

Phase II Investigation Work Plan

Area A: Parcel A11 Tradepoint Atlantic Sparrows Point, Maryland

Prepared for:
EnviroAnalytics Group
1650 Des Peres Road, Suite 230
Saint Louis, Missouri 63131

Prepared by:
ARM Group Inc.
9175 Guilford Road
Suite 310
Columbia, MD 21046

Revision 1
May 18, 2016

ARM Project 150298M-16

Respectfully submitted,



Eric S. Magdar
Senior Geologist



T. Neil Peters, P.E.
Vice President

TABLE OF CONTENTS

	<u>Page</u>
1.0 INTRODUCTION.....	1
1.1 Introduction.....	1
1.2 Site Background.....	1
1.2.1 Historical Parcel Information.....	2
1.2.2 Background Environmental Data.....	3
1.3 Sampling Design and Rationale.....	5
2.0 PROJECT ORGANIZATION AND RESPONSIBILITIES	8
2.1 Project Personnel	8
2.2 Health and Safety Issues	9
3.0 FIELD ACTIVITIES AND PROCEDURES.....	10
3.1 Utility Clearance	10
3.2 Sampling Plan	10
3.3 Soil Investigation	10
3.4 Groundwater Investigation.....	11
3.5 NAPL Delineation	12
3.5.1 Proposed Piezometers	12
3.5.2 Proposed Soil Borings	13
3.6 Sample Documentation.....	14
3.6.1 Sample Numbering	14
3.6.2 Sample Labels & Chain-of-Custody Forms.....	14
3.7 Laboratory Analysis.....	14
4.0 QUALITY ASSURANCE AND QUALITY CONTROL PROCEDURES	15
5.0 MANAGEMENT OF INVESTIGATION DERIVED WASTE	16
6.0 DATA VALIDATION	17
7.0 REPORTING	18
8.0 SCHEDULE	19

TABLE OF CONTENTS (Continued)

FIGURES

Figure 1	Tradeport Atlantic Parcel Index Map	Following Text
Figure 2	1916 Shoreline Map	Following Text
Figure 3	Proposed Borings: Contractor Area (Drawing 112489).....	Following Text
Figure 4	Proposed Borings: Locations of SWMUs, AOCs, and Facility Areas	Following Text
Figure 5	Proposed Borings: Historical Site Drawings—5000 Set.....	Following Text
Figure 6	Proposed Borings: Historical Site Drawings—5100 Set.....	Following Text
Figure 7	Proposed Borings: Historical Site Drawings—5500 Set.....	Following Text
Figure 8	Proposed Borings: Spare Parts Yard (Drawing 125299).....	Following Text
Figure 9	Proposed Borings: Aerial View.....	Following Text
Figure 10	Proposed Borings: Aerial View (with County Lands Samples)	Following Text
Figure 11	Proposed Borings: Existing/Future Engineered Barriers	Following Text
Figure 12	Proposed Groundwater Samples: Aerial View.....	Following Text

APPENDICES

Appendix A	Site Visit Photograph Log.....	Following Text
Appendix B	County Lands 1A Inspection Documents (from County Lands Summary Report).....	Following Text
Appendix C	Coke Point and Greys Landfills Semi-Annual Groundwater Monitoring Report: 2 nd Half 2014 - Abridged.....	Following Text
Appendix D	Historical Well Data (ARM Monitoring Wells).....	Following Text
Appendix E	Well Inspection Forms.....	Following Text
Appendix F	Historical Well Data (Site-wide Wells).....	Following Text
Appendix G	Historical County Lands Figures and Investigation Data.....	Following Text
Appendix H	Proposed Sample Summary Table.....	Following Text
Appendix I	Health and Safety Plan.....	Following Text

1.0 INTRODUCTION

1.1 Introduction

ARM Group Inc. (ARM), on behalf of EnviroAnalytics Group (EAG), has prepared the following Work Plan to complete a Phase II site investigation on a portion of the Tradepoint Atlantic property that has been designated as Area A, Parcel A11 (the Site). Parcel A11 is comprised of 102.0 acres of the approximately 3,100-acre former plant property located as shown on **Figure 1**.

Site characterization of Parcel A11 will be performed in compliance with requirements pursuant to the following:

- Administrative Consent Order (ACO) between Tradepoint Atlantic (formerly Sparrows Point Terminal, LLC) and the Maryland Department of the Environment (effective September 12, 2014); and
- Settlement Agreement and Covenant Not to Sue (SA) between Tradepoint Atlantic (formerly Sparrows Point Terminal, LLC) and the United States Environmental Protection Agency (effective November 25, 2014).

An application to enter the Site into the Maryland Department of the Environment Voluntary Cleanup Program (MDE-VCP) was submitted to MDE on September 10, 2014. The Site's current and anticipated future use is Tier 3 (Industrial), and plans for the Site include demolition and redevelopment over the next several years.

Parcel A11 is part of the acreage that was removed (Carveout Area) from inclusion in the Multimedia Consent Decree between Bethlehem Steel Corporation, the United States Environmental Protection Agency (EPA), and the Maryland Department of the Environment (MDE) (effective October 8, 1997) as documented in correspondence received from EPA on September 12, 2014. Based on this agreement, EPA has determined that no further investigation or corrective measures will be required under the terms of the Consent Decree for the Carveout Area. However, the SA reflects that the property within the Carveout Area will remain subject to the EPA's RCRA Corrective Action authorities.

1.2 Site Background

From the late 1800s until 2012, the production and manufacturing of steel was conducted at Sparrows Point. Iron and steel production operations and processes at Sparrows Point included raw material handling, coke production, sinter production, iron production, steel production, and semi-finished and finished product preparation. In 1970, Sparrows Point was the largest steel facility in the United States, producing hot and cold rolled sheets, coated materials, pipes, plates, and rod and wire. The steel making operations at the Facility ceased in fall 2012.

1.2.1 Historical Parcel Information

Groundcover at the Site is comprised of approximately 44% natural soils and 56% slag based on the approximate shoreline of the Sparrows Point Peninsula in 1916, as shown on **Figure 2** (Adapted from Figure 2-20 on the Description of Current Conditions (DCC) Report prepared by Rust Environmental and Infrastructure, dated January 1998). The parcel is located to the east of Greys Landfill, and contains very few structures or engineered barriers. Parcel A11 includes the County Lands 1A Parcel, which is one of five areas (1A, 1B, 2, 3A, and 3B) referred to as “County Lands” in the DCC Report. Numerous figures in the DCC Report indicate that the majority of the western portion of the parcel was covered by spare parts storage. This has been confirmed by a review of multiple sets of historical plant drawings (Section 1.3), as well as publicly available historical aerial images (Google Earth Pro). According to the DCC report and historical plant drawings, the southern part of the parcel contained a trash transfer station. There is no evidence that iron and steel work processes were completed within the parcel boundaries.

The Phase I Environmental Site Assessment (ESA) prepared by Weaver Boos Consultants (May 19, 2014) indicates that the eastern areas of the site were formerly used for contractor equipment storage and that some wastes of unknown types and quantities may also have been discharged in or near these areas. Weaver Boos completed site visits of Sparrows Point from February 19 through 21, 2014, for the purpose of characterizing current conditions at the former steel plant. The contractor storage area was observed to be largely vacant with piles of unspecified materials (likely stockpiled soil and/or slag) during Weaver Boos’ site visit. The DCC Report lists several former features within the contractor area (all of which have been removed), including an earthen oil pit, two underground storage tanks (USTs), two gas pumps and a pump island, unlabeled drums and containers with evidence of leaking and staining, and a small vegetated Coal Tar Area. ARM completed a site visit on May 9, 2016 for the purpose of observing current activity at the Site. This visit confirmed that the Site is largely vacant, and is being used primarily for the storage of several soil stockpiles. A photograph log from this field visit has been included as **Appendix A**.

The Sparrows Point County Lands Summary Report prepared by Rust Environmental and Infrastructure (May 1996) provided additional detail regarding the spare parts storage yard to the west and contractor storage area to the east. This report identified several specific areas within the spare parts storage yard which previously contained items of concern, including unlabeled drums and tanks, compressed gas cylinders, and machinery. The inspection documents included with the County Lands Summary Report identified the locations of these features by the ID number of the area on which they were found. The report also listed specific contractor parcels within the contractor storage area which contained items of environmental concern (drums, tanks, fuel pumps, etc.). The inspection documents provided in the report specifically identified a group of three buildings (since demolished) directly east of Greys Landfill (likely the equipment cleaning station visible on historical site drawings), the Blumenthal-Kahn Electric Company Area, the J.B. Eurel Area, the Langenfelder and Son Vehicle Maintenance Area, and

the Gill Simpson Area as containing numerous objects of concern, including each of the features discussed in the DCC Report and several other items which were not reported. The inspection documents included with the County Lands Summary Report for both the spare parts storage area and the contractor area are included as **Appendix B**. The authors of the County Lands Summary Report considered the Coal Tar Area to be the main issue of concern within the County Lands 1A Parcel. While no specific location was known, the County Lands Report identified the most probable location of this feature based on earlier investigations (soil borings and vapor points) completed in the parcel. Further discussion of the targeted features is provided in Section 1.3.

1.2.2 Background Environmental Data

Due to its proximity to the Greys Landfill, a large number of monitoring wells in both the shallow and intermediate hydrogeologic zones are present within or close to the Parcel A11 boundary. A number of these wells are regularly sampled, and a complete groundwater monitoring report is available as recently as April 2015. The following shallow wells are used for monitoring purposes in the vicinity of Parcel A11: GL-02 (-5), GL-03 (-3), GL-08 (-3), GL-09 (-2), GL-11 (-1), GL-17 (-1), GL-18 (-3), GL-19, GL-20 (-5), and TS-01 (-7). Since these wells are regularly sampled, the wells are not included in ARM's parcel-specific sampling plan. However, the data from these shallow wells will be included and discussed in the final exceedance report for the parcel. An abridged version of the April 2015 Coke Point and Greys Landfills Semi-Annual Groundwater Monitoring Report (summarizing the second semi-annual period of 2014) is included as **Appendix C**. The full report text is included in the appendix, but figures and tables related to the Coke Point Landfill were eliminated from the report attachments. Furthermore, only shallow and intermediate wells in the vicinity of Parcel A11 are included in the abridged version. The historical data from the monitoring report indicate that multiple wells in both the shallow and intermediate hydrogeologic zones exceeded the applicable Project Action Limits (PALs) for VOCs, SVOCs, and Metals. The specific exceedances are highlighted in the appendix tables. A table indicating the well construction information (well depth, screen length, etc.) for all of the Greys Landfill monitoring wells is included in the appendix.

Several additional groundwater wells, which are not included in the regular monitoring network, were installed in 2011. These newer wells, along with several existing Greys Landfill monitoring wells, were sampled by ARM in September 2011. The available analytical data from the 2011 sampling event are presented in **Appendix D**. The appendix also indicates the screened interval for each of the existing wells, as well as the hydrogeologic zone. The data indicate that multiple wells in both the shallow and intermediate hydrogeologic zones exceeded the applicable PALs for VOCs, SVOCs, and Metals. The specific exceedances are highlighted in the attached tables. ARM completed inspections of the shallow site-wide groundwater wells installed in 2011 (LF-01S, LF-02, LF-03S, LF-04S, and LF-05) to determine whether they were suitable for sampling. The well inspection forms are included as **Appendix E**. (Further groundwater

discussion and figure references are provided in Sections 1.3 and 3.4.). Each of the listed wells was observed to be in good structural condition.

There were six (6) additional groundwater wells identified within Parcel A11 which are not part of the regular monitoring plan but provided relevant historical data: SG01-PPM004, SG01-PDP000, TS01-PPM010, GL04-PZP001, GL04-PZM026, and GL04-PZM046. ARM completed inspections of these existing wells to determine their condition. The completed well inspection forms are included in **Appendix E**. SG01-PPM004, SG01-PDP000, TS01-PPM010, and GL04-PZP001 are located in the shallow hydrogeologic zone, and were considered for inclusion in the sampling plan. GL04-PZM026 and GL04-PZM046 are located in the intermediate zone. Only SG01-PDP000 was found to be useable during the inspections, and it was included in the groundwater sampling plan. (Further groundwater discussion and figure references are provided in Sections 1.3 and 3.4.) Groundwater samples have been collected from these wells in the past (November to December 2000) and analyzed for a limited set of general water quality parameters. Available analytical data from these samples were presented in the Site Wide Investigation Groundwater Study Report prepared by the Bethlehem Steel Corporation Sparrows Point Division dated December 20, 2001. The data from these samples are presented in **Appendix F**, and indicate that historical concentrations of both iron and manganese have exceeded the PALs in the intermediate zone wells (GL04-PZM026 and GL04-PZM046). No exceedances were evident in the shallow wells. The appendix also indicates the screened interval for each of the historical wells, as well as the hydrogeologic zone.

The County Lands Summary Report provided relevant historical soil data for the parcel from a previous investigation conducted by EA Engineering (EA) between May 18 and June 1, 1988. As part of the investigation, EA installed 19 soil borings and 5 wells within or directly adjacent to the Site. Investigative soil boring locations in the County Lands 1A Parcel consisted of B-1 through B-10, and B-20 through B-28. Groundwater well locations in the County Lands Summary Report consisted of W-1 through W-5. Soil samples were collected from each borehole at unspecified depths, and analyzed for metals, inorganic compounds, and various bulk characteristics. Leaching test results for the analysis of TCLP-metals were also provided in the Summary Report. No groundwater analytical data was available within the provided report, but soil samples were gathered during the installation of the groundwater wells and analyzed for the same parameters as the other boreholes. This yielded a total of 24 locations for which soil quality data was available. The analytical results for samples collected as part of the County Lands 1A Parcel investigation are included as **Appendix G**, with the applicable PAL exceedances highlighted. The appendix begins with the original report figures showing the sample locations. Concerning the bulk soil samples (non-TCLP), the data indicate that exceedances of arsenic and lead were fairly widespread in the parcel, with chromium and cyanide each having a single detection above the applicable PALs. The County Lands Summary Report also stated that numerous soil vapor points were installed throughout the contractor area, but analytical data was not provided. The locations of these vapor points (along with a previous

soil boring completed by Law Engineering during a geotechnical survey in 1987) did prove valuable for determining the targeted location of the Coal Tar Area. The probable location of this feature is indicated on **Figure 3**, which shows the detailed contractor storage area (discussed below).

1.3 Sampling Design and Rationale

Across the whole Tradepoint Atlantic property, several buildings and facilities may have been historical sources of environmental contamination. These areas were identified as targets for sampling through a careful review of historical documents. When a sampling target was identified, at least two (2) borings were placed at or around its location using GIS software (ArcMap Version 10.2.2). The first sampling targets to be identified were Recognized Environmental Conditions (RECs) located within the Site boundaries, as shown on the REC Location Map provided in the Phase I ESA. All site-wide RECs were targeted with at least three (3) borings. The following REC was identified within the Site boundaries:

Contractor Equipment Storage (REC 16, Finding 256):

According to the Phase I ESA, a contractor equipment area was located directly to the east of Greys Landfill within the boundary of Parcel A11. The Phase I ESA indicated that, based on the DCC Report and interviews with site personnel, this area was previously used as a storage area for contractor equipment, and may have been historically used to dispose of wastes of unknown types and quantities. Further action was recommended in this area due to the potential for surface and subsurface impacts as a result of the storage/dumping activities. The DCC Report lists several former features within the contractor area (all of which have been removed), including an earthen oil pit, two underground storage tanks (USTs), two gas pumps and a pump island, unlabeled drums and containers with evidence of leaking and staining, and a small vegetated Coal Tar Area. In addition, the County Lands Summary Report identified numerous features (drums, tanks, fuel pumps, etc.) at risk for leaks and releases in specific contractor areas. These individual contractor areas and additional features were targeted within the established boundary of REC 16. ARM requested and received Drawing 112489 from Tradepoint Atlantic, which showed detail of the contractor storage area. Using the georeferenced figure and information contained in the County Lands Summary Report, the contractor area was strategically targeted. **Figure 3** shows the detailed contractor storage area drawing and the associated target borings.

Following the identification and evaluation of all RECs at the Site, Solid Waste Management Units (SWMUs) and Areas of Concern (AOCs) were identified from the DCC Report Figure 3-1. The trash transfer station (SWMU 95) was the only unit identified within the parcel boundaries. This unit was designated in the DCC Report as non-releasing and was not proposed for further action, but it was included in the parcel-specific sampling plan. There were no additional Findings, SWMUs, or AOCs that required action at the Site. **Figure 4** shows the proposed

borings overlain on the DCC figure, which shows the SWMUs, AOCs, and main facility areas across the Tradepoint Atlantic property.

Following the investigation of all RECs, SWMUs, and AOCs, four (4) sets of historical site drawings were reviewed to identify additional sampling targets. These site drawings included the 5000 Set (Plant Arrangement), the 5100 Set (Plant Index), the 5500 Set (Plant Sewer Lines), and a set of drawings indicating coke oven gas distribution drip leg locations. Drip legs are points throughout the distribution system where coke oven gas condensate was removed from the gas pipelines. The condensate from the drip legs was typically discharged to drums, although it is possible some spilled out of the drums and on to the ground. There were no drip legs identified inside the boundary of Parcel A11. Sampling target locations were identified if the historical site drawings depicted industrial activities or a specific feature at a location that may have been a source of environmental contamination that impacted the Site. Based on this criterion, there were no additional sampling targets identified at the Site using these drawing sets. **Figures 5 through 7** show the proposed borings and the Site boundary overlain on the relevant sets of historical site drawings (5000, 5100, and 5500 Set, respectively).

As previously discussed, the County Lands Summary Report identified specific areas within the spare parts storage yard which previously contained items of concern (drums, tanks, compressed gas cylinders, and machinery). To identify the ID numbers given in the report, ARM requested and received Drawing 125299 from Tradepoint Atlantic, which showed detail of the central spare parts storage area, including a limited set of area ID numbers. Each area which could be positively identified as containing an item of environmental concern was specifically targeted with a boring, but the exact locations of these small items could not be determined from the available information. Several additional borings were added in areas of the storage yard without confirmed ID numbers and across open areas of the yard not previously covered. **Figure 8** shows the detailed spare parts yard drawing and the associated target borings.

Sample locations were added to fill in areas with insufficient coverage (large spatial gaps between proposed borings) within the Site and to meet the sample density requirements set forth in the Quality Assurance Project Plan (QAPP) Worksheet 17 – Sampling Design and Rationale. Parcel A11 contains a total of approximately 102.0 acres: 99.1 acres without engineered barriers and 2.9 acres with engineered barriers (roads, parking, and building slabs). In accordance with the relevant sampling density requirements, a minimum of 40 soil boring locations are required in the area without engineered barriers, and a minimum of 2 soil boring locations are required in the area with engineered barriers. A total of 60 borings have been proposed in areas without engineered barriers and a total of 2 borings have been proposed in areas with these barriers. The full list of sampling targets, along with the specific rationale for sampling each, is provided as **Appendix H**.

Figure 9 shows the proposed borings on an aerial image to indicate the boring locations with regard to landmarks and physical obstructions (woods). An additional figure showing the proposed borings as well as the locations of previous soil samples collected during the County Lands investigation by EA, is included as **Figure 10**. EAG has provided ARM with a proprietary site planning document which shows the proposed development for Parcel A11. This document indicates that roughly 76% of the complete parcel area will be paved in the future. **Figure 11** shows the current and future engineered barriers within Parcel A11. Groundwater in the parcel will be investigated using temporary installed groundwater monitoring points (piezometers), as well as the existing site-wide well (SG01-PDP000) and the previously installed ARM monitoring wells (LF-01S, LF-02, LF-03S, LF-04S, and LF-05) in the shallow hydrogeologic zone. Available data from the existing shallow wells used for groundwater monitoring around Greys Landfill (listed in Section 1.2.2) will also be included in the final exceedance report. **Figure 12** shows an aerial view of the proposed groundwater samples.

A summary of the specific historical drawings relevant to the sampling plan is presented below:

Parcel A11 Historical Site Drawings Details				
<u>Set Name</u>	<u>Typical Features Shown</u>	<u>Drawing Number</u>	<u>Original Date Drawn</u>	<u>Latest Revision Date</u>
Plant Arrangement	Roads, water bodies, building/structure footprints, electric lines, above-ground pipelines (e.g.: steam, nitrogen, etc.)	5055	1/27/1959	3/11/1982
		5056	1/27/1959	3/11/1982
		5059	2/8/1962	3/11/1982
		5060	2/8/1962	3/11/1982
		5061	2/8/1962	3/11/1982
		5063	2/8/1962	3/11/1982
		5064	2/8/1964	3/11/1982
Plant Index	Roads, water bodies, demolished buildings/structures, electric lines, above-ground pipelines	5155	Unknown	3/3/2008
		5156	Unknown	11/10/2008
		5159	Unknown	3/5/2008
		5160	Unknown	3/6/2008
		5161	Unknown	3/6/2008
		5163	Unknown	3/6/2008
		5164	Unknown	3/6/2008
Plant Sewer Lines	Same as above plus trenches, sumps, underground piping (includes pipe materials)	5555	2/10/1976	2/10/1976
		5556	4/5/1961	2/4/76
		5559	2/5/1976	2/5/1976
		5560	2/5/1976	2/5/1976
		5561	2/5/1976	2/5/1976
		5563	2/5/1976	2/5/1976
		5564	2/5/1976	2/5/1976
Drip Legs	Coke Oven Gas Drip Legs Locations	5887	Unknown	Sept. 1988
		5888	Unknown	Sept. 1988
Plant General	Contractor Storage Area	112489	4/15/1966	10/6/1980
	Central Spare Parts Storage Area	125299	5/29/1969	7/20/1971

2.0 PROJECT ORGANIZATION AND RESPONSIBILITIES

2.1 Project Personnel

The site characterization of Area A Parcel A11 will be conducted by ARM under a contract with EAG. ARM will provide project planning, field sampling and reporting support. The required drilling, Geoprobe[®] and laboratory services will be contracted directly by EAG. The management, field, and laboratory responsibilities of key project personnel are defined in this section.

The ARM Project Manager, Mr. Eric Magdar is responsible for ensuring that all activities are conducted in accordance with this Work Plan and the contract requirements. Mr. Magdar will provide technical coordination with the MDE, EPA and EAG. The ARM Project Manager is responsible for managing all operations conducted for this project including:

- Ensure all personnel assigned to this project review the technical project plans before initiation of all tasks associated with the project.
- Review of project plans in a timely manner.
- Ensure proper methods and procedures are implemented to collect representative samples.
- Monitor the project budget and schedule and ensure the availability of necessary personnel, equipment, subcontractors, and other necessary services.

The lead ARM Project Scientist, Mr. Nicholas Kurtz, will be responsible for coordinating field activities including the collection, preservation, documentation and shipment of samples. Mr. Kurtz will directly communicate with the ARM Project Manager and Laboratory Project Manager on issues pertaining to sample shipments, schedules, container requirements, and other necessary issues. Mr. Kurtz is also responsible for ensuring the accuracy of sample documentation including the completion of the chain-of-custody (CoC) forms.

Pace Analytical Services, Inc. (PACE) of Greensburg, Pennsylvania will provide the analytical services for this project. The address for the laboratory is as follows:

Pace Analytical
1638 Roseytown Road
Greensburg, PA 15601

During the field activities, the Laboratory Project Manager will coordinate directly with the ARM Project Manager on issues regarding sample shipments, schedules, container requirements, and other field-laboratory logistics. The Laboratory Project Manager will monitor the daily activities of the laboratory, coordinate all production activities, and ensure that work is being

conducted as specified in this document. Ms. Samantha Bayura will be the Laboratory Project Manager for PACE on this project.

2.2 Health and Safety Issues

Because of the potential presence of metals, petroleum hydrocarbons and chlorinated hydrocarbons in the soil and groundwater at the Site, the investigation will be conducted under a site-specific Health and Safety Plan (HASP) to protect investigation workers from possible exposure to contaminated soil and groundwater. The site-specific HASP for Parcel A11 is included as **Appendix I**.

Based on information provided to ARM, the planned site activities will be conducted under modified Level D personal protection. The requirements of the modified Level D protection are defined in ARM's site specific Health and Safety Plan. All field personnel assigned for work at the Site have been trained in accordance with the Occupational Safety and Health Administration (OSHA) Hazardous Waste Operations and Emergency Response standard (29 CFR 1910.120) and other applicable OSHA training standards. All field staff will be experienced in hazardous waste site work, use of personal protective equipment (PPE), and emergency response procedures.

3.0 FIELD ACTIVITIES AND PROCEDURES

3.1 Utility Clearance

ARM will take appropriate precautions to avoid subsurface utilities and structures during the site investigation. Prior to initiating any subsurface investigations, ARM will attempt to determine the location of utilities in the project area using the Miss Utility system. Additionally, any required state or local permits will be acquired prior to the commencement of site activities.

In addition to the Miss Utility system, EAG will clear each proposed boring with utility personnel currently working on the property. To facilitate this, ARM will locate with a GPS and mark all proposed boring locations in the field. ARM will coordinate the staking of borings in the field with Tradepoint Atlantic utility personnel to avoid conflicts. Historical utility drawings which may be relevant include the 5600 Set (Plant Water Lines) and 5800 Set (Plant Gas Lines).

3.2 Sampling Plan

The purpose of this site characterization is to identify any existing hazardous conditions across the entire Site. A summary of the areas that will be investigated, along with the proposed boring identification number and the analyses being performed, has been provided as **Appendix H**.

This Work Plan presents the methods and protocols to be used to complete the site characterization. These methods and procedures follow the MDE-VCP and EPA guidelines. Information regarding the project organization, field activities and sampling methods, sampling equipment, sample handling and management procedures, the laboratory analytical methods and selected laboratory, quality control and quality assurance procedures, investigation-derived waste (IDW) management methods, reporting requirements are described in detail in the QAPP that has been developed to support the investigation and remediation of the Tradepoint Atlantic Site (Quality Assurance Project Plan, ARM Group Inc., October 2, 2015).

The proposed schedule of this investigation is contained in this Work Plan (Section 8). All site characterization activities will be conducted in accordance with the site-specific HASP (**Appendix I**).

3.3 Soil Investigation

Soil samples will be collected from the locations identified on **Figures 3 through 10**, and in accordance with procedures referenced in the QAPP Worksheet 21 – Field SOPs (Standard Operating Procedures), SOP No. 009 – Sub-surface Soil Sampling.

Regarding soil sampling depth, a shallow sample will be collected from the 0 to 1 foot depth interval, and a deeper sample will be collected from the 4 to 5 foot depth interval. One additional set of samples will also be collected from the 9 to 10 foot depth interval if groundwater has not been encountered; however, these samples will be held by the laboratory pending the analysis of the 0 to 1 and 4 to 5 foot depth interval samples. If the PID or other field observations indicate contamination to exist at a depth greater than 3 feet bgs but less than 9 feet bgs, and is above the water table, the sample from the deeper 4-5 foot interval may be shifted to the depth interval indicated by the PID response. It should be noted that no soil samples will be collected from a depth that is below the water table.

After soil sampling has been concluded at a location, all down-hole soil sampling equipment will be decontaminated according to procedures referenced in the QAPP Worksheet 21 – Field SOPs, SOP No. 016 – Equipment Decontamination. The decontamination procedures that will be used during the course of this investigation include Decontamination Area (Section 3.1 of the SOP), Decontamination of Sampling Equipment (Section 3.5), Decontamination of Measurement Devices & Monitoring Equipment (Section 3.7), Decontamination of Subsurface Drilling Equipment (Section 3.8), and Document and Record Keeping (Section 5).

All soil samples will be analyzed for TCL-VOCs, TCL-SVOCs, TAL-Metals, TPH-DRO, TPH-GRO, hexavalent chromium, and cyanide. Additionally, the shallow soil samples collected across the Site from the 0-1 foot bgs interval will also be analyzed for PCBs. Analytical methods, sample containers, preservatives, and holding times for the sample analyses are listed in the QAPP Worksheet 19 & 30 – Sample Containers, Preservation, and Holding Times.

3.4 Groundwater Investigation

There are six (6) existing shallow wells present within the boundaries of Parcel A11 which will be included in the sampling plan (SG01-PDP000, LF-01S, LF-02, LF-03S, LF-04S, and LF-05). For additional sampling points, temporary piezometers will be installed at the locations identified on **Figure 12** in accordance with the procedures referenced in the QAPP Worksheet 21 – Field SOPs, SOP No. 28 – Direct Push Installation and Construction of Temporary Groundwater Sample Collection Points. Sample locations where piezometers will be installed include: A11-017-PZ, A11-037-PZ, A11-042-PZ, A11-043-PZ, and A11-046-PZ.

Groundwater samples will be collected from temporary piezometers and the existing wells in accordance with the procedures referenced in the QAPP Worksheet 21 – Field SOPs, SOP No. 6 – Groundwater Sampling. Because it has been years since the existing wells have been sampled, they will be redeveloped according to procedures referenced in QAPP Worksheet 21 – Field SOPs, SOP No. 018 – Well Development. After redevelopment, ARM will record the depth to bottom in each well again to compare to the recorded original drilled depth. All groundwater samples will be analyzed for TCL-VOCs, TCL-SVOCs, TAL-Dissolved Metals, TPH-DRO,

TPH-GRO, hexavalent chromium, and cyanide. Analytical methods, sample containers, preservatives, and holding times for the sample analyses are listed in the QAPP Worksheet 19 & 30 – Sample Containers, Preservation, and Holding Times. Available data from the existing shallow wells used for regular groundwater monitoring (listed in Section 1.2.2) will also be included in the exceedance report for the parcel.

ARM will check each groundwater sampling point for the presence of NAPL (non-aqueous phase liquid) using an oil-water interface probe, in accordance with methods referenced in the QAPP Worksheet 21 – Field SOPs, SOP No. 19 – Depth to Groundwater and NAPL Measurements. The proposed sampling locations will also be surveyed to obtain groundwater elevation data. The elevation data from these piezometers and wells will be used to create a groundwater contour map indicating groundwater flow direction.

Once each PVC piezometer has been sampled, surveyed and/or checked for NAPL, it will be emptied, removed and discarded. The boreholes will then be abandoned in accordance with Maryland abandonment standards as stated in COMAR 26.04.04.34 through 36.

3.5 NAPL Delineation

3.5.1 Proposed Piezometers

As detailed above, each groundwater sampling location in this work plan will be checked for the presence of NAPL with an oil-water interface probe immediately after installation. If NAPL is not detected, no delineation activities will be necessary. In the event that petroleum/NAPL is identified within a piezometer or groundwater well, another measurement will be made after a 30 day (minimum) equilibration period to determine NAPL thickness. The extent of the NAPL will be delineated by the installation of additional monitoring points with the same installation specifications (SOP No. 28 – Direct Push Installation and Construction of Temporary Groundwater Sample Collection Points). ARM will remobilize (following utility clearance) to install and inspect additional soil borings and shallow, temporary piezometers to the north, south, east, and west of the detection point at distances of 25 feet. Delineation piezometers will extend into adjacent parcels (if applicable) but will not be installed off of Tradepoint Atlantic property and will only be installed up to the edge of existing buildings. At each location, continuous core soil samples will be screened with a hand-held PID and inspected for evidence of NAPL, and the additional temporary piezometers will be installed to a final depth determined by ARM personnel.

Each additional piezometer installed to delineate the NAPL will be checked for the presence of product with an oil-water interface probe immediately after installation, 48 hours after installation, and again after a 30 day equilibration period. If NAPL is identified within any of the piezometers, additional borings/piezometers will be added as necessary to complete the

delineation. The MDE will be notified within 48 hours if NAPL is detected within the temporary piezometers. Once the MDE has given approval to abandon the delineation piezometers, each piezometer will be emptied, removed and discarded. All boreholes will be abandoned in accordance with Maryland abandonment standards as stated in COMAR 26.04.04.34 through 36. A full report documenting the results of the delineation, including NAPL thickness, will be submitted to the MDE within 30 days of completing the field activities.

3.5.2 Proposed Soil Borings

In the event that NAPL bearing soils are identified in a soil boring, a temporary piezometer will be installed according to the specifications identified in SOP No. 28 – Direct Push Installation and Construction of Temporary Groundwater Sample Collection Points. ARM will immediately check the piezometer for the presence of NAPL using an oil-water interface probe in accordance with methods referenced in the SOP No. 19 – Depth to Groundwater and NAPL Measurements. If NAPL is not detected, the piezometer will be allowed to equilibrate for at least 48 hours prior to a second measurement. If no product is detected after 48 hours, the piezometer will be emptied, removed and discarded, and the borehole will be abandoned in accordance with Maryland abandonment standards as stated in COMAR 26.04.04.34 through 36. If NAPL is detected during either check, another measurement will be made after a 30 day (minimum) equilibration period to determine NAPL thickness.

If NAPL is detected in the initial piezometer, ARM will remobilize (following utility clearance) to install and inspect additional soil borings and shallow, temporary piezometers to the north, south, east, and west of the detection point at distances of 25 feet. Delineation piezometers will extend into adjacent parcels (if applicable) but will not be installed off of Tradepoint Atlantic property and will only be installed up to the edge of existing buildings. At each location, continuous core soil samples will be screened with a hand-held PID and inspected for evidence of NAPL, and the additional temporary piezometers will be installed to a final depth determined by ARM personnel.

Each additional piezometer installed to delineate the NAPL will be checked for the presence of product with an oil-water interface probe immediately after installation, 48 hours after installation, and again after a 30 day equilibration period. If NAPL is identified within any of the piezometers, additional borings/piezometers will be added as necessary to complete the delineation. The MDE will be notified within 48 hours if NAPL is detected within the temporary piezometers. Once the MDE has given approval to abandon the additional piezometers, each piezometer will be emptied, removed and discarded. All boreholes will be abandoned in accordance with Maryland abandonment standards as stated in COMAR 26.04.04.34 through 36. A full report documenting the results of the delineation, including NAPL thickness, will be submitted to the MDE within 30 days of completing the field activities.

3.6 Sample Documentation

3.6.1 Sample Numbering

Samples will be numbered in accordance with the QAPP Appendix C – Data Management Plan.

3.6.2 Sample Labels & Chain-of-Custody Forms

Samples will be labeled and recorded on the Chain-of-Custody form in accordance with methods referenced in the QAPP Worksheet 26 & 27 – Sample Handling, Custody and Disposal.

3.7 Laboratory Analysis

EAG has contracted PACE of Greensburg, Pennsylvania to perform the laboratory analysis for this project. All sample analyses to be performed are listed in **Appendix H**. The samples will be submitted for analysis with a standard turnaround time (approximately 5 work days). The specific list of compounds and analytes that the soil and groundwater samples will be analyzed for, as well as the quantitation limits and project action limits, is provided in QAPP Worksheet 15 – Project Action Limits and Laboratory-Specific Detection/Quantitation Limits.

4.0 QUALITY ASSURANCE AND QUALITY CONTROL PROCEDURES

All soil and groundwater samples will be collected using dedicated equipment including new soil core liners and polyethylene tubing. Each cooler temperature will be measured and documented by the laboratory upon receipt.

Quality control (QC) samples are collected during field studies for various purposes, among which are to isolate site effects (control samples), to define background conditions (background sample), and to evaluate field/laboratory variability (spikes and blanks, trip blanks, duplicates, etc.).

The following QC samples will be submitted for analysis to support the data validation:

- Trip Blank – at a rate of one per day
 - Soil – VOCs only
 - Water - VOCs only
- Blind Field Duplicate – at a rate of one duplicate per twenty samples
 - Soil - VOCs, SVOCs, Metals, TPH-DRO, TPH-GRO, PCBs, Hexavalent Chromium, and Cyanide
 - Water - VOCs, SVOCs, Metals, TPH-DRO, TPH-GRO, Hexavalent Chromium, and Cyanide
- Matrix Spike/Matrix Spike Duplicate – at a rate of one per twenty samples
 - Soil - VOCs, SVOCs, Metals, TPH-DRO, TPH-GRO, PCBs, and Hexavalent Chromium
 - Water - VOCs, SVOCs, Metals, TPH-DRO, TPH-GRO, and Hexavalent Chromium
- Field Blank and Equipment Blank
 - Soil - VOC, SVOC, Metals, TPH-DRO, TPH-GRO, Hexavalent Chromium, and Cyanide
 - Water - VOCs, SVOCs, Metals, TPH-DRO, TPH-GRO, Hexavalent Chromium, and Cyanide

The QC samples will be collected and analyzed in accordance with the QAPP Worksheet 12 – Measurement Performance Criteria, QAPP Worksheet 20 – Field Quality Control and QAPP Worksheet 28 – Analytical Quality Control and Corrective Action.

5.0 MANAGEMENT OF INVESTIGATION-DERIVED WASTE

All investigation derived waste (IDW) procedures will be carried out in accordance with methods referenced in the QAPP Worksheet 21 – Field SOPs, SOP No. 5 – Investigation-Derived Wastes Management.

6.0 DATA VALIDATION

All data validation procedures will be carried out in accordance with the QAPP Worksheet 34 – Data Verification and Validation Inputs, QAPP Worksheet 35 – Data Verification Procedures and QAPP Worksheet 36 – Data Validation Procedures.

7.0 REPORTING

Following the receipt of all sampling results from “Area A Parcel A11”, ARM will prepare a Phase II Site Investigation Report that will document the sample collection procedures and supporting rationale, and present and interpret the analytical results. All results will be presented in tabular and graphical formats as appropriate to best summarize the data for future use. The sample results will be compared against relevant criteria such as the MDE Generic Numeric Cleanup Standards and the EPA Regional Screening Levels, considering appropriate land use factors and institutional controls, to identify contaminants and exposure pathways of potential concern. ARM will also present recommendations for any additional site investigation activities if warranted.

8.0 SCHEDULE

The field activities below (including sample analysis and data validation) are planned so that they may be completed within six (6) months of agency approval of this Work Plan. In addition, the investigation report will be submitted to the regulatory authorities within two (2) months of completion of the field activities in accordance with these approximate timeframes:

- the sample collection activities will take approximately four (4) weeks to complete (including mobilization activities) once approval of the work plan is received;
- the soil and groundwater sample analysis, data validation and review is expected to require an additional eight (8) weeks to complete; and
- the preparation of the investigation report, including an internal Quality Assurance Review cycle, will require another six (6) weeks.

FIGURES



 	<ul style="list-style-type: none"> Site Boundary Private Property Area A Area B Boundaries 	<p>Tradepoint Atlantic Area A and Area B Parcels May 9, 2016</p>	<p>EnviroAnalytics Group</p> <hr/> <p>Area A: Project 150298M Area B: Project 150300M</p>	<p>Tradepoint Atlantic</p> <hr/> <p>Baltimore County, MD</p>	<p>Figure 1</p>
----------	--	--	--	--	---

Image courtesy of USGS Earthstar Geographics SIO © 2016 Microsoft Corporation © 2010 NAVTEQ © AND



bing™

Image courtesy of USGS Earthstar Geographics SIO © 2016 Microsoft Corporation © 2010 NAVTEQ © AND

ARM Group Inc.
 Earth Resource Engineers
 and Consultants

0 375 750 1,500
 Feet

- Site Boundary
- Area A Boundaries
- Area B Boundaries
- Land
- Marsh
- Water

Approximate Shoreline in 1916
 May 12, 2016

Adapted from Figure 2-5 of the Description of Current Conditions Report prepared by Rust Environmental and Infrastructure, dated January 1998

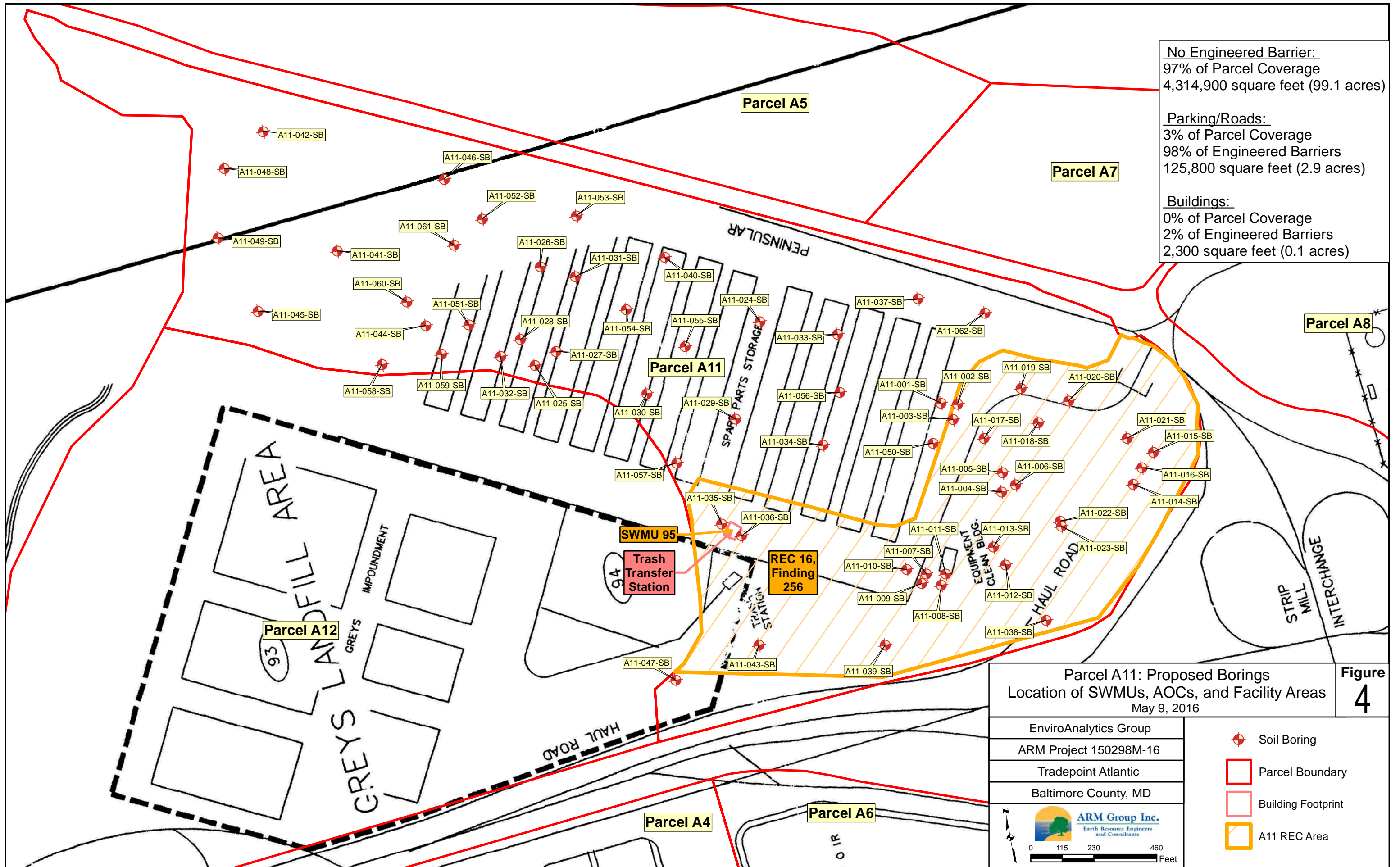
EnviroAnalytics Group

Tradepoint Atlantic

Area A: Project 150298M
 Area B: Project 150300M

Baltimore County, MD






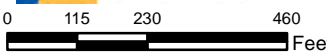
Figure
2

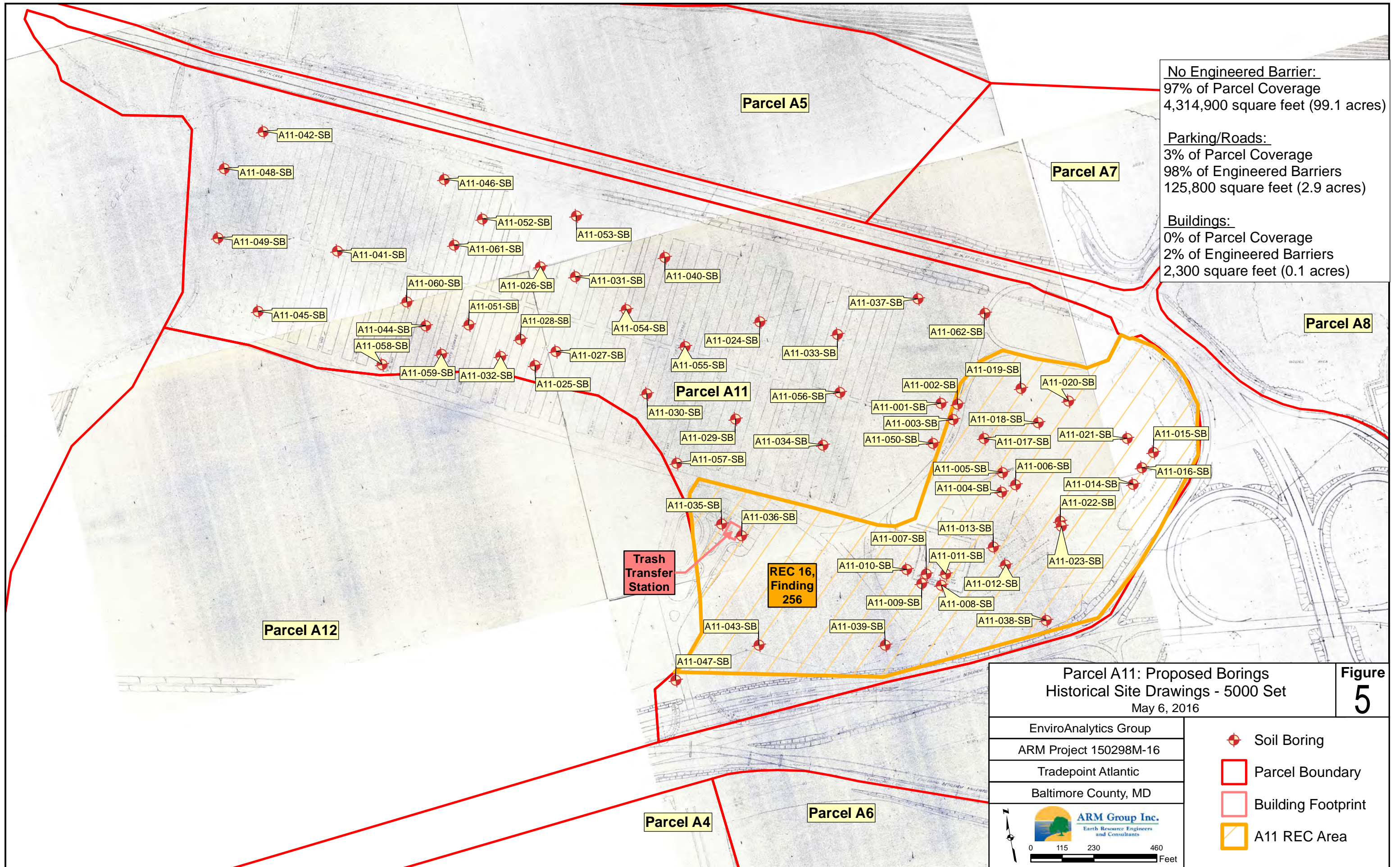


No Engineered Barrier:
 97% of Parcel Coverage
 4,314,900 square feet (99.1 acres)

Parking/Roads:
 3% of Parcel Coverage
 98% of Engineered Barriers
 125,800 square feet (2.9 acres)

Buildings:
 0% of Parcel Coverage
 2% of Engineered Barriers
 2,300 square feet (0.1 acres)



Parcel A11: Proposed Borings Location of SWMUs, AOCs, and Facility Areas May 9, 2016		Figure 4
EnviroAnalytics Group ARM Project 150298M-16 Tradepoint Atlantic Baltimore County, MD		
		<ul style="list-style-type: none">  Soil Boring  Parcel Boundary  Building Footprint  A11 REC Area
		

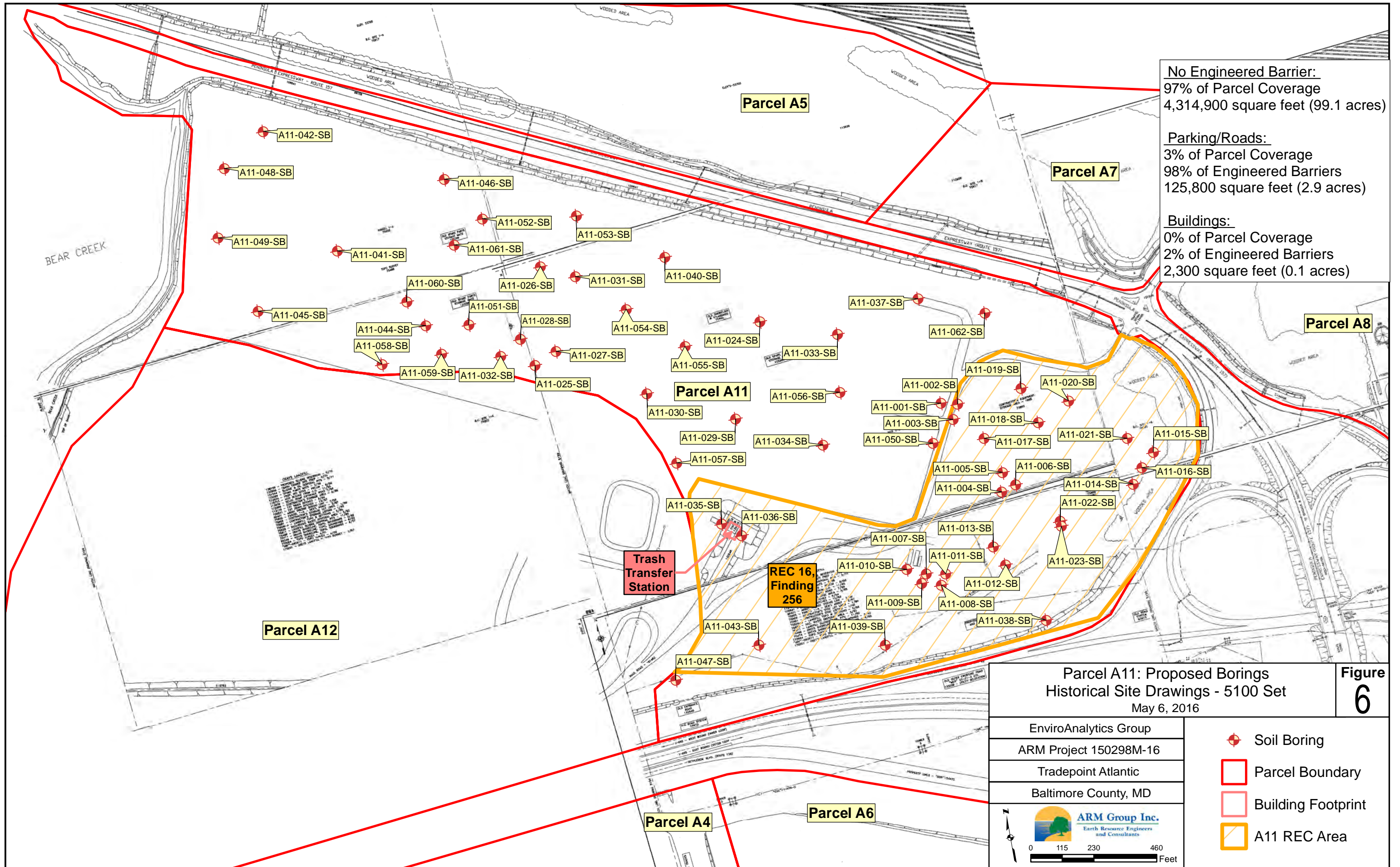


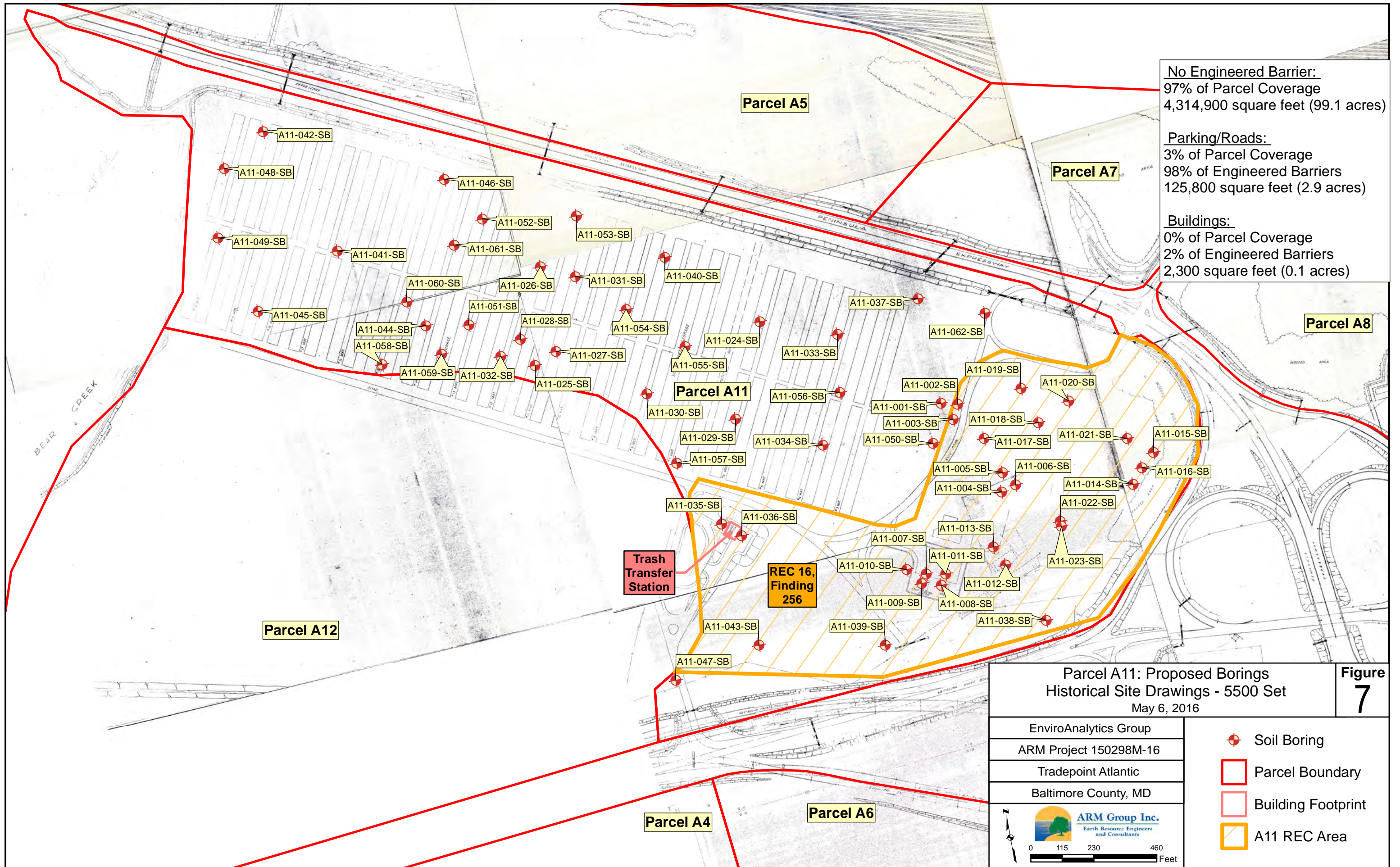
No Engineered Barrier:
 97% of Parcel Coverage
 4,314,900 square feet (99.1 acres)

Parking/Roads:
 3% of Parcel Coverage
 98% of Engineered Barriers
 125,800 square feet (2.9 acres)

Buildings:
 0% of Parcel Coverage
 2% of Engineered Barriers
 2,300 square feet (0.1 acres)

Parcel A11: Proposed Borings Historical Site Drawings - 5000 Set May 6, 2016		Figure 5
EnviroAnalytics Group ARM Project 150298M-16 Tradepoint Atlantic Baltimore County, MD		
		<ul style="list-style-type: none"> ⊕ Soil Boring Parcel Boundary Building Footprint A11 REC Area
		



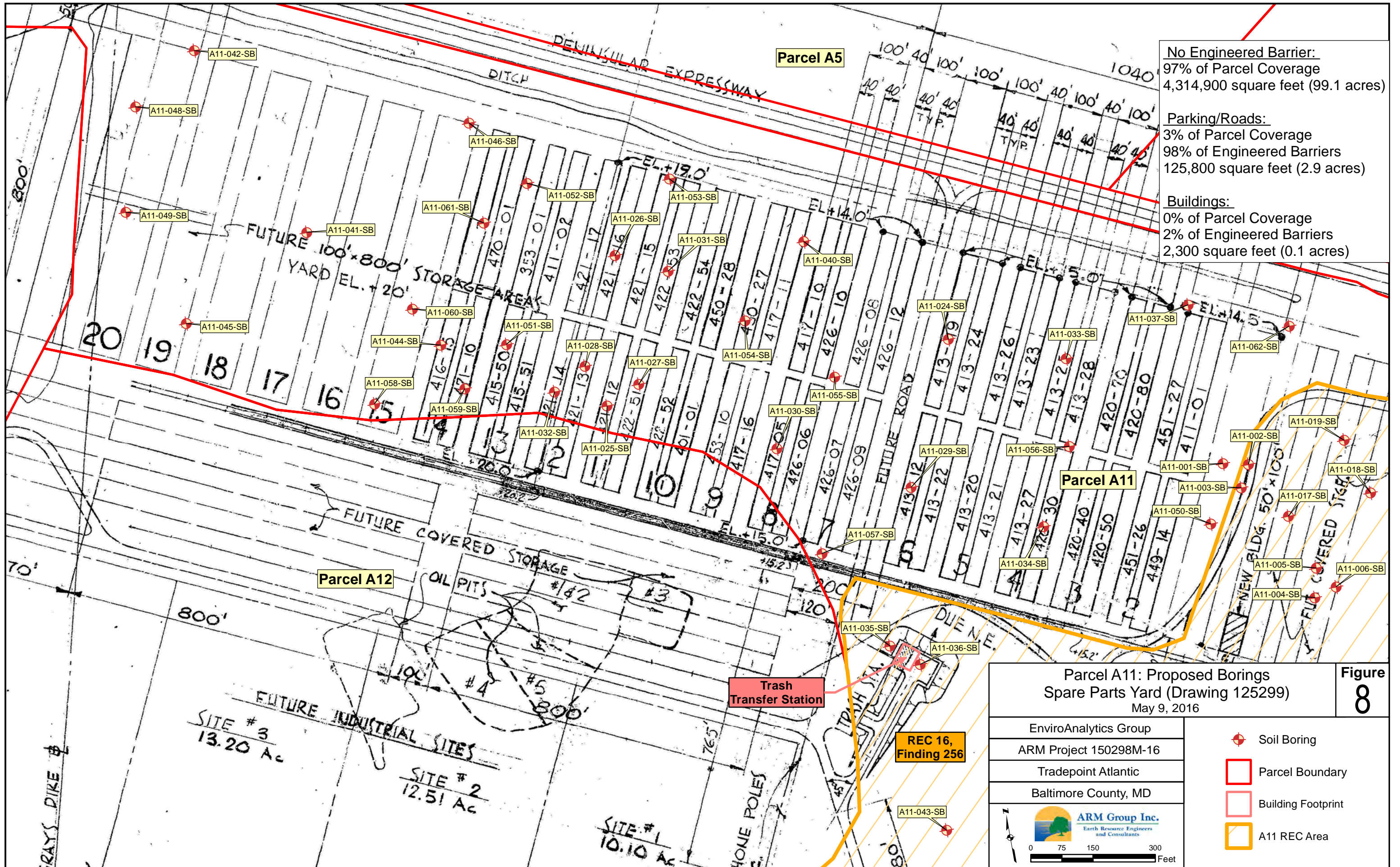


No Engineered Barrier:
 97% of Parcel Coverage
 4,314,900 square feet (99.1 acres)

Parking/Roads:
 3% of Parcel Coverage
 98% of Engineered Barriers
 125,800 square feet (2.9 acres)

Buildings:
 0% of Parcel Coverage
 2% of Engineered Barriers
 2,300 square feet (0.1 acres)

Figure 7



No Engineered Barrier:
 97% of Parcel Coverage
 4,314,900 square feet (99.1 acres)


Parking/Roads:
 3% of Parcel Coverage
 98% of Engineered Barriers
 125,800 square feet (2.9 acres)

Buildings:
 0% of Parcel Coverage
 2% of Engineered Barriers
 2,300 square feet (0.1 acres)

Parcel A11: Proposed Borings
 Spare Parts Yard (Drawing 125299)
 May 9, 2016

Figure 8

EnviroAnalytics Group
 ARM Project 150298M-16
 Tradepoint Atlantic
 Baltimore County, MD



- ◆ Soil Boring
- Parcel Boundary
- Building Footprint
- A11 REC Area

REC 16,
Finding 256

SITE # 3
13.20 Ac

SITE # 2
12.51 Ac

SITE # 1
10.10 Ac

FUTURE INDUSTRIAL SITES

Trash Transfer Station

Parcel A12

Parcel A11

Parcel A5

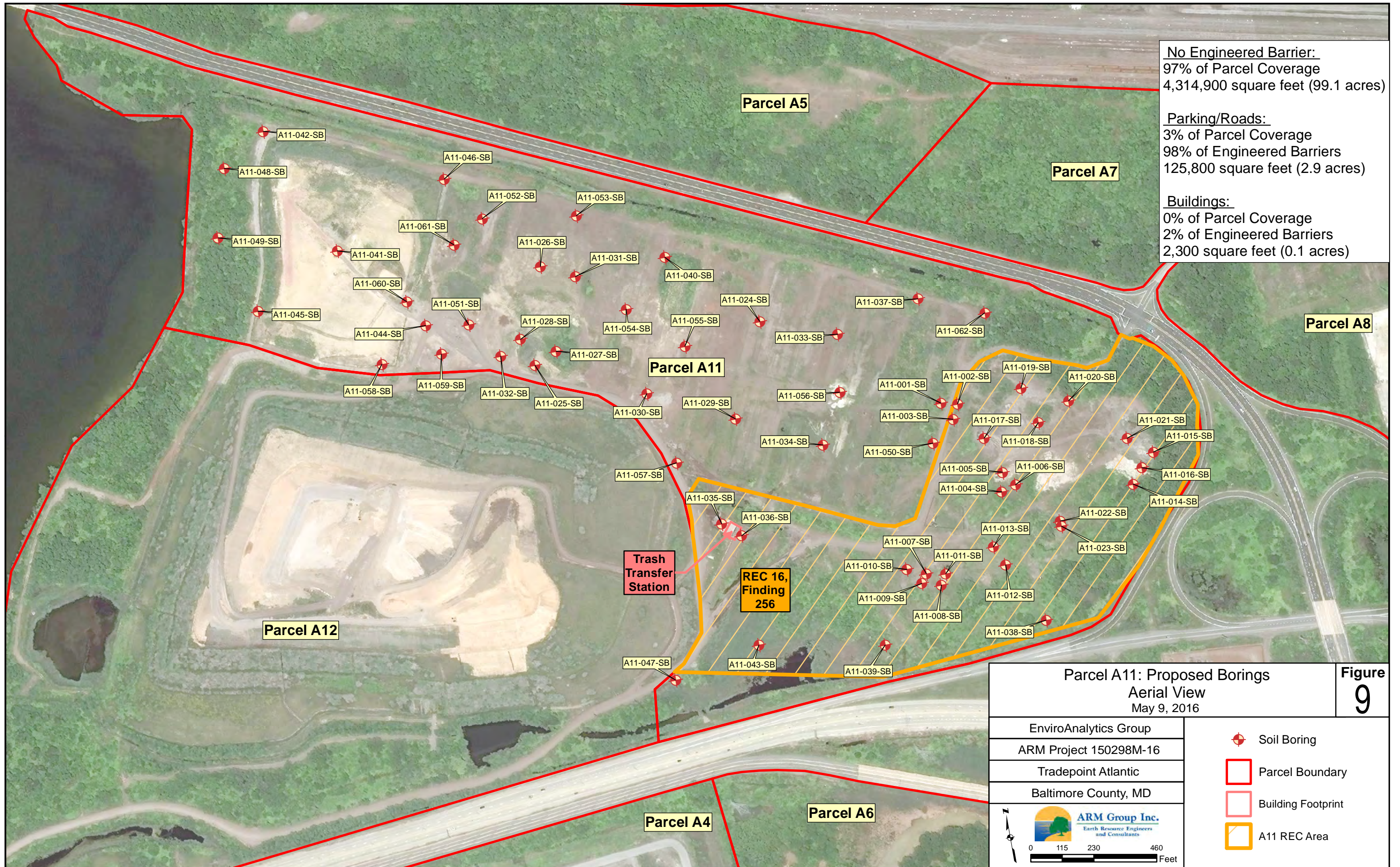
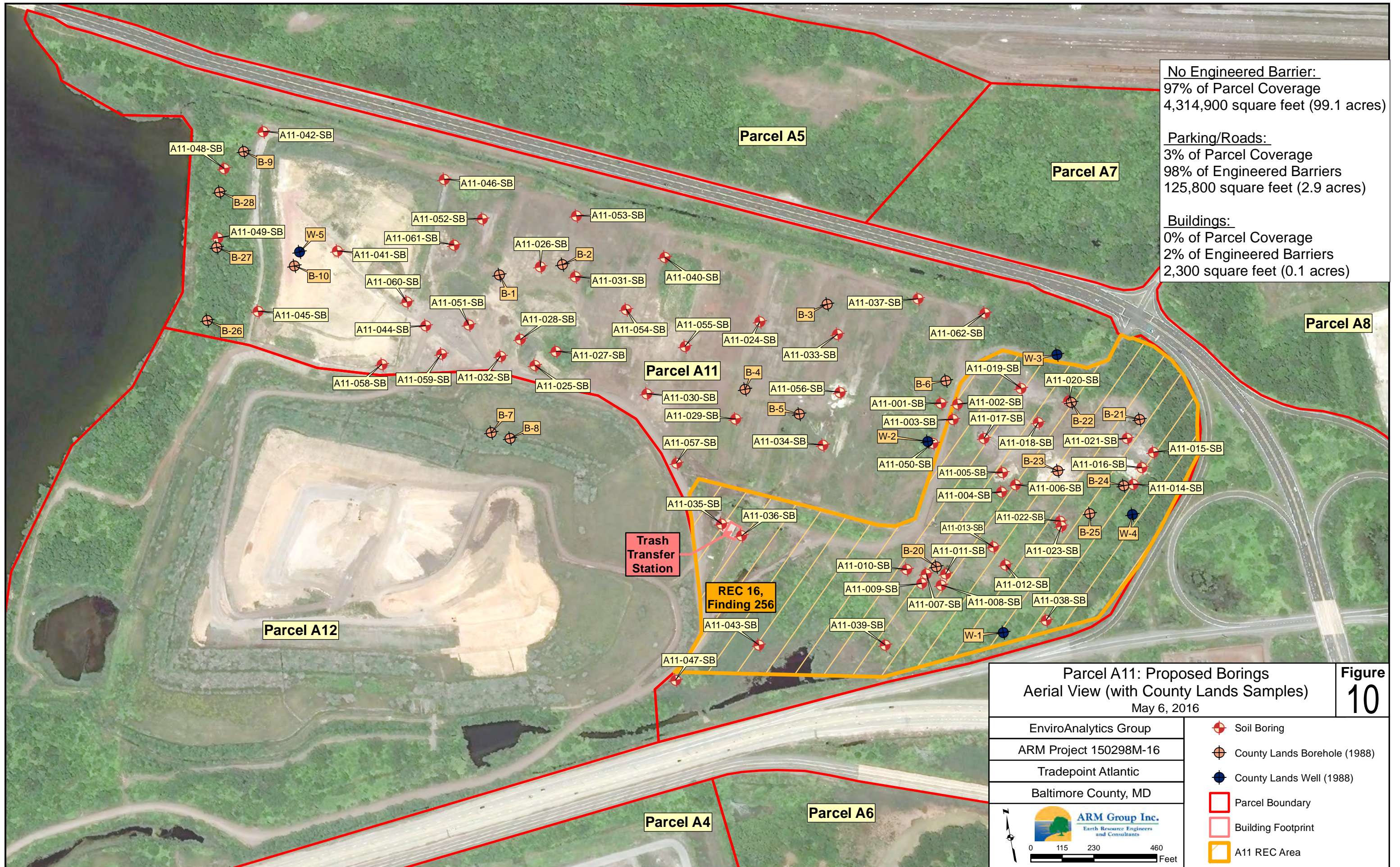


Figure 9



No Engineered Barrier:
 97% of Parcel Coverage
 4,314,900 square feet (99.1 acres)

Parking/Roads:
 3% of Parcel Coverage
 98% of Engineered Barriers
 125,800 square feet (2.9 acres)

Buildings:
 0% of Parcel Coverage
 2% of Engineered Barriers
 2,300 square feet (0.1 acres)

Trash Transfer Station

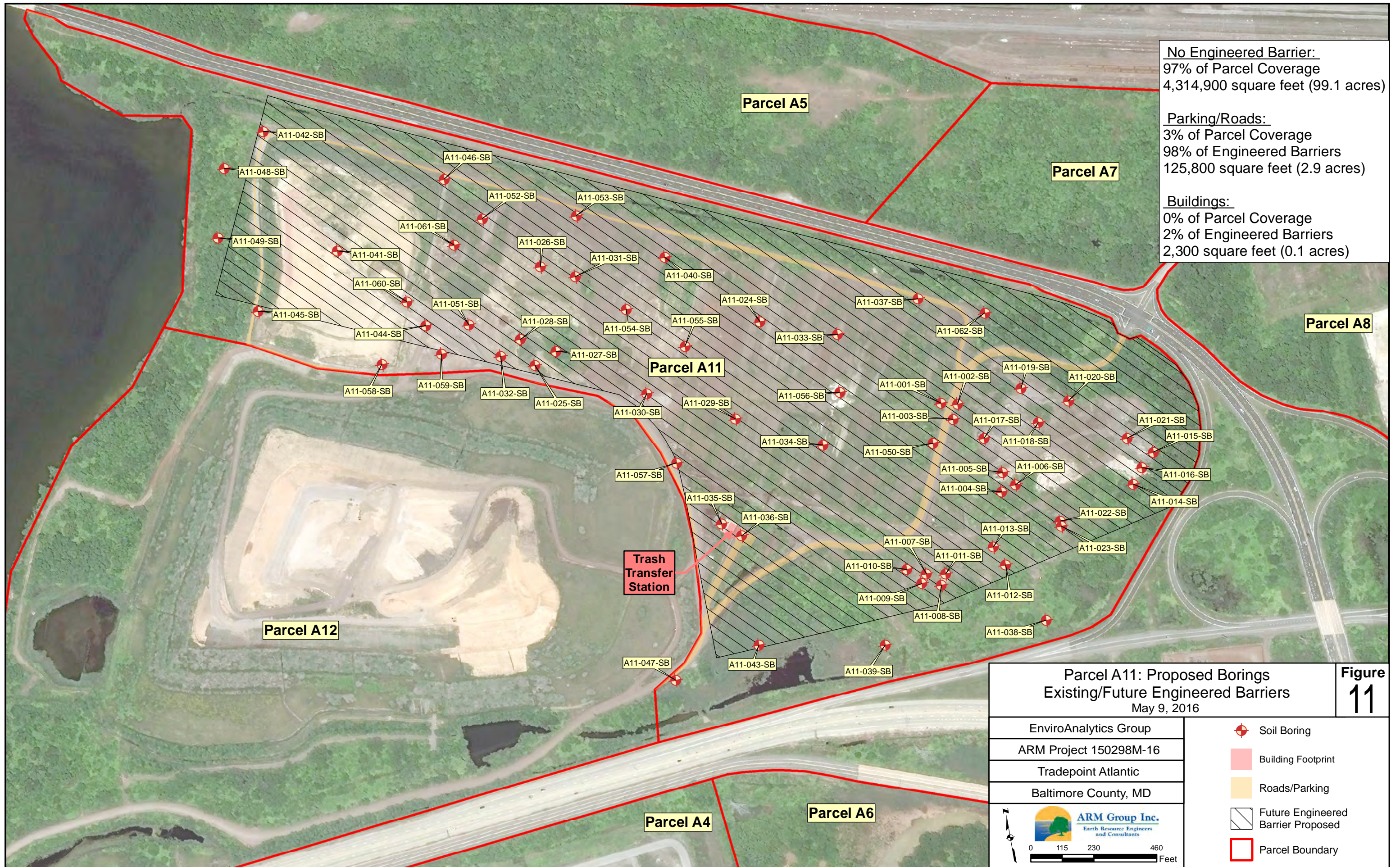
REC 16, Finding 256

Parcel A11: Proposed Borings
Aerial View (with County Lands Samples)
 May 6, 2016

Figure 10

EnviroAnalytics Group	Soil Boring
ARM Project 150298M-16	County Lands Borehole (1988)
Tradepoint Atlantic	County Lands Well (1988)
Baltimore County, MD	Parcel Boundary
 ARM Group Inc. Earth Resource Engineers and Consultants	Building Footprint
	A11 REC Area

0 115 230 460 Feet











No Engineered Barrier:
 97% of Parcel Coverage
 4,314,900 square feet (99.1 acres)

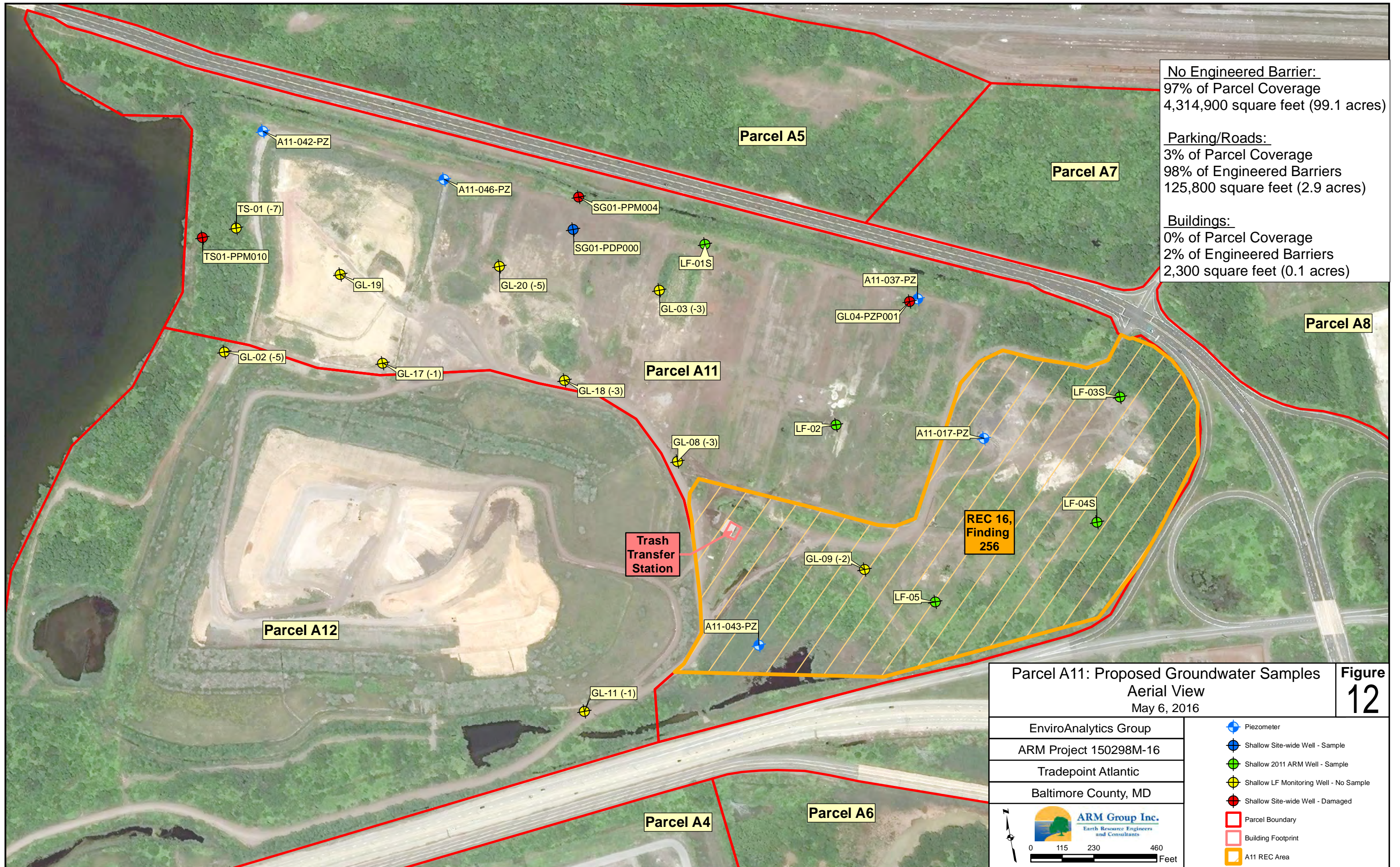
Parking/Roads:
 3% of Parcel Coverage
 98% of Engineered Barriers
 125,800 square feet (2.9 acres)

Buildings:
 0% of Parcel Coverage
 2% of Engineered Barriers
 2,300 square feet (0.1 acres)

Parcel A11: Proposed Borings
 Existing/Future Engineered Barriers
 May 9, 2016

Figure
 11

EnviroAnalytics Group	<ul style="list-style-type: none">  Soil Boring  Building Footprint  Roads/Parking  Future Engineered Barrier Proposed  Parcel Boundary
ARM Project 150298M-16	
Tradepoint Atlantic	
Baltimore County, MD	
 	



No Engineered Barrier:
 97% of Parcel Coverage
 4,314,900 square feet (99.1 acres)

Parking/Roads:
 3% of Parcel Coverage
 98% of Engineered Barriers
 125,800 square feet (2.9 acres)

Buildings:
 0% of Parcel Coverage
 2% of Engineered Barriers
 2,300 square feet (0.1 acres)

Parcel A11: Proposed Groundwater Samples Aerial View May 6, 2016		Figure 12
EnviroAnalytics Group ARM Project 150298M-16 Tradepoint Atlantic Baltimore County, MD		
<ul style="list-style-type: none"> Piezometer Shallow Site-wide Well - Sample Shallow 2011 ARM Well - Sample Shallow LF Monitoring Well - No Sample Shallow Site-wide Well - Damaged Parcel Boundary Building Footprint A11 REC Area 		

"

"

"

"

"

"

"

"

"

APPENDIX A

"

"

"

"

"

"

"

"

"

"

"

"

Parcel A11 Site Visit Photograph Log
Former Spare Parts Yard and Contractor Area
Sparrows Point, Maryland



050916-1: Eastern parcel boundary and soil stockpile (from top of Greys Landfill), facing north.



050916-2: Former spare parts yard occupied by two soil stockpiles (from top of Greys Landfill), facing northeast.

Parcel A11 Site Visit Photograph Log
Former Spare Parts Yard and Contractor Area
Sparrows Point, Maryland



050916-3: Former spare parts yard occupied by soil stockpiles (from top of Greys Landfill), facing northeast.



050916-4: Former spare parts yard occupied by soil stockpiles (from top of Greys Landfill), facing east.

Parcel A11 Site Visit Photograph Log
Former Spare Parts Yard and Contractor Area
Sparrows Point, Maryland



050916-5: Former spare parts yard vacant eastern portion (from top of Greys Landfill), facing east.



050916-6: Former spare parts yard (from top of Greys Landfill), facing east. Contractor area beyond tree line.

Parcel A11 Site Visit Photograph Log
Former Spare Parts Yard and Contractor Area
Sparrows Point, Maryland



050916-7: Trash transfer station (from top of Greys Landfill), facing southeast.



050916-8: Trash transfer station from roadway in spare parts yard, facing southwest.

Parcel A11 Site Visit Photograph Log
Former Spare Parts Yard and Contractor Area
Sparrows Point, Maryland



050916-9: Trash transfer station from roadway at the base of Greys Landfill, facing northeast.



050916-10: Contractor area largely vacant with some debris piles, facing southwest.

Parcel A11 Site Visit Photograph Log
Former Spare Parts Yard and Contractor Area
Sparrows Point, Maryland



050916-11: Contractor area largely vacant with some debris piles, facing east.



050916-12: Contractor area largely vacant with some debris piles, facing south.

Parcel A11 Site Visit Photograph Log
Former Spare Parts Yard and Contractor Area
Sparrows Point, Maryland



050916-13: Contractor area largely vacant with some loose debris piles, facing south.



050916-14: Contractor area largely vacant with Greys Landfill behind, facing southeast.

"

"

"

"

"

"

"

"

"

APPENDIX B

"

"

"

"

"

"

"

"

"

"

"

"

APPENDIX 1

INSPECTION OF THE SITE 1A SPARE PARTS LAYDOWN AREA

<u>Aisle Number (west to east across the site)</u>	<u>Remarks</u>
• Immediately Adjacent to Bear Creek	• One partially-filled, palletized, unlabeled 55-gallon drum, fitted with a spigot.
• Unrecorded	• 1.0 CY (\pm) of coarse, dry material noted in an array of large-diameter pipes.
• 450C	• Two unlabeled drums: one on side, leaking a tar-like substance; one full, upright and rusted.
• 449-16	• Large blue lathe may still be oil-filled.
• 422-53	• Three full, palletized drums marked Rust Veto 344; • One full, palletized drum marked Kerosene; • One drum on side, leaking, marked Kerosene;
• 422-51	• Two full, unmarked drums, containing tar-like substance. • Two compressed gas cylinders; • One small, unlabeled tank or pressure vessel containing a liquid; leaking;
• 421-16	• Partially-filled, unlabeled drum.
• 421-14	• Upright, kiln-type structure. May still contain material.
• 421-13	• 1.5 CY (\pm) of solid residue contained in a hopper-like piece of machinery.

**Aisle Number
(west to east
across the site)**

Remarks

- 421-12
 - Seven full, unlabeled drums, one leaking a tar-like substance.
- 420-30
 - One leaking drum, on side, labeled Exxon Rust Ban;
 - Four unlabeled, partially-filled 5-gallon containers;
 - One full drum, labeled Exxon Rolubricant.
- 417-25
 - One full drum, marked Maintenance Cleaner SC-9;
 - One full drum, crushed, marked V51 41;
 - One partially-filled, unlabeled, rusty drum;
 - One partially-filled drum, crushed, marked 10-E;
 - One full, unlabeled and rusty drum.
- 417-24
 - Partially-filled, unlabeled drum.
- 417-05
 - Two full drums marked Shell Circulating Oil 100;
 - One leaking, partially-filled drum marked Clorothene VG (Dow);
 - One partially-filled, open-top, blue drum containing grease;
 - One liquid-filled, unlabeled red drum;
 - 30+ enclosed gear drives of various sizes (e.g., Falk 10R111). Likely contain oil as there is no evidence they have been emptied. Considerable oil spillage, as one has been smashed.

**Aisle Number
(west to east
across the site)**

Remarks

- 417-01
 - Three full, unlabeled drums outside metal construction shed adjacent to monitoring wells GL9S and GL9PL. Inside shed are: a fire extinguisher; two full, unlabeled five-gallon containers; one full, unlabeled three-gallon container.
- 413-37
 - Two compressed gas cylinders.
- 413-34
 - Several discrete oily patches along the length of the aisle.
- 413-30
 - Considerable oil spillage beneath a motor in Row C.
- 413-25
 - Two partially-filled, unmarked drums; some spillage.
- 415-50
 - Piece of machinery leaking oil.
- 413-19
 - Six oil-filled, enclosed gear drives of various sizes.
- 413-12
 - One full, unlabeled drum;
 - One partially-filled drum labelled Shell Circulating Oil;
 - 20+ oil-filled, enclosed gear drives of various sizes.

APPENDIX 2

INSPECTION OF THE SITE 1A CONTRACTOR STORAGE AND STAGING AREA

Walking the site in a counter-clockwise direction, beginning at the group of three buildings located due east of the Gray's Landfill.

- Buildings in this group of three were in use and locked. Numerous compressed gas cylinders were noted, secured in two outside enclosures. Two full, aboveground 200-gallon fuel oil tanks and a full, unlabeled 5-gallon container were against a building. A 1000-gallon underground No. 2 fuel oil tank was noted by a corner of the largest building. *It appeared to be in use.* This building's furnace room also contained several paint cans. *removed*
- A half-dozen locked storage trailers and pieces of construction equipment were counted. One unlocked trailer contained roofing tar and related material.
- The unsecured area of a roofed-over paint storage locker consisting of two transoceanic shipping containers revealed the following:
 - One full drum of MEK
 - Two partially-filled, unlabeled drums
 - Three partially-filled drums of Xylene and Mineral Spirits
 - Fifteen partially-filled, five-gallon containers of reducers, paint thinners and tar. Several were unlabeled.
- Blumenthal-Kahn Electric Company

As the compound was fenced and secured, it was not inspected. Some 15+ storage trailers were visible within the perimeter fence. Two gasoline pumps and an island were noted. Recent excavation activity was indicated by turned-up ground in proximity to the island. A number of drums were also noted within the compound. *removed*
- J.B. Eurel Compound

This appears to be an insulation and roofing contractor. The compound was fenced and locked; it was not inspected. However, unsecured material located outside of the locked compound included:

 - removed*
 - a dozen unsecured compressed gas cylinders;
 - 15+ partially-filled drums of ShellCoat;
 - 15+ drums of Mastik;
 - 75+ partially-filled/full 5-, 15- and 20-gallon, unmarked containers. Some were labeled Polyskin. Many were on pallets, stacked three-high; however, most were on the ground.

- Moving further north around the Staging Area, we counted:

- 14 unsecured, unlabeled, grease-filled Drydene drums in two rows along the brow of an open ditch backing along the site. All had open tops. No signs of leakage, however spillage was evident;
- 15+ automotive batteries in a pile on the ground;
- five empty, unlabeled drums. All had open tops and contained a mixture of oil and rainwater;
- two full, unmarked drums;
- a tire dump containing 50+ tires of various sizes;
- a series of locked sheds (uninspected);
- a partially-filled Drydene drum lying on a railcar wheel carriage;
- a five-gallon container of grease;
- a partially-filled, unlabeled, damaged drum;
- three Drydene and one other unlabeled drum under a dragline/crane assembly. Significant spillage about one drum;
- a five-gallon container marked Kerosene;
- one full, unlabeled drum;

Langenfelder and Son Vehicle Maintenance Shop

- full, aboveground heating fuel tank abutting west side of building;
- full, 200-gallon (Tank No. 8) aboveground heating fuel tank abutting east side of building;
- a 200- to 300-gallon fuel tank on skids within a secured equipment park across from the Langenfelder garage; also 30+ full drums, apparently containing wastes;
- 35+ full drums of grease and oil on ground, adjacent to the garage;
- an unlabeled, full five-gallon container and three full, unlabeled drums in tractor park;
- a steel grate-covered earthen oil pit (approximately 6x8x3 feet) was noted behind the garage. Two drums were adjacent to the pit; one was labeled waste oil.

- Four, partially-filled drums labeled Kerosene, Varsol, Rust Veto and Penetone were noted in a rack over an unpaved area by the ambulance station. The presence of an underground tank was also noted.

Gill Simpson Area

- Done*
- One full, unlabeled drum was noted.

APPENDIX C



April 10, 2015

Ms. Barbara Brown
Project Coordinator
Maryland Department of the Environment
Baltimore, MD 21230

**Subject: Sparrows Point Terminal Property
Coke Point and Greys Landfills
Semi-Annual Groundwater Monitoring Report
2nd Half 2014**

Dear Ms. Brown,

On behalf of Sparrows Point Terminal, LLC and Sparrows Point, LLC, enclosed please find the referenced Coke Point and Greys Landfills Semi-Annual Groundwater Monitoring Report for the 2nd half of 2014. The report summarizes groundwater monitoring results and fulfills the applicable environmental monitoring requirements at Coke Point and Greys Landfills for the second semi-annual period of 2014 as outlined in the Coke Point and Greys Landfill Sampling Plan letter issued to Sparrows Point, LLC by MDE on December 3, 2012.

The report provides groundwater data and analysis for monitoring wells located at both Coke Point Landfill and Greys Landfill. Please note that this correspondence includes both hard copies of the report and associated figures, tables and appendices. If you have any questions, please contact me at (314)-620-3056.

Sincerely,

A handwritten signature in black ink that reads "James Calenda". The signature is written in a cursive, flowing style.

James Calenda
Project Manager
EnviroAnalytics Group

Enclosure

CC: Randy Lutz, Saul Ewing LLP
Doug Dorgan, Weaver Consultants Group

Coke Point and Greys Landfills Semi-Annual Groundwater Monitoring Report 2nd Half 2014

Prepared for:

**Sparrows Point Terminal, LLC and Sparrows Point, LLC
1600 Sparrows Point Boulevard
Sparrows Point Maryland 21219**



April 2015

Coke Point and Greys Landfills Semi-Annual Groundwater Monitoring Report 2nd Half 2014

Table of Contents

1.0	Introduction	1
2.0	Site Description.....	2
3.0	Groundwater Monitoring Procedures.....	3
4.0	Groundwater Data Evaluation.....	5
4.1	Coke Point Landfill.....	5
4.1.1	Groundwater Elevation and Contours.....	5
4.1.2	Groundwater Quality Evaluation.....	6
4.2	Greys Landfill.....	8
4.2.1	Groundwater Elevation and Contours.....	8
4.2.2	Groundwater Quality Evaluation.....	9
5.0	Historical Trends and Analysis.....	12
6.0	Recommendations.....	14

List of Figures

1. Site Location Map
2. Coke Point Landfill Monitoring Well Locations
3. Greys Landfill Monitoring Well Locations
4. Coke Point Landfill Groundwater Contour Map - Shallow Zone
5. Coke Point Landfill Groundwater Contour Map - Intermediate Zone
6. Coke Point Landfill Notable VOC and SVOC Detections - Shallow Zone
7. Coke Point Landfill Notable VOC and SVOC Detections - Intermediate Zone
8. Coke Point Landfill Notable Indicator Metals Detections - Shallow Zone
9. Coke Point Landfill Notable Indicator Metals Detections - Intermediate Zone
10. Greys Landfill Groundwater Contour Map - Shallow Zone
11. Greys Landfill Groundwater Contour Map - Intermediate Zone
12. Greys Landfill Notable VOC and SVOC Detections - Shallow Zone
13. Greys Landfill Notable VOC and SVOC Detections - Intermediate Zone
14. Greys Landfill Notable Indicator Metals Detections - Shallow Zone
15. Greys Landfill Notable Indicator Metals Detections - Intermediate Zone

List of Tables

1. Coke Point Landfill Monitoring Well Construction Summary
2. Greys Landfill Monitoring Well Construction Summary

List of Tables (continued)

3. Coke Point Landfill Monitoring Well Groundwater Elevations 2010-2013
4. Greys Landfill Monitoring Well Groundwater Elevations 2010-2013

List of Appendices - Hardcopy

- A. Coke Point Landfill Monitoring Well Data Summary Tables: Volatile Organic Compounds
- B. Coke Point Landfill Monitoring Well Data Summary Tables: Inorganics
- C. Coke Point Landfill Monitoring Well Data Summary Tables: Semi-Volatile Organic Compounds
- D. Greys Landfill Monitoring Well Data Summary Tables: Volatile Organic Compounds
- E. Greys Landfill Monitoring Well Data Summary Tables: Inorganics
- F. Greys Landfill Monitoring Well Data Summary Tables: Semi-Volatile Organic Compounds
- G. Field Data Sheets

1.0 Introduction

This report presents July - December 2014 semi-annual groundwater monitoring results for the Coke Point and Greys Landfills at the Sparrows Point site. Groundwater data and analysis is included that is meant to fulfill the applicable ongoing groundwater compliance monitoring requirements for the landfills as outlined in the Coke Point and Greys Landfill Sampling Plan letter received from the Maryland Department of the Environment (MDE) on December 3, 2012.

The following data collection activities occurred during the second half of 2014:

- Water level measurements in groundwater monitoring wells;
- Sampling of groundwater monitoring wells; and
- Laboratory analysis of monitoring well samples.

Results of the above investigations are described and presented in this report. This report:

- Provides field data sheets documenting groundwater sample collection;
- Presents the water level data collected;
- Tabulates laboratory analytical data in time-series format;
- Discusses the water quality results;
- Includes location maps for the landfills with monitoring well locations posted;
- Includes groundwater contour maps for the shallow zone and intermediate groundwater zones at the landfills; and
- Includes other figures developed to present the monitoring information.

Certified laboratory reports can be provided to the Department upon request.

2.0 Site Description

Coke Point Landfill occupies land on the southern edge of the Sparrows Point property located in southeastern Baltimore County (Figure 1). Coke Point Landfill is currently inactive and was used for disposal of non-hazardous industrial waste generated on-site during steel production. Recent activities include recycling efforts to recover iron bearing materials from the landfill.

Greys Landfill occupies approximately 40 acres on the north side of the Sparrows Point property, between I-695 and the Peninsula Expressway (Figure 1). Greys Landfill has been used for the disposal of industrial waste generated on-site during steel production and is currently being utilized for ongoing non-hazardous waste disposal associated with the continuing operation of the wastewater treatment facility and demolition activities.

Monitoring well location maps are included for Coke Point and Greys Landfills (Figures 2 and 3 respectively). The maps have been annotated to show the surveyed locations of groundwater monitoring wells installed to provide monitoring data for the landfills. Groundwater at the landfill sites is monitored via a series of monitoring wells, which are mostly completed in clusters, with one shallow well and one or more intermediate wells. The shallow wells are completed with well screens situated to monitor the unconfined shallow groundwater zone. These are considered water table wells. Well screens in the shallow monitoring wells typically straddle elevation 0. The intermediate wells are completed with well screens in native sand layers at screen top elevations ranging from roughly -10 to -60 feet in depth. Among the intermediate wells, the deeper screens are generally located near the southern edge of Coke Point Landfill. Between the shallow and the intermediate well screens there are generally one or more layers of low permeability materials that tend to restrict vertical groundwater communication.

3.0 Groundwater Monitoring Procedures

3.1 Coke Point Landfill

Eighteen wells were sampled in December 2014 at Coke Point Landfill for the 2nd half 2014 semi-annual monitoring effort. Monitoring well CP05-PZM008 had been sampled in the past but was unable to be sampled this event due to obstruction of the well casing. The locations of the monitoring wells are shown on Figure 2; a summary of the monitor well construction details is presented in Table 1.

The monitoring parameters for the site were specified in the December 3, 2012 MDE letter and included Table I (Volatile Organic Compounds) and Table II (Elements and Indicator Parameters). In addition, six groundwater monitoring wells were selected for sampling and analysis of Semi-Volatile Organic Compounds. The wells were selected based on notable detections of semi-volatile organic compounds from review of historical data at the landfill.

Data summary tables presenting the monitoring well groundwater sampling results in time-series format are presented in Appendix A (Table I Volatile Organic Compounds), Appendix B (Table II Elements and Indicator Parameters), and Appendix C (Semi-Volatile Organic Compounds). To ease visual review of the tables, the data are separated so that time series results for an individual well are contained on the same table. Analyses were performed by Pace Laboratories, Inc. using EPA methods.

3.2 Greys Landfill

Thirty wells were sampled in December 2014 at Greys Landfill for the 2nd half 2014 semi-annual monitoring effort. The locations of the monitoring wells are shown on Figure 3; a summary of the monitor well construction details is presented in Table 2.

The monitoring parameters for the site were specified in the December 3, 2012 MDE letter and included Table I (Volatile Organic Compounds) and Table II (Elements and Indicator Parameters). In addition, six groundwater monitoring wells were selected for sampling and analysis of Semi-Volatile Organic Compounds. The wells were selected based on notable detections of semi-volatile organic compounds from review of historical data at the landfill.

Data summary tables are presenting the monitoring well groundwater sampling results in time-series format are presented in Appendix D (Table I Volatile Organic Compounds), Appendix E (Table II Elements and Indicator Parameters), and Appendix F (Semi-Volatile Organic Compounds). To ease visual review of the tables, the data are separated so that time series results for an individual well are contained on the same table. Analyses were performed by Pace Laboratories, Inc. using EPA methods.

3.3 Groundwater Sampling Procedures

Groundwater levels were measured and recorded prior to sampling a monitoring well. Water levels were measured with an electronic tape to the nearest 0.01-foot. Water levels were referenced to the top of the surveying inner casing of the wells. Data for groundwater levels as collected in the 2nd half of 2014 is tabulated and compared to previous data in Table 3 for Coke Point Landfill and Table 4 for Greys Landfill.

Groundwater samples were collected using a low-flow technique. EnviroAnalytics Group personnel utilized an electrical submersible sampling pump as well as a peristaltic pump for smaller wells or wells with blockages. Both pumps utilized dedicated disposable tubing to purge the monitoring wells at a reported purge rate of 150 milliliters per minute. Purging continued until field water quality parameters pH, temperature, dissolved oxygen, specific conductance, total dissolved solids (TDS), and oxidation-reduction potential (ORP) were stable. Field water quality parameters were monitored in the field by directing the pump discharge into a flow-through cell. A measurement for each field water quality parameter was recorded at a frequency of once every three to five minutes. After three consecutive measurements indicated stability (defined as variance of less than ten percent for all parameters) the sample was collected.

Samples were collected in laboratory-provided bottle ware and labeled. Care was taken to control flow rates so as to not over-top pre-preserved bottles. A chain of custody form was completed indicating sample number, date, time, and the analyses required. Samples were stored on ice in a cooler until shipped to PACE Analytical Services, Inc. for analysis. Laboratory Certificates of Analysis and Chain of Custody forms can be provided upon request of the Department.

4.0 Groundwater Data Evaluation

Depth to water measurements and groundwater monitoring well survey data were used to calculate groundwater elevations and develop groundwater contour maps for the landfills. One groundwater contour map was developed for the shallow groundwater zone and a second map was developed for the intermediate groundwater zone.

Analytical data from samples have been tabulated and evaluated with respect to detections of organic and inorganic compounds. An interpretive discussion of the findings is provided in the following sections.

4.1 Coke Point Landfill

4.1.1 Groundwater Elevations and Contours

Groundwater elevations for the Coke Point Landfill monitoring wells collected during the second half of 2014 assessment event are presented in Table 3. These data are shown on groundwater contour maps for the shallow groundwater zone (Figure 4) and the intermediate groundwater zone (Figure 5). Vertical survey data are referenced to the NAVD 1988 datum.

Groundwater elevations associated with the shallow wells are shown on Figure 4. In general, the groundwater elevations are flat with no apparent flow gradient. The elevations ranged between 0.09 to 2.99 feet with a difference of less than 3 feet between all the shallow wells. The elevation of 2.99 feet measured in well CP02-PZM007 appears to be an outlier based on historical groundwater measurements of this well. Flow directions could not be readily defined based on the elevation data but are assumed to be radial with discharge to surrounding surface water.

Groundwater elevations for the intermediate wells are presented on Figure 5. Groundwater elevations for the intermediate wells are between 0.03 to 1.04 feet. An accurate groundwater depth for well CP02 PZM026 was not able to be obtained during this sampling event. The well had been damaged and rebuilt and had not been resurveyed as of the date of this report. Its last known GW elevation measured -0.13 feet. Considering the increase in height of the well casing elevation, there are no indications there would be any significant changes to the well's groundwater elevation once resurveyed. All other intermediate well groundwater depths continue to indicate a very flat gradient in this groundwater zone. With the very flat gradient, groundwater flow directions are not readily discernible in the intermediate groundwater zone beneath the landfill.

Groundwater elevations in the shallow wells in each cluster were relatively similar to the groundwater elevations in the corresponding intermediate well (Table 3). These elevations indicate limited potential for downward migration of groundwater from the shallow wells towards the intermediate wells.

4.1.2 Groundwater Quality Evaluation

Volatile Organic Compounds

Volatile organic compound (VOCs) results for Coke Point Landfill are presented in Appendix A and posted on maps for shallow (Figure 6) and intermediate (Figure 7) wells to facilitate the review of impact to groundwater in these zones. Data posted on Figures 6 and 7 include only the maximum concentration of any individual VOC compound for the 2nd half 2014 period.

VOC results are shown for the shallow groundwater monitoring wells at Coke Point Landfill in Figure 6. Benzene and acetone were the most commonly identified volatile compound. The highest VOC concentration detected in the shallow zone monitoring wells was 24,100 ug/L benzene at well CP08-PZM008. Historical data indicates that benzene values for this monitoring well have ranged between 15,000 ug/L in 2011 to 25,800 ug/L in 2013. Other benzene values were much lower, ranging between “non-detect” to 669 ug/L.

For the shallow zone, review of Figure 6 shows that the most impacted well (CP08-PZM008) is located on the east side of the landfill approximately 1200 feet from the closest shoreline located to the south of the monitoring well. Groundwater in this area has a flat gradient but can be interpreted to be flowing to the south towards the shoreline. Two intermediate monitoring wells south of CP08-PZM008 (CP12-PZM012 and CP14-PZM009) have notably lower benzene concentrations (72.3 ug/L and 129 ug/L respectively) providing evidence that the VOC impact is attenuated with distance towards the shoreline from CP08-PZM008.

VOC results are shown for the intermediate groundwater monitoring wells at Coke Point Landfill in Figure 7. The highest VOC concentration detected in the intermediate zone monitoring wells was 281 ug/L benzene at well CP16-PZM035. Historical data indicates that benzene values for this monitoring well have ranged between 229 ug/L in March 2013 to 290 ug/L in April 2011.

VOC groundwater concentrations are lower in the intermediate zone than in the shallow zone, with the highest individual VOC concentration in December 2014 being 281 ug/L benzene in CP16-PZM035. All other intermediate monitoring wells have maximum VOC concentrations less than 49 ug/L. VOC impact to the intermediate wells is relatively muted.

SVOCs

Semi volatile organic compounds (SVOCs) results for Coke Point Landfill are presented in Appendix B. SVOCs compounds are not listed as part of the Table I and Table II requirements outlined in the December 3, 2012 letter; however a subset of the groundwater monitoring wells was sampled based on recommendations from a previous groundwater compliance report for Coke Point Landfill published in 2011.

Four groundwater monitoring wells were sampled and analyzed for SVOCs during the December 2014 sampling event. The wells sampled for SVOCs include CP07-PZM006, CP08-PZM008 and CP15-PZM020 located in the shallow zone and well CP05-PZM028 is located in the intermediate zone. CP16-PZM035 had previously been analyzed for SVOC's, but was not sampled during the second half of 2014 due to an error in the analytical request. This well will continue to be included for SVOC analysis in future events. SVOC results for the Coke Point Landfill are posted on the maps for shallow (Figure 6) and intermediate (Figure 7) wells to facilitate the review of impact to groundwater in these zones.

SVOCs were detected in the four groundwater monitoring wells. In general, the wells with SVOC detections are also wells with VOC detections. Water table wells generally have higher SVOC concentrations than intermediate wells. The highest SVOC concentration detected among the four wells that were sampled was 364 ug/L naphthalene at well CP08-PZM008, which is located in the shallow zone. Historical data indicates that naphthalene values for this monitoring well have ranged between 190 ug/L to 506 ug/L. The highest SVOC concentration detected in the intermediate groundwater zone was 187 ug/L naphthalene located at CP15-PZM020.

Inorganics

Inorganic compound data for Coke Point Landfill are presented in Appendix C. Individual results for arsenic, chromium and lead are posted on maps for shallow (Figure 8) and intermediate (Figure 9) groundwater monitoring wells to facilitate the review of impact to groundwater in these zones. These metals were selected as representative analytes that provide notable indications of impacts to groundwater either from former site activities or baseline conditions at the site.

Review of the data tables in Appendix C reveals that detections of individual metals are sporadic at the landfill location, indicated limited inorganic compounds impacts to groundwater from the site activities. Review of the representative metal data shown in Figure 8 for the shallow groundwater zone indicates that all three indicator metals were below 0.06 mg/L for all monitoring wells. The highest concentration for the indicator metals was 0.0294 mg/L of arsenic at CP02-PZM007, 0.0568 mg/L of chromium at CP15-PZM020 and 0.0535 mg/L of lead at CP15-PZM020.

Representative metal compounds were detected in the intermediate groundwater wells at Coke Point Landfill; however the concentrations were significantly lower than in the shallow zone (Figure 9). All monitoring wells exhibited concentrations for indicator metals of less than 0.010 mg/L. These results confirm limited impacts to intermediate groundwater from site activities and correspond with the lack of vertical groundwater gradient for this area documented from groundwater elevation data.

4.2. Greys Landfill

4.2.1 Groundwater Elevations and Contours

Groundwater elevations for the Greys Landfill monitoring wells collected during the second half of 2014 assessment event are presented in Table 4. These data were developed into a groundwater contour map for the shallow groundwater zone (Figure 10) and the intermediate groundwater zone (Figure 11). Vertical survey data are referenced to the NAVD 1988 datum.

Figure 10 shows representative groundwater levels and groundwater contours for the shallow zone monitoring wells. In general, a water table mound is present beneath the landfill, and groundwater in the shallow zone flows radially from the landfill. Groundwater from beneath the northern and western sides of the landfill appears to largely flow towards Bear Creek to the northwest of the landfill. Shallow groundwater from beneath the southeastern side of the landfill appears to flow to the southeast; the discharge area for this southeasterly-flowing groundwater is not certain, although it could discharge into manmade drainage ditches or possibly be part of groundwater flow controlled by adjacent surface water drainage features.

Groundwater elevations for the intermediate wells are presented on Figure 11. Groundwater elevations for all but two of the fourteen intermediate wells are between 0.30 to 1.48 feet, revealing a very flat gradient in this groundwater zone. A flow trend towards Bear Creek may be present; however, with the flat gradient, groundwater flow directions are not readily discernible in the intermediate groundwater zone beneath the landfill.

Groundwater elevations in intermediate wells GL-03(-16) and GL-09(-20) did not fall in the range of -0.94 to 0.65 feet (4.78 feet and 5.84 feet). The groundwater elevation in GL-03(-16) has been consistently higher from the March 2010 monitoring event to December 2014 event ranging from 1.29 feet to 4.78 feet. GL-09(-20) has also been consistently higher from the March 2010 with one exception in June 2010 when it was -0.05 feet. Water level elevation for this well in the first half of 2014 was 6.24 feet. The reason for the differing water levels in these wells is not clear.

Groundwater elevations in the shallow wells in each cluster are higher than the groundwater elevations in the corresponding intermediate well. (Table 4). This indicates that the potential exists for water table mounding and downward migration of groundwater from the shallow wells towards the intermediate wells. This data also indicates that the intervening (lower permeability) geologic materials between the shallow and intermediate wells screens resist groundwater flow, leading to the measureable difference in groundwater elevations.

4.2.2 Groundwater Quality Evaluation

Volatile Organic Compounds

Volatile organic compound (VOCs) results for Greys Landfill are presented in Appendix D and posted on maps for shallow (Figure 12) and intermediate (Figure 13) wells to facilitate the review of impact to groundwater in these zones. Data posted on Figures 12 and 13 include only the maximum concentration of any individual VOC compound for the 2nd half 2014 period.

VOC results are shown for the shallow groundwater monitoring wells at Greys Landfill in Figure 12. For the shallow zone, review of the maps shows that three wells located on the northern side of the landfill exhibit the highest concentrations of VOCs. These wells include GL-08 (-3), GL-17 (-1) and GL-18 (-3). The highest VOC concentration detected was at well GL-17 (-1) which had a benzene concentration of 8,080 ug/L. This well has had historically high benzene concentrations, with little deviation in the concentration values over the last four years. Groundwater in this area is flowing to the northwest. It is evident from the maps that VOC impact is significantly attenuated with distance from the landfill in the shallow zone. There is a significant decrease in VOC concentration as groundwater in the shallow zone moves down gradient from well GL-17 (-1) towards Bear Creek as monitored by wells GL-19 and TS-01 (-7). Benzene concentrations in these wells were 40.2 and 16 ug/L respectively. It is also evident from the maps that there is minimal or no VOC impact in the shallow zone south of the landfill or west of the landfill, adjacent to Bear Creek.

VOC results are shown for the intermediate groundwater monitoring wells at Greys Landfill in Figure 13. For the intermediate zone, VOC concentrations are typically significantly lower than in the shallow zone. All intermediate wells remained either with non-detectable concentrations of VOCs or within the low VOC concentration trend aside from well GL-14(-33). During the December 2014 sampling event, GL-14(-33) exhibited a significant increase of benzene concentration. Benzene in monitoring well GL-14(-33) increased to 1,660 ug/L from its previous highest concentration of 133 ug/L during the last 8 sampling events. The cause of this increase is uncertain and data from additional sampling events is required to provide further interpretation of this possible trend. Other intermediate wells in close proximity to GL-14 on the south side of Greys Landfill exhibited non-detectable concentrations of VOCs (exception of low level of acetone in GL-11 that is a common laboratory artifact). Trends for these intermediate wells will continue to be documented during future sampling events.

Although the water level data cited in Section 4.2.1 indicate the potential exists for downward migration of groundwater from the shallow wells towards the intermediate wells, with the exception of GL-14 (-33) the VOC impact to the intermediate wells is relatively muted. Without an increase in any of the other intermediate wells, this still indicates that the intervening (generally lower permeability) geologic materials between the shallow and intermediate well screens resist groundwater flow and contaminant migration.

SVOCs

Semi volatile organic compounds (SVOCs) results for Greys Landfill are presented in Appendix E. SVOCs compounds are not listed as part of the Table I and Table II requirements outlined in the December 3, 2012 letter; however a subset of the groundwater monitoring wells was sampled based on recommendations from a previous groundwater compliance report for Greys Landfill published in 2011.

Six groundwater monitoring wells had samples collected and analyzed for SVOCs during the December 2014 sampling event. The wells sampled for SVOCs include GL-08(-3), GL-09 (-02), GL-17(-1), GL-18(-3) and GL-20(-5) located in the shallow zone and GL-17(-31) located in the intermediate zone. SVOC results for Greys Landfill are posted on the maps for shallow (Figure 12) and intermediate (Figure 13) wells to facilitate the review of impact to groundwater in these zones.

SVOCs were detected in the six groundwater monitoring wells. The data indicate the wells most impacted by SVOCs are GL-08 (-3), GL-17 (-1) and GL-18 (-3) located in the shallow zone, north and northeast of the landfill. The highest SVOC concentration detected in the shallow zone was at well GL-08 (-3) with a naphthalene concentration of 3,580 ug/L. This well has had historically high concentrations of naphthalene, with a slight increasing trend of the detected values over the past five years.

One well in the intermediate zone was analyzed for SVOCs during the December 2014 sampling event; which was well GL-17 (-31). There were only two SVOC concentrations detected; 1.1 ug/L of 2, 4-Dimethylphenol and 1.3 ug/L of Di-n-octylphthalate. Based on review of the historical data for SVOC detections in the intermediate zone, there have been minimal or no SVOC detections since 2010.

Inorganics

Inorganic compound data for Greys Landfill are presented in Appendix F. Individual results for arsenic, chromium and lead are posted on maps for shallow (Figure 14) and intermediate (Figure 15) groundwater monitoring wells to facilitate the review of impact to groundwater in these zones. These metals were selected as representative analytes that provide notable indications of impacts to groundwater either from former site activities or baseline conditions at the site.

Review of the data tables in Appendix F reveals widespread low-level detections of many metals. The hydraulic gradient at the site reveals a groundwater mound in shallow groundwater zones, so up gradient / down gradient comparisons are not direct. Review of the representative metal data shown in Figure 14 indicates that in the shallow wells all detections of indicator metals were at or below 0.0778 mg/L. The highest concentration for the indicator metals was 0.0236 mg/L of arsenic at GL-17 (-1), 0.0258 mg/L of chromium at GL-09 (-2) and 0.0778 mg/L of lead at GL-02 (-5).

Representative indicator metal compounds were also detected in the intermediate groundwater. Review of the representative metal data shown in Figure 15 indicates that in the intermediate wells all detections of indicator metals were at or below 0.0318 mg/L. The highest concentration for the indicator metals were 0.0148 mg/L of arsenic at GL-05 (-25), 0.0318 mg/L of chromium at GL-11 (-33) and 0.0057 mg/L of lead also at GL-11 (-33). Generally, concentrations of indicator metal compounds were lower in the intermediate groundwater zone than the shallow zone.

5.0 Historical Trends and Analysis

The following sections provide a discussion and analysis of general historical trends in the data by comparing data collected and reported by previous owners of the landfills to the 1st and 2nd half results of 2014 data. Analysis, such as intrawell statistical methods, will be completed in the future when additional data has been collected to provide sufficient input for a statistically valid data set.

5.1 Coke Point Landfill

VOC groundwater monitoring data has remained fairly consistent with the possible exception at monitoring well CP08-PZM008 located on the east side of the landfill. This well exhibited an increasing concentration of benzene in 2013 which has recently stabilized in 2014. Benzene concentrations increased historically from a concentration of 15,000 ug/L in April 2011 to a concentration of 25,800 ug/L in September 2013. The benzene concentrations exhibited in this well stabilized in 2014 with 24,400 ug/L identified in March 2014 and 24,100 ug/l in December 2014. Although muted and significantly attenuated, inconclusive trends of benzene concentrations are reflected in the monitoring wells for the shallow zones located in possible down gradient locations from CP08-PZM008 adjacent to the shoreline (shallow CP12-PZM012, CP14-PZM009). In the shallow zone, well CP12-PZM012 exhibited a notable decrease in benzene (252 ug/L to 72.3 ug/L) while CP14-PZM009 continued its increasing trend of benzene concentration (92.6 ug/L to 129 ug/L). A possible down gradient intermediate zone well CP16-PZM035 has shown no change in concentration, ranging historically from 290 ug/L to current result of 281 ug/L. Other intermediate wells at Coke Point Landfill, including CP12-PZM052 and CP14-PZM062 have remained at non-detectable levels of benzene. These trends will be monitored during future sampling events.

No other historical trends of significance (either increasing or decreasing) were noted for the SVOC or inorganic groundwater monitoring data for both the shallow and intermediate zone at Coke Point Landfill.

5.2 Greys Landfill

Historical trends observed for Greys Landfill groundwater monitoring data include the consistent detection of VOC and SVOC at wells GL-08 (-3), GL-17 (-1) and GL-18 (-3); all of which are located in the shallow zone. VOC and SVOC data have remained around the same concentrations since July 2009. Well GL-17 (-31), located in the intermediate zone, continues to have VOC and SVOC concentrations above the detection limits. One change of note in historical trends occurred at Well GL-14 (-33). GL-14 (-33) showed an unusual

outlier of benzene concentration in the second half of 2014. Additional monitoring data from subsequent reporting periods is required for further interpretation of this result. Inorganic groundwater monitoring showed little change in historical trends at Greys Landfill. In the shallow zone, the highest concentration of indicator metals in the shallow zone was noted for lead at monitoring well GL-02 (-5). This well reported a lead concentration of 0.0778 mg/L during the December 2014 sampling event. Lead has been detected in this well in previous sampling events with the concentrations ranging up to 0.0590 mg/L. No other significant changes to historical trends were noted for inorganic parameters in other shallow zone monitoring wells.

There were several monitoring wells in the intermediate zone where trending increases of arsenic were noted. Monitoring well GL-05 (-25) showed an increase in arsenic ranging from 0.0027 mg/L in 2010 to 0.0150 mg/L in 2014. GL-14 (-33) showed an increase in arsenic ranging from 0.00090 mg/L in 2011 to 0.0147 mg/L in 2014. Lastly, GL-18 (-33) showed an increase in arsenic ranging from 0.0034 mg/L in 2010 to 0.0138 mg/L in 2014. It should be noted that the presence of arsenic may have some relationship to baseline metal concentrations noted at the site. No other significant changes to historical trends were noted for inorganic parameters in other intermediate zone monitoring wells.

6.0 Recommendations

The groundwater monitoring program for both Coke Point and Greys Landfills is generally adequate as currently implemented. Groundwater wells are adequately located to monitor impacts to both shallow and intermediate groundwater zones at potential down gradient locations from the landfills. However, in accordance with a plan approved by the Department, four additional shallow groundwater wells have been installed at Coke Point Landfill as shown in Figure 2. Groundwater data from these wells will be collected in 2015 and integrated into the monitoring program for Coke Point Landfill. In addition, the following maintenance activities for the existing Coke Point Landfill monitoring wells will be completed prior to the next semi-annual sampling event:

- Top of casing elevation will be re-established for monitoring well CP02-PZM026
- Monitoring Well CP05-PZM008 will be replaced
- Monitoring Well CP16-PZM018 will be replaced

Additional spatial data for SVOCs is also planned to be collected at both Coke Point and Greys Landfill in 2015. SVOC groundwater data will be collected from the following additional wells in 2015 that are completed in the shallow and intermediate groundwater zones; CP14-PZM009, CP12-PZM012, CP05-PZM019, and CP16-PZM035 at Coke Point Landfill and GL08 (-3), GL19, TS-01 (-7), GL-03(-16), and GL-14 (-33) at Grey's Landfill.

FIGURES



Landfill Site Locations

Legend

- Coke Point Landfill Boundary
- Greys Landfill Boundary
- Property Boundary



1 inch = 1,500 feet



Greys Landfill Monitoring Well Locations

- Legend**
- ◆ Shallow Monitoring Wells
 - ◆ Intermediate Monitoring Wells
 - Landfill Boundary



1 inch = 300 feet

Figure 3



**Greys Landfill
Groundwater Contour Map - Shallow Zone**

Water Levels Recorded 12/5/2014



1 inch = 300 feet


Legend

- Shallow Monitoring Wells
- GLF GW Contours Shallow Q4 2014
- GLF GW Contours Shallow Extrapolated Q4 2014



Environmental Engineers

Figure 10



Source: Esri, DigitalGlobe, GeoEye, Earthstar Geographics, CNES/Airbus DS, USDA, USGS, AEX, Getmapping, Aerogrid, IGN, IGP, swisstopo, and the GIS User Community

Greys Landfill Groundwater Contour Map - Intermediate Zone

Water Levels Recorded 12/5/2014

Legend

- Intermediate Monitoring Wells
- GLF GW Contours Intermediate Q4 2014
- GLF GW Contours Intermediate Extrapolated Q4 2014



1 inch = 300 feet



Environmental Engineers

Figure 11

TABLES

Table 3
Greys Landfill
Monitoring Well Construction Summary

Location Designation ¹	Groundwater Zone	Install Date:	Northing	Easting	Ground Elevation (ft)	Top of Casing Elevation (ft)	Top of PVC Elevation (ft)	Protective Cover Type ²	Well Total Depth (ft) ²	Riser Length (ft) ²	Screen Length (ft) ²	Filter Pack Interval (ft) ²	Seal Interval (ft) ²	Grout Interval (ft) ²
GL-02 (-29)	I	6/10/08	574605.59	1457638.04	20.722	23.189	23.203	Steel Riser	50	40	10	38-50	36-38	0-36
GL-02 (-5)	S	6/11/08	574604.07	1457625.79	20.718	23.253	23.171	Steel Riser	26	16	10	14-26	12-14	0-12
GL-03 (-16)	I	3/11/86	574549.21	1459228.38	14.313	17.330	17.298	Steel Riser	30.7	20.7	10	18.5-30.7	2-18	0-2
GL-03 (-3)	S	3/11/86	574558.30	1459231.80	14.387	17.406	17.195	Steel Riser	17	7	10	6-17	1-6	0-1
GL-05 (-25)	I	6/17/08	574099.56	1457238.01	22.427	25.142	25.189	Steel Riser	47.5	35	10	35-47.5	32-35	0-32
GL-05 (-7)	S	6/18/08	574100.60	1457230.98	23.251	25.888	25.892	Steel Riser	30	20	10	18-30	16-18	0-16
GL-08 (-36)	I	6/26/08	573921.22	1459188.29	14.277	16.648	16.648	Steel Riser	50	40	10	38-50	36-38	0-36
GL-08 (-3)	S	6/23/08	573928.23	1459187.29	14.498	16.982	17.006	Steel Riser	17	7	10	6-17	4-6	0-4
GL-09 (-20)	I	3/10/86	573420.01	1459792.62	13.544	16.375	16.14	Steel Riser	33.2	23.2	10	21-33.2	2-21	0-2
GL-09 (-2)	S	3/11/86	573429.29	1459786.10	13.755	16.612	16.363	Steel Riser	15.8	5.8	10	5-15.8	2-5	0-2
GL-10 (-31)	I	6/24/08	573073.18	1458148.99	18.692	21.426	21.433	Steel Riser	50	40	10	38-50	36-38	0-36
GL-10 (-1)	S	6/24/08	573073.11	1458140.87	18.872	21.527	21.523	Steel Riser	20	10	10	8-20	6-8	0-6
GL-11 (-33)	I	6/27/08	573092.85	1458679.87	19.121	21.969	21.982	Steel Riser	52	42	10	40-52	38-40	0-38
GL-11 (-1)	S	6/27/08	573090.51	1458672.32	18.677	21.348	21.348	Steel Riser	20	10	10	8-20	6-8	0-6
GL-12 (-17)	I	3/5/86	573171.38	1456994.13	10.133	12.872	12.809	Steel Riser	27	17	10	13.5-27	2-13.5	0-2
GL-12 (-3)	S	3/6/86	573162.04	1456993.72	10.570	13.453	13.32	Steel Riser	14	4	10	4-14	2-4	0-2
GL-13 (-26)	I	6/26/08	573091.77	1457439.07	15.759	18.488	18.479	Steel Riser	42	32	10	30-42	28-30	0-28
GL-13 (+1)	S	6/26/08	573093.28	1457430.66	15.835	18.564	18.526	Steel Riser	15	5	10	3.5-15	2-3.5	0-2
GL-14 (-33)	I	6/25/08	573134.99	1457797.97	17.091	19.729	19.71	Steel Riser	50	40	10	38-50	36-38	0-36
GL-14 (+1)	S	6/25/08	573136.93	1457787.50	17.288	19.841	19.859	Steel Riser	16	6	10	5-16	4-5	0-4
GL-15 (-36)	I	6/3/08	573888.92	1457129.80	13.972	16.407	16.341	Steel Riser	50	40	10	38-50	36-38	36-0
GL-15 (-6)	S	6/4/08	573879.11	1457123.11	13.912	16.191	15.792	Steel Riser	20	10	10	8-20	6-8	0-6
GL-16 (-32)	I	6/16/08	574336.78	1457396.54	18.223	20.639	20.669	Steel Riser	50	40	10	37-50	35-37	0-35
GL-16 (-6)	S	6/16/08	574344.59	1457402.16	18.341	20.901	20.921	Steel Riser	24	14	10	12-24	9-12	0-9
GL-17 (-31)	I	6/19/08	574466.97	1458178.04	18.520	21.161	21.175	Steel Riser	50	40	10	38-50	35.5-38	0-35.5
GL-17 (-1)	S	6/20/08	574464.39	1458189.31	18.583	21.166	21.188	Steel Riser	19.5	9.5	10	7.5-19.5	5-7.5	0-5
GL-18 (-33)	I	6/20/08	574265.76	1458884.84	17.124	19.691	19.696	Steel Riser	50	40	10	37-50	34.5-37	0-34.5
GL-18 (-3)	S	6/23/08	574261.56	1458893.68	16.775	19.478	19.486	Steel Riser	20	10	10	8-20	6-8	0-6
GL-19	S	12/11/02	574820.85	1458080.65	NA	NA	20.14	Steel Riser	21.5	11.5	10	9.5-22.5	2-9.5	0-2
GL-20 (-5)	S	12/10/02	574724.27	1458643.59	17.395	19.847	19.419	Steel Riser	22	12	10	10-22	2-10	0-2
TS-01 (-7)	S	8/2/00	575042.59	1457737.79	17.808	20.155	20.048	Steel Riser	25	15	10	13-25	3-13	0-3

Notes

1 = The number in parentheses is the elevation of the bottom of the screen. Wells have been grouped as shallow (S) and intermediate (I) wells, for evaluation of Greys Landfill. 2 = Information obtained from URS, Baker Engineers, SAIC, and CH2MHill well logs.

Source of Survey Information

Well location and elevation data obtained from Stevens Painton Corporation Well Survey conducted October 19 & 20, 2009, except for GL-19

Well location and elevation data for GL-19 obtained from CH2M Hill, 2005. MP in the CH2MHill report is assumed to be the measurement point at the top of PVC casing.

M:\2009\01090P9a4g2e\R1eports\KCI Semi-Annual Reports\2011 1st Semi-annual GW Mon Report\Documents for Printing\Table 1 Well Construction Summary.xls

Table 4
Greys Landfill
Monitoring Well Groundwater Elevations

Well ID	Top of PVC Elevation (ft)	Aquifer	Well Depth from PVC (ft)	Mar-10		June-10		March-11		March-13		September-13		March-14		December-14	
				Depth to Groundwater (ft)	Groundwater Elevation (ft)	Depth to Groundwater (ft)	Groundwater Elevation (ft)	Depth to Groundwater (ft)	Groundwater Elevation (ft)	Depth to Groundwater (ft)	Groundwater Elevation (ft)	Depth to Groundwater (ft)	Groundwater Elevation (ft)	Depth to Groundwater (ft)	Groundwater Elevation (ft)	Depth to Groundwater (ft)	Groundwater Elevation (ft)
GL-02 (-29)	23.203	I	50.54	22.59	0.61	21.78	1.42	22.37	0.83	23.91	-0.71	22.6	0.603	23.66	-0.46	21.94	1.263
GL-02 (-5)	23.171	S	27.45	20.34	2.80	22.19	0.98	22.37	0.80	20.90	2.27	NA		NA		21.1	2.071
GL-03 (-16)	17.298	I	33.53	12.89	4.41	13.31	3.99	13.90	3.40	12.90	4.40	16.00	1.298	13.03	4.27	12.52	4.778
GL-03 (-3)	17.195	S	19.60	4.93	12.27	5.37	11.83	5.55	11.65	6.43	10.77	13.53	3.665	6.33	10.87	5.52	11.675
GL-05 (-25)	25.189	I	50.51	24.45	0.74	24.63	0.56	24.40	0.79	25.25	-0.06	24.65	0.539	24.6	0.59	24.8	0.389
GL-05 (-7)	25.892	S	31.65	21.82	4.07	22.47	3.42	21.68	4.21	22.56	3.33	23.98	1.912	22.2	3.69	22.78	3.112
GL-08 (-36)	16.648	I	52.25	16.11	0.54	15.94	0.71	16.00	0.65	15.86	0.79	6.62	0.916	16.36	0.29	15.85	0.798
GL-08 (-3)	17.006	S	19.97	4.41	12.60	6.27	10.74	4.09	12.92	4.72	12.29	16.09	10.028	4.56	12.45	4.02	12.986
GL-09 (-20)	16.14	I	35.61	9.57	6.57	16.19	-0.05	9.80	6.34	9.89	6.25	10.90	5.240	9.90	6.24	10.3	5.840
GL-09 (-2)	16.363	S	18.35	4.08	12.28	9.94	6.42	4.54	11.82	4.33	12.03	3.10	13.263	4.50	11.86	4.47	11.893
GL-10 (-31)	21.433	I	52.91	19.86	1.57	21.87	-0.44	20.95	0.48	20.82	0.61	21.00	0.433	21.08	0.35	21.04	0.393
GL-10 (-1)	21.523	S	23.00	9.31	12.21	9.47	12.05	8.21	13.31	8.42	13.10	12.01	9.513	8.43	13.09	11.49	10.033
GL-11 (-33)	21.982	I	53.57	20.97	1.01	22.19	-0.21	19.88	2.10	18.86	3.12	21.10	0.882	21.33	0.65	20.5	1.482
GL-11 (-1)	21.348	S	23.37	16.34	5.01	9.14	12.21	7.88	13.47	8.17	13.18	10.03	11.318	8.35	13.00	9.58	11.768
GL-12 (-17)	12.809	I	29.03	10.15	2.66	12.17	0.64	11.96	0.85	16.20	-3.39	12.28	0.529	12.68	0.13	12.51	0.299
GL-12 (-3)	13.32	S	16.85	7.47	5.85	9.88	3.44	7.16	6.16	7.60	5.72	10.59	2.730	7.67	5.65	8.53	4.790
GL-13 (-26)	18.479	I	44.57	17.26	1.22	18.00	0.48	17.90	0.58	17.83	0.65	18.04	0.439	18.24	0.24	18.01	0.469
GL-13 (+1)	18.526	S	17.78	5.54	12.99	10.55	7.98	4.40	14.13	4.02	14.51	12.46	6.066	4.8	13.73	4.94	13.586
GL-14 (-33)	19.71	I	53.18	17.95	1.76	19.78	-0.07	19.20	0.51	19.17	0.54	19.25	0.460	19.44	0.27	19.45	0.260
GL-14(+1)	19.859	S	18.68	6.24	13.62	NA	NA	5.26	14.60	5.24	14.62	9.12	10.739	5.88	13.98	6.8	13.059
GL-15 (-36)	16.341	I	45.75	14.95	1.39	15.23	1.11	8.38	7.96	15.92	0.42	15.49	0.851	17.28	-0.94	15.45	0.891
GL-15 (-6)	15.792	S	22.55	8.20	7.59	8.11	7.68	5.12	10.67	9.34	6.45	13.63	2.162	9.35	6.44	11.3	4.492
GL-16 (-32)	20.669	I	52.80	19.96	0.71	21.93	-1.26	19.88	0.79	20.68	-0.01	20.18	0.489	20.09	0.58	20.37	0.299
GL-16 (-6)	20.921	S	26.80	15.61	5.31	17.79	3.13	14.70	6.22	14.89	6.03	16.64	4.281	15.61	5.31	15.49	5.431
GL-17 (-31)	21.175	I	50.87	NA	NA	21.75	-0.57	20.61	0.57	20.91	0.27	20.84	0.335	21.39	-0.22	20.86	0.315
GL-17(-1)	21.188	S	22.13	NA	NA	14.15	7.04	13.17	8.02	13.39	7.80	14.3	6.888	13.39	7.80	13.12	8.068
GL-18 (-33)	19.696	I	53.00	17.94	1.76	18.10	1.60	19.20	0.50	19.09	0.61	19.29	0.406	19.75	-0.05	18.87	0.826
GL-18 (-3)	19.486	S	22.95	6.89	12.60	8.54	10.95	7.13	12.36	7.91	11.58	9.67	9.816	7.8	11.69	6.55	12.936
GL-19	34.14	S	37.39	NS	NS	17.91	2.23	NS	NS	17.19	16.95	32.48	1.660	30.58	3.56	28.63	5.510
GL-20 (-5)	19.419	S	25.70	11.67	7.75	13.82	5.60	13.99	5.43	12.64	6.78	13.26	6.159	20.49	-1.07		
TS-01 (-7)	20.048	S	28.07	17.97	2.08	18.19	1.86	18.78	1.27	19.02	1.03	19.30	0.748	19.02	1.03	18.8	1.248

Notes

Well survey data-see Table 1 I = Intermediate depth wells S = Water table well
 NA = No survey available

APPENDIX D

Grey's Landfill
Volatile Organic Compounds (VOCs) - Groundwater Monitoring Wells Analytical Results

Chemical Analyte	EPA Method	Well GL-02 (-29)																	
		Sampling Date 7/7/2009		Sampling Date 10/21/2009		Sampling Date 3/16/2010		Sampling Date 6/2/2010		Sampling Date 4/1/2011		Sampling Date 3/21/2013		Sampling Date 9/26/2013		Sampling Date 3/27/2014		Sampling Date 12/8/2014	
		Result (ug/L)	Qualifier	Result (ug/L)	Qualifier	Result (ug/L)	Qualifier	Result (ug/L)	Qualifier	Result (ug/L)	Qualifier	Result (ug/L)	Qualifier	Result (ug/L)	Qualifier	Result (ug/L)	Qualifier	Result (ug/L)	Qualifier
1,1,1,2-Tetrachloroethane	8260	<1.0	U	<1.0	U	<1.0	U	<1.0	U	<1.0	U	<1.0	U	<1.0	U	<1.0	U	<1.0	U
1,1,1-Trichloroethane	8260	<1.0	U	<1.0	U	<1.0	U	<1.0	U	<1.0	U	<1.0	U	<1.0	U	<1.0	U	<1.0	U
1,1,2,2-Tetrachloroethane	8260	<1.0	U	<1.0	U	<1.0	U	<1.0	U	<1.0	U	<1.0	U	<1.0	U	<1.0	U	<1.0	U
1,1,2,2-Tetrachloroethylene (PCE)	8260	<1.0	U	<1.0	U	<1.0	U	<1.0	U	<1.0	U	<1.0	U	<1.0	U	<1.0	U	<1.0	U
1,1,2-Trichloroethane	8260	<1.0	U	<1.0	U	<1.0	U	<1.0	U	<1.0	U	<1.0	U	<1.0	U	<1.0	U	<1.0	U
1,1,2-Trichloroethylene (TCE)	8260	<1.0	U	<1.0	U	<1.0	U	<1.0	U	<1.0	U	<1.0	U	<1.0	U	<1.0	U	<1.0	U
1,1-Dichloroethane	8260	<1.0	U	<1.0	U	<1.0	U	0.58	J	0.38	J	<1.0	U	<1.0	U	<1.0	U	<1.0	U
1,1-Dichloroethylene	8260	<1.0	V6, U	<1.0	U	<1.0	U	<1.0	U	<1.0	U	<1.0	U	<1.0	U	<1.0	U	<1.0	U
1,2,3-Trichloropropane	8260	<1.0	U	<1.0	U	<1.0	U	<1.0	U	<1.0	U	<1.0	R2, U	<1.0	U	<1.0	U	<1.0	U
1,2-Dibromo-3-chloropropane	8260	<1.0	U	<1.0	U	<1.0	U	<1.0	U	<1.0	U	<5.0	U	<1.0	U	<1.0	U	<1.0	U
1,2-Dibromoethane	8260	<1.0	U	<1.0	U	<1.0	U	<1.0	U	<1.0	U	<1.0	U	<1.0	U	<1.0	U	<1.0	U
1,2-Dichlorobenzene	8260	<1.0	U	<1.0	U	<1.0	U	<1.0	U	<1.0	U	<1.0	U	<1.0	U	<1.0	U	<1.0	U
1,2-Dichloroethane	8260	<1.0	U	<1.0	U	<1.0	U	<1.0	U	<1.0	U	<1.0	U	<1.0	U	<1.0	U	<1.0	U
1,2-Dichloropropane	8260	<1.0	U	<1.0	U	<1.0	U	<1.0	U	<1.0	U	<1.0	U	<1.0	U	<1.0	U	<1.0	U
1,4-Dichlorobenzene	8260	<1.0	U	<1.0	U	<1.0	U	<1.0	U	<1.0	U	<1.0	U	<1.0	U	<1.0	U	<1.0	U
Acetone	8260	<5.0	U	<5.0	U	<5.0	U	<5.0	U	<5.0	U	<5.0	U	<5.0	U	<5.0	U	<5.0	U
Acrylonitrile	8260	<5.0	U	<5.0	U	<5.0	U	<5.0	U	<5.0	U	<2.0	U	<2.0	U	<2.0	U	<50.0	U
Benzene	8260	<1.0	U	<1.0	U	<1.0	U	<1.0	U	<1.0	U	<1.0	U	<1.0	U	<1.0	U	<1.0	U
Bromochloromethane	8260	<1.0	U	<1.0	U	<1.0	U	<1.0	U	<1.0	U	<1.0	U	<1.0	U	<1.0	U	<1.0	U
Bromodichloromethane	8260	<1.0	U	<1.0	U	<1.0	U	<1.0	U	<1.0	U	<1.0	U	<1.0	U	<1.0	U	<1.0	U
Bromoform	8260	<1.0	U	<1.0	U	<1.0	U	<1.0	U	<1.0	U	<1.0	U	<1.0	U	<1.0	U	<1.0	U
Bromomethane	8260	<1.0	U	<1.0	U	<1.0	U	<1.0	U	<5.0	R2, U	<1.0	U	<1.0	U	<1.0	U	<1.0	U
Carbon disulfide	8260	<1.0	U	<1.0	U	<1.0	U	<1.0	U	<1.0	U	<1.0	U	<1.0	U	<1.0	U	<1.0	U
Carbon Tetrachloride	8260	<1.0	U	<1.0	U	<1.0	U	<1.0	U	<1.0	U	<1.0	U	<1.0	U	<1.0	U	<1.0	U
Chlorobenzene	8260	<1.0	U	<1.0	U	<1.0	U	<1.0	U	<1.0	U	<1.0	U	<1.0	U	<1.0	U	<1.0	U
Chloroethane	8260	<1.0	U	<1.0	U	<1.0	U	<1.0	U	<1.0	U	<1.0	U	<1.0	U	<1.0	U	<1.0	U
Chloroform	8260	<1.0	U	<1.0	U	<1.0	U	<1.0	U	<1.0	U	<1.0	U	<1.0	U	<1.0	U	<1.0	U
Chloromethane	8260	<1.0	U	<1.0	U	<1.0	U	<1.0	U	<1.0	U	<1.0	U	<1.0	U	<1.0	U	<1.0	U
cis-1,2-Dichloroethylene (DCE)	8260	<1.0	U	<1.0	U	<1.0	U	<1.0	U	<1.0	U	<1.0	U	<1.0	U	<1.0	U	<1.0	U
cis-1,3-Dichloropropylene	8260	<1.0	U	<1.0	U	<1.0	U	<1.0	U	<1.0	U	<1.0	U	<1.0	U	<1.0	U	<1.0	U
Dibromochloromethane	8260	<1.0	U	<1.0	U	<1.0	U	<1.0	U	<1.0	U	<1.0	U	<1.0	U	<1.0	U	<1.0	U
Dibromomethane	8260	<1.0	U	<1.0	U	<1.0	U	<1.0	U	<2.0	U	<1.0	U	<1.0	U	<1.0	U	<1.0	U
Ethylbenzene	8260	<1.0	U	<1.0	U	<1.0	U	<1.0	U	<1.0	U	<1.0	U	<1.0	U	<1.0	U	<1.0	U
Hexachlorobutadiene	8260	<1.0	U	<1.0	U	<1.0	U	<1.0	U	<1.0	U	<5.0	U	<1.0	U	<1.0	U	<1.0	U
Iodomethane	8260	<1.0	U	<1.0	U	<1.0	L3, U	<1.0	U	<1.0	V1, U	<1.0	U	<1.0	U	<1.0	U	<1.0	U
Methyl Butyl Ketone (2-Hexanone)	8260	<5.0	U	<5.0	U	<5.0	U	<5.0	U	<5.0	U	<5.0	U	<5.0	U	<5.0	U	<5.0	U
Methyl Ethyl Ketone (2-Butanone)	8260	<5.0	U	<5.0	U	<5.0	U	<5.0	U	<5.0	U	<5.0	U	<5.0	U	<5.0	U	<5.0	U
Methyl Isobutyl Ketone	8260	<5.0	U	<5.0	U	<5.0	U	<5.0	U	<5.0	U	<5.0	U	<5.0	U	<5.0	U	<5.0	U
Methylene Chloride	8260	<1.0	U	<1.0	U	<1.0	U	<2.0	U	<5.0	U	<1.0	U	<1.0	U	<1.0	U	<1.0	U
Methyl-tert-Butyl Ether	8260	<1.0	U	<1.0	U	<1.0	U	<1.0	U	<1.0	U	<1.0	U	<1.0	U	<1.0	U	<1.0	U
Styrene	8260	<1.0	U	<1.0	U	<1.0	U	<1.0	U	<1.0	U	<1.0	U	<1.0	U	<1.0	U	<1.0	U
Toluene	8260	<1.0	U	<1.0	U	<1.0	U	<1.0	U	<1.0	U	<1.0	U	<1.0	U	<1.0	U	<1.0	U
Total Xylenes	8260	<3.0	U	<3.0	U	<3.0	U	<3.0	U	<3.0	U	<1.0	U	<3.0	U	<3.0	U	<1.0	U
trans-1,2-Dichloroethylene	8260	<1.0	U	<1.0	U	<1.0	U	<1.0	U	<1.0	U	<1.0	U	<1.0	U	<1.0	U	<1.0	U
trans-1,3-Dichloropropylene	8260	<1.0	U	<1.0	U	<1.0	U	<1.0	U	<1.0	U	<1.0	U	<1.0	U	<1.0	U	<1.0	U
trans-1,4-Dichloro-2-butene	8260	<1.0	U	<1.0	U	<1.0	U	<1.0	U	<1.0	U	<5.0	U	<1.0	U	<1.0	U	<1.0	U
Trichlorofluoromethane	8260	<1.0	U	<1.0	U	<1.0	U	<1.0	U	<1.0	U	<1.0	U	<1.0	U	<1.0	U	<1.0	U
Vinyl acetate	8260	<1.0	U	<1.0	U	<1.0	U	<1.0	U	<1.0	U	<1.0	U	<1.0	U	<1.0	U	<1.0	U
Vinyl chloride	8260	<1.0	V6, U	<1.0	U	<1.0	U	<1.0	U	<1.0	U	<1.0	U	<1.0	U	<1.0	U	<1.0	U

Table Notes:
 ND - Not Detected
 Data qualifiers and units are listed on the first page of this appendix

Highlighted Values Indicate PAL Exceedances

Grey's Landfill
Volatile Organic Compounds (VOCs) - Groundwater Monitoring Wells Analytical Results

Chemical Analyte	EPA Method	Well GL-02 (-5)																	
		Sampling Date		Sampling Date		Sampling Date		Sampling Date		Sampling Date		Sampling Date		Sampling Date		Sampling Date			
		7/7/2009	10/21/2009	3/16/2010	6/2/2010	4/1/2011	3/21/2013	12/10/2014	Result (ug/L)	Qualifier	Result (ug/L)	Qualifier	Result (ug/L)	Qualifier	Result (ug/L)	Qualifier	Result (ug/L)	Qualifier	
1,1,1,2-Tetrachloroethane	8260	<1.0	U	<1.0	U	<1.0	U	<1.0	U	<1.0	U	<1.0	U	<1.0	U	<1.0	U	<1.0	U
1,1,1-Trichloroethane	8260	<1.0	U	<1.0	U	<1.0	U	<1.0	U	<1.0	U	<1.0	U	<1.0	U	<1.0	U	<1.0	U
1,1,2,2-Tetrachloroethane	8260	<1.0	U	<1.0	U	<1.0	U	<1.0	U	<1.0	U	<1.0	U	<1.0	U	<1.0	U	<1.0	U
1,1,2,2-Tetrachloroethylene (PCE)	8260	<1.0	U	<1.0	U	<1.0	U	<1.0	U	<1.0	U	<1.0	U	<1.0	U	<1.0	U	<1.0	U
1,1,2-Trichloroethane	8260	<1.0	U	<1.0	U	<1.0	U	<1.0	U	<1.0	U	<1.0	U	<1.0	U	<1.0	U	<1.0	U
1,1,2-Trichloroethylene (TCE)	8260	<1.0	U	<1.0	U	<1.0	U	<1.0	U	<1.0	U	<1.0	U	<1.0	U	<1.0	U	<1.0	U
1,1-Dichloroethane	8260	12		11		25		22		23		11.1						25.8	
1,1-Dichloroethylene	8260	<1.0	V6, U	<1.0	U	<1.0	U	<1.0	U	<1.0	U	<1.0	U	<1.0	U	<1.0	U	<1.0	U
1,2,3-Trichloropropane	8260	<1.0	U	<1.0	U	<1.0	U	<1.0	U	<1.0	R4, U	<1.0	U	<1.0	U	<1.0	U	<1.0	U
1,2-Dibromo-3-chloropropane	8260	<1.0	U	<1.0	U	<1.0	U	<1.0	U	<5.0	U	<1.0	U	<1.0	U	<1.0	U	<1.0	U
1,2-Dibromoethane	8260	<1.0	U	<1.0	U	<1.0	U	<1.0	U	<1.0	U	<1.0	U	<1.0	U	<1.0	U	<1.0	U
1,2-Dichlorobenzene	8260	<1.0	U	<1.0	U	<1.0	U	<1.0	U	<1.0	U	<1.0	U	<1.0	U	<1.0	U	<1.0	U
1,2-Dichloroethane	8260	<1.0	U	<1.0	U	<1.0	U	<1.0	U	<1.0	U	<1.0	U	<1.0	U	<1.0	U	<1.0	U
1,2-Dichloropropane	8260	<1.0	U	<1.0	U	<1.0	U	<1.0	U	<1.0	U	<1.0	U	<1.0	U	<1.0	U	<1.0	U
1,4-Dichlorobenzene	8260	<1.0	U	<1.0	U	<1.0	U	<1.0	U	<1.0	U	<1.0	U	<1.0	U	<1.0	U	<1.0	U
Acetone	8260	<5.0	U	<5.0	U	13		<5.0	U	<25	U	5.2		<5.0	U	<5.0	U	<5.0	U
Acrylonitrile	8260	<5.0	U	<5.0	U	<5.0	U	<5.0	U	<5.0	U	<2.0		<2.0	U	<2.0	U	<2.0	U
Benzene	8260	2.0		<1.0	U	11		6.4		6.6		9.9		<1.0	U	<1.0	U	<1.0	U
Bromochloromethane	8260	<1.0	U	<1.0	U	<1.0	U	<1.0	U	<1.0	U	<1.0	U	<1.0	U	<1.0	U	<1.0	U
Bromodichloromethane	8260	<1.0	U	<1.0	U	<1.0	U	<1.0	U	<1.0	R1, U	<1.0	U	<1.0	U	<1.0	U	<1.0	U
Bromoform	8260	<1.0	U	<1.0	U	<1.0	U	<1.0	U	<1.0	U	<1.0	U	<1.0	U	<1.0	U	<1.0	U
Bromomethane	8260	<1.0	U	<1.0	U	<1.0	U	<1.0	U	<5.0	L3, U	<1.0	U	<1.0	U	<1.0	U	<1.0	U
Carbon disulfide	8260	<1.0	U	<1.0	U	<1.0	U	<1.0	U	<1.0	U	<1.0	U	<1.0	U	<1.0	U	<1.0	U
Carbon Tetrachloride	8260	<1.0	U	<1.0	U	<1.0	U	<1.0	U	<1.0	R1, U	<1.0	U	<1.0	U	<1.0	U	<1.0	U
Chlorobenzene	8260	<1.0	U	<1.0	U	<1.0	U	<1.0	U	<1.0	U	<1.0	U	<1.0	U	<1.0	U	<1.0	U
Chloroethane	8260	<1.0	U	<1.0	U	<1.0	U	<1.0	U	0.47	J	<1.0	U	<1.0	U	<1.0	U	<1.0	U
Chloroform	8260	<1.0	U	<1.0	U	<1.0	U	<1.0	U	<1.0	U	<1.0	U	<1.0	U	<1.0	U	<1.0	U
Chloromethane	8260	<1.0	U	<1.0	U	<1.0	U	<1.0	U	<1.0	U	<1.0	U	<1.0	U	<1.0	U	<1.0	U
cis-1,2-Dichloroethylene (DCE)	8260	1.9		2.0		8.3		4.1		4.9		3.2		<1.0	U	<1.0	U	19.1	
cis-1,3-Dichloropropylene	8260	<1.0	U	<1.0	U	<1.0	U	<1.0	U	<1.0	U	<1.0	U	<1.0	U	<1.0	U	<1.0	U
Dibromochloromethane	8260	<1.0	U	<1.0	U	<1.0	U	<1.0	U	<1.0	R1, U	<1.0	U	<1.0	U	<1.0	U	<1.0	U
Dibromomethane	8260	<1.0	U	<1.0	U	<1.0	U	<1.0	U	<2.0	U	<1.0	U	<1.0	U	<1.0	U	<1.0	U
Ethylbenzene	8260	<1.0	U	<1.0	U	0.89	J	<1.0	U	<1.0	U	<1.0	U	<1.0	U	<1.0	U	<1.0	U
Hexachlorobutadiene	8260	<1.0	U	<1.0	U	<1.0	U	<1.0	U	<5.0	U	<1.0	U	<1.0	U	<1.0	U	<1.0	U
Iodomethane	8260	<1.0	U	<1.0	U	<1.0	L3, U	<1.0	U	<1.0	U	<1.0	U	<1.0	U	<1.0	U	<1.0	U
Methyl Butyl Ketone (2-Hexanone)	8260	<5.0	U	<5.0	U	<5.0	U	<5.0	U	<5.0	U	<5.0	U	<5.0	U	<5.0	U	<5.0	U
Methyl Ethyl Ketone (2-Butanone)	8260	<5.0	U	<5.0	U	<5.0	U	<5.0	U	<5.0	U	<5.0	U	<5.0	U	<5.0	U	<5.0	U
Methyl Isobutyl Ketone	8260	<5.0	U	<5.0	U	3.1	J	<5.0	U	<5.0	R4, U	<5.0	U	<5.0	U	<5.0	U	<5.0	U
Methylene Chloride	8260	<1.0	U	<1.0	U	<1.0	U	<2.0	U	<5.0	U	<1.0	U	<1.0	U	<1.0	U	<1.0	U
Methyl-tert-Butyl Ether	8260	<1.0	U	<1.0	U	0.41	J	0.77	J	1.0		<1.0	U	<1.0	U	<1.0	U	<1.0	U
Styrene	8260	<1.0	U	<1.0	U	<1.0	U	<1.0	U	<1.0	U	<1.0	U	<1.0	U	<1.0	U	<1.0	U
Toluene	8260	<1.0	U	<1.0	U	1.0		<1.0	U	<1.0	U	<1.0	U	<1.0	U	<1.0	U	<1.0	U
Total Xylenes	8260	<3.0	U	<3.0	U	<3.0	U	9.0		0.49	J	<1.0	U	<1.0	U	<1.0	U	<1.0	U
trans-1,2-Dichloroethylene	8260	<1.0	U	<1.0	U	<1.0	U	<1.0	U	0.21	J	<1.0	U	<1.0	U	<1.0	U	<1.0	U
trans-1,3-Dichloropropylene	8260	<1.0	U	<1.0	U	<1.0	U	<1.0	U	<1.0	U	<1.0	U	<1.0	U	<1.0	U	<1.0	U
trans-1,4-Dichloro-2-butene	8260	<1.0	U	<1.0	U	<1.0	U	<1.0	U	<5.0	U	<1.0	U	<1.0	U	<1.0	U	<1.0	U
Trichlorofluoromethane	8260	<1.0	U	<1.0	U	<1.0	U	<1.0	U	<1.0	R1, U	<1.0	U	<1.0	U	<1.0	U	<1.0	U
Vinyl acetate	8260	<1.0	U	<1.0	U	<1.0	U	<1.0	U	<1.0	U	<1.0	U	<1.0	U	<1.0	U	<1.0	U
Vinyl chloride	8260	<1.0	V6, U	<1.0	U	2.5		1.0		0.96	J	<1.0	U	<1.0	U	<1.0	U	<1.0	U

Table Notes:
 ND - Not Detected
 Data qualifiers and units are listed on the first page of this appendix

Highlighted Values Indicate PAL Exceedances

Grey's Landfill
Volatile Organic Compounds (VOCs) - Groundwater Monitoring Wells Analytical Results

Chemical Analyte	EPA Method	Well GL-03 (-16)																	
		Sampling Date 7/9/2009		Sampling Date 10/14/2009		Sampling Date 3/18/2010		Sampling Date 6/3/2010		Sampling Date 3/28/2011		Sampling Date 3/21/2013		Sampling Date 9/27/2013		Sampling Date 3/28/2014		Sampling Date 12/16/2014	
		Result (ug/L)	Qualifier	Result (ug/L)	Qualifier	Result (ug/L)	Qualifier	Result (ug/L)	Qualifier	Result (ug/L)	Qualifier	Result (ug/L)	Qualifier	Result (ug/L)	Qualifier	Result (ug/L)	Qualifier	Result (ug/L)	Qualifier
1,1,1,2-Tetrachloroethane	8260	<1.0	U	<1.0	U	<1.0	U	<1.0	U	<1.0	U	<1.0	U	<1.0	U	<1.0	U	<1.0	U
1,1,1-Trichloroethane	8260	<1.0	U	<1.0	U	<1.0	U	<1.0	U	<1.0	U	<1.0	U	<1.0	U	<1.0	U	<1.0	U
1,1,2,2-Tetrachloroethane	8260	<1.0	U	<1.0	U	<1.0	U	<1.0	U	<1.0	U	<1.0	U	<1.0	U	<1.0	U	<1.0	U
1,1,2,2-Tetrachloroethylene (PCE)	8260	<1.0	U	<1.0	U	<1.0	U	<1.0	U	<1.0	U	<1.0	U	<1.0	U	<1.0	U	<1.0	U
1,1,2-Trichloroethane	8260	<1.0	U	<1.0	U	<1.0	U	<1.0	U	<1.0	U	<1.0	U	<1.0	U	<1.0	U	<1.0	U
1,1,2-Trichloroethylene (TCE)	8260	<1.0	U	<1.0	U	<1.0	U	<1.0	U	<1.0	U	<1.0	U	<1.0	U	<1.0	U	<1.0	U
1,1-Dichloroethane	8260	<1.0	U	<1.0	U	<1.0	U	<1.0	U	<1.0	U	<1.0	U	<1.0	U	<1.0	U	<1.0	U
1,1-Dichloroethylene	8260	<1.0	U	<1.0	U	<1.0	U	<1.0	U	<1.0	U	<1.0	U	<1.0	U	<1.0	U	<1.0	U
1,2,3-Trichloropropane	8260	<1.0	U	<1.0	U	<1.0	U	<1.0	U	<1.0	U	<1.0	R2, U	<1.0	U	<1.0	U	<1.0	U
1,2-Dibromo-3-chloropropane	8260	<1.0	U	<1.0	U	<1.0	U	<1.0	U	<5.0	U	<1.0	U	<1.0	U	<1.0	U	<1.0	U
1,2-Dibromoethane	8260	<1.0	U	<1.0	U	<1.0	U	<1.0	U	<1.0	U	<1.0	U	<1.0	U	<1.0	U	<1.0	U
1,2-Dichlorobenzene	8260	<1.0	U	<1.0	U	<1.0	U	<1.0	U	<1.0	U	<1.0	U	<1.0	U	<1.0	U	<1.0	U
1,2-Dichloroethane	8260	<1.0	U	<1.0	U	<1.0	U	<1.0	U	<1.0	U	<1.0	U	<1.0	U	<1.0	U	<1.0	U
1,2-Dichloropropane	8260	<1.0	U	<1.0	U	<1.0	U	<1.0	U	<1.0	U	<1.0	U	<1.0	U	<1.0	U	<1.0	U
1,4-Dichlorobenzene	8260	<1.0	U	<1.0	U	<1.0	U	<1.0	U	<1.0	U	<1.0	U	<1.0	U	<1.0	U	<1.0	U
Acetone	8260	<5.0	U	<5.0	U	<5.0	U	14	U	<25	U	<5.0	U	<5.0	U	<5.0	U	<5.0	U
Acrylonitrile	8260	<5.0	U	<5.0	U	<5.0	U	<5.0	U	<5.0	U	<2.0	U	<2.0	U	<2.0	U	<2.0	U
Benzene	8260	70	U	46	U	13	U	24	U	28	U	11.8	U	27.5	U	71.0	U	60	U
Bromochloromethane	8260	<1.0	U	<1.0	U	<1.0	U	<1.0	U	<1.0	U	<1.0	U	<1.0	U	<1.0	U	<1.0	U
Bromodichloromethane	8260	<1.0	U	<1.0	U	<1.0	U	<1.0	U	<1.0	U	<1.0	U	<1.0	U	<1.0	U	<1.0	U
Bromoform	8260	<1.0	U	<1.0	U	<1.0	U	<1.0	U	<1.0	U	<1.0	U	<1.0	U	<1.0	U	<1.0	U
Bromomethane	8260	<1.0	U	<1.0	U	<1.0	U	<1.0	U	<5.0	R2, U	<1.0	U	<1.0	U	<1.0	U	<1.0	U
Carbon disulfide	8260	<1.0	U	<1.0	U	<1.0	U	<1.0	U	<1.0	U	<1.0	U	<1.0	U	<1.0	U	<1.0	U
Carbon Tetrachloride	8260	<1.0	U	<1.0	U	<1.0	U	<1.0	U	<1.0	U	<1.0	U	<1.0	U	<1.0	U	<1.0	U
Chlorobenzene	8260	<1.0	U	<1.0	U	<1.0	U	<1.0	U	<1.0	U	<1.0	U	<1.0	U	<1.0	U	<1.0	U
Chloroethane	8260	<1.0	U	<1.0	U	<1.0	U	<1.0	U	<1.0	U	<1.0	U	<1.0	U	<1.0	U	<1.0	U
Chloroform	8260	<1.0	U	<1.0	U	<1.0	U	<1.0	U	<1.0	U	<1.0	U	<1.0	U	<1.0	U	<1.0	U
Chloromethane	8260	<1.0	U	<1.0	U	<1.0	U	<1.0	U	<1.0	U	<1.0	U	<1.0	U	<1.0	U	<1.0	U
cis-1,2-Dichloroethylene (DCE)	8260	<1.0	U	<1.0	U	<1.0	U	<1.0	U	<1.0	U	<1.0	U	<1.0	U	<1.0	U	<1.0	U
cis-1,3-Dichloropropylene	8260	<1.0	U	<1.0	U	<1.0	U	<1.0	U	<1.0	U	<1.0	U	<1.0	U	<1.0	U	<1.0	U
Dibromochloromethane	8260	<1.0	U	<1.0	U	<1.0	U	<1.0	U	<1.0	U	<1.0	U	<1.0	U	<1.0	U	<1.0	U
Dibromomethane	8260	<1.0	U	<1.0	U	<1.0	U	<1.0	U	<2.0	U	<1.0	U	<1.0	U	<1.0	U	<1.0	U
Ethylbenzene	8260	<1.0	U	<1.0	U	<1.0	U	<1.0	U	<1.0	U	<1.0	U	<1.0	U	<1.0	U	<1.0	U
Hexachlorobutadiene	8260	<1.0	U	<1.0	U	<1.0	U	<1.0	U	<1.0	U	<5.0	U	<1.0	U	<1.0	U	<1.0	U
Iodomethane	8260	<1.0	U	<1.0	U	<1.0	L3, U	<1.0	U	<1.0	V1, U	<1.0	U	<1.0	U	<1.0	U	<1.0	U
Methyl Butyl Ketone (2-Hexanone)	8260	<5.0	U	<5.0	U	<5.0	U	<5.0	U	<5.0	U	<5.0	U	<5.0	U	<5.0	U	<5.0	U
Methyl Ethyl Ketone (2-Butanone)	8260	<5.0	U	<5.0	U	<5.0	U	<5.0	U	<5.0	U	<5.0	U	<5.0	U	<5.0	U	<5.0	U
Methyl Isobutyl Ketone	8260	<5.0	U	<5.0	U	<5.0	U	<5.0	U	<5.0	U	<5.0	U	<5.0	U	<5.0	U	<5.0	U
Methylene Chloride	8260	<1.0	U	<1.0	U	<1.0	U	<2.0	U	<5.0	U	<1.0	U	<1.0	U	<1.0	U	<1.0	U
Methyl-tert-Butyl Ether	8260	<1.0	U	<1.0	U	<1.0	U	<1.0	U	<1.0	U	<1.0	U	<1.0	U	<1.0	U	<1.0	U
Styrene	8260	<1.0	U	<1.0	U	<1.0	U	<1.0	U	<1.0	U	<1.0	U	<1.0	U	<1.0	U	<1.0	U
Toluene	8260	8.2	U	<1.0	U	<1.0	U	<1.0	U	<1.0	U	<1.0	U	<1.0	U	<1.0	U	<1.0	U
Total Xylenes	8260	<3.0	U	<3.0	U	<3.0	U	7.3	U	4.9	U	3.6	U	10.3	U	<1.0	U	<1.0	U
trans-1,2-Dichloroethylene	8260	<1.0	U	<1.0	U	<1.0	U	<1.0	U	<1.0	U	<1.0	U	<1.0	U	<1.0	U	<1.0	U
trans-1,3-Dichloropropylene	8260	<1.0	U	<1.0	U	<1.0	U	<1.0	U	<1.0	U	<1.0	U	<1.0	U	<1.0	U	<1.0	U
trans-1,4-Dichloro-2-butene	8260	<1.0	U	<1.0	U	<1.0	U	<1.0	U	<5.0	U	<1.0	U	<1.0	U	<1.0	U	<1.0	U
Trichlorofluoromethane	8260	<1.0	U	<1.0	U	<1.0	U	<1.0	U	<1.0	U	<1.0	U	<1.0	U	<1.0	U	<1.0	U
Vinyl acetate	8260	<1.0	U	<1.0	U	<1.0	U	<1.0	U	<1.0	U	<1.0	U	<1.0	U	<1.0	U	<1.0	U
Vinyl chloride	8260	<1.0	U	<1.0	U	<1.0	U	<1.0	U	<1.0	U	<1.0	U	<1.0	U	<1.0	U	<1.0	U

Table Notes:
 ND - Not Detected
 Data qualifiers and units are listed on the first page of this appendix

Highlighted Values Indicate PAL Exceedances

Grey's Landfill
Volatile Organic Compounds (VOCs) - Groundwater Monitoring Wells Analytical Results

Chemical Analyte	EPA Method	Well GL-03 (-3)															
		Sampling Date		Sampling Date		Sampling Date		Sampling Date		Sampling Date		Sampling Date		Sampling Date		Sampling Date	
		7/9/2009	10/14/2009	3/17/2010	6/3/2010	3/28/2011	3/21/2013	9/27/2013	3/28/2014	12/16/2014							
	Result (ug/L)	Qualifier	Result (ug/L)	Qualifier	Result (ug/L)	Qualifier	Result (ug/L)	Qualifier	Result (ug/L)	Qualifier	Result (ug/L)	Qualifier	Result (ug/L)	Qualifier	Result (ug/L)	Qualifier	
1,1,1,2-Tetrachloroethane	8260	<1.0	U	<1.0	U	<1.0	U	<1.0	U	<1.0	U	<1.0	U	<1.0	U	<1.0	U
1,1,1-Trichloroethane	8260	<1.0	U	<1.0	U	<1.0	U	<1.0	U	<1.0	U	<1.0	U	<1.0	U	<1.0	U
1,1,2,2-Tetrachloroethane	8260	<1.0	U	<1.0	U	<1.0	U	<1.0	U	<1.0	U	<1.0	U	<1.0	U	<1.0	U
1,1,2,2-Tetrachloroethylene (PCE)	8260	<1.0	U	<1.0	U	<1.0	U	<1.0	U	<1.0	U	<1.0	U	<1.0	U	<1.0	U
1,1,2-Trichloroethane	8260	<1.0	U	<1.0	U	<1.0	U	<1.0	U	<1.0	U	<1.0	U	<1.0	U	<1.0	U
1,1,2-Trichloroethylene (TCE)	8260	<1.0	U	<1.0	U	<1.0	U	<1.0	U	<1.0	U	<1.0	U	<1.0	U	<1.0	U
1,1-Dichloroethane	8260	<1.0	U	<1.0	U	<1.0	U	<1.0	U	<1.0	U	<1.0	U	<1.0	U	<1.0	U
1,1-Dichloroethylene	8260	<1.0	U	<1.0	U	<1.0	U	<1.0	U	<1.0	U	<1.0	U	<1.0	U	<1.0	U
1,2,3-Trichloropropane	8260	<1.0	U	<1.0	U	<1.0	U	<1.0	U	<1.0	U	<1.0	U	<1.0	U	<1.0	U
1,2-Dibromo-3-chloropropane	8260	<1.0	U	<1.0	U	<1.0	U	<1.0	U	<5.0	U	<1.0	U	<1.0	U	<1.0	U
1,2-Dibromoethane	8260	<1.0	U	<1.0	U	<1.0	U	<1.0	U	<1.0	U	<1.0	U	<1.0	U	<1.0	U
1,2-Dichlorobenzene	8260	<1.0	U	<1.0	U	<1.0	U	<1.0	U	<1.0	U	<1.0	U	<1.0	U	<1.0	U
1,2-Dichloroethane	8260	<1.0	U	<1.0	U	<1.0	U	<1.0	U	<1.0	U	<1.0	U	<1.0	U	<1.0	U
1,2-Dichloropropane	8260	<1.0	U	<1.0	U	<1.0	U	<1.0	U	<1.0	U	<1.0	U	<1.0	U	<1.0	U
1,4-Dichlorobenzene	8260	<1.0	U	<1.0	U	<1.0	U	<1.0	U	<1.0	U	<1.0	U	<1.0	U	<1.0	U
Acetone	8260	<5.0	U	<5.0	U	<5.0	U	<5.0	U	<25	U	<5.0	U	<5.0	U	<5.0	U
Acrylonitrile	8260	<5.0	U	<5.0	U	<5.0	U	<5.0	U	<5.0	U	<2.0	U	<2.0	U	<2.0	U
Benzene	8260	2.2		4.3		0.60	J	2.4		0.81	J	1.3	7.7	<1.0		1.3	
Bromochloromethane	8260	<1.0	U	<1.0	U	<1.0	U	<1.0	U	<1.0	U	<1.0	U	<1.0	U	<1.0	U
Bromodichloromethane	8260	<1.0	U	<1.0	U	<1.0	U	<1.0	U	<1.0	U	<1.0	U	<1.0	U	<1.0	U
Bromoform	8260	<1.0	U	<1.0	U	<1.0	U	<1.0	U	<1.0	U	<1.0	U	<1.0	U	<1.0	U
Bromomethane	8260	<1.0	U	<1.0	U	<1.0	U	<1.0	U	<5.0	R2, U	<1.0	U	<1.0	U	<1.0	U
Carbon disulfide	8260	<1.0	U	<1.0	U	<1.0	U	<1.0	U	<1.0	U	<1.0	U	<1.0	U	<1.0	U
Carbon Tetrachloride	8260	<1.0	U	<1.0	U	<1.0	U	<1.0	U	<1.0	U	<1.0	U	<1.0	U	<1.0	U
Chlorobenzene	8260	<1.0	U	<1.0	U	<1.0	U	<1.0	U	<1.0	U	<1.0	U	<1.0	U	<1.0	U
Chloroethane	8260	<1.0	U	<1.0	U	<1.0	U	<1.0	U	<1.0	U	<1.0	U	<1.0	U	<1.0	U
Chloroform	8260	<1.0	U	<1.0	U	<1.0	U	<1.0	U	<1.0	U	<1.0	U	<1.0	U	<1.0	U
Chloromethane	8260	<1.0	U	<1.0	U	<1.0	U	<1.0	U	<1.0	U	<1.0	U	<1.0	U	<1.0	U
cis-1,2-Dichloroethylene (DCE)	8260	<1.0	U	<1.0	U	<1.0	U	<1.0	U	<1.0	U	<1.0	U	<1.0	U	<1.0	U
cis-1,3-Dichloropropylene	8260	<1.0	U	<1.0	U	<1.0	U	<1.0	U	<1.0	U	<1.0	U	<1.0	U	<1.0	U
Dibromochloromethane	8260	<1.0	U	<1.0	U	<1.0	U	<1.0	U	<1.0	U	<1.0	U	<1.0	U	<1.0	U
Dibromomethane	8260	<1.0	U	<1.0	U	<1.0	U	<1.0	U	<2.0	U	<1.0	U	<1.0	U	<1.0	U
Ethylbenzene	8260	<1.0	U	<1.0	U	<1.0	U	<1.0	U	<1.0	U	<1.0	U	<1.0	U	<1.0	U
Hexachlorobutadiene	8260	1.7		<1.0	U	<1.0	U	<1.0	U	<5.0	U	<1.0	U	<1.0	U	<1.0	U
Iodomethane	8260	<1.0	U	<1.0	U	<1.0	L3, U	<1.0	U	<1.0	U	<1.0	U	<1.0	U	<1.0	U
Methyl Butyl Ketone (2-Hexanone)	8260	<5.0	U	<5.0	U	<5.0	U	<5.0	U	<5.0	U	<5.0	U	<5.0	U	<5.0	U
Methyl Ethyl Ketone (2-Butanone)	8260	<5.0	U	<5.0	U	<5.0	U	<5.0	U	<5.0	U	<5.0	U	<5.0	U	<5.0	U
Methyl Isobutyl Ketone	8260	<5.0	U	<5.0	U	<5.0	U	<5.0	U	<5.0	U	<5.0	U	<5.0	U	<5.0	U
Methylene Chloride	8260	<1.0	U	<1.0	U	<1.0	U	<2.0	U	<5.0	U	<1.0	U	<1.0	U	<1.0	U
Methyl-tert-Butyl Ether	8260	<1.0	U	<1.0	U	<1.0	U	<1.0	U	<1.0	U	<1.0	U	<1.0	U	<1.0	U
Styrene	8260	<1.0	U	<1.0	U	<1.0	U	<1.0	U	<1.0	U	<1.0	U	<1.0	U	<1.0	U
Toluene	8260	1.1		<1.0	U	<1.0	U	<1.0	U	<1.0	U	<1.0	U	<1.0	U	<1.0	U
Total Xylenes	8260	<3.0	U	<3.0	U	<3.0	U	5.0	U	<3.0	U	<1.0	U	<3.0	U	<1.0	U
trans-1,2-Dichloroethylene	8260	<1.0	U	<1.0	U	<1.0	U	<1.0	U	<1.0	U	<1.0	U	<1.0	U	<1.0	U
trans-1,3-Dichloropropylene	8260	<1.0	U	<1.0	U	<1.0	U	<1.0	U	<1.0	U	<1.0	U	<1.0	U	<1.0	U
trans-1,4-Dichloro-2-butene	8260	<1.0	U	<1.0	U	<1.0	U	<1.0	U	<5.0	U	<1.0	U	<1.0	U	<1.0	U
Trichlorofluoromethane	8260	<1.0	U	<1.0	U	<1.0	U	<1.0	U	<1.0	U	<1.0	U	<1.0	U	<1.0	U
Vinyl acetate	8260	<1.0	U	<1.0	U	<1.0	U	<1.0	U	<1.0	U	<1.0	U	<1.0	U	<1.0	U
Vinyl chloride	8260	<1.0	U	<1.0	U	<1.0	U	<1.0	U	<1.0	U	<1.0	U	<1.0	U	<1.0	U

Table Notes:
 ND - Not Detected
 Data qualifiers and units are listed on the first page of this appendix

Highlighted Values Indicate PAL Exceedances

Grey's Landfill
Volatile Organic Compounds (VOCs) - Groundwater Monitoring Wells Analytical Results

Chemical Analyte	EPA Method	Well GL-08 (-36)																	
		Sampling Date 7/9/2009		Sampling Date 10/14/2009		Sampling Date 3/25/2010		Sampling Date 6/3/2010		Sampling Date 3/23/2011		Sampling Date 3/20/2013		Sampling Date 9/26/2013		Sampling Date 3/26/2014		Sampling Date 12/16/2014	
		Result (ug/L)	Qualifier	Result (ug/L)	Qualifier	Result (ug/L)	Qualifier	Result (ug/L)	Qualifier	Result (ug/L)	Qualifier	Result (ug/L)	Qualifier	Result (ug/L)	Qualifier	Result (ug/L)	Qualifier	Result (ug/L)	Qualifier
1,1,1,2-Tetrachloroethane	8260	<1.0	U	<1.0	U	<1.0	U	<1.0	U	<1.0	U	<1.0	U	<1.0	U	<1.0	U	<1.0	U
1,1,1-Trichloroethane	8260	<1.0	U	<1.0	U	<1.0	U	<1.0	U	<1.0	U	<1.0	U	<1.0	U	<1.0	U	<1.0	U
1,1,2,2-Tetrachloroethane	8260	<1.0	U	<1.0	U	<1.0	U	<1.0	U	<1.0	U	<1.0	U	<1.0	U	<1.0	U	<1.0	U
1,1,2,2-Tetrachloroethylene (PCE)	8260	<1.0	U	<1.0	U	<1.0	U	<1.0	U	<1.0	U	<1.0	U	<1.0	U	<1.0	U	<1.0	U
1,1,2-Trichloroethane	8260	<1.0	U	<1.0	U	<1.0	U	<1.0	U	<1.0	U	<1.0	U	<1.0	U	<1.0	U	<1.0	U
1,1,2-Trichloroethylene (TCE)	8260	<1.0	U	<1.0	U	<1.0	U	<1.0	U	<1.0	U	<1.0	U	<1.0	U	<1.0	U	<1.0	U
1,1-Dichloroethane	8260	<1.0	U	<1.0	U	<1.0	U	<1.0	U	<1.0	U	<1.0	U	<1.0	U	<1.0	U	<1.0	U
1,1-Dichloroethylene	8260	<1.0	U	<1.0	U	<1.0	U	<1.0	U	<1.0	U	<1.0	U	<1.0	U	<1.0	U	<1.0	U
1,2,3-Trichloropropane	8260	<1.0	U	<1.0	U	<1.0	U	<1.0	U	<1.0	U	<1.0	U	<1.0	U	<1.0	U	<1.0	U
1,2-Dibromo-3-chloropropane	8260	<1.0	U	<1.0	U	<1.0	U	<1.0	U	<5.0	U	<1.0	U	<1.0	U	<1.0	U	<1.0	U
1,2-Dibromoethane	8260	<1.0	U	<1.0	U	<1.0	U	<1.0	U	<1.0	U	<1.0	U	<1.0	U	<1.0	U	<1.0	U
1,2-Dichlorobenzene	8260	<1.0	U	<1.0	U	<1.0	U	<1.0	U	<1.0	U	<1.0	U	<1.0	U	<1.0	U	<1.0	U
1,2-Dichloroethane	8260	<1.0	U	<1.0	U	<1.0	U	<1.0	U	<1.0	U	<1.0	U	<1.0	U	<1.0	U	<1.0	U
1,2-Dichloropropane	8260	<1.0	U	<1.0	U	<1.0	U	<1.0	U	<1.0	U	<1.0	U	<1.0	U	<1.0	U	<1.0	U
1,4-Dichlorobenzene	8260	<1.0	U	<1.0	U	<1.0	U	<1.0	U	<1.0	U	<1.0	U	<1.0	U	<1.0	U	<1.0	U
Acetone	8260	<5.0	U	<5.0	U	<5.0	U	<5.0	U	<5.0	U	<5.0	U	<5.0	U	<5.0	U	<5.0	U
Acrylonitrile	8260	<5.0	U	<5.0	U	<5.0	U	<5.0	U	<5.0	U	<2.0	U	<2.0	U	<2.0	U	<50.0	U
Benzene	8260	<1.0	U	2.1		<1.0	U	<1.0	U	<1.0	U	<1.0	U	<1.0	U	<1.0	U	<1.0	U
Bromochloromethane	8260	<1.0	U	<1.0	U	<1.0	U	<1.0	U	<1.0	U	<1.0	U	<1.0	U	<1.0	U	<1.0	U
Bromodichloromethane	8260	<1.0	U	<1.0	U	<1.0	U	<1.0	U	<1.0	U	<1.0	U	<1.0	U	<1.0	U	<1.0	U
Bromoform	8260	<1.0	U	<1.0	U	<1.0	U	<1.0	U	<1.0	U	<1.0	U	<1.0	U	<1.0	U	<1.0	U
Bromomethane	8260	<1.0	U	<1.0	U	<1.0	U	<1.0	U	<5.0	U	<1.0	U	<1.0	U	<1.0	U	<1.0	U
Carbon disulfide	8260	<1.0	U	<1.0	U	<1.0	U	<1.0	U	<1.0	U	<1.0	U	<1.0	U	<1.0	U	<1.0	U
Carbon Tetrachloride	8260	<1.0	U	<1.0	U	<1.0	U	<1.0	U	<1.0	U	<1.0	V6, U	<1.0	U	<1.0	U	<1.0	U
Chlorobenzene	8260	<1.0	U	<1.0	U	<1.0	U	<1.0	U	<1.0	U	<1.0	U	<1.0	U	<1.0	U	<1.0	U
Chloroethane	8260	<1.0	U	<1.0	U	<1.0	U	<1.0	U	<1.0	U	<1.0	U	<1.0	U	<1.0	U	<1.0	U
Chloroform	8260	<1.0	U	<1.0	U	<1.0	U	<1.0	U	<1.0	U	<1.0	U	<1.0	U	<1.0	U	<1.0	U
Chloromethane	8260	<1.0	U	<1.0	U	<1.0	U	<1.0	U	<1.0	U	<1.0	V6, U	<1.0	U	<1.0	U	<1.0	U
cis-1,2-Dichloroethylene (DCE)	8260	<1.0	U	<1.0	U	<1.0	U	<1.0	U	<1.0	U	<1.0	U	<1.0	U	<1.0	U	<1.0	U
cis-1,3-Dichloropropylene	8260	<1.0	U	<1.0	U	<1.0	U	<1.0	U	<1.0	U	<1.0	U	<1.0	U	<1.0	U	<1.0	U
Dibromochloromethane	8260	<1.0	U	<1.0	U	<1.0	U	<1.0	U	<1.0	U	<1.0	U	<1.0	U	<1.0	U	<1.0	U
Dibromomethane	8260	<1.0	U	<1.0	U	<1.0	U	<1.0	U	<2.0	U	<1.0	U	<1.0	U	<1.0	U	<1.0	U
Ethylbenzene	8260	<1.0	U	<1.0	U	<1.0	U	<1.0	U	<1.0	U	<1.0	U	<1.0	U	<1.0	U	<1.0	U
Hexachlorobutadiene	8260	<1.0	U	<1.0	U	<1.0	U	<1.0	U	<1.0	U	<5.0	U	<1.0	U	<1.0	U	<1.0	U
Iodomethane	8260	<1.0	U	<1.0	U	<1.0	U	<1.0	U	<1.0	U	<1.0	U	<1.0	U	<1.0	U	<1.0	U
Methyl Butyl Ketone (2-Hexanone)	8260	<5.0	U	<5.0	U	<5.0	U	<5.0	U	<5.0	U	<5.0	U	<5.0	U	<5.0	U	<5.0	U
Methyl Ethyl Ketone (2-Butanone)	8260	<5.0	U	<5.0	U	<5.0	U	<5.0	U	<5.0	U	<5.0	U	<5.0	U	<5.0	U	<5.0	U
Methyl Isobutyl Ketone	8260	<5.0	U	<5.0	U	<5.0	U	<5.0	U	<5.0	U	<5.0	U	<5.0	U	<5.0	U	<5.0	U
Methylene Chloride	8260	<1.0	U	<1.0	U	<1.0	U	<2.0	U	<5.0	U	<1.0	U	<1.0	U	<1.0	U	<1.0	U
Methyl-tert-Butyl Ether	8260	<1.0	U	<1.0	U	<1.0	U	<1.0	U	<1.0	U	<1.0	U	<1.0	U	<1.0	U	<1.0	U
Styrene	8260	<1.0	U	<1.0	U	<1.0	U	<1.0	U	<1.0	U	<1.0	U	<1.0	U	<1.0	U	<1.0	U
Toluene	8260	<1.0	U	2.9		<1.0	U	<1.0	U	<1.0	U	<1.0	U	<1.0	U	<1.0	U	<1.0	U
Total Xylenes	8260	<3.0	U	<3.0	U	<3.0	U	<3.0	U	<3.0	U	<1.0	U	<3.0	U	<1.0	U	<1.0	U
trans-1,2-Dichloroethylene	8260	<1.0	U	<1.0	U	<1.0	U	<1.0	U	<1.0	U	<1.0	U	<1.0	U	<1.0	U	<1.0	U
trans-1,3-Dichloropropylene	8260	<1.0	U	<1.0	U	<1.0	U	<1.0	U	<1.0	U	<1.0	U	<1.0	U	<1.0	U	<1.0	U
trans-1,4-Dichloro-2-butene	8260	<1.0	U	<1.0	U	<1.0	U	<1.0	U	<1.0	U	<5.0	U	<1.0	U	<1.0	U	<1.0	U
Trichlorofluoromethane	8260	<1.0	U	<1.0	U	<1.0	U	<1.0	U	<1.0	U	<1.0	L3, U	<1.0	U	<1.0	U	<1.0	U
Vinyl acetate	8260	<1.0	U	<1.0	U	<1.0	U	<1.0	U	<1.0	U	<1.0	U	<1.0	U	<1.0	U	<1.0	U
Vinyl chloride	8260	<1.0	U	<1.0	U	<1.0	U	<1.0	U	<1.0	U	<1.0	U	<1.0	U	<1.0	U	<1.0	U

Table Notes:
 ND - Not Detected
 Data qualifiers and units are listed on the first page of this appendix

Highlighted Values Indicate PAL Exceedances

Grey's Landfill
Volatile Organic Compounds (VOCs) - Groundwater Monitoring Wells Analytical Results

Chemical Analyte	EPA Method	Well GL-08 (-3)																	
		Sampling Date 7/9/2009		Sampling Date 10/14/2009		Sampling Date 3/25/2010		Sampling Date 6/3/2010		Sampling Date 3/23/2011		Sampling Date 3/20/2013		Sampling Date 9/26/2013		Sampling Date 3/26/2014		Sampling Date 12/16/2014	
		Result (ug/L)	Qualifier	Result (ug/L)	Qualifier	Result (ug/L)	Qualifier	Result (ug/L)	Qualifier	Result (ug/L)	Qualifier	Result (ug/L)	Qualifier	Result (ug/L)	Qualifier	Result (ug/L)	Qualifier	Result (ug/L)	Qualifier
1,1,1,2-Tetrachloroethane	8260	<1.0	U	<1.0	U	<5.0	E3, U, D	<200	U, D	<50	U, D	<1.0		<1.0		<50.0		<50.0	
1,1,1-Trichloroethane	8260	<1.0	U	<1.0	U	<5.0	E3, U, D	<200	U, D	<50	U, D	<1.0		<1.0		<50.0		<50.0	
1,1,2,2-Tetrachloroethane	8260	<1.0	U	<1.0	U	<5.0	E3, U, D	<200	U, D	<50	U, D	<1.0		<1.0		<50.0		<50.0	
1,1,2,2-Tetrachloroethylene (PCE)	8260	<1.0	U	<1.0	U	<5.0	E3, U, D	<200	U, D	<50	U, D	<1.0		<1.0		<50.0		<50.0	
1,1,2-Trichloroethane	8260	<1.0	U	<1.0	U	<5.0	E3, U, D	<200	U, D	<50	U, D	<1.0		<1.0		<50.0		<50.0	
1,1,2-Trichloroethylene (TCE)	8260	<1.0	U	<1.0	U	<5.0	E3, U, D	<200	U, D	<50	U, D	<1.0		<1.0		<50.0		<50.0	
1,1-Dichloroethane	8260	1.6		1.8		<5.0	E3, U, D	<200	U, D	<50	U, D	1.7		1.3		<50.0		<50.0	
1,1-Dichloroethylene	8260	<1.0	U	<1.0	U	<5.0	E3, U, D	<200	U, D	<50	U, D	<1.0		<1.0		<50.0		<50.0	
1,2,3-Trichloropropane	8260	<1.0	U	<1.0	U	<5.0	E3, U, D	<200	U, D	<50	U, D	<1.0		<1.0		<50.0		<50.0	
1,2-Dibromo-3-chloropropane	8260	<1.0	U	<1.0	U	<5.0	E3, U, D	<200	U, D	<250	U, D	<1.0		<1.0		<50.0		<50.0	
1,2-Dibromoethane	8260	<1.0	U	<1.0	U	<5.0	E3, U, D	<200	U, D	<50	U, D	<1.0		<1.0		<50.0		<50.0	
1,2-Dichlorobenzene	8260	<1.0	U	<1.0	U	<5.0	E3, U, D	<200	U, D	<50	U, D	<1.0		<1.0		<50.0		<50.0	
1,2-Dichloroethane	8260	<1.0	U	<1.0	U	<5.0	E3, U, D	<200	U, D	<50	U, D	<1.0		<1.0		<50.0		<50.0	
1,2-Dichloropropane	8260	<1.0	U	<1.0	U	<5.0	E3, U, D	<200	U, D	<50	U, D	<1.0		<1.0		<50.0		<50.0	
1,4-Dichlorobenzene	8260	<1.0	U	<1.0	U	<5.0	E3, U, D	<200	U, D	<50	U, D	<1.0		<1.0		<50.0		<50.0	
Acetone	8260	<5.0	U	<5.0	U	<25	E3, U, D	<1000	U, D	<1200	U, D	13.1		8.6		<50.0		<50.0	
Acrylonitrile	8260	<5.0	U	<5.0	U	<25	E3, U, D	<1000	U, D	<250	U, D	<2.0		<2.0		<50.0		<50.0	
Benzene	8260	160		140		220	E3, D	160	J, D	190	D	168		117		155		213	
Bromochloromethane	8260	<1.0	U	<1.0	U	<5.0	E3, U, D	<200	U, D	<50	U, D	<1.0		<1.0		<50.0		<50.0	
Bromodichloromethane	8260	<1.0	U	<1.0	U	<5.0	E3, U, D	<200	U, D	<50	U, D	<1.0		<1.0		<50.0		<50.0	
Bromoform	8260	<1.0	U	<1.0	U	<5.0	E3, U, D	<200	U, D	<50	U, D	<1.0		<1.0		<50.0		<50.0	
Bromomethane	8260	<1.0	U	<1.0	U	<5.0	E3, U, D	<200	U, D	<250	R2, U, D	<1.0		<1.0		<50.0		<50.0	
Carbon disulfide	8260	<1.0	U	<1.0	U	<5.0	E3, U, D	<200	U, D	<50	U, D	<1.0		<1.0		<50.0		<50.0	
Carbon Tetrachloride	8260	<1.0	U	<1.0	U	<5.0	E3, U, D	<200	U, D	<50	U, D	<1.0		<1.0		<50.0		<50.0	
Chlorobenzene	8260	<1.0	U	<1.0	U	<5.0	E3, U, D	<200	U, D	<50	U, D	<1.0		<1.0		<50.0		<50.0	
Chloroethane	8260	<1.0	U	<1.0	U	<5.0	E3, U, D	<200	U, D	<50	U, D	<1.0		<1.0		<50.0		<50.0	
Chloroform	8260	<1.0	U	<1.0	U	<5.0	E3, U, D	<200	U, D	<50	U, D	<1.0		<1.0		<50.0		<50.0	
Chloromethane	8260	<1.0	U	<1.0	U	<5.0	E3, U, D	<200	U, D	<50	U, D	<1.0		<1.0		<50.0		<50.0	
cis-1,2-Dichloroethylene (DCE)	8260	<1.0	U	<1.0	U	<5.0	E3, U, D	<200	U, D	<50	U, D	<1.0		<1.0		<50.0		<50.0	
cis-1,3-Dichloropropylene	8260	<1.0	U	<1.0	U	<5.0	E3, U, D	<200	U, D	<50	U, D	<1.0		<1.0		<50.0		<50.0	
Dibromochloromethane	8260	<1.0	U	<1.0	U	<5.0	E3, U, D	<200	U, D	<50	U, D	<1.0		<1.0		<50.0		<50.0	
Dibromomethane	8260	<1.0	U	<1.0	U	<5.0	E3, U, D	<200	U, D	<100	U, D	<1.0		<1.0		<50.0		<50.0	
Ethylbenzene	8260	4.6		3.6		5.8	E3, D	<200	U, D	<50	U, D	7.8		3.6		<50.0		<50.0	
Hexachlorobutadiene	8260	<1.0	U	<1.0	U	<5.0	E3, U, D	<200	U, D	<250	U, D	<1.0		<1.0		<50.0		<50.0	
Iodomethane	8260	<1.0	U	<1.0	U	<5.0	E3, U, D	<200	U, D	<50	U, D	<1.0		<1.0		<50.0		<50.0	
Methyl Butyl Ketone (2-Hexanone)	8260	<5.0	U	<5.0	U	<25	E3, U, D	<1000	U, D	<250	U, D	6.5		<5.0		<50.0		<50.0	
Methyl Ethyl Ketone (2-Butanone)	8260	9.3		<5.0	U	<25	E3, U, D	<1000	U, D	<250	U, D	<5.0		<5.0		<250		<250	
Methyl Isobutyl Ketone	8260	<5.0	U	<5.0	U	<25	E3, U, D	<1000	U, D	<250	U, D	5.6		<5.0		<250		<250	
Methylene Chloride	8260	<1.0	U	<1.0	U	<5.0	E3, U, D	<400	U, D	<250	U, D	<1.0		<1.0		<50		<50	
Methyl-tert-Butyl Ether	8260	<1.0	U	<1.0	U	<5.0	E3, U, D	<200	U, D	<50	U, D	<1.0		<1.0		<50		<50	
Styrene	8260	<1.0	U	<1.0	U	<5.0	E3, U, D	<200	U, D	<50	U, D	<1.0		<1.0		<50		<50	
Toluene	8260	280	D			930	E3, D	390	D	600	D	386		248		474		707	
Total Xylenes	8260	91		67		138	E3, U, D	360	J, D	150	D	152		62		94.6		182	
trans-1,2-Dichloroethylene	8260	<1.0	U	<1.0	U	<5.0	E3, U, D	<200	U, D	<50	U, D	<1.0		<1.0		<50		<50	
trans-1,3-Dichloropropylene	8260	<1.0	U	<1.0	U	<5.0	E3, U, D	<200	U, D	<50	U, D	<1.0		<1.0		<50		<50	
trans-1,4-Dichloro-2-butene	8260	<1.0	U	<1.0	U	<5.0	E3, U, D	<200	U, D	<250	U, D	<1.0		<1.0		<50		<50	
Trichlorofluoromethane	8260	<1.0	U	<1.0	U	<5.0	E3, U, D	<200	U, D	<50	U, D	<1.0		<1.0		<50		<50	
Vinyl acetate	8260	<1.0	U	<1.0	U	<5.0	E3, U, D	<200	U, D	<50	U, D	<1.0		<1.0		<50		<50	
Vinyl chloride	8260	<1.0	U	<1.0	U	<5.0	E3, U, D	<200	U, D	<50	U, D	<1.0		<1.0		<50		<50	

Table Notes:
 ND - Not Detected
 Data qualifiers and units are listed on the first page of this appendix

Highlighted Values Indicate PAL Exceedances

Grey's Landfill
Volatile Organic Compounds (VOCs) - Groundwater Monitoring Wells Analytical Results

Chemical Analyte	EPA Method	Well GL-09 (-20)																	
		Sampling Date 7/13/2009		Sampling Date 10/26/2009		Sampling Date 3/29/2010		Sampling Date 6/9/2010		Sampling Date 3/23/2011		Sampling Date 3/21/2013		Sampling Date 9/26/2013		Sampling Date 3/26/2014		Sampling Date 12/8/2014	
		Result (ug/L)	Qualifier	Result (ug/L)	Qualifier	Result (ug/L)	Qualifier	Result (ug/L)	Qualifier	Result (ug/L)	Qualifier	Result (ug/L)	Qualifier	Result (ug/L)	Qualifier	Result (ug/L)	Qualifier	Result (ug/L)	Qualifier
1,1,1,2-Tetrachloroethane	8260	<1.0	U	<1.0	U	<1.0	U	<1.0	U	<1.0	U	<1.0	U	<1.0	U	<1.0	U	<1.0	U
1,1,1-Trichloroethane	8260	<1.0	U	<1.0	U	<1.0	U	<1.0	U	<1.0	U	<1.0	U	<1.0	U	<1.0	U	<1.0	U
1,1,2,2-Tetrachloroethane	8260	<1.0	U	<1.0	U	<1.0	U	<1.0	U	<1.0	U	<1.0	U	<1.0	U	<1.0	U	<1.0	U
1,1,2,2-Tetrachloroethylene (PCE)	8260	<1.0	U	<1.0	U	<1.0	U	<1.0	U	<1.0	U	<1.0	U	<1.0	U	<1.0	U	<1.0	U
1,1,2-Trichloroethane	8260	<1.0	U	<1.0	U	<1.0	U	<1.0	U	<1.0	U	<1.0	U	<1.0	U	<1.0	U	<1.0	U
1,1,2-Trichloroethylene (TCE)	8260	<1.0	U	<1.0	U	<1.0	U	<1.0	U	<1.0	U	<1.0	U	<1.0	U	<1.0	U	<1.0	U
1,1-Dichloroethane	8260	<1.0	U	<1.0	U	<1.0	U	<1.0	U	<1.0	U	<1.0	U	<1.0	U	<1.0	U	<1.0	U
1,1-Dichloroethylene	8260	<1.0	U	<1.0	U	<1.0	U	<1.0	U	<1.0	U	<1.0	U	<1.0	U	<1.0	U	<1.0	U
1,2,3-Trichloropropane	8260	<1.0	U	<1.0	U	<1.0	U	<1.0	U	<1.0	U	<1.0	U	<1.0	U	<1.0	U	<1.0	U
1,2-Dibromo-3-chloropropane	8260	<1.0	U	<1.0	U	<1.0	U	<1.0	U	<5.0	M3, U	<1.0	U	<1.0	U	<1.0	U	<1.0	U
1,2-Dibromoethane	8260	<1.0	U	<1.0	U	<1.0	U	<1.0	U	<1.0	U	<1.0	U	<1.0	U	<1.0	U	<1.0	U
1,2-Dichlorobenzene	8260	<1.0	U	<1.0	U	<1.0	U	<1.0	U	<1.0	U	<1.0	U	<1.0	U	<1.0	U	<1.0	U
1,2-Dichloroethane	8260	<1.0	U	<1.0	U	<1.0	U	<1.0	U	<1.0	V1, U	<1.0	U	<1.0	U	<1.0	U	<1.0	U
1,2-Dichloropropane	8260	<1.0	U	<1.0	U	<1.0	U	<1.0	U	<1.0	U	<1.0	U	<1.0	U	<1.0	U	<1.0	U
1,4-Dichlorobenzene	8260	<1.0	U	<1.0	U	<1.0	U	<1.0	U	<1.0	U	<1.0	U	<1.0	U	<1.0	U	<1.0	U
Acetone	8260	<5.0	U	<5.0	U	<5.0	U	<5.0	U	<5.0	M3, U	<5.0	U	<5.0	U	<5.0	U	<5.0	U
Acrylonitrile	8260	<5.0	U	<5.0	U	<5.0	U	<5.0	U	<5.0	U	<2.0	U	<2.0	U	<2.0	U	<2.0	U
Benzene	8260	<1.0	U	<1.0	U	<1.0	U	<1.0	U	<1.0	U	<1.0	U	<1.0	U	<1.0	U	<1.0	U
Bromochloromethane	8260	<1.0	U	<1.0	U	<1.0	U	<1.0	U	<1.0	U	<1.0	U	<1.0	U	<1.0	U	<1.0	U
Bromodichloromethane	8260	<1.0	U	<1.0	U	<1.0	U	<1.0	U	<1.0	U	<1.0	U	<1.0	U	<1.0	U	<1.0	U
Bromoform	8260	<1.0	U	<1.0	U	<1.0	U	<1.0	U	<1.0	U	<1.0	U	<1.0	U	<1.0	U	<1.0	U
Bromomethane	8260	<1.0	U	<1.0	U	<1.0	U	<1.0	U	<5.0	V6, U	<1.0	U	<1.0	U	<1.0	U	<1.0	U
Carbon disulfide	8260	<1.0	U	<1.0	U	<1.0	U	<1.0	U	<1.0	U	<1.0	U	<1.0	U	<1.0	U	<1.0	U
Carbon Tetrachloride	8260	<1.0	U	<1.0	U	<1.0	U	<1.0	U	<1.0	M10, V6,	<1.0	U	<1.0	U	<1.0	U	<1.0	U
Chlorobenzene	8260	<1.0	U	<1.0	U	<1.0	U	<1.0	U	<1.0	U	<1.0	U	<1.0	U	<1.0	U	<1.0	U
Chloroethane	8260	<1.0	U	<1.0	U	<1.0	U	<1.0	U	<1.0	U	<1.0	U	<1.0	U	<1.0	U	<1.0	U
Chloroform	8260	<1.0	U	<1.0	U	<1.0	U	<1.0	U	<1.0	U	<1.0	U	<1.0	U	<1.0	U	<1.0	U
Chloromethane	8260	<1.0	U	<1.0	U	<1.0	U	<1.0	U	<1.0	V1, U	<1.0	U	<1.0	U	<1.0	U	<1.0	U
cis-1,2-Dichloroethylene (DCE)	8260	<1.0	U	<1.0	U	<1.0	U	<1.0	U	<1.0	U	<1.0	U	<1.0	U	<1.0	U	<1.0	U
cis-1,3-Dichloropropylene	8260	<1.0	U	<1.0	U	<1.0	U	<1.0	U	<1.0	U	<1.0	U	<1.0	U	<1.0	U	<1.0	U
Dibromochloromethane	8260	<1.0	U	<1.0	U	<1.0	U	<1.0	U	<1.0	U	<1.0	U	<1.0	U	<1.0	U	<1.0	U
Dibromomethane	8260	<1.0	U	<1.0	U	<1.0	U	<1.0	U	<2.0	U	<1.0	U	<1.0	U	<1.0	U	<1.0	U
Ethylbenzene	8260	<1.0	U	<1.0	U	<1.0	U	<1.0	U	<1.0	U	<1.0	U	<1.0	U	<1.0	U	<1.0	U
Hexachlorobutadiene	8260	<1.0	U	<1.0	U	<1.0	U	<1.0	U	<1.0	U	<5.0	U	<1.0	U	<1.0	U	<1.0	U
Iodomethane	8260	<1.0	U	<1.0	U	<1.0	L3, U	<1.0	U	<1.0	U	<1.0	U	<1.0	U	<1.0	U	<1.0	U
Methyl Butyl Ketone (2-Hexanone)	8260	<5.0	U	<5.0	U	<5.0	U	<5.0	U	<5.0	V1, U	<5.0	U	<5.0	U	<1.0	U	<5.0	U
Methyl Ethyl Ketone (2-Butanone)	8260	<5.0	U	<5.0	U	<5.0	U	<5.0	U	<5.0	M3, U	<5.0	U	<5.0	U	<1.0	U	<5.0	U
Methyl Isobutyl Ketone	8260	<5.0	U	<5.0	U	<5.0	U	<5.0	U	<5.0	V1, U	<5.0	U	<5.0	U	<1.0	U	<5.0	U
Methylene Chloride	8260	<1.0	U	<1.0	U	<1.0	U	<2.0	U	<5.0	U	<1.0	U	<1.0	U	<1.0	U	<1.0	U
Methyl-tert-Butyl Ether	8260	<1.0	U	<1.0	U	<1.0	U	<1.0	U	<1.0	U	<1.0	U	<1.0	U	<1.0	U	<1.0	U
Styrene	8260	<1.0	U	<1.0	U	<1.0	U	<1.0	U	<1.0	U	<1.0	U	<1.0	U	<1.0	U	<1.0	U
Toluene	8260	<1.0	U	<1.0	U	<1.0	U	<1.0	U	<1.0	U	<1.0	U	<1.0	U	<1.0	U	<1.0	U
Total Xylenes	8260	<3.0	U	<3.0	U	<3.0	U	<3.0	U	<3.0	U	<1.0	U	<3.0	U	<1.0	U	<1.0	U
trans-1,2-Dichloroethylene	8260	<1.0	U	<1.0	U	<1.0	U	<1.0	U	<1.0	U	<1.0	U	<1.0	U	<1.0	U	<1.0	U
trans-1,3-Dichloropropylene	8260	<1.0	U	<1.0	U	<1.0	U	<1.0	U	<1.0	U	<1.0	U	<1.0	U	<1.0	U	<1.0	U
trans-1,4-Dichloro-2-butene	8260	<1.0	U	<1.0	U	<1.0	U	<1.0	U	<1.0	U	<5.0	V1, U	<1.0	U	<1.0	U	<1.0	U
Trichlorofluoromethane	8260	<1.0	U	<1.0	U	<1.0	U	<1.0	U	<1.0	M10, U	<1.0	U	<1.0	U	<1.0	U	<1.0	U
Vinyl acetate	8260	<1.0	U	<1.0	U	<1.0	L3, U	<1.0	U	<1.0	U	<1.0	U	<1.0	U	<1.0	U	<1.0	U
Vinyl chloride	8260	<1.0	U	<1.0	U	<1.0	U	<1.0	U	<1.0	U	<1.0	U	<1.0	U	<1.0	U	<1.0	U

Table Notes:
 ND - Not Detected
 Data qualifiers and units are listed on the first page of this appendix

Highlighted Values Indicate PAL Exceedances

Grey's Landfill
Volatile Organic Compounds (VOCs) - Groundwater Monitoring Wells Analytical Results

Chemical Analyte	EPA Method	Well GL-09 (-2)																	
		Sampling Date 7/13/2009		Sampling Date 10/26/2009		Sampling Date 3/29/2010		Sampling Date 6/9/2010		Sampling Date 3/23/2011		Sampling Date 3/21/2013		Sampling Date 9/26/2013		Sampling Date 3/26/2014		Sampling Date 3/26/2014	
		Result (ug/L)	Qualifier	Result (ug/L)	Qualifier	Result (ug/L)	Qualifier	Result (ug/L)	Qualifier	Result (ug/L)	Qualifier	Result (ug/L)	Qualifier	Result (ug/L)	Qualifier	Result (ug/L)	Qualifier	Result (ug/L)	Qualifier
1,1,1,2-Tetrachloroethane	8260	<1.0	U	<1.0	U	<1.0	U	<1.0	U	<1.0	U	<1.0	U	<1.0	U	<1.0	U	<1.0	U
1,1,1-Trichloroethane	8260	<1.0	U	<1.0	U	<1.0	U	<1.0	U	<1.0	U	<1.0	U	<1.0	U	<1.0	U	<1.0	U
1,1,2,2-Tetrachloroethane	8260	<1.0	U	<1.0	U	<1.0	U	<1.0	U	<1.0	U	<1.0	U	<1.0	U	<1.0	U	<1.0	U
1,1,2,2-Tetrachloroethylene (PCE)	8260	<1.0	U	<1.0	U	<1.0	U	<1.0	U	<1.0	U	<1.0	U	<1.0	U	<1.0	U	<1.0	U
1,1,2-Trichloroethane	8260	<1.0	U	<1.0	U	<1.0	U	<1.0	U	<1.0	U	<1.0	U	<1.0	U	<1.0	U	<1.0	U
1,1,2-Trichloroethylene (TCE)	8260	<1.0	U	<1.0	U	<1.0	U	<1.0	U	<1.0	U	<1.0	U	<1.0	U	<1.0	U	<1.0	U
1,1-Dichloroethane	8260	<1.0	U	<1.0	U	<1.0	U	<1.0	U	<1.0	U	<1.0	U	<1.0	U	<1.0	U	<1.0	U
1,1-Dichloroethylene	8260	<1.0	U	<1.0	U	<1.0	U	<1.0	U	<1.0	U	<1.0	U	<1.0	U	<1.0	U	<1.0	U
1,2,3-Trichloropropane	8260	<1.0	U	<1.0	U	<1.0	U	<1.0	U	<1.0	U	<1.0	R2, U	<1.0	U	<1.0	U	<1.0	U
1,2-Dibromo-3-chloropropane	8260	<1.0	U	<1.0	U	<1.0	U	<1.0	U	<5.0	U	<1.0	U	<1.0	U	<1.0	U	<1.0	U
1,2-Dibromoethane	8260	<1.0	U	<1.0	U	<1.0	U	<1.0	U	<1.0	U	<1.0	U	<1.0	U	<1.0	U	<1.0	U
1,2-Dichlorobenzene	8260	<1.0	U	<1.0	U	<1.0	U	<1.0	U	<1.0	U	<1.0	U	<1.0	U	<1.0	U	<1.0	U
1,2-Dichloroethane	8260	<1.0	U	<1.0	U	<1.0	U	<1.0	U	<1.0	U	<1.0	U	<1.0	U	<1.0	U	<1.0	U
1,2-Dichloropropane	8260	<1.0	U	<1.0	U	<1.0	U	<1.0	U	<1.0	U	<1.0	U	<1.0	U	<1.0	U	<1.0	U
1,4-Dichlorobenzene	8260	<1.0	U	<1.0	U	<1.0	U	<1.0	U	<1.0	U	<1.0	U	<1.0	U	<1.0	U	<1.0	U
Acetone	8260	110		440		19		82		140		121		44.2		87.1		229	
Acrylonitrile	8260	<5.0	U	<5.0	U	<5.0	U	<5.0	U	<5.0	U	<2.0	U	<2.0	U	<2.0	U	<2.0	U
Benzene	8260	1.2		1.1		<1.0	U	0.90	J	0.88	J	1.2		<1.0		<1.0		1.6	
Bromochloromethane	8260	<1.0	U	<1.0	U	<1.0	U	<1.0	U	<1.0	U	<1.0	U	<1.0	U	<1.0	U	<1.0	U
Bromodichloromethane	8260	<1.0	U	<1.0	U	<1.0	U	<1.0	U	<1.0	U	<1.0	U	<1.0	U	<1.0	U	<1.0	U
Bromoform	8260	<1.0	U	<1.0	U	<1.0	U	<1.0	U	<1.0	U	<1.0	U	<1.0	U	<1.0	U	<1.0	U
Bromomethane	8260	<1.0	U	<1.0	U	<1.0	U	<1.0	U	<5.0	R2, U	<1.0	U	<1.0	U	<1.0	U	<1.0	U
Carbon disulfide	8260	<1.0	U	<1.0	U	<1.0	U	1.8		<1.0	U	<1.0	U	<1.0	U	<1.0	U	2	
Carbon Tetrachloride	8260	<1.0	U	<1.0	U	<1.0	U	<1.0	U	<1.0	U	<1.0	U	<1.0	U	<1.0	U	<1.0	U
Chlorobenzene	8260	<1.0	U	<1.0	U	<1.0	U	<1.0	U	<1.0	U	<1.0	U	<1.0	U	<1.0	U	<1.0	U
Chloroethane	8260	<1.0	U	<1.0	U	<1.0	U	<1.0	U	<1.0	U	<1.0	U	<1.0	U	<1.0	U	<1.0	U
Chloroform	8260	<1.0	U	<1.0	U	<1.0	U	<1.0	U	<1.0	U	<1.0	U	<1.0	U	<1.0	U	<1.0	U
Chloromethane	8260	<1.0	U	<1.0	U	<1.0	U	<1.0	U	<1.0	U	<1.0	U	<1.0	U	<1.0	U	<1.0	U
cis-1,2-Dichloroethylene (DCE)	8260	<1.0	U	<1.0	U	<1.0	U	<1.0	U	<1.0	U	<1.0	U	<1.0	U	<1.0	U	<1.0	U
cis-1,3-Dichloropropylene	8260	<1.0	U	<1.0	U	<1.0	U	<1.0	U	<1.0	U	<1.0	U	<1.0	U	<1.0	U	<1.0	U
Dibromochloromethane	8260	<1.0	U	<1.0	U	<1.0	U	<1.0	U	<1.0	U	<1.0	U	<1.0	U	<1.0	U	<1.0	U
Dibromomethane	8260	<1.0	U	<1.0	U	<1.0	U	<1.0	U	<2.0	U	<1.0	U	<1.0	U	<1.0	U	<1.0	U
Ethylbenzene	8260	<1.0	U	<1.0	U	<1.0	U	<1.0	U	<1.0	U	<1.0	U	<1.0	U	<1.0	U	<1.0	U
Hexachlorobutadiene	8260	<1.0	U	<1.0	U	<1.0	U	<1.0	U	<5.0	U	<1.0	U	<1.0	U	<1.0	U	<1.0	U
Iodomethane	8260	<1.0	U	<1.0	U	<1.0	L3, U	<1.0	U	<1.0	V1, U	<1.0	U	<1.0	U	<1.0	U	<1.0	U
Methyl Butyl Ketone (2-Hexanone)	8260	<5.0	U	<5.0	U	<5.0	U	<5.0	U	<5.0	U	6.4		<5.0		<5.0		<5.0	
Methyl Ethyl Ketone (2-Butanone)	8260	17		68		3.2	J	8.3		20		19		7.2		14.5		24	
Methyl Isobutyl Ketone	8260	<5.0	U	<5.0	U	<5.0	U	<5.0	U	<5.0	U	5.9		<5.0		<5.0		<5.0	
Methylene Chloride	8260	<1.0	U	<1.0	U	<1.0	U	<2.0	U	<5.0	U	<1.0	U	<1.0	U	<1.0	U	<1.0	U
Methyl-tert-Butyl Ether	8260	<1.0	U	<1.0	U	<1.0	U	<1.0	U	<1.0	U	<1.0	U	<1.0	U	<1.0	U	<1.0	U
Styrene	8260	<1.0	U	<1.0	U	<1.0	U	<1.0	U	<1.0	U	<1.0	U	<1.0	U	<1.0	U	<1.0	U
Toluene	8260	2.7		2.8		<1.0	U	2.7		1.6		3.1		2.4		2.0		4.3	
Total Xylenes	8260	<3.0	U	<3.0	U	<3.0	U	5.8		0.69	J	<1.0	U	<3.0	U	<1.0	U	<1.0	U
trans-1,2-Dichloroethylene	8260	<1.0	U	<1.0	U	<1.0	U	<1.0	U	<1.0	U	<1.0	U	<1.0	U	<1.0	U	<1.0	U
trans-1,3-Dichloropropylene	8260	<1.0	U	<1.0	U	<1.0	U	<1.0	U	<1.0	U	<1.0	U	<1.0	U	<1.0	U	<1.0	U
trans-1,4-Dichloro-2-butene	8260	<1.0	U	<1.0	U	<1.0	U	<1.0	U	<5.0	U	<1.0	U	<1.0	U	<1.0	U	<1.0	U
Trichlorofluoromethane	8260	<1.0	U	<1.0	U	<1.0	U	<1.0	U	<1.0	U	<1.0	U	<1.0	U	<1.0	U	<1.0	U
Vinyl acetate	8260	<1.0	U	<1.0	U	<1.0	L3, U	<1.0	U	<1.0	U	<1.0	U	<1.0	U	<1.0	U	<1.0	U
Vinyl chloride	8260	<1.0	U	<1.0	U	<1.0	U	<1.0	U	<1.0	U	<1.0	U	<1.0	U	<1.0	U	<1.0	U

Table Notes:
 ND - Not Detected
 Data qualifiers and units are listed on the first page of this appendix

Highlighted Values Indicate PAL Exceedances

Grey's Landfill
Volatile Organic Compounds (VOCs) - Groundwater Monitoring Wells Analytical Results

Chemical Analyte	EPA Method	Well GL-11 (-1)															
		Sampling Date		Sampling Date		Sampling Date		Sampling Date		Sampling Date		Sampling Date		Sampling Date		Sampling Date	
		7/9/2009	10/22/2009	3/29/2010	6/9/2010	3/23/2011	3/20/2013	9/26/2013	3/26/2014	3/26/2014	3/26/2014	3/26/2014	3/26/2014	3/26/2014	3/26/2014	3/26/2014	
		Result (ug/L)	Qualifier	Result (ug/L)	Qualifier	Result (ug/L)	Qualifier	Result (ug/L)	Qualifier	Result (ug/L)	Qualifier	Result (ug/L)	Qualifier	Result (ug/L)	Qualifier	Result (ug/L)	Qualifier
1,1,1,2-Tetrachloroethane	8260	<1.0	U	<1.0	U	<1.0	U	<1.0	U	<1.0	U	<1.0	U	<1.0	U	<1.0	U
1,1,1-Trichloroethane	8260	<1.0	U	<1.0	U	<1.0	U	<1.0	U	<1.0	U	<1.0	U	<1.0	U	<1.0	U
1,1,2,2-Tetrachloroethane	8260	<1.0	U	<1.0	U	<1.0	U	<1.0	U	<1.0	U	<1.0	U	<1.0	U	<1.0	U
1,1,2,2-Tetrachloroethylene (PCE)	8260	<1.0	U	<1.0	U	<1.0	U	<1.0	U	<1.0	U	<1.0	U	<1.0	U	<1.0	U
1,1,2-Trichloroethane	8260	<1.0	U	<1.0	U	<1.0	U	<1.0	U	<1.0	U	<1.0	U	<1.0	U	<1.0	U
1,1,2-Trichloroethylene (TCE)	8260	<1.0	U	<1.0	U	<1.0	U	<1.0	U	<1.0	U	<1.0	U	<1.0	U	<1.0	U
1,1-Dichloroethane	8260	<1.0	U	<1.0	U	<1.0	U	<1.0	U	<1.0	U	<1.0	U	<1.0	U	<1.0	U
1,1-Dichloroethylene	8260	<1.0	U	<1.0	U	<1.0	U	<1.0	U	<1.0	U	<1.0	U	<1.0	U	<1.0	U
1,2,3-Trichloropropane	8260	<1.0	U	<1.0	U	<1.0	U	<1.0	U	<1.0	U	<1.0	U	<1.0	U	<1.0	U
1,2-Dibromo-3-chloropropane	8260	<1.0	U	<1.0	U	<1.0	U	<1.0	U	<5.0	U	<1.0	U	<1.0	U	<1.0	U
1,2-Dibromoethane	8260	<1.0	U	<1.0	U	<1.0	U	<1.0	U	<1.0	U	<1.0	U	<1.0	U	<1.0	U
1,2-Dichlorobenzene	8260	<1.0	U	<1.0	U	<1.0	U	<1.0	U	<1.0	U	<1.0	U	<1.0	U	<1.0	U
1,2-Dichloroethane	8260	<1.0	U	<1.0	U	<1.0	U	<1.0	U	<1.0	V1, U	<1.0	U	<1.0	U	<1.0	U
1,2-Dichloropropane	8260	<1.0	U	<1.0	U	<1.0	U	<1.0	U	<1.0	U	<1.0	U	<1.0	U	<1.0	U
1,4-Dichlorobenzene	8260	<1.0	U	<1.0	U	<1.0	U	<1.0	U	<1.0	U	<1.0	U	<1.0	U	<1.0	U
Acetone	8260	<5.0	U	<5.0	U	<5.0	U	<5.0	U	<25	U	<5.0	U	<5.0	U	<5.0	U
Acrylonitrile	8260	<5.0	U	<5.0	U	<5.0	U	<5.0	U	<5.0	U	<2.0	U	<2.0	U	<2.0	U
Benzene	8260	<1.0	U	36		<1.0	U	<1.0	U	<1.0	U	<1.0	U	<1.0	U	<1.0	U
Bromochloromethane	8260	<1.0	U	<1.0	U	<1.0	U	<1.0	U	<1.0	U	<1.0	U	<1.0	U	<1.0	U
Bromodichloromethane	8260	<1.0	U	<1.0	U	<1.0	U	<1.0	U	<1.0	U	<1.0	U	<1.0	U	<1.0	U
Bromoform	8260	<1.0	U	<1.0	U	<1.0	U	<1.0	U	<1.0	U	<1.0	U	<1.0	U	<1.0	U
Bromomethane	8260	<1.0	U	<1.0	U	<1.0	U	<1.0	U	<5.0	U	<1.0	U	<1.0	U	<1.0	U
Carbon disulfide	8260	<1.0	U	<1.0	U	<1.0	U	<1.0	U	<1.0	U	<1.0	U	<1.0	U	<1.0	U
Carbon Tetrachloride	8260	<1.0	U	<1.0	U	<1.0	U	<1.0	U	<1.0	V6, U	<1.0	U	<1.0	U	<1.0	U
Chlorobenzene	8260	<1.0	U	<1.0	U	<1.0	U	<1.0	U	<1.0	U	<1.0	U	<1.0	U	<1.0	U
Chloroethane	8260	<1.0	U	<1.0	U	<1.0	U	<1.0	U	<1.0	U	<1.0	U	<1.0	U	<1.0	U
Chloroform	8260	<1.0	U	<1.0	U	<1.0	U	<1.0	U	<1.0	U	<1.0	U	<1.0	U	<1.0	U
Chloromethane	8260	<1.0	U	<1.0	U	<1.0	U	<1.0	U	<1.0	V6, U	<1.0	U	<1.0	U	<1.0	U
cis-1,2-Dichloroethylene (DCE)	8260	<1.0	U	<1.0	U	<1.0	U	<1.0	U	<1.0	U	<1.0	U	<1.0	U	<1.0	U
cis-1,3-Dichloropropylene	8260	<1.0	U	<1.0	U	<1.0	U	<1.0	U	<1.0	U	<1.0	U	<1.0	U	<1.0	U
Dibromochloromethane	8260	<1.0	U	<1.0	U	<1.0	U	<1.0	U	<1.0	U	<1.0	U	<1.0	U	<1.0	U
Dibromomethane	8260	<1.0	U	<1.0	U	<1.0	U	<1.0	U	<2.0	U	<1.0	U	<1.0	U	<1.0	U
Ethylbenzene	8260	<1.0	U	<1.0	U	<1.0	U	<1.0	U	<1.0	U	<1.0	U	<1.0	U	<1.0	U
Hexachlorobutadiene	8260	<1.0	U	<1.0	U	<1.0	U	<1.0	U	<5.0	U	<1.0	U	<1.0	U	<1.0	U
Iodomethane	8260	<1.0	U	<1.0	U	<1.0	U	<1.0	U	<1.0	U	<1.0	U	<1.0	U	<1.0	U
Methyl Butyl Ketone (2-Hexanone)	8260	<5.0	U	<5.0	U	<5.0	U	<5.0	U	<5.0	U	<5.0	U	<5.0	U	<5.0	U
Methyl Ethyl Ketone (2-Butanone)	8260	<5.0	U	<5.0	U	<5.0	U	<5.0	U	<5.0	U	<5.0	U	<5.0	U	<5.0	U
Methyl Isobutyl Ketone	8260	<5.0	U	<5.0	U	<5.0	U	<5.0	U	<5.0	U	<5.0	U	<5.0	U	<5.0	U
Methylene Chloride	8260	<1.0	U	<1.0	U	<1.0	U	<2.0	U	<5.0	U	<1.0	U	<1.0	U	<1.0	U
Methyl-tert-Butyl Ether	8260	<1.0	U	<1.0	U	<1.0	U	<1.0	U	<1.0	U	<1.0	U	<1.0	U	<1.0	U
Styrene	8260	<1.0	U	<1.0	U	<1.0	U	<1.0	U	<1.0	U	<1.0	U	<1.0	U	<1.0	U
Toluene	8260	<1.0	U	<1.0	U	<1.0	U	<1.0	U	<1.0	U	<1.0	U	<1.0	U	<1.0	U
Total Xylenes	8260	<3.0	U	<3.0	U	<3.0	U	<3.0	U	<3.0	U	<1.0	U	<3.0	U	<1.0	U
trans-1,2-Dichloroethylene	8260	<1.0	U	<1.0	U	<1.0	U	<1.0	U	<1.0	U	<1.0	U	<1.0	U	<1.0	U
trans-1,3-Dichloropropylene	8260	<1.0	U	<1.0	U	<1.0	U	<1.0	U	<1.0	U	<1.0	U	<1.0	U	<1.0	U
trans-1,4-Dichloro-2-butene	8260	<1.0	U	<1.0	U	<1.0	U	<1.0	U	<5.0	U	<1.0	U	<1.0	U	<1.0	U
Trichlorofluoromethane	8260	<1.0	U	<1.0	U	<1.0	U	<1.0	U	<1.0	L3, U	<1.0	U	<1.0	U	<1.0	U
Vinyl acetate	8260	<1.0	U	<1.0	U	<1.0	U	<1.0	U	<1.0	U	<1.0	U	<1.0	U	<1.0	U
Vinyl chloride	8260	<1.0	U	<1.0	U	<1.0	U	<1.0	U	<1.0	U	<1.0	U	<1.0	U	<1.0	U

Table Notes:
 ND - Not Detected
 Data qualifiers and units are listed on the first page of this appendix

Highlighted Values Indicate PAL Exceedances

Grey's Landfill
Volatile Organic Compounds (VOCs) - Groundwater Monitoring Wells Analytical Results

Chemical Analyte	EPA Method	Well GL-11 (-33)																	
		Sampling Date 7/9/2009		Sampling Date 10/26/2009		Sampling Date 3/25/2010		Sampling Date 6/7/2010		Sampling Date 3/23/2011		Sampling Date 3/20/2013		Sampling Date 9/26/2013		Sampling Date 3/26/2014		Sampling Date 3/26/2014	
		Result (ug/L)	Qualifier	Result (ug/L)	Qualifier	Result (ug/L)	Qualifier	Result (ug/L)	Qualifier	Result (ug/L)	Qualifier	Result (ug/L)	Qualifier	Result (ug/L)	Qualifier	Result (ug/L)	Qualifier	Result (ug/L)	Qualifier
1,1,1,2-Tetrachloroethane	8260	<1.0	U	<1.0	U	<1.0	U	<1.0	U	<1.0	U	<1.0	U	<1.0	U	<1.0	U	<1.0	U
1,1,1-Trichloroethane	8260	<1.0	U	<1.0	U	<1.0	U	<1.0	U	<1.0	U	<1.0	U	<1.0	U	<1.0	U	<1.0	U
1,1,2,2-Tetrachloroethane	8260	<1.0	U	<1.0	U	<1.0	U	<1.0	U	<1.0	U	<1.0	U	<1.0	U	<1.0	U	<1.0	U
1,1,2,2-Tetrachloroethylene (PCE)	8260	<1.0	U	<1.0	U	<1.0	U	<1.0	U	<1.0	U	<1.0	U	<1.0	U	<1.0	U	<1.0	U
1,1,2-Trichloroethane	8260	<1.0	U	<1.0	U	<1.0	U	<1.0	U	<1.0	U	<1.0	U	<1.0	U	<1.0	U	<1.0	U
1,1,2-Trichloroethylene (TCE)	8260	<1.0	U	<1.0	U	<1.0	U	<1.0	U	<1.0	U	<1.0	U	<1.0	U	<1.0	U	<1.0	U
1,1-Dichloroethane	8260	<1.0	U	<1.0	U	<1.0	U	<1.0	U	<1.0	U	<1.0	U	<1.0	U	<1.0	U	<1.0	U
1,1-Dichloroethylene	8260	<1.0	U	<1.0	U	<1.0	U	<1.0	U	<1.0	U	<1.0	U	<1.0	U	<1.0	U	<1.0	U
1,2,3-Trichloropropane	8260	<1.0	U	<1.0	U	<1.0	U	<1.0	U	<1.0	U	<1.0	U	<1.0	U	<1.0	U	<1.0	U
1,2-Dibromo-3-chloropropane	8260	<1.0	U	<1.0	U	<1.0	U	<1.0	U	<5.0	U	<1.0	U	<1.0	U	<1.0	U	<1.0	U
1,2-Dibromoethane	8260	<1.0	U	<1.0	U	<1.0	U	<1.0	U	<1.0	U	<1.0	U	<1.0	U	<1.0	U	<1.0	U
1,2-Dichlorobenzene	8260	<1.0	U	<1.0	U	<1.0	U	<1.0	U	<1.0	U	<1.0	U	<1.0	U	<1.0	U	<1.0	U
1,2-Dichloroethane	8260	<1.0	U	<1.0	U	<1.0	U	<1.0	U	<1.0	U	<1.0	U	<1.0	U	<1.0	U	<1.0	U
1,2-Dichloropropane	8260	<1.0	U	<1.0	U	<1.0	U	<1.0	U	<1.0	U	<1.0	U	<1.0	U	<1.0	U	<1.0	U
1,4-Dichlorobenzene	8260	<1.0	U	<1.0	U	<1.0	U	<1.0	U	<1.0	U	<1.0	U	<1.0	U	<1.0	U	<1.0	U
Acetone	8260	<5.0	U	<5.0	U	5.6	U	16	U	<25	U	<5.0	U	<5.0	U	<5.0	U	6.2	U
Acrylonitrile	8260	<5.0	U	<5.0	U	<5.0	U	<5.0	U	<5.0	U	<2.0	U	<2.0	U	<2.0	U	<2.0	U
Benzene	8260	<1.0	U	<1.0	U	<1.0	U	120	D	<1.0	U	<1.0	U	<1.0	U	<1.0	U	<1.0	U
Bromochloromethane	8260	<1.0	U	<1.0	U	<1.0	U	<1.0	U	<1.0	U	<1.0	U	<1.0	U	<1.0	U	<1.0	U
Bromodichloromethane	8260	<1.0	U	<1.0	U	<1.0	U	<1.0	U	<1.0	U	<1.0	U	<1.0	U	<1.0	U	<1.0	U
Bromoform	8260	<1.0	U	<1.0	U	<1.0	U	<1.0	U	<1.0	U	<1.0	U	<1.0	U	<1.0	U	<1.0	U
Bromomethane	8260	<1.0	U	<1.0	U	<1.0	U	<1.0	U	<5.0	V6, U	<1.0	U	<1.0	U	<1.0	U	<1.0	U
Carbon disulfide	8260	<1.0	U	<1.0	U	<1.0	U	<1.0	U	<1.0	U	<1.0	U	<1.0	U	<1.0	U	<1.0	U
Carbon Tetrachloride	8260	<1.0	U	<1.0	U	<1.0	U	<1.0	U	<1.0	V6, U	<1.0	U	<1.0	U	<1.0	U	<1.0	U
Chlorobenzene	8260	<1.0	U	<1.0	U	<1.0	U	<1.0	U	<1.0	U	<1.0	U	<1.0	U	<1.0	U	<1.0	U
Chloroethane	8260	<1.0	U	<1.0	U	<1.0	U	<1.0	U	<1.0	U	<1.0	U	<1.0	U	<1.0	U	<1.0	U
Chloroform	8260	<1.0	U	<1.0	U	<1.0	U	<1.0	U	<1.0	U	<1.0	U	<1.0	U	<1.0	U	<1.0	U
Chloromethane	8260	<1.0	U	<1.0	U	<1.0	U	<1.0	U	<1.0	V1, U	<1.0	U	<1.0	U	<1.0	U	<1.0	U
cis-1,2-Dichloroethylene (DCE)	8260	<1.0	U	<1.0	U	<1.0	U	<1.0	U	<1.0	U	<1.0	U	<1.0	U	<1.0	U	<1.0	U
cis-1,3-Dichloropropylene	8260	<1.0	U	<1.0	U	<1.0	U	<1.0	U	<1.0	U	<1.0	U	<1.0	U	<1.0	U	<1.0	U
Dibromochloromethane	8260	<1.0	U	<1.0	U	<1.0	U	<1.0	U	<1.0	U	<1.0	U	<1.0	U	<1.0	U	<1.0	U
Dibromomethane	8260	<1.0	U	<1.0	U	<1.0	U	<1.0	U	<2.0	U	<1.0	U	<1.0	U	<1.0	U	<1.0	U
Ethylbenzene	8260	<1.0	U	<1.0	U	<1.0	U	<1.0	U	<1.0	U	<1.0	U	<1.0	U	<1.0	U	<1.0	U
Hexachlorobutadiene	8260	<1.0	U	<1.0	U	<1.0	U	<1.0	U	<1.0	U	<5.0	U	<1.0	U	<1.0	U	<1.0	U
Iodomethane	8260	<1.0	U	<1.0	U	<1.0	U	<1.0	U	<1.0	V6, U	<1.0	U	<1.0	U	<1.0	U	<1.0	U
Methyl Butyl Ketone (2-Hexanone)	8260	<5.0	U	<5.0	U	<5.0	U	<5.0	U	<5.0	U	<5.0	U	<5.0	U	<5.0	U	<5.0	U
Methyl Ethyl Ketone (2-Butanone)	8260	<5.0	U	<5.0	U	<5.0	U	<5.0	U	<5.0	U	<5.0	U	<5.0	U	<5.0	U	<5.0	U
Methyl Isobutyl Ketone	8260	<5.0	U	<5.0	U	<5.0	U	<5.0	U	<5.0	V1, U	<5.0	U	<5.0	U	<5.0	U	<5.0	U
Methylene Chloride	8260	<1.0	U	<1.0	U	<1.0	U	<2.0	U	<5.0	U	<1.0	U	<1.0	U	<1.0	U	<1.0	U
Methyl-tert-Butyl Ether	8260	<1.0	U	<1.0	U	<1.0	U	<1.0	U	<1.0	U	<1.0	U	<1.0	U	<1.0	U	<1.0	U
Styrene	8260	<1.0	U	<1.0	U	<1.0	U	<1.0	U	<1.0	U	<1.0	U	<1.0	U	<1.0	U	<1.0	U
Toluene	8260	<1.0	U	<1.0	U	<1.0	U	<1.0	U	<1.0	U	<1.0	U	<1.0	U	<1.0	U	<1.0	U
Total Xylenes	8260	<3.0	U	<3.0	U	<3.0	U	1.8	J	<3.0	U	<1.0	U	<3.0	U	<1.0	U	<1.0	U
trans-1,2-Dichloroethylene	8260	<1.0	U	<1.0	U	<1.0	U	<1.0	U	<1.0	U	<1.0	U	<1.0	U	<1.0	U	<1.0	U
trans-1,3-Dichloropropylene	8260	<1.0	U	<1.0	U	<1.0	U	<1.0	U	<1.0	U	<1.0	U	<1.0	U	<1.0	U	<1.0	U
trans-1,4-Dichloro-2-butene	8260	<1.0	U	<1.0	U	<1.0	U	<1.0	U	<1.0	U	<5.0	V1, U	<1.0	U	<1.0	U	<1.0	U
Trichlorofluoromethane	8260	<1.0	U	<1.0	U	<1.0	U	<1.0	U	<1.0	U	<1.0	V6, U	<1.0	U	<1.0	U	<1.0	U
Vinyl acetate	8260	<1.0	U	<1.0	U	<1.0	U	<1.0	U	<1.0	U	<1.0	U	<1.0	U	<1.0	U	<1.0	U
Vinyl chloride	8260	<1.0	U	<1.0	U	<1.0	U	<1.0	U	<1.0	U	<1.0	U	<1.0	U	<1.0	U	<1.0	U

Table Notes:
 ND - Not Detected
 Data qualifiers and units are listed on the first page of this appendix

Highlighted Values Indicate PAL Exceedances

Grey's Landfill
Volatile Organic Compounds (VOCs) - Groundwater Monitoring Wells Analytical Results

Chemical Analyte	EPA Method	Well GL-17 (-1)																	
		Sampling Date		Sampling Date		Sampling Date		Sampling Date		Sampling Date		Sampling Date		Sampling Date		Sampling Date			
		7/8/2009	10/22/2009	3/19/2010	6/7/2010	3/31/2011	3/21/2013	9/26/2013	3/27/2014	12/10/2014	Result (ug/L)	Qualifier	Result (ug/L)	Qualifier	Result (ug/L)	Qualifier	Result (ug/L)	Qualifier	
1,1,1,2-Tetrachloroethane	8260	<1.0	U	<1.0	U	<5.0	U, D	<200	U, D	<50	U, D	<1.0	U	<1.0	U	<1.0	U	<1.0	U
1,1,1-Trichloroethane	8260	<1.0	U	<1.0	U	<5.0	U, D	<200	U, D	<50	U, D	<1.0	U	<1.0	U	<1.0	U	<1.0	U
1,1,2,2-Tetrachloroethane	8260	<1.0	U	<1.0	U	<5.0	U, D	<200	U, D	<50	U, D	<1.0	U	<1.0	U	<1.0	U	<1.0	U
1,1,2,2-Tetrachloroethylene (PCE)	8260	<1.0	U	<1.0	U	<5.0	U, D	<200	U, D	<50	U, D	<1.0	U	<1.0	U	<1.0	U	<1.0	U
1,1,2-Trichloroethane	8260	<1.0	U	<1.0	U	<5.0	U, D	<200	U, D	<50	U, D	<1.0	U	<1.0	U	<1.0	U	<1.0	U
1,1,2-Trichloroethylene (TCE)	8260	<1.0	U	<1.0	U	<5.0	U, D	<200	U, D	<50	U, D	<1.0	U	<1.0	U	<1.0	U	<1.0	U
1,1-Dichloroethane	8260	<1.0	U	7.6	U	6.0	U	<200	U, D	<50	U, D	<1.0	U	7.9	U	6.2	U	8.2	U
1,1-Dichloroethylene	8260	<1.0	V6, U	<1.0	U	<5.0	U, D	<200	U, D	<50	U, D	<1.0	U	<1.0	U	<1.0	U	<1.0	U
1,2,3-Trichloropropane	8260	<1.0	U	<1.0	U	<5.0	U, D	<200	U, D	<50	U, D	<1.0	U	<1.0	U	<1.0	U	<1.0	U
1,2-Dibromo-3-chloropropane	8260	<1.0	U	<1.0	U	<5.0	U, D	<200	U, D	<250	U, D	<1.0	U	<1.0	U	<1.0	U	<1.0	U
1,2-Dibromoethane	8260	<1.0	U	<1.0	U	<5.0	U, D	<200	U, D	<50	U, D	<1.0	U	<1.0	U	<1.0	U	<1.0	U
1,2-Dichlorobenzene	8260	<1.0	U	<1.0	U	<5.0	U, D	<200	U, D	<50	U, D	<1.0	U	<1.0	U	<1.0	U	<1.0	U
1,2-Dichloroethane	8260	<1.0	U	<1.0	U	<5.0	U, D	<200	U, D	<50	U, D	<1.0	U	<1.0	U	<1.0	U	<1.0	U
1,2-Dichloropropane	8260	<1.0	U	<1.0	U	<5.0	U, D	<200	U, D	<50	U, D	<1.0	U	<1.0	U	<1.0	U	<1.0	U
1,4-Dichlorobenzene	8260	<1.0	U	<1.0	U	<5.0	U, D	<200	U, D	<50	U, D	<1.0	U	<1.0	U	<1.0	U	<1.0	U
Acetone	8260	<5.0	U	9.9	U	23	J, D	<1000	U, D	<1200	U, D	9	U	10.7	U	<5.0	U	<5.0	U
Acrylonitrile	8260	<5.0	U	<5.0	U	<25	U, D	<1000	U, D	<250	U, D	<2.0	U	<2.0	U	<2.0	U	<2.0	U
Benzene	8260	18	U	7100	D	6100	D	8000	D	7400	D	8280	U	10100	U	7320	U	8080	U
Bromochloromethane	8260	<1.0	U	<1.0	U	<5.0	U, D	<200	U, D	<50	U, D	<1.0	U	<1.0	U	<1.0	U	<1.0	U
Bromodichloromethane	8260	<1.0	U	<1.0	U	<5.0	U, D	<200	U, D	<50	U, D	<1.0	U	<1.0	U	<1.0	U	<1.0	U
Bromoform	8260	<1.0	U	<1.0	U	<5.0	U, D	<200	U, D	<50	U, D	<1.0	U	<1.0	U	<1.0	U	<1.0	U
Bromomethane	8260	<1.0	U	<1.0	U	<5.0	U, D	<200	U, D	<250	R2, U, D	<1.0	U	<1.0	U	<1.0	U	<1.0	U
Carbon disulfide	8260	2.6	U	<1.0	U	<5.0	U, D	<200	U, D	<50	U, D	<1.0	U	<1.0	U	<1.0	U	<1.0	U
Carbon Tetrachloride	8260	<1.0	U	<1.0	U	<5.0	U, D	<200	U, D	<50	U, D	<1.0	U	<1.0	U	<1.0	U	<1.0	U
Chlorobenzene	8260	<1.0	U	<1.0	U	<5.0	U, D	<200	U, D	<50	U, D	<1.0	U	<1.0	U	<1.0	U	<1.0	U
Chloroethane	8260	<1.0	U	<1.0	U	<5.0	U, D	<200	U, D	<50	U, D	<1.0	U	<1.0	U	<1.0	U	<1.0	U
Chloroform	8260	1.1	U	<1.0	U	<5.0	U, D	<200	U, D	<50	U, D	<1.0	U	<1.0	U	<1.0	U	<1.0	U
Chloromethane	8260	<1.0	U	<1.0	U	<5.0	U, D	<200	U, D	<50	U, D	<1.0	U	<1.0	U	<1.0	U	<1.0	U
cis-1,2-Dichloroethylene (DCE)	8260	<1.0	U	1.4	U	<5.0	U, D	<200	U, D	<50	U, D	1.2	U	1.3	U	1.2	U	1.6	U
cis-1,3-Dichloropropylene	8260	<1.0	U	<1.0	U	<5.0	U, D	<200	U, D	<50	U, D	<1.0	U	<1.0	U	<1.0	U	<1.0	U
Dibromochloromethane	8260	<1.0	U	<1.0	U	<5.0	U, D	<200	U, D	<50	U, D	<1.0	U	<1.0	U	<1.0	U	<1.0	U
Dibromomethane	8260	<1.0	U	<1.0	U	<5.0	U, D	<200	U, D	<100	U, D	<1.0	U	<1.0	U	<1.0	U	<1.0	U
Ethylbenzene	8260	<1.0	U	1.4	U	<5.0	U, D	<200	U, D	<50	U, D	2.1	U	2.2	U	2.0	U	3.2	U
Hexachlorobutadiene	8260	<1.0	U	<1.0	U	<5.0	U, D	<200	U, D	<250	U, D	<1.0	U	<1.0	U	<1.0	U	<1.0	U
Iodomethane	8260	<1.0	U	<1.0	U	<5.0	L3, U, D	<200	U, D	<50	U, D	<1.0	U	<1.0	U	<1.0	U	<1.0	U
Methyl Butyl Ketone (2-Hexanone)	8260	<5.0	U	<5.0	U	<25	U, D	<1000	U, D	<250	U, D	<5.0	U	17.7	U	<5.0	U	<5.0	U
Methyl Ethyl Ketone (2-Butanone)	8260	<5.0	U	<5.0	U	<25	U, D	<1000	U, D	<250	U, D	<5.0	U	<5.0	U	<5.0	U	<5.0	U
Methyl Isobutyl Ketone	8260	<5.0	U	62	U	57	D	<1000	U, D	<250	U, D	42.8	U	54.6	U	46.2	U	52.2	U
Methylene Chloride	8260	<1.0	U	<1.0	U	<5.0	U, D	<400	U, D	<250	U, D	<1.0	U	<1.0	U	<1.0	U	<1.0	U
Methyl-tert-Butyl Ether	8260	<1.0	U	<1.0	U	<5.0	U, D	<200	U, D	<50	U, D	<1.0	U	<1.0	U	<1.0	U	<1.0	U
Styrene	8260	<1.0	U	<1.0	U	<5.0	U, D	<200	U, D	<50	U, D	<1.0	U	<1.0	U	<1.0	U	<1.0	U
Toluene	8260	<1.0	U	5.2	U	6.1	D	<200	U, D	<50	U, D	6	U	7.7	U	6.3	U	9.5	U
Total Xylenes	8260	11	U	4.6	U	<15	U, D	<600	U, D	<150	U, D	9.8	U	7.5	U	6.7	U	10	U
trans-1,2-Dichloroethylene	8260	<1.0	U	<1.0	U	<5.0	U, D	<200	U, D	<50	U, D	<1.0	U	<1.0	U	<1.0	U	<1.0	U
trans-1,3-Dichloropropylene	8260	<1.0	U	<1.0	U	<5.0	U, D	<200	U, D	<50	U, D	<1.0	U	<1.0	U	<1.0	U	<1.0	U
trans-1,4-Dichloro-2-butene	8260	<1.0	U	<1.0	U	<5.0	U, D	<200	U, D	<250	U, D	<1.0	U	<1.0	U	<1.0	U	<1.0	U
Trichlorofluoromethane	8260	<1.0	U	<1.0	U	<5.0	U, D	<200	U, D	<50	U, D	<1.0	U	<1.0	U	<1.0	U	<1.0	U
Vinyl acetate	8260	<1.0	U	<1.0	U	<5.0	U, D	<200	U, D	<50	U, D	<1.0	U	<1.0	U	<1.0	U	<1.0	U
Vinyl chloride	8260	<1.0	U	1.7	U	<5.0	U, D	<200	U, D	<50	U, D	<1.0	U	1.1	U	<1.0	U	<1.0	U

Table Notes:
 ND - Not Detected
 Data qualifiers and units are listed on the first page of this appendix

Highlighted Values Indicate PAL Exceedances

Grey's Landfill
Volatile Organic Compounds (VOCs) - Groundwater Monitoring Wells Analytical Results

Chemical Analyte	EPA Method	Well GL-17 (-31)																	
		Sampling Date 7/8/2009		Sampling Date 10/22/2009		Sampling Date 3/19/2010		Sampling Date 6/7/2010		Sampling Date 3/31/2011		Sampling Date 3/21/2013		Sampling Date 9/26/2013		Sampling Date 3/27/2014		Sampling Date 12/10/2014	
		Result (ug/L)	Qualifier	Result (ug/L)	Qualifier	Result (ug/L)	Qualifier	Result (ug/L)	Qualifier	Result (ug/L)	Qualifier	Result (ug/L)	Qualifier	Result (ug/L)	Qualifier	Result (ug/L)	Qualifier	Result (ug/L)	Qualifier
1,1,1,2-Tetrachloroethane	8260	<1.0	U	<1.0	U	<1.0	U	<1.0	U	<1.0	U	<1.0	U	<1.0	U	<1.0	U	<1.0	U
1,1,1-Trichloroethane	8260	<1.0	U	<1.0	U	<1.0	U	<1.0	U	<1.0	U	<1.0	U	<1.0	U	<1.0	U	<1.0	U
1,1,2,2-Tetrachloroethane	8260	<1.0	U	<1.0	U	<1.0	U	<1.0	U	<1.0	U	<1.0	U	<1.0	U	<1.0	U	<1.0	U
1,1,2,2-Tetrachloroethylene (PCE)	8260	<1.0	U	<1.0	U	<1.0	U	<1.0	U	<1.0	U	<1.0	U	<1.0	U	<1.0	U	<1.0	U
1,1,2-Trichloroethane	8260	<1.0	U	<1.0	U	<1.0	U	<1.0	U	<1.0	U	<1.0	U	<1.0	U	<1.0	U	<1.0	U
1,1,2-Trichloroethylene (TCE)	8260	<1.0	U	<1.0	U	<1.0	U	<1.0	U	<1.0	U	<1.0	U	<1.0	U	<1.0	U	<1.0	U
1,1-Dichloroethane	8260	5.8		<1.0	U	<1.0	U	<1.0	U	<1.0	U	<1.0	U	<1.0	U	<1.0	U	<1.0	U
1,1-Dichloroethylene	8260	<1.0	V6, U	<1.0	U	<1.0	U	<1.0	U	<1.0	U	<1.0	U	<1.0	U	<1.0	U	<1.0	U
1,2,3-Trichloropropane	8260	<1.0	U	<1.0	U	<1.0	U	<1.0	U	<1.0	U	<1.0	R2, U	<1.0	U	<1.0	U	<1.0	U
1,2-Dibromo-3-chloropropane	8260	<1.0	U	<1.0	U	<1.0	U	<1.0	U	<5.0	U	<1.0	U	<1.0	U	<1.0	U	<1.0	U
1,2-Dibromoethane	8260	<1.0	U	<1.0	U	<1.0	U	<1.0	U	<1.0	U	<1.0	U	<1.0	U	<1.0	U	<1.0	U
1,2-Dichlorobenzene	8260	<1.0	U	<1.0	U	<1.0	U	<1.0	U	<1.0	U	<1.0	U	<1.0	U	<1.0	U	<1.0	U
1,2-Dichloroethane	8260	<1.0	U	<1.0	U	<1.0	U	<1.0	U	<1.0	U	<1.0	U	<1.0	U	<1.0	U	<1.0	U
1,2-Dichloropropane	8260	<1.0	U	<1.0	U	<1.0	U	<1.0	U	<1.0	U	<1.0	U	<1.0	U	<1.0	U	<1.0	U
1,4-Dichlorobenzene	8260	<1.0	U	<1.0	U	<1.0	U	<1.0	U	<1.0	U	<1.0	U	<1.0	U	<1.0	U	<1.0	U
Acetone	8260	<5.0	U	<5.0	U	<5.0	U	20		<25	U	<5.0	U	<5.0	U	<5.0	U	<5.0	U
Acrylonitrile	8260	<5.0	U	<5.0	U	<5.0	U	<5.0	U	<5.0	U	<2.0	U	<2.0	U	<2.0	U	<2.0	U
Benzene	8260	7100	D	5.6		3.1		75		33		48.6		28.7		4.0		1.6	
Bromochloromethane	8260	<1.0	U	<1.0	U	<1.0	U	<1.0	U	<1.0	U	<1.0	U	<1.0	U	<1.0	U	<1.0	U
Bromodichloromethane	8260	<1.0	U	<1.0	U	<1.0	U	<1.0	U	<1.0	U	<1.0	U	<1.0	U	<1.0	U	<1.0	U
Bromoform	8260	<1.0	U	<1.0	U	<1.0	U	<1.0	U	<1.0	U	<1.0	U	<1.0	U	<1.0	U	<1.0	U
Bromomethane	8260	<1.0	U	<1.0	U	<1.0	U	<1.0	U	<5.0	R2, U	<1.0	U	<1.0	U	<1.0	U	<1.0	U
Carbon disulfide	8260	<1.0	U	<1.0	U	<1.0	U	1.8		<1.0	U	<1.0	U	<1.0	U	<1.0	U	<1.0	U
Carbon Tetrachloride	8260	<1.0	U	<1.0	U	<1.0	U	<1.0	U	<1.0	U	<1.0	U	<1.0	U	<1.0	U	<1.0	U
Chlorobenzene	8260	<1.0	U	<1.0	U	<1.0	U	<1.0	U	<1.0	U	<1.0	U	<1.0	U	<1.0	U	<1.0	U
Chloroethane	8260	<1.0	U	<1.0	U	<1.0	U	<1.0	U	<1.0	U	<1.0	U	<1.0	U	<1.0	U	<1.0	U
Chloroform	8260	<1.0	U	<1.0	U	<1.0	U	<1.0	U	<1.0	U	<1.0	U	<1.0	U	<1.0	U	<1.0	U
Chloromethane	8260	<1.0	U	<1.0	U	<1.0	U	<1.0	U	<1.0	U	<1.0	U	<1.0	U	<1.0	U	<1.0	U
cis-1,2-Dichloroethylene (DCE)	8260	<1.0	U	<1.0	U	<1.0	U	<1.0	U	<1.0	U	<1.0	U	<1.0	U	<1.0	U	<1.0	U
cis-1,3-Dichloropropylene	8260	<1.0	U	<1.0	U	<1.0	U	<1.0	U	<1.0	U	<1.0	U	<1.0	U	<1.0	U	<1.0	U
Dibromochloromethane	8260	<1.0	U	<1.0	U	<1.0	U	<1.0	U	<1.0	U	<1.0	U	<1.0	U	<1.0	U	<1.0	U
Dibromomethane	8260	<1.0	U	<1.0	U	<1.0	U	<1.0	U	<2.0	U	<1.0	U	<1.0	U	<1.0	U	<1.0	U
Ethylbenzene	8260	1.7		<1.0	U	<1.0	U	<1.0	U	<1.0	U	<1.0	U	<1.0	U	<1.0	U	<1.0	U
Hexachlorobutadiene	8260	<1.0	U	<1.0	U	<1.0	U	<1.0	U	<5.0	U	<1.0	U	<1.0	U	<1.0	U	<1.0	U
Iodomethane	8260	<1.0	U	<1.0	U	<1.0	U	<1.0	U	<1.0	V1, U	<1.0	U	<1.0	U	<1.0	U	<1.0	U
Methyl Butyl Ketone (2-Hexanone)	8260	<5.0	U	<5.0	U	<5.0	U	<5.0	U	<5.0	U	<5.0	U	<5.0	U	<5.0	U	<5.0	U
Methyl Ethyl Ketone (2-Butanone)	8260	<5.0	U	<5.0	U	<5.0	U	<5.0	U	<5.0	U	<5.0	U	<5.0	U	<5.0	U	<5.0	U
Methyl Isobutyl Ketone	8260	53		<5.0	U	<5.0	U	<5.0	U	<5.0	U	<5.0	U	<5.0	U	<5.0	U	<5.0	U
Methylene Chloride	8260	<1.0	U	<1.0	U	<1.0	U	<2.0	U	<5.0	U	<1.0	U	<1.0	U	<1.0	U	<1.0	U
Methyl-tert-Butyl Ether	8260	<1.0	U	<1.0	U	<1.0	U	<1.0	U	<1.0	U	<1.0	U	<1.0	U	<1.0	U	<1.0	U
Styrene	8260	<1.0	U	<1.0	U	<1.0	U	<1.0	U	<1.0	U	<1.0	U	<1.0	U	<1.0	U	<1.0	U
Toluene	8260	5.1		<1.0	U	<1.0	U	1.9		<1.0	U	<1.0	U	<1.0	U	<1.0	U	<1.0	U
Total Xylenes	8260	5.6		4.4		<3.0	U	15		16		20.5		6.5		<1.0	U	<1.0	U
trans-1,2-Dichloroethylene	8260	<1.0	U	<1.0	U	<1.0	U	<1.0	U	<1.0	U	<1.0	U	<1.0	U	<1.0	U	<1.0	U
trans-1,3-Dichloropropylene	8260	<1.0	U	<1.0	U	<1.0	U	<1.0	U	<1.0	U	<1.0	U	<1.0	U	<1.0	U	<1.0	U
trans-1,4-Dichloro-2-butene	8260	<1.0	U	<1.0	U	<1.0	U	<1.0	U	<5.0	U	<1.0	U	<1.0	U	<1.0	U	<1.0	U
Trichlorofluoromethane	8260	<1.0	U	<1.0	U	<1.0	U	<1.0	U	<1.0	U	<1.0	U	<1.0	U	<1.0	U	<1.0	U
Vinyl acetate	8260	<1.0	U	<1.0	U	<1.0	U	<1.0	U	<1.0	U	<1.0	U	<1.0	U	<1.0	U	<1.0	U
Vinyl chloride	8260	<1.0	U	<1.0	U	<1.0	U	<1.0	U	<1.0	U	<1.0	U	<1.0	U	<1.0	U	<1.0	U

Table Notes:
 ND - Not Detected
 Data qualifiers and units are listed on the first page of this appendix

Highlighted Values Indicate PAL Exceedances

Grey's Landfill
Volatile Organic Compounds (VOCs) - Groundwater Monitoring Wells Analytical Results

Chemical Analyte	EPA Method	Well GL-18 (-33)																	
		Sampling Date 7/8/2009		Sampling Date 10/1/2009		Sampling Date 3/18/2010		Sampling Date 6/7/2010		Sampling Date 3/28/2011		Sampling Date 3/21/2013		Sampling Date 9/26/2013		Sampling Date 3/27/2014		Sampling Date 3/27/2014	
		Result (ug/L)	Qualifier	Result (ug/L)	Qualifier	Result (ug/L)	Qualifier	Result (ug/L)	Qualifier	Result (ug/L)	Qualifier	Result (ug/L)	Qualifier	Result (ug/L)	Qualifier	Result (ug/L)	Qualifier	Result (ug/L)	Qualifier
1,1,1,2-Tetrachloroethane	8260	<1.0	U	<1.0	U	<1.0	U	<1.0	U	<1.0	U	<1.0	U	<1.0	U	<1.0	U	<1.0	U
1,1,1-Trichloroethane	8260	<1.0	U	<1.0	U	<1.0	U	<1.0	U	<1.0	U	<1.0	U	<1.0	U	<1.0	U	<1.0	U
1,1,2,2-Tetrachloroethane	8260	<1.0	U	<1.0	U	<1.0	U	<1.0	U	<1.0	U	<1.0	U	<1.0	U	<1.0	U	<1.0	U
1,1,2,2-Tetrachloroethylene (PCE)	8260	<1.0	U	<1.0	U	<1.0	U	<1.0	U	<1.0	U	<1.0	U	<1.0	U	<1.0	U	<1.0	U
1,1,2-Trichloroethane	8260	<1.0	U	<1.0	U	<1.0	U	<1.0	U	<1.0	U	<1.0	U	<1.0	U	<1.0	U	<1.0	U
1,1,2-Trichloroethylene (TCE)	8260	<1.0	U	<1.0	U	<1.0	U	<1.0	U	<1.0	U	<1.0	U	<1.0	U	<1.0	U	<1.0	U
1,1-Dichloroethane	8260	<1.0	U	<1.0	U	<1.0	U	<1.0	U	<1.0	U	<1.0	U	<1.0	U	<1.0	U	<1.0	U
1,1-Dichloroethylene	8260	<1.0	V6, U	<1.0	U	<1.0	U	<1.0	U	<1.0	U	<1.0	U	<1.0	U	<1.0	U	<1.0	U
1,2,3-Trichloropropane	8260	<1.0	U	<1.0	U	<1.0	U	<1.0	U	<1.0	U	<1.0	U	<1.0	U	<1.0	U	<1.0	U
1,2-Dibromo-3-chloropropane	8260	<1.0	U	<1.0	U	<1.0	U	<1.0	U	<5.0	U	<1.0	U	<1.0	U	<1.0	U	<1.0	U
1,2-Dibromoethane	8260	<1.0	U	<1.0	U	<1.0	U	<1.0	U	<1.0	U	<1.0	U	<1.0	U	<1.0	U	<1.0	U
1,2-Dichlorobenzene	8260	<1.0	U	<1.0	U	<1.0	U	<1.0	U	<1.0	U	<1.0	U	<1.0	U	<1.0	U	<1.0	U
1,2-Dichloroethane	8260	<1.0	U	<1.0	U	<1.0	U	<1.0	U	<1.0	U	<1.0	U	<1.0	U	<1.0	U	<1.0	U
1,2-Dichloropropane	8260	<1.0	U	<1.0	U	<1.0	U	<1.0	U	<1.0	U	<1.0	U	<1.0	U	<1.0	U	<1.0	U
1,4-Dichlorobenzene	8260	<1.0	U	<1.0	U	<1.0	U	<1.0	U	<1.0	U	<1.0	U	<1.0	U	<1.0	U	<1.0	U
Acetone	8260	<5.0	U	<5.0	U	<5.0	U	14	U	<25	U	<5.0	U	<5.0	U	<5.0	U	<5.0	U
Acrylonitrile	8260	<5.0	U	<5.0	U	<5.0	U	<5.0	U	<5.0	U	<2.0	U	<2.0	U	<2.0	U	<2.0	U
Benzene	8260	12	U	<1.0	U	<1.0	U	13	U	0.62	J	<1.0	U	7.8	U	<1.0	U	<1.0	U
Bromochloromethane	8260	<1.0	U	<1.0	U	<1.0	U	<1.0	U	<1.0	U	<1.0	U	<1.0	U	<1.0	U	<1.0	U
Bromodichloromethane	8260	<1.0	U	<1.0	U	<1.0	U	<1.0	U	<1.0	U	<1.0	U	<1.0	U	<1.0	U	<1.0	U
Bromoform	8260	<1.0	U	<1.0	U	<1.0	U	<1.0	U	<1.0	U	<1.0	U	<1.0	U	<1.0	U	<1.0	U
Bromomethane	8260	<1.0	U	<1.0	U	<1.0	U	<1.0	U	<5.0	U	<1.0	U	<1.0	U	<1.0	U	<1.0	U
Carbon disulfide	8260	<1.0	U	<1.0	U	<1.0	U	<1.0	U	<1.0	U	2.0	U	<1.0	U	<1.0	U	<1.0	U
Carbon Tetrachloride	8260	<1.0	U	<1.0	U	<1.0	U	<1.0	U	<1.0	V6, U	<1.0	U	<1.0	U	<1.0	U	<1.0	U
Chlorobenzene	8260	<1.0	U	<1.0	U	<1.0	U	<1.0	U	<1.0	U	<1.0	U	<1.0	U	<1.0	U	<1.0	U
Chloroethane	8260	<1.0	U	<1.0	U	<1.0	U	<1.0	U	<1.0	U	<1.0	U	<1.0	U	<1.0	U	<1.0	U
Chloroform	8260	<1.0	U	<1.0	U	<1.0	U	<1.0	U	<1.0	U	<1.0	U	<1.0	U	<1.0	U	<1.0	U
Chloromethane	8260	<1.0	U	<1.0	U	<1.0	U	<1.0	U	<1.0	R1, V1, U	<1.0	U	<1.0	U	<1.0	U	<1.0	U
cis-1,2-Dichloroethylene (DCE)	8260	<1.0	U	<1.0	U	<1.0	U	<1.0	U	<1.0	U	<1.0	U	<1.0	U	<1.0	U	<1.0	U
cis-1,3-Dichloropropylene	8260	<1.0	U	<1.0	U	<1.0	U	<1.0	U	<1.0	U	<1.0	U	<1.0	U	<1.0	U	<1.0	U
Dibromochloromethane	8260	<1.0	U	<1.0	U	<1.0	U	<1.0	U	<1.0	U	<1.0	U	<1.0	U	<1.0	U	<1.0	U
Dibromomethane	8260	<1.0	U	<1.0	U	<1.0	U	<1.0	U	<2.0	U	<1.0	U	<1.0	U	<1.0	U	<1.0	U
Ethylbenzene	8260	<1.0	U	<1.0	U	<1.0	U	<1.0	U	<1.0	U	<1.0	U	<1.0	U	<1.0	U	<1.0	U
Hexachlorobutadiene	8260	<1.0	U	<1.0	U	<1.0	U	<1.0	U	<5.0	V6, U	<1.0	U	<1.0	U	<1.0	U	<1.0	U
Iodomethane	8260	<1.0	U	<1.0	U	<1.0	L3, U	<1.0	U	<1.0	V6, U	<1.0	U	<1.0	U	<1.0	U	<1.0	U
Methyl Butyl Ketone (2-Hexanone)	8260	<5.0	U	<5.0	U	<5.0	U	<5.0	U	<5.0	U	<5.0	U	<5.0	U	<5.0	U	<5.0	U
Methyl Ethyl Ketone (2-Butanone)	8260	<5.0	U	<5.0	U	<5.0	U	<5.0	U	<5.0	U	<5.0	U	<5.0	U	<5.0	U	<5.0	U
Methyl Isobutyl Ketone	8260	<5.0	U	<5.0	U	<5.0	U	<5.0	U	<5.0	U	<5.0	U	<5.0	U	<5.0	U	<5.0	U
Methylene Chloride	8260	<1.0	U	<1.0	U	<1.0	U	<2.0	U	<5.0	U	<1.0	U	<1.0	U	<1.0	U	<1.0	U
Methyl-tert-Butyl Ether	8260	<1.0	U	<1.0	U	<1.0	U	<1.0	U	<1.0	U	<1.0	U	<1.0	U	<1.0	U	<1.0	U
Styrene	8260	<1.0	U	<1.0	U	<1.0	U	3.0	U	<1.0	U	<1.0	U	<1.0	U	<1.0	U	<1.0	U
Toluene	8260	4.7	U	<1.0	U	<1.0	U	4.9	U	0.30	J	<1.0	U	<1.0	U	<1.0	U	<1.0	U
Total Xylenes	8260	<3.0	U	<3.0	U	<3.0	U	5.7	U	<3.0	U	<1.0	U	<3.0	U	<1.0	U	<1.0	U
trans-1,2-Dichloroethylene	8260	<1.0	U	<1.0	U	<1.0	U	<1.0	U	<1.0	U	<1.0	U	<1.0	U	<1.0	U	<1.0	U
trans-1,3-Dichloropropylene	8260	<1.0	U	<1.0	U	<1.0	U	<1.0	U	<1.0	U	<1.0	U	<1.0	U	<1.0	U	<1.0	U
trans-1,4-Dichloro-2-butene	8260	<1.0	U	<1.0	U	<1.0	U	<1.0	U	<5.0	U	<1.0	U	<1.0	U	<1.0	U	<1.0	U
Trichlorofluoromethane	8260	<1.0	U	<1.0	U	<1.0	U	<1.0	U	<1.0	V6, U	<1.0	U	<1.0	U	<1.0	U	<1.0	U
Vinyl acetate	8260	<1.0	U	<1.0	U	<1.0	U	<1.0	U	<1.0	U	<1.0	U	<1.0	U	<1.0	U	<1.0	U
Vinyl chloride	8260	<1.0	U	<1.0	U	<1.0	U	<1.0	U	<1.0	Z10c, U	<1.0	U	<1.0	U	<1.0	U	<1.0	U

Table Notes:
 ND - Not Detected
 Data qualifiers and units are listed on the first page of this appendix

Highlighted Values Indicate PAL Exceedances

Grey's Landfill
Volatile Organic Compounds (VOCs) - Groundwater Monitoring Wells Analytical Results

Chemical Analyte	EPA Method	Well GL-18 (-3)																	
		Sampling Date 7/8/2009		Sampling Date 10/1/2009		Sampling Date 3/18/2010		Sampling Date 6/7/2010		Sampling Date 3/28/2011		Sampling Date 3/21/2013		Sampling Date 9/26/2013		Sampling Date 3/27/2014		Sampling Date 3/27/2014	
		Result (ug/L)	Qualifier	Result (ug/L)	Qualifier	Result (ug/L)	Qualifier	Result (ug/L)	Qualifier	Result (ug/L)	Qualifier	Result (ug/L)	Qualifier	Result (ug/L)	Qualifier	Result (ug/L)	Qualifier	Result (ug/L)	Qualifier
1,1,1,2-Tetrachloroethane	8260	<1.0	U	<5.0	U, D	<5.0	U, D	<200	U, D	<50	U, D	<1.0		<1.0		<1.0		<1.0	
1,1,1-Trichloroethane	8260	<1.0	U	<5.0	U, D	<5.0	U, D	<200	U, D	<50	U, D	<1.0		<1.0		<1.0		<1.0	
1,1,2,2-Tetrachloroethane	8260	<1.0	U	<5.0	U, D	<5.0	U, D	<200	U, D	<50	U, D	<1.0		<1.0		<1.0		<1.0	
1,1,2,2-Tetrachloroethylene (PCE)	8260	<1.0	U	<5.0	U, D	<5.0	U, D	<200	U, D	<50	U, D	<1.0		<1.0		<1.0		<1.0	
1,1,2-Trichloroethane	8260	<1.0	U	<5.0	U, D	<5.0	U, D	<200	U, D	<50	U, D	<1.0		<1.0		<1.0		<1.0	
1,1,2-Trichloroethylene (TCE)	8260	<1.0	U	<5.0	U, D	<5.0	U, D	<200	U, D	<50	U, D	<1.0		<1.0		<1.0		<1.0	
1,1-Dichloroethane	8260	34		32	D	28	D	<200	U, D	33	J, D	38.2		30.9		29.1		39.4	
1,1-Dichloroethylene	8260	<1.0	V6, U	<5.0	U, D	<5.0	U, D	<200	U, D	<50	U, D	<1.0		<1.0		<1.0		<1.0	
1,2,3-Trichloropropane	8260	<1.0	U	<5.0	U, D	<5.0	U, D	<200	U, D	<50	U, D	<1.0		<1.0		<1.0		<1.0	
1,2-Dibromo-3-chloropropane	8260	<1.0	U	<5.0	U, D	<5.0	U, D	<200	U, D	<250	U, D	<1.0		<1.0		<1.0		<1.0	
1,2-Dibromoethane	8260	<1.0	U	<5.0	U, D	<5.0	U, D	<200	U, D	<50	U, D	<1.0		<1.0		<1.0		<1.0	
1,2-Dichlorobenzene	8260	<1.0	U	<5.0	U, D	<5.0	U, D	<200	U, D	<50	U, D	<1.0		<1.0		<1.0		<1.0	
1,2-Dichloroethane	8260	<1.0	U	<5.0	U, D	<5.0	U, D	<200	U, D	<50	U, D	<1.0		<1.0		<1.0		<1.0	
1,2-Dichloropropane	8260	<1.0	U	<5.0	U, D	<5.0	U, D	<200	U, D	<50	U, D	<1.0		<1.0		<1.0		<1.0	
1,4-Dichlorobenzene	8260	<1.0	U	<5.0	U, D	<5.0	U, D	<200	U, D	<50	U, D	<1.0		<1.0		<1.0		<1.0	
Acetone	8260	<5.0	U	<25	U, D	<25	U, D	<1000	U, D	<1200	U, D	9.3		12.0		6.7		8.8	
Acrylonitrile	8260	<5.0	U	<25	U, D	<25	U, D	<1000	U, D	<250	U, D	<2.0		<2.0		<2.0		<2.0	
Benzene	8260	950	D	910	D	890	D	920	D	1100	D	976		981		1000		997	
Bromochloromethane	8260	<1.0	U	<5.0	U, D	<5.0	U, D	<200	U, D	<50	U, D	<1.0		<1.0		<1.0		<1.0	
Bromodichloromethane	8260	<1.0	U	<5.0	U, D	<5.0	U, D	<200	U, D	<50	U, D	<1.0		<1.0		<1.0		<1.0	
Bromoform	8260	<1.0	U	<5.0	U, D	<5.0	U, D	<200	U, D	<50	U, D	<1.0		<1.0		<1.0		<1.0	
Bromomethane	8260	<1.0	U	<5.0	U, D	<5.0	U, D	<200	U, D	<250	R2, U, D	<1.0		<1.0		<1.0		<1.0	
Carbon disulfide	8260	<1.0	U	<5.0	U, D	<5.0	U, D	<200	U, D	<50	U, D	<1.0		2.1		<1.0		<1.0	
Carbon Tetrachloride	8260	<1.0	U	<5.0	U, D	<5.0	U, D	<200	U, D	<50	U, D	<1.0		<1.0		<1.0		<1.0	
Chlorobenzene	8260	<1.0	U	<5.0	U, D	<5.0	U, D	<200	U, D	<50	U, D	<1.0		<1.0		<1.0		<1.0	
Chloroethane	8260	<1.0	U	<5.0	U, D	<5.0	U, D	<200	U, D	<50	U, D	<1.0		<1.0		<1.0		<1.0	
Chloroform	8260	<1.0	U	<5.0	U, D	<5.0	U, D	<200	U, D	<50	U, D	<1.0		<1.0		<1.0		<1.0	
Chloromethane	8260	<1.0	U	<5.0	U, D	<5.0	U, D	<200	U, D	<50	U, D	<1.0		<1.0		<1.0		<1.0	
cis-1,2-Dichloroethylene (DCE)	8260	3.4		<5.0	U, D	3.8	J, D	<200	U, D	<50	U, D	5.0		4.5		3.9		5.6	
cis-1,3-Dichloropropylene	8260	<1.0	U	<5.0	U, D	<5.0	U, D	<200	U, D	<50	U, D	<1.0		<1.0		<1.0		<1.0	
Dibromochloromethane	8260	<1.0	U	<5.0	U, D	<5.0	U, D	<200	U, D	<50	U, D	<1.0		<1.0		<1.0		<1.0	
Dibromomethane	8260	<1.0	U	<5.0	U, D	<5.0	U, D	<200	U, D	<100	U, D	<1.0		<1.0		<1.0		<1.0	
Ethylbenzene	8260	9.3		7.2	D	8.8	D	<200	U, D	<50	U, D	11.0		9.2		10.7		12.5	
Hexachlorobutadiene	8260	1.2		<5.0	U, D	<5.0	U, D	<200	U, D	<250	U, D	<1.0		<1.0		<1.0		<1.0	
Iodomethane	8260	<1.0	U	<5.0	U, D	<5.0	L3, U, D	<200	U, D	<50	U, D	<1.0		<1.0		<1.0		<1.0	
Methyl Butyl Ketone (2-Hexanone)	8260	<5.0	U	<25	U, D	<25	U, D	<1000	U, D	<250	U, D	6.3		8.9		<5.0		<5.0	
Methyl Ethyl Ketone (2-Butanone)	8260	<5.0	U	<25	U, D	<25	U, D	<1000	U, D	<250	U, D	<5.0		<5.0		<5.0		<5.0	
Methyl Isobutyl Ketone	8260	<5.0	U	<25	U, D	<25	U, D	<1000	U, D	<250	U, D	9.9		6.8		9.0		8.6	
Methylene Chloride	8260	<1.0	U	<5.0	U, D	<5.0	U, D	<400	U, D	<250	U, D	<1.0		<1.0		<1.0		<1.0	
Methyl-tert-Butyl Ether	8260	<1.0	U	<5.0	U, D	<5.0	U, D	<200	U, D	<50	U, D	<1.0		<1.0		<1.0		<1.0	
Styrene	8260	7.6		7.7	D	7.0	D	<200	U, D	<50	U, D	9.0		4.0		9.6		11.7	
Toluene	8260	340	D	360	D	460	D	470	D	510	D	395		461		477		450	
Total Xylenes	8260	140		120	D	145	U, D	1100	D	160	D	172		143.9		168		197	
trans-1,2-Dichloroethylene	8260	<1.0	U	<5.0	U, D	<5.0	U, D	<200	U, D	<50	U, D	<1.0		<1.0		<1.0		<1.0	
trans-1,3-Dichloropropylene	8260	<1.0	U	<5.0	U, D	<5.0	U, D	<200	U, D	<50	U, D	<1.0		<1.0		<1.0		<1.0	
trans-1,4-Dichloro-2-butene	8260	<1.0	U	<5.0	U, D	<5.0	U, D	<200	U, D	<250	U, D	<1.0		<1.0		<1.0		<1.0	
Trichlorofluoromethane	8260	<1.0	U	<5.0	U, D	<5.0	U, D	<200	U, D	<50	U, D	<1.0		<1.0		<1.0		<1.0	
Vinyl acetate	8260	<1.0	U	<5.0	U, D	<5.0	U, D	<200	U, D	<50	U, D	<1.0		<1.0		<1.0		<1.0	
Vinyl chloride	8260	6.6		<5.0	U, D	<5.0	U, D	<200	U, D	<50	U, D	8.1		7.3		5.3		7.7	

Table Notes:
 ND - Not Detected
 Data qualifiers and units are listed on the first page of this appendix

Highlighted Values Indicate PAL Exceedances

Grey's Landfill
Volatile Organic Compounds (VOCs) - Groundwater Monitoring Wells Analytical Results

Chemical Analyte	EPA Method	Well GL-19																	
		Sampling Date 7/13/2009		Sampling Date 10/26/2009		Sampling Date 3/1/2010		Sampling Date 6/18/2010		Sampling Date 4/1/2011		Sampling Date 3/21/2013		Sampling Date 9/27/2013		Sampling Date 9/27/2014		Sampling Date 12/17/2014	
		Result (ug/L)	Qualifier	Result (ug/L)	Qualifier	Result (ug/L)	Qualifier	Result (ug/L)	Qualifier	Result (ug/L)	Qualifier	Result (ug/L)	Qualifier	Result (ug/L)	Qualifier	Result (ug/L)	Qualifier	Result (ug/L)	Qualifier
1,1,1,2-Tetrachloroethane	8260	<1.0	U	<1.0	U	NS		<1.0	U	NS		<1.0		<1.0		<1.0		<1.0	
1,1,1-Trichloroethane	8260	<1.0	U	<1.0	U	NS		<1.0	U	NS		<1.0		<1.0		<1.0		<1.0	
1,1,2,2-Tetrachloroethane	8260	<1.0	U	<1.0	U	NS		<1.0	U	NS		<1.0		<1.0		<1.0		<1.0	
1,1,2,2-Tetrachloroethylene (PCE)	8260	4.5		<1.0	U	NS		7.2		NS		4.8		3.0		8.1		11.7	
1,1,2-Trichloroethane	8260	<1.0	U	<1.0	U	NS		<1.0	U	NS		<1.0		<1.0		<1.0		<1.0	
1,1,2-Trichloroethylene (TCE)	8260	<1.0	U	<1.0	U	NS		<1.0	U	NS		<1.0		<1.0		<1.0		<1.0	
1,1-Dichloroethane	8260	<1.0	U	<1.0	U	NS		0.93	J	NS		<1.0		<1.0		1.5		<1.0	
1,1-Dichloroethylene	8260	<1.0	U	<1.0	U	NS		<1.0	U	NS		<1.0		<1.0		<1.0		<1.0	
1,2,3-Trichloropropane	8260	<1.0	U	<1.0	U	NS		<1.0	U	NS		<1.0		<1.0		<1.0		<1.0	
1,2-Dibromo-3-chloropropane	8260	<1.0	U	<1.0	U	NS		<1.0	U	NS		<1.0		<1.0		<1.0		<1.0	
1,2-Dibromoethane	8260	<1.0	U	<1.0	U	NS		<1.0	U	NS		<1.0		<1.0		<1.0		<1.0	
1,2-Dichlorobenzene	8260	<1.0	U	<1.0	U	NS		<1.0	U	NS		<1.0		<1.0		<1.0		<1.0	
1,2-Dichloroethane	8260	<1.0	U	<1.0	U	NS		0.52	J	NS		<1.0		<1.0		<1.0		<1.0	
1,2-Dichloropropane	8260	<1.0	U	<1.0	U	NS		<1.0	U	NS		<1.0		<1.0		<1.0		<1.0	
1,4-Dichlorobenzene	8260	<1.0	U	<1.0	U	NS		<1.0	U	NS		<1.0		<1.0		<1.0		<1.0	
Acetone	8260	<5.0	U	<5.0	U	NS		<5.0	U	NS		<5.0		<5.0		<5.0		<5.0	
Acrylonitrile	8260	<5.0	U	<5.0	U	NS		<5.0	U	NS		<2.0		<2.0		<2.0		<2.0	
Benzene	8260	2.2		<1.0	U	NS		40		NS		3.7		23.8		198		40.2	
Bromochloromethane	8260	<1.0	U	<1.0	U	NS		<1.0	U	NS		<1.0		<1.0		<1.0		<1.0	
Bromodichloromethane	8260	<1.0	U	<1.0	U	NS		<1.0	U	NS		<1.0		<1.0		<1.0		<1.0	
Bromoform	8260	<1.0	U	<1.0	U	NS		<1.0	U	NS		<1.0		<1.0		<1.0		<1.0	
Bromomethane	8260	<1.0	U	<1.0	U	NS		<1.0	U	NS		<1.0		<1.0		<1.0		<1.0	
Carbon disulfide	8260	<1.0	U	<1.0	U	NS		<1.0	U	NS		<1.0		<1.0		<1.0		<1.0	
Carbon Tetrachloride	8260	<1.0	U	<1.0	U	NS		<1.0	U	NS		<1.0		<1.0		<1.0		<1.0	
Chlorobenzene	8260	<1.0	U	<1.0	U	NS		<1.0	U	NS		<1.0		<1.0		<1.0		<1.0	
Chloroethane	8260	<1.0	U	<1.0	U	NS		<1.0	U	NS		<1.0		1.9		<1.0		<1.0	
Chloroform	8260	<1.0	U	<1.0	U	NS		<1.0	U	NS		<1.0		<1.0		<1.0		<1.0	
Chloromethane	8260	<1.0	U	<1.0	U	NS		<1.0	U	NS		<1.0		<1.0		<1.0		<1.0	
cis-1,2-Dichloroethylene (DCE)	8260	<1.0	U	<1.0	U	NS		1.2		NS		<1.0		<1.0		1.1		<1.0	
cis-1,3-Dichloropropylene	8260	<1.0	U	<1.0	U	NS		<1.0	U	NS		<1.0		<1.0		<1.0		<1.0	
Dibromochloromethane	8260	<1.0	U	<1.0	U	NS		<1.0	U	NS		<1.0		<1.0		<1.0		<1.0	
Dibromomethane	8260	<1.0	U	<1.0	U	NS		<1.0	U	NS		<1.0		<1.0		<1.0		<1.0	
Ethylbenzene	8260	<1.0	U	<1.0	U	NS		<1.0	U	NS		<1.0		<1.0		<1.0		<1.0	
Hexachlorobutadiene	8260	<1.0	U	<1.0	U	NS		<1.0	U	NS		<1.0		<1.0		<1.0		<1.0	
Iodomethane	8260	<1.0	U	<1.0	U	NS		<1.0	U	NS		<1.0		<1.0		<1.0		<1.0	
Methyl Butyl Ketone (2-Hexanone)	8260	<5.0	U	<5.0	U	NS		<5.0	U	NS		<5.0		<5.0		<5.0		<5.0	
Methyl Ethyl Ketone (2-Butanone)	8260	<5.0	U	<5.0	U	NS		<5.0	U	NS		<5.0		<5.0		<5.0		<5.0	
Methyl Isobutyl Ketone	8260	<5.0	U	<5.0	U	NS		<5.0	U	NS		<5.0		<5.0		5.6		<5.0	
Methylene Chloride	8260	<1.0	U	<1.0	U	NS		<2.0	U	NS		<1.0		<1.0		<1.0		<1.0	
Methyl-tert-Butyl Ether	8260	<1.0	U	<1.0	U	NS		<1.0	U	NS		<1.0		<1.0		<1.0		<1.0	
Styrene	8260	<1.0	U	<1.0	U	NS		<1.0	U	NS		<1.0		<1.0		<1.0		<1.0	
Toluene	8260	<1.0	U	<1.0	U	NS		<1.0	U	NS		<1.0		<1.0		<1.0		<1.0	
Total Xylenes	8260	<3.0	U	<3.0	U	NS		1.9	J	NS		<1.0		<3.0		<1.0		<1.0	
trans-1,2-Dichloroethylene	8260	<1.0	U	<1.0	U	NS		<1.0	U	NS		<1.0		<1.0		<1.0		<1.0	
trans-1,3-Dichloropropylene	8260	<1.0	U	<1.0	U	NS		<1.0	U	NS		<1.0		<1.0		<1.0		<1.0	
trans-1,4-Dichloro-2-butene	8260	<1.0	U	<1.0	U	NS		<1.0	U	NS		<1.0		<1.0		<1.0		<1.0	
Trichlorofluoromethane	8260	<1.0	U	<1.0	U	NS		<1.0	U	NS		<1.0		<1.0		<1.0		<1.0	
Vinyl acetate	8260	<1.0	U	<1.0	U	NS		<1.0	U	NS		<1.0		<1.0		<1.0		<1.0	
Vinyl chloride	8260	<1.0	U	<1.0	U	NS		<1.0	U	NS		<1.0		<1.0		<1.0		<1.0	

Table Notes:
 ND - Not Detected
 Data qualifiers and units are listed on the first page of this appendix

Highlighted Values Indicate PAL Exceedances

Grey's Landfill
Volatile Organic Compounds (VOCs) - Groundwater Monitoring Wells Analytical Results

Chemical Analyte	EPA Method	Well GL-20 (-5)																	
		Sampling Date		Sampling Date		Sampling Date		Sampling Date		Sampling Date		Sampling Date		Sampling Date		Sampling Date			
		7/9/2009	10/16/2009	3/17/2010	6/17/2010	4/6/2011	3/21/2013	9/27/2013	3/27/2014	12/17/2014	Result (ug/L)	Qualifier	Result (ug/L)	Qualifier	Result (ug/L)	Qualifier	Result (ug/L)	Qualifier	
1,1,1,2-Tetrachloroethane	8260	<1.0	U	<1.0	U	<1.0	U	<1.0	U	<1.0	U	<1.0	U	<1.0	U	<1.0	U	<1.0	U
1,1,1-Trichloroethane	8260	<1.0	U	<1.0	U	<1.0	U	<1.0	U	<1.0	U	<1.0	U	<1.0	U	<1.0	U	<1.0	U
1,1,2,2-Tetrachloroethane	8260	<1.0	U	<1.0	U	<1.0	U	<1.0	U	<1.0	U	<1.0	U	<1.0	U	<1.0	U	<1.0	U
1,1,2,2-Tetrachloroethylene (PCE)	8260	<1.0	U	<1.0	U	<1.0	U	<1.0	U	<1.0	M6, U	<1.0	U	<1.0	U	<1.0	U	<1.0	U
1,1,2-Trichloroethane	8260	<1.0	U	<1.0	U	<1.0	U	<1.0	U	<1.0	U	<1.0	U	<1.0	U	<1.0	U	<1.0	U
1,1,2-Trichloroethylene (TCE)	8260	<1.0	U	<1.0	U	<1.0	U	<1.0	U	<1.0	U	<1.0	U	<1.0	U	<1.0	U	<1.0	U
1,1-Dichloroethane	8260	3.6	U	5.6	U	2.0	U	6.4	U	3.1	U	2.4	U	1.7	U	<1.0	U	<1.0	U
1,1-Dichloroethylene	8260	<1.0	U	<1.0	U	<1.0	U	<1.0	U	<1.0	U	<1.0	U	<1.0	U	<1.0	U	<1.0	U
1,2,3-Trichloropropane	8260	<1.0	U	<1.0	U	<1.0	U	<1.0	U	<1.0	U	<1.0	U	<1.0	U	<1.0	U	<1.0	U
1,2-Dibromo-3-chloropropane	8260	<1.0	U	<1.0	U	<1.0	U	<1.0	U	<5.0	M10, U	<1.0	U	<1.0	U	<1.0	U	<1.0	U
1,2-Dibromoethane	8260	<1.0	U	<1.0	U	<1.0	U	<1.0	U	<1.0	U	<1.0	U	<1.0	U	<1.0	U	<1.0	U
1,2-Dichlorobenzene	8260	<1.0	U	<1.0	U	<1.0	U	<1.0	U	<1.0	U	<1.0	U	<1.0	U	<1.0	U	<1.0	U
1,2-Dichloroethane	8260	<1.0	U	<1.0	U	<1.0	U	<1.0	U	<1.0	U	<1.0	U	<1.0	U	<1.0	U	<1.0	U
1,2-Dichloropropane	8260	<1.0	U	<1.0	U	<1.0	U	<1.0	U	<1.0	U	<1.0	U	<1.0	U	<1.0	U	<1.0	U
1,4-Dichlorobenzene	8260	<1.0	U	<1.0	U	<1.0	U	<1.0	U	<1.0	U	<1.0	U	<1.0	U	<1.0	U	<1.0	U
Acetone	8260	<5.0	U	<5.0	U	<5.0	U	<5.0	U	<25	U	<5.0	U	<5.0	U	<5.0	U	<5.0	U
Acrylonitrile	8260	<5.0	U	<5.0	U	<5.0	U	<5.0	U	<5.0	U	<2.0	U	<2.0	U	<2.0	U	<2.0	U
Benzene	8260	32	U	43	U	24	U	71	U	36	U	23.6	U	227	U	<1.0	U	6.7	U
Bromochloromethane	8260	<1.0	U	<1.0	U	<1.0	U	<1.0	U	<1.0	U	<1.0	U	<1.0	U	<1.0	U	<1.0	U
Bromodichloromethane	8260	<1.0	U	<1.0	U	<1.0	U	<1.0	U	<1.0	U	<1.0	U	<1.0	U	<1.0	U	<1.0	U
Bromoform	8260	<1.0	U	<1.0	U	<1.0	U	<1.0	U	<1.0	U	<1.0	U	<1.0	U	<1.0	U	<1.0	U
Bromomethane	8260	<1.0	U	<1.0	U	<1.0	U	<1.0	U	<5.0	U	<1.0	U	<1.0	U	<1.0	U	<1.0	U
Carbon disulfide	8260	<1.0	U	<1.0	U	<1.0	U	<1.0	U	<1.0	U	<1.0	U	<1.0	U	<1.0	U	<1.0	U
Carbon Tetrachloride	8260	<1.0	U	<1.0	U	<1.0	U	<1.0	U	<1.0	U	<1.0	U	<1.0	U	<1.0	U	<1.0	U
Chlorobenzene	8260	<1.0	U	<1.0	U	<1.0	U	<1.0	U	<1.0	U	<1.0	U	<1.0	U	<1.0	U	<1.0	U
Chloroethane	8260	<1.0	U	<1.0	U	<1.0	U	<1.0	U	<1.0	U	<1.0	U	1.6	U	<1.0	U	<1.0	U
Chloroform	8260	<1.0	U	<1.0	U	<1.0	U	<1.0	U	<1.0	U	<1.0	U	<1.0	U	<1.0	U	<1.0	U
Chloromethane	8260	<1.0	U	<1.0	U	<1.0	U	<1.0	U	<1.0	U	<1.0	U	<1.0	U	<1.0	U	<1.0	U
cis-1,2-Dichloroethylene (DCE)	8260	<1.0	U	<1.0	U	<1.0	U	<1.0	U	<1.0	U	<1.0	U	4.8	U	<1.0	U	<1.0	U
cis-1,3-Dichloropropylene	8260	<1.0	U	<1.0	U	<1.0	U	<1.0	U	<1.0	U	<1.0	U	<1.0	U	<1.0	U	<1.0	U
Dibromochloromethane	8260	<1.0	U	<1.0	U	<1.0	U	<1.0	U	<1.0	U	<1.0	U	<1.0	U	<1.0	U	<1.0	U
Dibromomethane	8260	<1.0	U	<1.0	U	<1.0	U	<1.0	U	<2.0	U	<1.0	U	<1.0	U	<1.0	U	<1.0	U
Ethylbenzene	8260	<1.0	U	<1.0	U	0.52	J	1.0	U	0.80	J	<1.0	U	1.6	U	<1.0	U	<1.0	U
Hexachlorobutadiene	8260	<1.0	U	2.5	U	<1.0	U	<1.0	U	<5.0	U	<1.0	U	<1.0	U	<1.0	U	<1.0	U
Iodomethane	8260	<1.0	U	<1.0	U	<1.0	L3, U	<1.0	U	<1.0	V1, U	<1.0	U	<1.0	U	<1.0	U	<1.0	U
Methyl Butyl Ketone (2-Hexanone)	8260	<5.0	U	<5.0	U	<5.0	U	<5.0	U	<5.0	R1, U	<5.0	U	<5.0	U	<5.0	U	<5.0	U
Methyl Ethyl Ketone (2-Butanone)	8260	<5.0	U	<5.0	U	<5.0	U	<5.0	U	<5.0	R1, U	<5.0	U	<5.0	U	<5.0	U	<5.0	U
Methyl Isobutyl Ketone	8260	<5.0	U	<5.0	U	<5.0	U	<5.0	U	<5.0	U	<5.0	U	<5.0	U	<5.0	U	<5.0	U
Methylene Chloride	8260	<1.0	U	<1.0	U	<1.0	U	<2.0	U	<5.0	U	<1.0	U	<1.0	U	<1.0	U	<1.0	U
Methyl-tert-Butyl Ether	8260	<1.0	U	<1.0	U	<1.0	U	<1.0	U	<1.0	U	<1.0	U	<1.0	U	<1.0	U	<1.0	U
Styrene	8260	<1.0	U	<1.0	U	<1.0	U	<1.0	U	<1.0	U	<1.0	U	<1.0	U	<1.0	U	<1.0	U
Toluene	8260	1.1	U	1.2	U	0.71	J	1.6	U	1.2	U	<1.0	U	41.9	U	<1.0	U	<1.0	U
Total Xylenes	8260	<3.0	U	3.2	U	<3.0	U	9.1	U	3.7	U	2.1	U	10.4	U	<1.0	U	<1.0	U
trans-1,2-Dichloroethylene	8260	<1.0	U	<1.0	U	<1.0	U	<1.0	U	<1.0	U	<1.0	U	27.6	U	<1.0	U	<1.0	U
trans-1,3-Dichloropropylene	8260	<1.0	U	<1.0	U	<1.0	U	<1.0	U	<1.0	U	<1.0	U	<1.0	U	<1.0	U	<1.0	U
trans-1,4-Dichloro-2-butene	8260	<1.0	U	<1.0	U	<1.0	U	<1.0	U	<5.0	U	<1.0	U	<1.0	U	<1.0	U	<1.0	U
Trichlorofluoromethane	8260	<1.0	U	<1.0	U	<1.0	U	<1.0	U	<1.0	R1, U	<1.0	U	<1.0	U	<1.0	U	<1.0	U
Vinyl acetate	8260	<1.0	U	<1.0	U	<1.0	U	<1.0	U	<1.0	U	<1.0	U	<1.0	U	<1.0	U	<1.0	U
Vinyl chloride	8260	<1.0	U	<1.0	U	<1.0	U	<1.0	U	<1.0	U	<1.0	U	1.8	U	<1.0	U	<1.0	U

Table Notes:
 ND - Not Detected
 Data qualifiers and units are listed on the first page of this appendix

Highlighted Values Indicate PAL Exceedances

Grey's Landfill
Volatile Organic Compounds (VOCs) - Groundwater Monitoring Wells Analytical Results

	EPA Method	Well TS-01 (-7)															
		Sampling Date		Sampling Date		Sampling Date		Sampling Date		Sampling Date		Sampling Date		Sampling Date		Sampling Date	
		7/7/2009	10/26/2009	3/15/2010	6/3/2010	3/31/2011	3/21/2013	9/27/2013	3/27/2014	12/17/2014							
		Result (ug/L)	Qualifier	Result (ug/L)	Qualifier	Result (ug/L)	Qualifier	Result (ug/L)	Qualifier	Result (ug/L)	Qualifier	Result (ug/L)	Qualifier	Result (ug/L)	Qualifier	Result (ug/L)	Qualifier
1,1,1,2-Tetrachloroethane	8260	<1.0	U	<1.0	U	<1.0	U	<1.0	E4, U	<1.0	U	<1.0	U	<1.0	U	<1.0	U
1,1,1-Trichloroethane	8260	<1.0	U	<1.0	U	<1.0	U	<1.0	E4, U	<1.0	U	<1.0	U	<1.0	U	<1.0	U
1,1,2,2-Tetrachloroethane	8260	<1.0	U	<1.0	U	<1.0	U	<1.0	U	<1.0	U	<1.0	U	<1.0	U	<1.0	U
1,1,2,2-Tetrachloroethylene (PCE)	8260	<1.0	U	<1.0	U	<1.0	U	<1.0	E4, U	<1.0	U	<1.0	U	<1.0	U	<1.0	U
1,1,2-Trichloroethane	8260	<1.0	U	<1.0	U	<1.0	U	<1.0	E4, U	<1.0	U	<1.0	U	<1.0	U	<1.0	U
1,1,2-Trichloroethylene (TCE)	8260	<1.0	U	<1.0	U	<1.0	U	<1.0	E4, U	<1.0	U	<1.0	U	<1.0	U	<1.0	U
1,1-Dichloroethane	8260	1.4		<1.0	U	0.99	J	1.0	E4	2.9		3.1		2.6		2.2	
1,1-Dichloroethylene	8260	<1.0	U	<1.0	U	<1.0	U	<1.0	E4, U	<1.0	U	<1.0	U	<1.0	U	<1.0	U
1,2,3-Trichloropropane	8260	<1.0	U	<1.0	U	<1.0	U	<1.0	U	<1.0	R2, U	<1.0	U	<1.0	U	<1.0	U
1,2-Dibromo-3-chloropropane	8260	<1.0	U	<1.0	U	<1.0	U	<1.0	U	<5.0	U	<1.0	U	<1.0	U	<1.0	U
1,2-Dibromoethane	8260	<1.0	U	<1.0	U	<1.0	U	<1.0	E4, U	<1.0	U	<1.0	U	<1.0	U	<1.0	U
1,2-Dichlorobenzene	8260	<1.0	U	<1.0	U	<1.0	U	<1.0	U	<1.0	U	<1.0	U	<1.0	U	<1.0	U
1,2-Dichloroethane	8260	<1.0	U	<1.0	U	<1.0	U	<1.0	E4, U	<1.0	U	<1.0	U	<1.0	U	<1.0	U
1,2-Dichloropropane	8260	<1.0	U	<1.0	U	<1.0	U	<1.0	E4, U	<1.0	U	<1.0	U	<1.0	U	<1.0	U
1,4-Dichlorobenzene	8260	<1.0	U	<1.0	U	<1.0	U	<1.0	U	<1.0	U	<1.0	U	<1.0	U	<1.0	U
Acetone	8260	<5.0	U	<5.0	U	<5.0	U	<5.0	E4, U	<25	U	<5.0	U	<5.0	U	<5.0	U
Acrylonitrile	8260	<5.0	U	<5.0	U	<5.0	U	<5.0	E4, U	<5.0	U	<2.0	U	<2.0	U	<2.0	U
Benzene	8260	5.9		5.4		3.9		2.6	E4	18		16.0		13.9		11.6	
Bromochloromethane	8260	<1.0	U	<1.0	U	<1.0	U	<1.0	E4, U	<1.0	U	<1.0	U	<1.0	U	<1.0	U
Bromodichloromethane	8260	<1.0	U	<1.0	U	<1.0	U	<1.0	E4, U	<1.0	U	<1.0	U	<1.0	U	<1.0	U
Bromoform	8260	<1.0	U	<1.0	U	<1.0	U	<1.0	E4, U	<1.0	U	<1.0	U	<1.0	U	<1.0	U
Bromomethane	8260	<1.0	U	<1.0	U	<1.0	U	<1.0	E4, U	<5.0	R2, U	<1.0	U	<1.0	U	<1.0	U
Carbon disulfide	8260	<1.0	U	<1.0	U	0.79	J	<1.0	E4, U	<1.0	U	<1.0	U	<1.0	U	<1.0	U
Carbon Tetrachloride	8260	<1.0	U	<1.0	U	<1.0	U	<1.0	E4, U	<1.0	U	<1.0	U	<1.0	U	<1.0	U
Chlorobenzene	8260	<1.0	U	<1.0	U	<1.0	U	<1.0	E4, U	<1.0	U	<1.0	U	<1.0	U	<1.0	U
Chloroethane	8260	<1.0	U	<1.0	U	<1.0	U	<1.0	E4, U	<1.0	U	<1.0	U	<1.0	U	<1.0	U
Chloroform	8260	<1.0	U	<1.0	U	<1.0	U	<1.0	E4, U	<1.0	U	<1.0	U	<1.0	U	<1.0	U
Chloromethane	8260	<1.0	U	<1.0	U	<1.0	U	<1.0	E4, U	<1.0	U	<1.0	U	<1.0	U	<1.0	U
cis-1,2-Dichloroethylene (DCE)	8260	<1.0	U	<1.0	U	<1.0	U	<1.0	E4, U	0.93	J	<1.0	U	<1.0	U	<1.0	U
cis-1,3-Dichloropropylene	8260	<1.0	U	<1.0	U	<1.0	U	<1.0	E4, U	<1.0	U	<1.0	U	<1.0	U	<1.0	U
Dibromochloromethane	8260	<1.0	U	<1.0	U	<1.0	U	<1.0	E4, U	<1.0	U	<1.0	U	<1.0	U	<1.0	U
Dibromomethane	8260	<1.0	U	<1.0	U	<1.0	U	<1.0	E4, U	<2.0	U	<1.0	U	<1.0	U	<1.0	U
Ethylbenzene	8260	<1.0	U	<1.0	U	<1.0	U	<1.0	E4, U	<1.0	U	<1.0	U	<1.0	U	<1.0	U
Hexachlorobutadiene	8260	<1.0	U	<1.0	U	<1.0	U	<1.0	U	<5.0	U	<1.0	U	<1.0	U	<1.0	U
Iodomethane	8260	<1.0	U	<1.0	U	<1.0	U	<1.0	E4, U	<1.0	V1, U	<1.0	U	<1.0	U	<1.0	U
Methyl Butyl Ketone (2-Hexanone)	8260	<5.0	U	<5.0	U	<5.0	U	<5.0	E4, U	<5.0	U	<5.0	U	<5.0	U	<5.0	U
Methyl Ethyl Ketone (2-Butanone)	8260	<5.0	U	<5.0	U	<5.0	U	<5.0	E4, U	<5.0	U	<5.0	U	<5.0	U	<5.0	U
Methyl Isobutyl Ketone	8260	<5.0	U	<5.0	U	<5.0	U	<5.0	E4, U	<5.0	U	5.3		<5.0	U	<5.0	U
Methylene Chloride	8260	<1.0	U	<1.0	U	<1.0	U	<2.0	E4, U	<5.0	U	<1.0	U	<1.0	U	<1.0	U
Methyl-tert-Butyl Ether	8260	<1.0	U	<1.0	U	<1.0	U	<1.0	E4, U	<1.0	U	<1.0	U	<1.0	U	<1.0	U
Styrene	8260	<1.0	U	<1.0	U	<1.0	U	<1.0	E4, U	<1.0	U	<1.0	U	<1.0	U	<1.0	U
Toluene	8260	<1.0	U	<1.0	U	<1.0	U	<1.0	E4, U	0.44	J	<1.0	U	<1.0	U	<1.0	U
Total Xylenes	8260	<3.0	U	<3.0	U	<3.0	U	9.0		0.50	J	<1.0	U	<1.0	U	<1.0	U
trans-1,2-Dichloroethylene	8260	<1.0	U	<1.0	U	<1.0	U	<1.0	E4, U	<1.0	U	<1.0	U	<3.0	U	<1.0	U
trans-1,3-Dichloropropylene	8260	<1.0	U	<1.0	U	<1.0	U	<1.0	E4, U	<1.0	U	<1.0	U	<1.0	U	<1.0	U
trans-1,4-Dichloro-2-butene	8260	<1.0	U	<1.0	U	<1.0	U	<1.0	U	<5.0	U	<1.0	U	<1.0	U	<1.0	U
Trichlorofluoromethane	8260	<1.0	U	<1.0	U	<1.0	U	<1.0	E4, U	<1.0	U	<1.0	U	<1.0	U	<1.0	U
Vinyl acetate	8260	<1.0	U	<1.0	U	<1.0	U	<1.0	E4, U	<1.0	U	<1.0	U	<1.0	U	<1.0	U
Vinyl chloride	8260	<1.0	U	<1.0	U	<1.0	U	<1.0	E4, U	<1.0	U	<1.0	U	<1.0	U	<1.0	U

Table Notes:
 ND - Not Detected
 Data qualifiers and units are listed on the first page of this appendix

Highlighted Values Indicate PAL Exceedances

APPENDIX E

Grey's Landfill
Inorganic Compounds - Groundwater Monitoring Wells Analytical Results

Chemical Analyte	Units	Well GL-02 (-29)															
		Sampling Date		Sampling Date		Sampling Date		Sampling Date		Sampling Date		Sampling Date		Sampling Date		Sampling Date	
		7/7/2009	10/21/2009	3/16/2010	6/2/2010	4/1/2011	3/21/2013	9/26/2013	3/26/2014	12/9/2014	Result (mg/L)	Qualifier	Result (mg/L)	Qualifier	Result (mg/L)	Qualifier	
Alkalinity	mg CaCO3/L	<1.0	100	<1.0	U	50		<1.0	U	70		<10.0		76		184	
Ammonia (N)	mg/L	2.7	2.8	3.2		3.3		2.9		2.9		4.4		3.1		2.8	
Antimony	mg/L	<0.0050	<0.0050	<0.0050	U, D	<0.0050	U, D	<0.0050	U	<0.0025	D3	<0.00050		<0.00050		<0.00050	
Arsenic	mg/L	0.0074	0.0052	0.0023	J, D	0.0057	D	0.0037		<0.0025	D3	<0.00050		0.0015		0.0017	
Barium	mg/L	0.095	0.094	0.090	D	0.094	D	0.12		0.097		0.248		0.094		0.103	
Beryllium	mg/L	<0.0025	<0.0010	<0.0025	U, D	<0.0025	U, D	0.0048	J, D	0.002	D3	0.0034		<0.00020		<0.00020	
Cadmium	mg/L	<0.00050	<0.00050	0.0032	D	<0.00050	U, D	<0.00050	U	<0.00040	D3	0.00021		<0.000080		<0.000080	
Calcium	mg/L	50	45	50	D	46		46		48		51.3		49.4		50.4	
Chloride	mg/L	920	D	1300	D	1300	D	1500	D	1850	D	1240		1440		1430	
Chromium	mg/L	<0.0025	<0.0025	<0.0025	U, D	<0.0025	U, D	<0.0020	U	<0.0025	D3	0.00066		0.00053		0.0023	
Cobalt	mg/L	<0.0050	<0.0050	<0.0050	U, D	<0.0050	U, D	0.00072	J	<0.0025	D3	0.00071		0.0011		0.0013	
COD, Total	mg/L	19	70	58		37		18		112		97.8		104		121	
Conductivity	umhos/cm	4400	5300	4400		4300		4600		5450		4680				4100	
Copper	mg/L	0.0082	<0.0020	0.0064	D	<0.0020	U, D	0.0011		0.0042		0.0015		<0.0010		<0.0010	
Hardness (as CaCO3)	mg/L	480	450	430		450		440		457		460		441		473	
Iron	mg/L	140	150	17	D	170	D	9.6	B4	85.1		5.90		170		174	
Lead	mg/L	<0.0020	<0.0020	0.0062	D	<0.0020	U, D	0.00040	J	0.00056		0.00043		0.00011		0.00088	
Magnesium	mg/L	86	83	75	D	82		79		82.6		89.0		80.5		92.7	
Manganese	mg/L	5.9	5.8	5.6	D	5.0	D	6.3	D	3.0		6.21		5.6			
Mercury	mg/L	<0.00020	<0.00020	<0.00020	U	<0.00020	U	<0.00020	U	<0.00020		<0.00020		<0.00020		<0.00020	
Nickel	mg/L	<0.0050	<0.0050	0.0027	J, D	0.00069	J, D	0.0026	J	<0.0025	D3	0.0014		0.0010		0.0024	
Nitrogen, Nitrate	mg/L	<0.050	<0.05	<0.050		<0.050		<0.050		<0.060		0.074		<0.060		<0.060	
Nitrogen, Nitrate-Nitrite	mg/L	<0.050	<0.05	0.018	J	<0.050	U	<0.050	U			<0.10		<0.10			
Nitrogen, Nitrite	mg/L	<0.0050	<0.0050	<0.012	U	0.0070	J	<0.012	U	0.022		<0.010		0.015		0.015	
pH	pH Units	3.08	5.50	3.15		3.50		3.03		6.1		3.1		6.2		6.2	
Potassium	mg/L	19	B2	16		14	D	17	B	14	D	15.2		15.1		14.7	
Selenium	mg/L	0.024	0.017	0.0096	D	0.0093	D	0.014	J, D	<0.0025	D3	<0.00050		<0.00050		<0.00050	
Silver	mg/L	<0.0020	<0.0020	0.00063	J, D, B	<0.0020	U, D	<0.0010	U	<0.0025	D3	0.00055		<0.00050		<0.00050	
Sodium	mg/L	670	590	600	D	700	D	680	D	370		688		738		742	
Sulfate as SO4	mg/L	140	D	130	D	130	D	95	D	110	D	135		97.6		131	
Thallium	mg/L	<0.0020	<0.0020	<0.0020	U, D	<0.0020	U, D	<0.0050	U, D	<0.00050	D3	<0.00010		<0.00010		<0.00010	
Total Dissolved Solids	mg/L	2600	1800	2000	D	2200	D	2100	D	2730		2300		2340		2700	
Turbidity	NTU	4.2	130	2.8		130		3.6		87		1.3		134		30.8	
Vanadium	mg/L	<0.0050	<0.0050	<0.0050	U, D	<0.0050	U	0.020	J, D	<0.00050	D3	0.00029		<0.0010		0.0021	
Zinc	mg/L	<0.020	<0.020	0.081	D	<0.020	U, D	0.0053		0.032	D3	0.0469		<0.0050		<0.0050	

Table Notes:
Data qualifiers and units are listed on the first page of this appendix

Highlighted Values Indicate PAL Exceedances

Grey's Landfill
Inorganic Compounds - Groundwater Monitoring Wells Analytical Results

Chemical Analyte	Units	Well GL-02 (-5)															
		Sampling Date 7/7/2009		Sampling Date 10/21/2009		Sampling Date 3/16/2010		Sampling Date 6/2/2010		Sampling Date 4/1/2011		Sampling Date	Sampling Date	Sampling Date	Sampling Date		
		Result (mg/L)	Qualifier	Result (mg/L)	Qualifier	Result (mg/L)	Qualifier	Result (mg/L)	Qualifier	Result (mg/L)	Qualifier					Result (mg/L)	Qualifier
Alkalinity	mg CaCO3/L	240		170		160	D	180	D	270	D					140	
Ammonia (N)	mg/L	3.3		6.7	D	23	D	44	D	0.22					11.6		
Antimony	mg/L	<0.0050		<0.0050		<0.0050	U, D	<0.0050	U, D	0.00058	J				0.0019		
Arsenic	mg/L	0.0061		0.0062		0.0061	D	0.0038	J, D	0.0058					0.0048		
Barium	mg/L	0.044		0.037		0.022	D	0.037	D	0.041					0.0381		
Beryllium	mg/L	<0.0025		<0.0010		<0.0025	U, D	<0.0025	U, D	<0.0010	U				0.0002		
Cadmium	mg/L	0.0025		0.0015		0.0016	D	<0.00050	U, D	0.0012					0.006		
Calcium	mg/L	120		110		64	D	98	D	92	D				151		
Chloride	mg/L	14		180	D	120	D	200	D	220	D				1430		
Chromium	mg/L	0.012		0.0060		0.0026	D	<0.0025	U, D	0.0045					0.0172		
Cobalt	mg/L	<0.0050		<0.0050		<0.0050	U, D	<0.0050	U, D	0.0012	J				0.0014		
COD, Total	mg/L	120	D	150		130		140		190	D				136		
Conductivity	umhos/cm	1700		2100		1700		1700		1800					1340		
Copper	mg/L	0.014		0.0082		0.0085	D	<0.0020	U, D	0.0061					0.0036		
Hardness (as CaCO3)	mg/L	550		580		290		440		420					474		
Iron	mg/L	12		10		4.6	D	1.4	D	7.0	B4				6.05		
Lead	mg/L	0.059		0.034		0.028	D	<0.0020	U, D	0.0080					0.0778		
Magnesium	mg/L	57		73		32	D	48	D	46	D				31.2		
Manganese	mg/L	0.67		0.44		0.25	D	0.30	D	0.44							
Mercury	mg/L	<0.00020		<0.00020		0.000047	J	<0.00020	U	<0.00020	U				<0.00020		
Nickel	mg/L	0.025		0.027		0.022	D	0.020	D	0.031					0.0284		
Nitrogen, Nitrate	mg/L	<0.050		<0.05		<0.050		1.9		<0.050					7		
Nitrogen, Nitrate-Nitrite	mg/L	<0.050		<0.05		0.011	J	2.0		<0.050	U						
Nitrogen, Nitrite	mg/L	0.024		0.011		0.0060	J	0.17		0.0074	J				0.59		
pH	pH Units	7.22		6.80		6.31		6.30		7.87					7.7		
Potassium	mg/L	84	B2	64		61	D	92	D, B	89					90.4		
Selenium	mg/L	0.014		0.013		0.0069	D	0.0068	D	0.010					0.01		
Silver	mg/L	<0.0020		<0.0020		0.00070	J, D, B	<0.0020	U, D	<0.0010	U				<0.00050		
Sodium	mg/L	140		110		87	D	160	D	160	D				127		
Sulfate as SO4	mg/L	360	D	260	D	140	D	340	D	280	D				484		
Thallium	mg/L	<0.0020		<0.0020		<0.0020	U, D	<0.0020	U, D	0.00049	J				<0.00010		
Total Dissolved Solids	mg/L	1200		1200		840	D	1100	D	1100	D				1190		
Turbidity	NTU	31		21		19		4.2		53	D				54.5		
Vanadium	mg/L	0.013		0.0060		0.0091	D	0.0033	J	0.010					0.0216		
Zinc	mg/L	0.63		0.40		0.25	D	<0.020	U, D	0.12					0.769		

Table Notes:
Data qualifiers and units are listed on the first page of this appendix

Highlighted Values Indicate PAL Exceedances

Grey's Landfill
Inorganic Compounds - Groundwater Monitoring Wells Analytical Results

Chemical Analyte	Units	Well GL-03 (-16)																	
		Sampling Date		Sampling Date		Sampling Date		Sampling Date		Sampling Date		Sampling Date		Sampling Date		Sampling Date			
		7/9/2009	10/14/2009	3/18/2010	6/3/2010	3/28/2011	3/21/2013	9/27/2013	3/28/2014	12/9/2014	Result (mg/L)	Qualifier	Result (mg/L)	Qualifier	Result (mg/L)	Qualifier	Result (mg/L)	Qualifier	
Alkalinity	mg CaCO3/L	400		680		400	D	540	D	640	Z10a, D	576		610		696		720	
Ammonia (N)	mg/L	7.2	D	9.7	D	12	D	0.18		9.5	D	23.9		10.7		9.8		8.7	
Antimony	mg/L	<0.0050		<0.0050		<0.0050	U, D	<0.0050	U, D	0.00048	J	<0.0025	D3	<0.00050		0.0019		<0.00050	
Arsenic	mg/L	0.0080		0.0075		0.0052	D	0.0077	D	0.0056		0.0035		0.0056		0.0051		0.0067	
Barium	mg/L	0.075		0.075		0.068	D	0.068	D	0.066		0.073		0.0693		0.063		0.0845	
Beryllium	mg/L	<0.0025		<0.0050		<0.0025	U, D	<0.0025	U, D	<0.0010	U	<0.001	D3	<0.00020		<0.00020		<0.00020	
Cadmium	mg/L	<0.00050		<0.00050		<0.00050	U, D	<0.00050	U, D	<0.00050	U	<0.00040	D3	<0.000080		<0.000080		<0.00010	
Calcium	mg/L	100		100		110	D	110	D	100	D	99.8		113		168		165	
Chloride	mg/L	450	D	48		30		460	D	260	D	348		328		728		17.7	
Chromium	mg/L	<0.0025		<0.0025		0.0032	D	<0.0025	U, D	0.0023		<0.0025	D3	0.0011		0.0024		0.0062	
Cobalt	mg/L	<0.0050		<0.0050		0.0026	J, D	<0.0050	U, D	0.0026	J	<0.0025	D3	0.0032		0.0056		0.0036	
COD, Total	mg/L	180	D	300	D	210	D	200	D	180	D	283		370		499		352	
Conductivity	umhos/cm	1500		2200	H1	2100		3400		1800		1940		2170				2310	
Copper	mg/L	0.0030		<0.0020		<0.0020	U, D	<0.0020	U, D	<0.0010	U	<0.0025	D3	0.00080		0.0078		0.0014	
Hardness (as CaCO3)	mg/L	560		540		530		580		540		521		553		744		701	
Iron	mg/L	0.18		0.13		0.36	J, D	0.11	D	0.081	D	<0.25		0.131		1.3		9.05	
Lead	mg/L	<0.0020		<0.0020		<0.0020	U, D	<0.0020	U, D	<0.0010	U	<0.00050	D3	0.00010		0.0016		0.0022	
Magnesium	mg/L	74		69		63	D	72	D	69	D	66.6		67.6		93.6		86.8	
Manganese	mg/L	0.16		0.18		0.19	D	0.17	D	0.23		0.25		0.295		0.40		0.966	
Mercury	mg/L	<0.00020		<0.00020		<0.00020	U	<0.00020	U	<0.00020	U	<0.00020		<0.00020		<0.00020		<0.00020	
Nickel	mg/L	<0.0050		<0.0050		0.0027	J, D	0.0016	J, D	0.0058		<0.0025	D3	0.0012		0.0019		0.0059	
Nitrogen, Nitrate	mg/L	<0.050		<0.050		<0.050		<0.050		<0.050		<0.060		0.19		<0.060		<0.060	
Nitrogen, Nitrate-Nitrite	mg/L	<0.050		<0.050		<0.050	U	<0.050	U	<0.050	U			0.23		<0.10		<0.10	
Nitrogen, Nitrite	mg/L	0.014		0.016		0.0055	J	<0.012	U	0.0090	J	<0.010		0.034		<0.010		<0.020	
pH	pH Units	7.95		8.20		8.21		8.60		8.10		7.9		8.1		7.7	H6	8.4	
Potassium	mg/L	15	B2	15	B2	14	D	19	D, B	13	D	12.1		15.9		29.5		14.8	
Selenium	mg/L	0.010		0.0077		0.0051	D	0.0060	D	0.0087		<0.0025	D3	0.0020		0.0020		0.0019	
Silver	mg/L	<0.0020		<0.0020		0.0019	J, D, B	<0.0020	U, D	<0.0010	U	<0.0025	D3	<0.00050		<0.00050		<0.00050	
Sodium	mg/L	150		190		190	D	300	D	190	D	178		270		531		235	
Sulfate as SO4	mg/L	90	D	180	D	81	D	90	D	84	D	48.3		45.4		18.5		28.3	
Thallium	mg/L	<0.0020		<0.0020		<0.0020	U, D	<0.0020	U, D	<0.0010	U	<0.00050	D3	<0.00010		<0.00010		<0.00010	
Total Dissolved Solids	mg/L	1500		1200		1300	D	1400	D	1200	D	1130		1370		2330		1310	
Turbidity	NTU	160		88		2.7		6.8		11		8.0		116		1630		53.0	
Vanadium	mg/L	<0.0050		<0.0050		<0.0050	U, D	0.0022	J	<0.0050	U	0.0032		0.0042		0.0075		0.0551	
Zinc	mg/L	<0.020		<0.020		<0.020	U, D	<0.020	U, D	<0.0050	U	0.028		0.0085		0.021		0.0142	

Table Notes:
Data qualifiers and units are listed on the first page of this appendix

Highlighted Values Indicate PAL Exceedances

Grey's Landfill
Inorganic Compounds - Groundwater Monitoring Wells Analytical Results

Chemical Analyte	Units	Well GL-03 (-3)															
		Sampling Date		Sampling Date		Sampling Date		Sampling Date		Sampling Date		Sampling Date		Sampling Date		Sampling Date	
		7/9/2009	10/14/2009	3/17/2010	6/3/2010	3/21/2013	9/27/2013	3/28/2014	12/9/2014	Result (mg/L)	Qualifier	Result (mg/L)	Qualifier	Result (mg/L)	Qualifier	Result (mg/L)	Qualifier
Alkalinity	mg CaCO3/L	240	200	550	300			500		210		116		554			
Ammonia (N)	mg/L	<0.10	1.8	2.0	2.4			1.5		1.8		1.1		1.7			
Antimony	mg/L	<0.0050	<0.0050	<0.0050	<0.0050			<0.0025	D3	<0.00050		0.0016		<0.00050			
Arsenic	mg/L	<0.0050	<0.0050	<0.0050	<0.0050			<0.0025	D3	0.0019		0.0011		0.0014			
Barium	mg/L	0.067	0.061	0.061	0.073			0.058		0.0646		0.082		0.101			
Beryllium	mg/L	<0.0025	<0.0050	<0.0025	<0.0025			<0.0010	D3	<0.00020		<0.00020		<0.00020			
Cadmium	mg/L	<0.00050	<0.0050	<0.00050	<0.00050			<0.00040	D3	<0.000080		<0.000080		<0.000080			
Calcium	mg/L	150	150	180	150			163	M6	153		233		210			
Chloride	mg/L	7.5	9.0	15	12			12.2		11.0		17.4		<3.0			
Chromium	mg/L	0.0028	<0.0025	0.0087	<0.0025			<0.0025	D3	0.0010		0.017		0.0123			
Cobalt	mg/L	<0.0050	<0.0050	<0.0050	<0.0050			<0.0025	D3	<0.00050		<0.0010		<0.00050			
COD, Total	mg/L	<10	51	4.0	<10			13.8		12.3		16.2		<10.0			
Conductivity	umhos/cm	1400	1300	1900	3000			1790		1360				2390			
Copper	mg/L	0.016	0.0	0.018	<0.0020			0.0042		0.0020		0.015		0.0094			
Hardness (as CaCO3)	mg/L	390	370	450	390			403		366		563		524			
Iron	mg/L	<0.0050	<0.0025	<0.050	0.035			<0.25	D3	0.102		<0.050		0.157			
Lead	mg/L	0.0085	0.0073	0.13	0.016			0.0065		0.0030		0.061		0.0271			
Magnesium	mg/L	<0.010	<0.050	<0.10	<0.10			0.035		0.0995		<0.20		<0.20			
Manganese	mg/L	0.0056	<0.0050	<0.0050	0.0022			<0.0025	D3	0.0047		0.0017		0.0101			
Mercury	mg/L	<0.00020	<0.00020	0.000031	<0.00020			<0.00020		<0.00020		<0.00020		<0.00020			
Nickel	mg/L	0.0059	<0.0050	0.0043	0.0026			<0.0025	D3	0.0012		0.0012		0.002			
Nitrogen, Nitrate	mg/L	<0.050	<0.05	<0.050	<0.050			<0.060		<0.060		<0.060		0.19			
Nitrogen, Nitrate-Nitrite	mg/L	<0.050	<0.05	0.55	<0.050					<0.10		0.49		0.84			
Nitrogen, Nitrite	mg/L	0.094	0.0076	0.71	<0.012			0.093		<0.010		0.45		0.65			
pH	pH Units	11.6	11.3	12.5	11.9			11.8		11.6		11.8	H6	12.1			
Potassium	mg/L	14	19.0	8.9	12			11.1		17.3		8.5		12.4			
Selenium	mg/L	<0.0050	<0.0050	0.0039	<0.0050			<0.0025	D3	0.0020		0.0024		0.0018			
Silver	mg/L	<0.0020	<0.0020	0.00055	<0.0020			<0.0025	D3	<0.00050		<0.00050		<0.00050			
Sodium	mg/L	13	10	13	14			11.4		13.0		15.5		14.9			
Sulfate as SO4	mg/L	91	120	72	73			126		175		67.5		70			
Thallium	mg/L	<0.0020	<0.0020	<0.0020	<0.0020			<0.00050	D3	<0.00010		<0.00010		<0.00010			
Total Dissolved Solids	mg/L	490	580	520	650			507		507		682		573			
Turbidity	NTU	1.8	1.0	0.36	0.69			0.58		0.96		0.71		1.1			
Vanadium	mg/L	0.040	0.015	0.020	0.025			0.022		0.0134		0.015		0.0138			
Zinc	mg/L	<0.020	<0.020	<0.020	<0.020			0.035	M6	0.0118		0.0096		0.0071			

Table Notes:
Data qualifiers and units are listed on the first page of this appendix

Highlighted Values Indicate PAL Exceedances

Grey's Landfill
Inorganic Compounds - Groundwater Monitoring Wells Analytical Results

Chemical Analyte	Units	Well GL-08 (-36)																
		Sampling Date		Sampling Date		Sampling Date		Sampling Date		Sampling Date		Sampling Date		Sampling Date		Sampling Date		
		7/9/2009	10/14/2009	3/25/2010	6/3/2010	3/23/2011	3/20/2013	9/26/2013	3/26/2014	12/9/2014	Result (mg/L)	Qualifier	Result (mg/L)	Qualifier	Result (mg/L)	Qualifier	Result (mg/L)	Qualifier
Alkalinity	mg CaCO3/L	95	56	<1.0	U	90		72	D	74.2		70.0		68		182		
Ammonia (N)	mg/L	<0.10	4.6	4.9		4.8		4.4		4.4		5.1		5.3		<0.10		
Antimony	mg/L	<0.0050	<0.0050	<0.0050	U, D	<0.0050	U, D	0.00050	J	<0.0025	D3	<0.00050		<0.00050		<0.00050		
Arsenic	mg/L	0.0088	<0.0050	0.0056	D	0.0044	J, D	0.0024		0.0031		0.0023		0.0026		0.0021		
Barium	mg/L	0.58	0.58	0.54	D	0.53	D	0.52		0.572		0.516		0.53		0.508		
Beryllium	mg/L	<0.0025	<0.0050	<0.0025	U, D	<0.0025	U, D	<0.0010	U	<0.001	D3	<0.00020		<0.00020		<0.00020		
Cadmium	mg/L	<0.00050	<0.00050	<0.00050	U, D	<0.00050	U, D	<0.00050	U	<0.00040	D3	<0.000080		<0.000080		<0.000080		
Calcium	mg/L	63	59	63	D	58		56	D	74		70.3		71.9		64.9		
Chloride	mg/L	2300	D	110	D	1400	D	1300	D	2200	D	1600		1530		1580		
Chromium	mg/L	<0.0025	<0.0025	<0.0025	U, D	<0.0025	U, D	0.0012	J	<0.0025	D3	0.00052		0.0038		0.0061		
Cobalt	mg/L	<0.0050	0.0074	0.0086	D	0.0042	J, D	0.0076		0.0155		0.0113		0.012		0.0082		
COD, Total	mg/L	17	240	D	190	D	200	D	170	D	416		400		397		315	
Conductivity	umhos/cm	3200	5200	H1	4400		9400		3800		6100		5410				5210	
Copper	mg/L	0.0059	0.0038	0.0041	D	<0.0020	U, D	<0.0010	U	<0.0025	D3	0.00068		0.0016		<0.0010		
Hardness (as CaCO3)	mg/L	510	520	540		540		530		749		714		653		575		
Iron	mg/L	170	200	200	D	200	D	190	D, B	215		240		227		215		
Lead	mg/L	<0.0020	<0.0020	<0.0020	U, D	<0.0020	U, D	<0.0010	U	<0.00050	D3	<0.00010		0.0014		0.0013		
Magnesium	mg/L	85	92	92	D	97	D	95	D	122		116		130		110		
Manganese	mg/L	10	8.9	9.6	D	9.4	D	8.5	D	9.04		9.29		8.7		8.7		
Mercury	mg/L	<0.00020	<0.00020	0.000029	J	<0.00020	U	<0.00020	U	<0.00020	U	<0.00020		<0.00020		<0.00020		
Nickel	mg/L	<0.0050	<0.0050	0.0051	D	0.0041	J, D	0.012		0.0103		0.0071		0.0088		0.01		
Nitrogen, Nitrate	mg/L	<0.050	<0.05	<0.050		<0.050		<0.050		<0.060		<0.060		<0.060		<0.060		
Nitrogen, Nitrate-Nitrite	mg/L	<0.050	<0.05	0.038	J	<0.050	U	<0.050	U	<0.10		<0.10		<0.10		<0.10		
Nitrogen, Nitrite	mg/L	<0.0050	0.0058	0.0064	J	<0.012	U	<0.012	U	0.028		<0.010		0.023		<0.010		
pH	pH Units	5.87	7.00	5.96		9.80		6.31		6.2		6.3		6.3		6.5		
Potassium	mg/L	5.4	B2	4.9	B2	5.0	D	6.0	B	5.2	D	7.36		7.70		7.5		
Selenium	mg/L	0.019	0.014	0.013	D	0.0097	D	0.0064		<0.0025	D3	<0.00050		<0.00050		<0.00050		
Silver	mg/L	<0.0020	<0.0020	0.0010	J, D, B	<0.0020	U, D	<0.0010	U	<0.0025	D3	<0.00050		<0.00050		<0.00050		
Sodium	mg/L	480	560	530	D	570	D	590	D	820		690		759		625		
Sulfate as SO4	mg/L	210	D	76	D	130	D	140	D	140	D	236		241		177		
Thallium	mg/L	<0.0020	<0.0020	<0.0020	U, D	<0.0020	U, D	<0.0010	U	<0.00050	D3	<0.00010		<0.00010		<0.00010		
Total Dissolved Solids	mg/L	2600	2300	2100	D	3800	D	2400	D			3560		2920		3000		
Turbidity	NTU	140	140	110		82		200		171		130		1120		68.0		
Vanadium	mg/L	<0.0050	<0.0050	<0.0050	U, D	<0.0050	U	<0.0050	U	0.0013		0.00069		0.0048		0.0039		
Zinc	mg/L	<0.020	<0.020	<0.020	U, D	<0.020	U, D	0.0011	J	<0.025	D3	0.0085		0.0074		0.0068		

Table Notes:
Data qualifiers and units are listed on the first page of this appendix

Highlighted Values Indicate PAL Exceedances

Grey's Landfill
Inorganic Compounds - Groundwater Monitoring Wells Analytical Results

Chemical Analyte	Units	Well GL-08 (-3)																	
		Sampling Date		Sampling Date		Sampling Date		Sampling Date		Sampling Date		Sampling Date		Sampling Date		Sampling Date		Sampling Date	
		7/9/2009	10/14/2009	3/25/2010	6/3/2010	3/23/2011	3/20/2013	9/26/2013	3/26/2014	12/9/2014	Result (mg/L)	Qualifier	Result (mg/L)	Qualifier	Result (mg/L)	Qualifier	Result (mg/L)	Qualifier	Result (mg/L)
Alkalinity	mg CaCO3/L	210		260		140	D	230	D	150	D	162		224		152		270	
Ammonia (N)	mg/L	26	D	43	D	26	D	41	D	23	D	42.3		40.5		18.5		24	
Antimony	mg/L	<0.0050		<0.0050		<0.0050	U, D	<0.0050	U, D	0.00075	J	<0.0025	D3	<0.00050		<0.00050		<0.00050	
Arsenic	mg/L	0.014		0.014		0.011	D	0.013	D	0.0086		0.0086		0.0127		0.0083		0.0085	
Barium	mg/L	0.050		0.046		0.061	D	0.047	D	0.036		0.0376		0.0519		0.038		0.0394	
Beryllium	mg/L	<0.0025		<0.0050		<0.0025	U, D	<0.0025	U, D	<0.0010	U	<0.0010	D3	<0.00020		<0.00020		<0.00020	
Cadmium	mg/L	<0.00050		<0.00050		0.00087	D	<0.00050	U, D	<0.00050	U	<0.00040	D3	0.000088		<0.00008		<0.000080	
Calcium	mg/L	210		190		180	D	190	D	160	D	161		177		161		142	
Chloride	mg/L	560	D	340	D	310	D	460	D	310	D	329		527		221		15.2	
Chromium	mg/L	0.0036		<0.0025		0.021	D	<0.0025	U, D	0.0011	J	<0.0025	D3	0.00052		0.00055		0.001	
Cobalt	mg/L	<0.0050		<0.0050		0.0039	J, D	<0.0050	U, D	0.0011	J	<0.0025	D3	0.0017		<0.0010		0.00086	
COD, Total	mg/L	190	D	300	D	210	D	210	D	200	D	233		352		163		206	
Conductivity	umhos/cm	2500		2900	H1	2000		5300		250		2180		2770				1900	
Copper	mg/L	0.0072		0.0037		0.050	D	<0.0020	U, D	0.00045	J	<0.0025	D3	0.00097		0.0016		<0.0010	
Hardness (as CaCO3)	mg/L	520		460		460		470		400		427		433		374		340	
Iron	mg/L	1.2		0.63		14	D	0.20	D	0.12	B1, D, B	<.25		0.207		0.33		0.3	
Lead	mg/L	0.0044		0.0025		0.041	D	<0.0020	U, D	<0.0010	U	<0.00050	D3	0.00028		0.0007		0.00058	
Magnesium	mg/L	<0.010		<0.050		1.3	D	<0.10	U, D	0.085	D	0.086		0.131		0.09		0.092	
Manganese	mg/L	0.039		0.018		0.38	D	<0.0050	U, D	0.00075	J	0.003		0.0026		0.0062		0.014	
Mercury	mg/L	<0.00020		<0.00020		0.00013	J	<0.00020	U	<0.00020	U	<0.00020		<0.00020		<0.00020		<0.00020	
Nickel	mg/L	0.016		0.014		0.021	D	0.014	D	0.011		0.0092		0.0109		0.0078		0.008	
Nitrogen, Nitrate	mg/L	<0.050		<0.05		<0.050		<0.050		<0.050		<0.060		<0.060		<0.060		<0.060	
Nitrogen, Nitrate-Nitrite	mg/L	<0.050		<0.05		<0.050	U	<0.050	U	<0.050	U	<0.10		<0.10		<0.10		<0.10	
Nitrogen, Nitrite	mg/L	<0.0050		0.017		0.011	J	0.0051	J	<0.012	U	<0.010		<0.010		<0.010		<0.010	
pH	pH Units	10.7		6.90		9.87		9.70		11.3		10.5		10.1		10.7	H6	11.2	
Potassium	mg/L	81	B2	83	B2	70	D	80	D, B	66	D	66.5		88.5		63.9		62.5	
Selenium	mg/L	0.015		0.011		0.0053	D	0.0090	D	0.0039	J	<0.0025	D3	0.0017		0.0017		0.0015	
Silver	mg/L	<0.0020		<0.0020		0.0014	J, D, B	<0.0020	U, D	<0.0010	U	<0.0025	D3	<0.00050		<0.00050		<0.00050	
Sodium	mg/L	310		340		190	D	280	D	180	D	195		354		200		173	
Sulfate as SO4	mg/L	360	D	430	D	650	D	350	D	410	D			277		375		338	
Thallium	mg/L	<0.0020		<0.0020		<0.0020	U, D	<0.0020	U, D	<0.0010	U	<0.00050	D3	<0.00010		<0.00010		<0.00010	
Total Dissolved Solids	mg/L	1700		1600		1200	D	1600	D	1200	D			1760		1130		1150	
Turbidity	NTU	2.7		2.0		7.4		0.97		1.8		4		1.2		27	H3	1.3	
Vanadium	mg/L	0.028		0.024		0.071	D	0.020		0.026		<0.00050		0.0223		0.021		0.0253	
Zinc	mg/L	<0.020		<0.020		0.11	D	<0.020	U, D	<0.0050	U	<0.025		<0.0050		0.0051		0.0076	

Table Notes:
Data qualifiers and units are listed on the first page of this appendix

Highlighted Values Indicate PAL Exceedances

Grey's Landfill
Inorganic Compounds - Groundwater Monitoring Wells Analytical Results

Chemical Analyte	Units	Well GL-09 (-2)																	
		Sampling Date		Sampling Date		Sampling Date		Sampling Date		Sampling Date		Sampling Date		Sampling Date		Sampling Date			
		7/13/2009	10/26/2009	3/29/2010	6/9/2010	3/23/2011	3/21/2013	9/26/2013	3/26/2014	12/9/2014	Result (mg/L)	Qualifier	Result (mg/L)	Qualifier	Result (mg/L)	Qualifier	Result (mg/L)	Qualifier	
Alkalinity	mg CaCO3/L	240		320		170	D	270	D	230	D	188		338		218		334	
Ammonia (N)	mg/L	52	D	110	D	44		87	D	54	D	136		98.2		51.3		87.9	
Antimony	mg/L	<0.0050		<0.0050		<0.0050	U, D	<0.0050	U, D	0.0024	J	0.00078		0.00065		0.00071		<0.00050	
Arsenic	mg/L	0.031		0.029		0.019	D	0.026	D	0.021		0.024		0.0250		0.021		0.0174	
Barium	mg/L	0.082		0.049		0.039	D	0.049	D	0.043		0.046		0.0462		0.040		0.0444	
Beryllium	mg/L	<0.0025		<0.0010		<0.0025	U, D	<0.0025	U, D	<0.0010	U	<0.00020		<0.00020		<0.00020		<0.00020	
Cadmium	mg/L	0.0012		<0.00050		<0.00050	U, D	<0.00050	U, D	0.00051		0.00035		0.00073		0.00062		0.00018	
Calcium	mg/L	340		250		280	D	280	D	280	D	259	M6	231		261		227	
Chloride	mg/L	370	D	520	D	330	D	400	D	290	D	2291		446		273		434	
Chromium	mg/L	0.037		0.0063		0.0060	D	0.0046	D	0.011		0.0085		0.0075		0.013		0.0258	
Cobalt	mg/L	0.0068		<0.0050		0.0010	J, D	<0.0050	U, D	0.0024	J	0.002		0.0020		0.0024		0.002	
COD, Total	mg/L	140		280	D	270		260	D	160	D	227		361		189		311	
Conductivity	umhos/cm	2400		3400		2400		4900		2100		253		2750				2650	
Copper	mg/L	0.068		0.0095		0.016	D	0.012	D	0.019		0.034		0.0140		0.025		0.002	
Hardness (as CaCO3)	mg/L	850		610		710		690		690		606		560		615		466	
Iron	mg/L	19		2.6		4.6	D	4.7	D	6.1	D, B	4.5	M6	4.20		7.7		5.59	
Lead	mg/L	0.042		0.0042		0.010	D	0.0069	D	0.011		0.0099		0.0081		0.015		0.0046	
Magnesium	mg/L	0.70		<0.010		<1.0	U, D	<0.10	U, D	0.60	D	0.5		0.619		0.084		1.29	
Manganese	mg/L	0.54		0.063		0.12	D	0.11	D	0.15		0.12		0.127		0.23		0.326	
Mercury	mg/L	<0.00020		<0.00020		<0.00020	U	<0.00020	U	<0.00020	U	<0.00020		<0.00020		<0.00020		<0.00020	
Nickel	mg/L	0.036		0.017		0.013	D	0.016	D	0.017		0.012		0.0104		0.012		0.0158	
Nitrogen, Nitrate	mg/L	<0.050		<0.05		<0.050		<0.050		<0.050		<0.060		<0.060		<0.060		<0.060	
Nitrogen, Nitrate-Nitrite	mg/L	<0.050		<0.05		<0.050	U	<0.050	U	<0.050	U	<0.10		<0.10		<0.10		<0.10	
Nitrogen, Nitrite	mg/L	0.014		NA		0.016		0.010	J	<0.012	U	0.01		<0.010		<0.010	H3	<0.010	
pH	pH Units	9.83		10.4		9.67		10.3		10.6		9.9		9.7		10	H6	10.0	
Potassium	mg/L	81	B2	74		76	D	76	D, B	74	D	72.5	M6	84.0		66.4		68.5	
Selenium	mg/L	0.016		0.012		0.0057	D	0.0060	D	0.0059		0.0016	M6	0.0021		0.0017		0.0021	
Silver	mg/L	<0.0020		<0.0020		0.00078	J, D, B	<0.0020	U, D	<0.0010	U	0.0019	M6	<0.00050		<0.00050		<0.00050	
Sodium	mg/L	250		270		190	D	240	D	180	D	206	M6	243		166		255	
Sulfate as SO4	mg/L	230	D	280	D	1000	D	780	D	740	D	723		586		644		520	
Thallium	mg/L	<0.0020		<0.0020		<0.0020	U, D	<0.0020	U, D	0.00025	J	<0.00010		<0.00010		<0.00010		<0.00010	
Total Dissolved Solids	mg/L	2000		2300		1600	D	2000	D	1700	D	1600		1870		1570		1670	
Turbidity	NTU	24		24		26		22		38		12.6		5.9		70	H3	28.6	
Vanadium	mg/L	0.053		0.015		0.012	D	0.016		0.019		0.017		0.0174		0.022		0.026	
Zinc	mg/L	0.17		<0.020		0.051	D	0.029	D	0.055		0.061		0.0421		0.082		0.0788	

Table Notes:
Data qualifiers and units are listed on the first page of this appendix

Highlighted Values Indicate PAL Exceedances

Grey's Landfill
Inorganic Compounds - Groundwater Monitoring Wells Analytical Results

Chemical Analyte	Units	Well GL-09 (-20)																	
		Sampling Date		Sampling Date		Sampling Date		Sampling Date		Sampling Date		Sampling Date		Sampling Date		Sampling Date			
		7/13/2009	10/26/2009	3/29/2010	6/9/2010	3/23/2011	3/21/2013	9/26/2013	3/26/2014	12/9/2014	Result (mg/L)	Qualifier	Result (mg/L)	Qualifier	Result (mg/L)	Qualifier	Result (mg/L)	Qualifier	
Alkalinity	mg CaCO3/L	360		320		420	D	380	D	370	D	330		326		316		418	
Ammonia (N)	mg/L	2.5		2.4		2.0		2.9		2.1		1.9		2		2		1.2	
Antimony	mg/L	<0.0050		<0.0050		<0.0050	U, D	<0.0050	U, D	0.0011	J	<0.0025	D3	<0.00050		<0.00050		<0.00050	
Arsenic	mg/L	0.017		0.015		0.0040	J, D	0.014	D	0.0076		0.0037		0.0072		0.0080		0.0025	
Barium	mg/L	0.24		0.23		0.12	D	0.22	D	0.21		0.18		0.215		0.17		0.18	
Beryllium	mg/L	<0.0025		<0.0010		<0.0025	U, D	<0.0025	U, D	<0.0010	U	<0.0010	D3	<0.00020		<0.00020		<0.00020	
Cadmium	mg/L	<0.00050		<0.00050		<0.00050	U, D	<0.00050	U, D	<0.00050	U	<0.00040	D3	<0.000080		<0.000080		<0.000080	
Calcium	mg/L	44		42		47	D	39	D	38	D	39.2		39.9		41.4		37.4	
Chloride	mg/L	600	D	260	D	520	D	520	D	670	D	494		488		476		464	
Chromium	mg/L	<0.0025		0.0026		<0.0025	U, D	<0.0025	U, D	<0.0020	U	<0.0025	D3	0.00080		0.0014		0.0012	
Cobalt	mg/L	0.0079		0.0087		0.00095	J, D	0.0058	D	0.0077		0.0051		0.0071		0.0082		0.0024	
COD, Total	mg/L	<10		64		270		46		34		61.7		54.0		46.8		65.1	
Conductivity	umhos/cm	2400		2700		2500		4300		2400		2610		2400				2440	
Copper	mg/L	0.0050		0.0024		<0.0020	U, D	<0.0020	U, D	<0.0010	U	0.0049		0.0033		0.0079		<0.0010	
Hardness (as CaCO3)	mg/L	480		470		450		440		440		431		443		404		351	
Iron	mg/L	78		81		14	D	80	D	72	D, B	50.6		77.5		59		66.7	
Lead	mg/L	<0.0020		<0.0020		<0.0020	U, D	<0.0020	U, D	<0.0010	U	<0.00050	D3	0.00038		0.0013		0.00032	
Magnesium	mg/L	90		88		82	D	82	D	84	D	80.1		76.4		78.4		79.2	
Manganese	mg/L	3.8		3.6		3.7	D	3.0	D			3.3		3.47		3.2		3.41	
Mercury	mg/L	<0.00020		<0.00020		<0.00020	U	<0.00020	U	<0.00020	U	<0.00020		<0.00020		<0.00020		<0.00020	
Nickel	mg/L	<0.0050		<0.0050		0.00083	J, D	0.0019	J, D	0.0077		<0.0025	D3	0.0018		0.0027		0.0018	
Nitrogen, Nitrate	mg/L	<0.050		<0.05		<0.050		<0.050		<0.050		<0.060		<0.060		<0.060		<0.10	
Nitrogen, Nitrate-Nitrite	mg/L	<0.050		<0.05		0.062		<0.050	U	<0.050	U			<0.10		<0.10		<0.10	
Nitrogen, Nitrite	mg/L	<0.0050		NA		0.019		0.0020	J	<0.012	U	0.021		0.17		0.019		0.018	
pH	pH Units	6.30		5.90		6.24		5.90		6.78		6.2		6.8		6.4		6.4	
Potassium	mg/L	14	B2	11		12	D	11	D, B	11	D	12		11.4		11.2		10.3	
Selenium	mg/L	0.026		0.016		0.010	D	0.0084	D	0.0098		<0.0025	D3	<0.00050		<0.00050		<0.00050	
Silver	mg/L	<0.0020		<0.0020		0.00066	J, D, B	<0.0020	U, D	<0.0010	U	<0.0025	D3	<0.00050		<0.00050		<0.00050	
Sodium	mg/L	340		310		310	D	310	D	290	D	330		302		314		304	
Sulfate as SO4	mg/L	140	D	120	D	170	D	120	D	100	D	77.5		120		109		98.4	
Thallium	mg/L	<0.0020		<0.0020		<0.0020	U, D	<0.0020	U, D	<0.0010	U	<0.00050	D3	<0.00010		<0.00010		<0.00010	
Total Dissolved Solids	mg/L	1600		1500		1000	D	1500	D	1200	D	1330		1460		1060		1280	
Turbidity	NTU	140		61		38		33		130		72.8		78.9		748		24.9	
Vanadium	mg/L	<0.0050		<0.0050		<0.0050	U, D	<0.0050	U	<0.0050	U	<0.00050	D3	0.00059		0.0012		<0.0010	
Zinc	mg/L	<0.020		<0.020		<0.020	U, D	<0.020	U, D	0.0035	J	0.031		0.0111		0.033		0.0097	

Table Notes:
Data qualifiers and units are listed on the first page of this appendix

Highlighted Values Indicate PAL Exceedances

Grey's Landfill
Inorganic Compounds - Groundwater Monitoring Wells Analytical Results
Well GL-11 (-33)

Chemical Analyte	Units	Sampling Date		Sampling Date		Sampling Date		Sampling Date		Sampling Date		Sampling Date		Sampling Date		Sampling Date			
		7/9/2009		10/26/2009		3/25/2010		6/7/2010		3/20/2013		9/26/2013		3/26/2014		12/8/2014			
		Result (mg/L)	Qualifier	Result (mg/L)	Qualifier	Result (mg/L)	Qualifier	Result (mg/L)	Qualifier	Result (mg/L)	Qualifier	Result (mg/L)	Qualifier	Result (mg/L)	Qualifier	Result (mg/L)	Qualifier		
Alkalinity	mg CaCO3/L	170		130		100		120	D			126		88.0		128		162	
Ammonia (N)	mg/L	2.0		2.2		15		2.6				2.1		2.0		2.1		2.1	
Antimony	mg/L	<0.0050		<0.0050		<0.0050		<0.0050	J			<0.0025	D3	<0.00050		<0.00050		<0.0025	
Arsenic	mg/L	<0.0050		<0.0050		<0.0050		<0.0050	J			0.0083		0.00064		<0.00050		0.0039	
Barium	mg/L	0.088		0.087		0.12		0.10				0.252		0.0721		0.066		0.299	
Beryllium	mg/L	<0.0025		<0.0010		<0.0025		<0.0025	U			0.0016		<0.00020		<0.00020		0.0041	
Cadmium	mg/L	<0.00050		<0.00050		<0.00050		<0.00050	U			<0.00040	D3	<0.000080		<0.000080		<0.00040	
Calcium	mg/L	57		80		100		90				79.4		21.0		24.9		172	
Chloride	mg/L	60	D	29		40		62	D			43.1		32.9		26.7		29.4	
Chromium	mg/L	<0.0025		<0.0025		<0.0025		<0.0025	U			0.0343		0.0020		0.00098		0.0318	
Cobalt	mg/L	<0.0050		<0.0050		<0.0050		<0.0050	U			0.0054		<0.00050		<0.0010		<0.0025	
COD, Total	mg/L	<10		21		270		<10	U			70.4		<25.0		<25.0		240	
Conductivity	umhos/cm	330		1400		300		1700				427		281				359	
Copper	mg/L	<0.0020		<0.0020		<0.0020		<0.0020	U			0.0291		0.00084		<0.0010		<0.0050	
Hardness (as CaCO3)	mg/L	170		220		370		240				688		86.9		91.2		777	
Iron	mg/L	14		20		47		16	B			378		46.9		44.6		1080	
Lead	mg/L	<0.0020		<0.0020		<0.0020		<0.0020	U			0.0148		0.00067		0.00015		0.0057	
Magnesium	mg/L	7.2		3.9		28		4.9				104		9.24		8.5		77.5	
Manganese	mg/L	0.85		0.7		1.8		0.54				9.85		1.51		1.6		21.1	
Mercury	mg/L	<0.00020		<0.00020		0.000031		<0.00020	U			<0.00020		<0.00020		<0.00020		<0.00020	
Nickel	mg/L	<0.0050		0.0089		0.0078		0.0054	J			0.0618		0.0011		0.00082		0.0814	
Nitrogen, Nitrate	mg/L	<0.050		<0.050		<0.050		<0.050				<0.060		<0.10		<0.10		<0.10	
Nitrogen, Nitrate-Nitrite	mg/L	<0.050		<0.050		<0.050		0.038	U					<0.10		<0.10		<0.10	
Nitrogen, Nitrite	mg/L	<0.0050		NA		0.036		0.0052	J			0.014		0.011		0.010		<0.010	
pH	pH Units	9.21		9.2		9.37		9.40				7.2		6.9		6.4		6.6	
Potassium	mg/L	1.6	B2	1.8		1.8		1.7				2.49		1.15		0.093		1.52	
Selenium	mg/L	<0.0050		<0.0050		<0.0050		<0.0050	J			<0.0025	D3	<0.00050		<0.00050		<0.0025	
Silver	mg/L	<0.0020		<0.0020		0.0012		<0.0020	U			<0.0025	D3	<0.00050		<0.00050		<0.0025	
Sodium	mg/L	16		19		20		20				15.9		14.1		13.4		14.6	
Sulfate as SO4	mg/L	4.8		3.5		7.8		2.3						<10.0		<10.0		<10.0	
Thallium	mg/L	<0.0020		<0.0020		<0.0020		<0.0020	U			<0.00050	D3	<0.00010		<0.00010		<0.00050	
Total Dissolved Solids	mg/L	240		700		140		250	D					280		146		220	
Turbidity	NTU	64		76		20		16				258		147		415		316	
Vanadium	mg/L	<0.0050		<0.0050		<0.0050		<0.0050	J			0.0718		0.0033		0.0011		0.147	
Zinc	mg/L	<0.020		<0.020		<0.020		<0.020	U			0.0384		<0.0050		0.0061		<0.0250	

Table Notes:
Data qualifiers and units are listed on the first page of this appendix

Highlighted Values Indicate PAL Exceedances

Grey's Landfill
Inorganic Compounds - Groundwater Monitoring Wells Analytical Results

Chemical Analyte	Units	Well GL-11 (-1)																	
		Sampling Date		Sampling Date		Sampling Date		Sampling Date		Sampling Date		Sampling Date		Sampling Date		Sampling Date			
		7/9/2009	Qualifier	10/22/2009	Qualifier	3/29/2010	Qualifier	6/9/2010	Qualifier	3/23/2011	Qualifier	3/20/2013	Qualifier	9/26/2013	Qualifier	3/26/2014	Qualifier	12/9/2014	Qualifier
Alkalinity	mg CaCO3/L	<1.0		<1.0		2.0		<1.0	U	4.0		4.8		14.0		10.0		10	
Ammonia (N)	mg/L	<0.10		0.17		1.1		0.080	J	0.37		<0.10		<0.10		<0.10		<0.10	
Antimony	mg/L	<0.0050		<0.0050		<0.0050	U, D	<0.0050	U, D	0.00065	J	<0.00050		<0.00050		<0.00050		<0.00050	
Arsenic	mg/L	<0.0050		<0.0050		<0.0050	U, D	<0.0050	U, D	0.00091	J	0.0012		0.0014		0.0010		0.0015	
Barium	mg/L	0.028		0.037		0.019	D	0.023	D	0.022		0.0247		0.0245		0.020		0.0206	
Beryllium	mg/L	0.0044		0.0033		<0.0025	U, D	0.0018	J, D	0.0036		0.0035		0.0037		0.0028		0.0024	
Cadmium	mg/L	0.0013		0.0024		0.0016	D	0.00040	J, D	0.0014		0.0016		0.0018		0.0014		0.0012	
Calcium	mg/L	12		14		13		13		12		11.8		17.4		17.6		15.9	
Chloride	mg/L	78		86		88		90		87	D	125		86.0		91.2		88.5	
Chromium	mg/L	<0.0025		0.0057		0.0024	J, D	<0.0025	U, D	0.0024		0.001		0.00089		0.00058		0.0016	
Cobalt	mg/L	0.13		0.13		0.13	D	0.14	D	0.11		0.122		0.134		0.12		0.0934	
COD, Total	mg/L	<10		11		23		<10	U	12		35.6		40.8		18.4		39.4	
Conductivity	umhos/cm	640		690		830		1300		650		750		652				635	
Copper	mg/L	0.0039		0.0056		0.0020	D	<0.0020	U, D	0.0018		0.0031		0.0027		0.0022		0.003	
Hardness (as CaCO3)	mg/L	160		160		160		170		150		178		187		172		152	
Iron	mg/L	3.1		4.9		2.3		3.7		3.4	B	5.95		8.18		6.1		4.28	
Lead	mg/L	<0.0020		0.0030		0.00066	J, D	<0.0020	U, D	0.0017		0.0012		0.0017		0.00070		0.0014	
Magnesium	mg/L	32		32		31		33		30		32		34.5		33.3		27.2	
Manganese	mg/L	0.37		0.70		0.35	D	0.32	D	0.31		0.347		0.381		0.36		0.28	
Mercury	mg/L	<0.00020		<0.00020		<0.00020	U	<0.00020	U	<0.00020	U	<0.00020		<0.00020		<0.00020		<0.00020	
Nickel	mg/L	0.21		0.22		0.22	D	0.22	D	0.20		0.214		0.221		0.19		0.155	
Nitrogen, Nitrate	mg/L	<0.050		<0.05		<0.050		<0.050		<0.050		<0.060		<0.060		<0.060		<0.060	
Nitrogen, Nitrate-Nitrite	mg/L	<0.050		<0.05		<0.050	U	<0.050	U	<0.050	U	<0.10		<0.10		<0.10		<0.10	
Nitrogen, Nitrite	mg/L	<0.0050		NA		0.013		<0.012	U	<0.012	U	<0.010		<0.010		<0.010	H3	<0.010	
pH	pH Units	4.59		4.00		5.24		4.10		4.58		4.7		5.2		4.6	H6	4.7	
Potassium	mg/L	0.77	B2	1.1		0.54		0.55	Z10, B	0.46		0.476		0.451		0.36		0.337	
Selenium	mg/L	<0.0050		<0.0050		0.0032	J, D	<0.0050	U, D	0.0022	J	0.0017		0.00053		0.00075		0.00075	
Silver	mg/L	<0.0020		<0.0020		0.00087	J, D, B	<0.0020	U, D	<0.0010	U	<0.00050		<0.00050		<0.00050		<0.00050	
Sodium	mg/L	71		67		64		61		60		57		51.0		49.9		50.1	
Sulfate as SO4	mg/L	180	D	140	D	230	D	170	D	160	D			153		160		142	
Thallium	mg/L	<0.0020		<0.0020		<0.0020	U, D	<0.0020	U, D	<0.0010	U	<0.00050	D3	<0.00010		<0.00010		<0.00010	
Total Dissolved Solids	mg/L	560		650		450	D	600	D	370	D			446		362		384	
Turbidity	NTU	3.2		22		8.3		4.0		14		2.6		3.4		2.9	H3	18.2	
Vanadium	mg/L	<0.0050		<0.0050		<0.0050	U, D	<0.0050	U	<0.0050	U	0.00068		0.00085		<0.0010		0.0012	
Zinc	mg/L	0.32		0.40		0.33	D	0.35	D	0.35		0.353		0.415		0.34		0.256	

Table Notes:
Data qualifiers and units are listed on the first page of this appendix

Highlighted Values Indicate PAL Exceedances

Grey's Landfill
Inorganic Compounds - Groundwater Monitoring Wells Analytical Results

Chemical Analyte	Units	Well GL-17 (-31)																	
		Sampling Date		Sampling Date		Sampling Date		Sampling Date		Sampling Date		Sampling Date		Sampling Date		Sampling Date			
		7/8/2009		10/22/2009		3/19/2010		6/7/2010		3/31/2011		3/21/2013		9/26/2013		3/27/2014		12/9/2014	
		Result (mg/L)	Qualifier	Result (mg/L)	Qualifier	Result (mg/L)	Qualifier	Result (mg/L)	Qualifier	Result (mg/L)	Qualifier	Result (mg/L)	Qualifier	Result (mg/L)	Qualifier	Result (mg/L)	Qualifier	Result (mg/L)	Qualifier
Alkalinity	mg CaCO3/L	280		390		390	D	400	D	380	Z10a, D	414		384		392		508	
Ammonia (N)	mg/L	50	D	19	D	19	D	17	D	17	D	46.3		16.9		17.8		17.2	
Antimony	mg/L	<0.0050		<0.0050		<0.0050	U, D	<0.0050	U, D	<0.0050	U	<0.0025	D3	<0.00050		<0.00050		<0.00050	
Arsenic	mg/L	0.018		0.020		0.014	D	0.015	D	0.016		0.0083		0.0107		0.012		0.0057	
Barium	mg/L	0.014		0.11		0.11	D	0.10	D	0.10		0.13		0.108		0.10		0.116	
Beryllium	mg/L	<0.0025		<0.0010		<0.0025	U, D	<0.0025	U, D	<0.0010	U	<0.0010	D3	<0.00020		<0.00020		<0.00020	
Cadmium	mg/L	0.0010		<0.00050		<0.00050	U, D	<0.00050	U, D	<0.00050	U	<0.00040	D3	<0.000080		<0.000080		0.000093	
Calcium	mg/L	320		99		110	D	95	D	100	D	112		111		104		105	
Chloride	mg/L	4.5		33		1700	D	1500	D	2200	D	2500		1840		1940		1720	
Chromium	mg/L	<0.0025		0.0035		0.0053	D	<0.0025	U, D	0.0016	J	<0.0025	D3	0.00057		0.0016		0.0088	
Cobalt	mg/L	<0.0050		<0.0050		0.0024	J, D	<0.0050	U, D	0.0024	J	<0.0025	D3	0.0026		0.0027		0.0029	
COD, Total	mg/L	270	D	270	D	210	D	130	D	160	D	310		324		335		341	
Conductivity	umhos/cm	3300		7900		6700		22000		6600		7530		7150				10000	
Copper	mg/L	0.0049		<0.0020		0.0085	D	0.0039	D	0.0011		<0.0025	D3	0.00082		0.0012		0.001	
Hardness (as CaCO3)	mg/L	810		640		630		550		600		652		653		590		619	
Iron	mg/L	0.23		1.7		0.17	J, D	0.76	D	0.080	Z10	1.0		1.30		3.1		11.3	
Lead	mg/L	0.0025		<0.0020		<0.0020	U, D	<0.0020	U, D	<0.0010	U	0.0019		0.00022		0.00098		0.0018	
Magnesium	mg/L	<0.010		95		85	D	76	D	85	D	89.9		89.2		91.5		93.7	
Manganese	mg/L	0.0089		0.30		0.22	D	0.16	D	0.17		0.29		0.308		0.33		NA	
Mercury	mg/L	<0.00020		<0.00020		<0.00020	U	<0.00020	U	<0.00020	U	<0.00020		<0.00020		<0.00020		<0.00020	
Nickel	mg/L	0.043		0.0070		0.0046	J, D	0.0036	J, D	0.0063		0.005		0.0012		0.0019		0.0061	
Nitrogen, Nitrate	mg/L	<0.050		<0.05		<0.050		<0.050		<0.050		<0.060		<0.060		<0.060		<0.060	
Nitrogen, Nitrate-Nitrite	mg/L	<0.050		<0.05		<0.050	U	<0.050	U	<0.050	U	<0.10		<0.10		<0.10		NA	
Nitrogen, Nitrite	mg/L	<0.0050		NA		0.0016	J	0.0048	J	<0.012	U	<0.010		<0.010		<0.010		0.012	
pH	pH Units	10.7		7.20		7.40		7.80		8.21		8		7.9		7.8	H6	7.8	
Potassium	mg/L	220	B2	54		56	D	54	D, B	69		55.4		61.7		51.7		54.2	
Selenium	mg/L	0.015		0.033		0.016	D	0.012	D	0.024		<0.0025	D3	0.00070		0.00065		0.00074	
Silver	mg/L	<0.0020		<0.0020		0.00094	J, D, B	<0.0020	U, D	<0.0010	U	<0.0025	D3	<0.00050		<0.00050		<0.00050	
Sodium	mg/L	280		1200		1100	D	1000	D	1200	D	1130		1390		1270		1270	
Sulfate as SO4	mg/L	1100	D	400	D	410	D	450	D	360	D	304		402		395		375	
Thallium	mg/L	0.0023		<0.0020		<0.0020	U, D	<0.0020	U, D	<0.0010	U	<0.00050	D3	<0.00010		<0.00010		<0.00010	
Total Dissolved Solids	mg/L	2600		3900		3700	D	4000	D	3600	D	4030		4120		4120		4140	
Turbidity	NTU	8.6		13		14		0.90		1.8		81.5		48.0		21.7		41.8	
Vanadium	mg/L	0.074		<0.0050		<0.0050	U, D	<0.0050	U	<0.0050	U	0.0021	D3	0.00080		0.0018		0.0029	
Zinc	mg/L	<0.020		<0.020		<0.020	U, D	<0.020	U, D	0.0042	J	<0.025	D3	0.0141		0.012		0.0266	

Table Notes:
Data qualifiers and units are listed on the first page of this appendix

Highlighted Values Indicate PAL Exceedances

Grey's Landfill
Inorganic Compounds - Groundwater Monitoring Wells Analytical Results

Chemical Analyte	Units	Well GL-17 (-1)																	
		Sampling Date 7/8/2009		Sampling Date 10/22/2009		Sampling Date 3/19/2010		Sampling Date 6/7/2010		Sampling Date 3/31/2011		Sampling Date 3/21/2013		Sampling Date 9/26/2013		Sampling Date 3/27/2014		Sampling Date 12/9/2014	
		Result (mg/L)	Qualifier	Result (mg/L)	Qualifier	Result (mg/L)	Qualifier	Result (mg/L)	Qualifier	Result (mg/L)	Qualifier	Result (mg/L)	Qualifier	Result (mg/L)	Qualifier	Result (mg/L)	Qualifier	Result (mg/L)	Qualifier
Alkalinity	mg CaCO3/L	340		240		260	D	280	D	310	Z10a	204		300		250		364	
Ammonia (N)	mg/L	12	D	0.76		51	D	66	D	62	D	161		76.1		63.0		66.4	
Antimony	mg/L	<0.0050		<0.0050		<0.0050	U, D	<0.0050	U, D	<0.0050	U	<0.0025	D3	<0.00050		0.00055		<0.00050	
Arsenic	mg/L	0.016		0.021		0.012	D	0.013	D	0.014		0.016		0.0145		0.014		0.0236	
Barium	mg/L	0.11		0.024		0.0095	D	0.012	D	0.0090		0.01		0.0091		0.010		0.0168	
Beryllium	mg/L	<0.0025		<0.0010		<0.0025	U, D	<0.0025	U, D	<0.0010	U	<0.0010	D3	<0.00020		<0.00020		<0.00020	
Cadmium	mg/L	<0.00050		0.0025		0.0015	D	0.00068	D	0.0015		<0.00040	D3	0.00032		<0.000080		<0.00060	
Calcium	mg/L	88		340		320	D	320	D	270	D	228		249		200		242	
Chloride	mg/L	10		290	D	270	D	260	D	240	D	121		227		181		194	
Chromium	mg/L	0.0026		0.016		0.0045	D	<0.0025	U, D	<0.0020	U	<0.0025	D3	<0.00050		0.00081		0.0062	
Cobalt	mg/L	<0.0050		<0.0050		0.00051	J, D	<0.0050	U, D	0.00069	J	<0.0025	D3	<0.00050		<0.0010		0.0015	
COD, Total	mg/L	85		290	D	210	D	230	D	180	D	460		402		311		304	
Conductivity	umhos/cm	6000		3700		3100		10000		2900		3010		2840				2010	
Copper	mg/L	0.012		0.017		0.0049	D	<0.0020	U, D	0.0025		0.011		0.0023		0.0024		0.0033	
Hardness (as CaCO3)	mg/L	590		840		800		800		680		556		572		488		531	
Iron	mg/L	1.9		12		1.0	D	0.28	D	0.024	Z10	0.65		0.162		0.48		1.53	
Lead	mg/L	<0.0020		0.049		0.0047	D	<0.0020	U, D	<0.0010	U	0.01		0.00099		0.0034		0.0247	
Magnesium	mg/L	89		<0.010		<1.0	U, D	<0.10	U, D	0.26	D	1.7		0.330		0.14		1.15	
Manganese	mg/L	0.42		0.13		0.015	D	0.0043	J, D	0.00095	J	0.031		0.0015		0.0058		NA	
Mercury	mg/L	<0.00020		<0.00020		<0.00020	U	<0.00020	U	<0.00020	U	<0.00020		<0.00020		<0.00020		<0.00020	
Nickel	mg/L	0.0062		0.054		0.041	D	0.039	D	0.033		0.032		0.0288		0.029		0.0353	
Nitrogen, Nitrate	mg/L	<0.050		<0.05		<0.050		<0.050		<0.050		<0.060		<0.060		<0.060		<0.060	
Nitrogen, Nitrate-Nitrite	mg/L	<0.050		<0.05		<0.050	U	<0.050	U	<0.050	U	<0.10		<0.10		<0.10		NA	
Nitrogen, Nitrite	mg/L	<0.0050		NA		0.0044	J	0.0039	J	<0.012	U	<0.010		<0.010		0.018		0.029	
pH	pH Units	7.70		10.0		9.73		10.5		10.6		10		9.9		10.1	H6	10.6	
Potassium	mg/L	66	B2	200		220	D	210	D, B	200	D	191		225		176		213	
Selenium	mg/L	0.029		0.0094		0.0065	D	0.0049	J, D	0.0073		<0.0025	D3	0.0021		0.0016		0.0018	
Silver	mg/L	<0.0020		<0.0020		0.0011	J, D, B	<0.0020	U, D	<0.0010	U	<0.0025	D3	<0.00050		<0.00050		<0.00050	
Sodium	mg/L	1000		280		270	D	260	D	240	D	233		266		213		235	
Sulfate as SO4	mg/L	220	D	1000	D	1600	D	970	D	930	D	970		1010		808		876	
Thallium	mg/L	<0.0020		<0.0020		<0.0020	U, D	<0.0020	U, D	0.00041	J	<0.00050	D3	0.00040		0.00051		0.0012	
Total Dissolved Solids	mg/L	3400		2400		2200	D	2100	D	2000	D	1950		2100		1820		2000	
Turbidity	NTU	11		68		14		1.9		1.2		43.7		2.8		11.8		26.4	
Vanadium	mg/L	<0.0050		0.12		0.079	D	0.070		0.087		0.039		0.0504		0.047		0.164	
Zinc	mg/L	<0.020		0.25		0.032	D	<0.020	U, D	0.0037	J	0.029		0.0089		0.024		0.19	

Table Notes:
Data qualifiers and units are listed on the first page of this appendix

Highlighted Values Indicate PAL Exceedances

Grey's Landfill
Inorganic Compounds - Groundwater Monitoring Wells Analytical Results

Chemical Analyte	Units	Well GL-18 (-33)																	
		Sampling Date		Sampling Date		Sampling Date		Sampling Date		Sampling Date		Sampling Date		Sampling Date		Sampling Date			
		7/8/2009	Qualifier	10/1/2009	Qualifier	3/18/2010	Qualifier	6/7/2010	Qualifier	3/28/2011	Qualifier	3/21/2013	Qualifier	9/26/2013	Qualifier	3/27/2014	Qualifier	12/9/2014	Qualifier
Alkalinity	mg CaCO3/L	16		80		120	D	<1.0	U	61	Z10a	<1.0		30.0		34.0		136	
Ammonia (N)	mg/L	3.9		3.2		2.8		4.3		3.9		3.4		3.3		3.3		3	
Antimony	mg/L	<0.0050		<0.0050		<0.0050	U, D	<0.0050	U, D	<0.0050	U	<0.0025	D3	<0.00050		<0.00050		<0.00050	
Arsenic	mg/L	0.0080		0.0071		0.0068	D	0.0034	J, D	0.0052		0.0039		0.0035		0.011		0.0138	
Barium	mg/L	0.68		0.93		0.96	D	0.78	D	0.85		0.93		0.999		0.86	M6	0.944	
Beryllium	mg/L	<0.0025		<0.0010		<0.0025	U, D	<0.0025	U, D	<0.0010	U	<0.0010	D3	<0.00020		<0.00020		<0.00020	
Cadmium	mg/L	<0.00050		<0.00050		<0.00050	U, D	<0.00050	U, D	<0.00050	U	0.00047		<0.000080		<0.000080		<0.000080	
Calcium	mg/L	110		85		94	D	93	D	81	D	77.7		84.5		86.6	M6	97	
Chloride	mg/L	2600	D	2100	D	1600	D	1500	D	3500	D	1940		1690		1880		1900	
Chromium	mg/L	<0.0025		<0.0025		0.0020	J, D	<0.0025	U, D	<0.0020	U	<0.0025	D3	<0.00050		0.00055		0.0014	
Cobalt	mg/L	0.039		0.030		0.025	D	0.025	D	0.016		0.021		0.0164		0.0013		0.0237	
COD, Total	mg/L	19		41		27		23		51		140		142		150		133	
Conductivity	umhos/cm	5400		5300	Z10c	5900		18000		5500		6830		5420				12900	
Copper	mg/L	0.0080		0.017		0.0046	D	<0.0020	U, D	0.00038	J	<0.0025	D3	<0.00050		0.0013		<0.0010	
Hardness (as CaCO3)	mg/L	830		700		700		710		640		631		645		675		705	
Iron	mg/L	230		310		330	D	200	D	300	D	301		336		352	M6	364	
Lead	mg/L	<0.0020		<0.0020		<0.0020	U, D	<0.0020	U, D	<0.0010	U	0.00086		<0.00010		0.00018		0.00051	
Magnesium	mg/L	130		120		110	D	120	D	110	D	104		106		122	M6	134	
Manganese	mg/L	18		14		13	D	13	D	11	D	9.7		11.2		11.4	M6	NA	
Mercury	mg/L	<0.00020		<0.00020		0.000032	J	<0.00020	U	<0.00020	U	<0.00020		<0.00020		0.00020		<0.00020	
Nickel	mg/L	0.025		0.012		0.0063	D	0.011	D	0.0083		0.0071		0.0044		0.0081		0.0085	
Nitrogen, Nitrate	mg/L	<0.050		0.14		<0.050		<0.050		<0.050		<0.060		<0.060		<0.060		<0.060	
Nitrogen, Nitrate-Nitrite	mg/L	<0.050		0.14		<0.050	U	0.0064	J	<0.050	U			<0.10		<0.10		NA	
Nitrogen, Nitrite	mg/L	<0.0050		<0.012		0.0025	J	0.0027	J	0.0065	J	<0.010		<0.010		0.016		<0.010	
pH	pH Units	4.75		5.40	Z10b	9.24		9.40		6.50		2.4		6.1		6.1	H6	6.1	
Potassium	mg/L	26	B2	9.5		7.2	D	11	D, B	6.9	D	6.3		6.40		6.6	M6	7.11	
Selenium	mg/L	0.026		0.030		0.013	D	0.0093	D	0.021		<0.0025	D3	<0.00050		<0.00050		<0.00050	
Silver	mg/L	<0.0020		<0.0020		0.0010	J, D, B	<0.0020	U, D	<0.0010	U	<0.0025	D3	0.00053		<0.00050		<0.00050	
Sodium	mg/L	620		670		620	D	640	D	630	D	588		680		664	M6	670	
Sulfate as SO4	mg/L	170	D	140	D	170	D	33	D	44	D	22.5		36.2		37.2		34.4	
Thallium	mg/L	<0.0020		<0.0020		<0.0020	U, D	<0.0020	U, D	<0.0010	U	<0.00050	D3	<0.00010		<0.00010		<0.00010	
Total Dissolved Solids	mg/L	3700		2600		2600	D	2100	D	3100	D	2790		2750		3090		3220	
Turbidity	NTU	12		200		22		4.1		390	D	0.34		20.8		117		34.8	
Vanadium	mg/L	<0.0050		<0.0050		<0.0050	U, D	<0.0050	U	<0.0050	U	<0.00050	D3	0.00011		<0.0010		<0.0010	
Zinc	mg/L	0.072		<0.020		<0.020	U, D	0.022	D	0.0071		<0.025		0.0071		0.015		0.0227	

Table Notes:
Data qualifiers and units are listed on the first page of this appendix

Highlighted Values Indicate PAL Exceedances

Grey's Landfill
Inorganic Compounds - Groundwater Monitoring Wells Analytical Results

Chemical Analyte	Units	Well GL-18 (-3)																	
		Sampling Date 7/8/2009		Sampling Date 10/1/2009		Sampling Date 3/18/2010		Sampling Date 6/7/2010		Sampling Date 3/28/2011		Sampling Date 3/21/2013		Sampling Date 9/26/2013		Sampling Date 3/27/2014		Sampling Date 12/9/2014	
		Result (mg/L)	Qualifier	Result (mg/L)	Qualifier	Result (mg/L)	Qualifier	Result (mg/L)	Qualifier	Result (mg/L)	Qualifier	Result (mg/L)	Qualifier	Result (mg/L)	Qualifier	Result (mg/L)	Qualifier	Result (mg/L)	Qualifier
Alkalinity	mg CaCO3/L	100		210		180	D	200	D	200	Z10a, D	200		246		194		372	
Ammonia (N)	mg/L	22	D	33	D	27	D	26	D	30	D	85		43.3		31.8		43.8	
Antimony	mg/L	<0.0050		<0.0050		0.0040	J, D	<0.0050	U, D	<0.0050	U	<0.0025	D3	<0.00050		<0.00050		<0.00050	
Arsenic	mg/L	0.0068		0.011		0.0082	D	0.0094	D	0.0090		0.0087		0.0109		0.0084		0.0085	
Barium	mg/L	0.023		0.034		0.024	D	0.030	D	0.027		0.026		0.0374		0.026		0.0384	
Beryllium	mg/L	<0.0025		<0.0010		<0.0025	U, D	<0.0025	U, D	<0.0010	U	<0.0010	D3	<0.00020		<0.00020		<0.00020	
Cadmium	mg/L	<0.00050		<0.00050		<0.00050	U, D	<0.00050	U, D	<0.00050	U	<0.00040	D3	0.000080		0.000080		0.00012	
Calcium	mg/L	230		340		300	D	310	D	310	D	264		337		231	M1	305	
Chloride	mg/L	95		240	D	180	D	220	D	220	D	354		274		197		268	
Chromium	mg/L	<0.0025		0.0046		0.0032	D	<0.0025	U, D	<0.0020	U	<0.0025	D3	<0.00050		<0.00050		0.0017	
Cobalt	mg/L	<0.0050		<0.0050		0.00051	J, D	<0.0050	U, D	0.00072	J	<0.0025	D3	0.00092		<0.0010		0.00094	
COD, Total	mg/L	140		170	D	190	D	200	D	160	D	262		339		220		317	
Conductivity	umhos/cm	2300		2000	Z10a	2300		7800		2300		2470		2680				1480	
Copper	mg/L	<0.0020		0.0051		<0.0020	U, D	<0.0020	U, D	0.0016		<0.0025	D3	<0.00050		<0.0010		0.004	
Hardness (as CaCO3)	mg/L	590		860		750		760		790		655		784		607		693	
Iron	mg/L	0.057		1.0		0.66	D	0.33	D	0.20	D	0.3		0.391		0.23		0.643	
Lead	mg/L	<0.0020		0.0050		0.0018	J, D	<0.0020	U, D	<0.0010	U	<0.00050	D3	0.00037		0.00010		0.00097	
Magnesium	mg/L	<0.010		<0.010		<0.10	U, D	<0.10	U, D	0.045	J, D	0.047		0.0567		0.018		0.103	
Manganese	mg/L	<0.0050		0.038		0.015	D	<0.0050	U, D	0.00022	J	0.0035		0.0064		0.0018		NA	
Mercury	mg/L	<0.00020		<0.00020		<0.00020	U	<0.00020	U	<0.00020	U	<0.00020		<0.00020		<0.00020		<0.00020	
Nickel	mg/L	0.014		0.028		0.016	D	0.019	D	0.024		0.017		0.0217		0.017		0.0212	
Nitrogen, Nitrate	mg/L	<0.050		<0.050		<0.050		<0.050		<0.050		<0.060		<0.060		<0.060		<0.060	
Nitrogen, Nitrate-Nitrite	mg/L	<0.050		<0.050		<0.050	U	<0.050	U	<0.050	U	<0.10		<0.10		<0.10		NA	
Nitrogen, Nitrite	mg/L	<0.0050		<0.012		0.0059	J	0.0026	J	<0.012	U	<0.010		<0.010		<0.010		<0.010	
pH	pH Units	10.7		10.5	Z10	11.1		10.9		11.0		10.8		10.0		10.7	H6	10.8	
Potassium	mg/L	83	B2	130		100	D	110	D, B	110	D	109		152		108	M1	146	
Selenium	mg/L	0.0091		0.012		0.0046	J, D	0.0062	D	0.0095		0.0025		0.0030		0.0027	M1, R1	0.0037	
Silver	mg/L	<0.0020		<0.0020		0.0012	J, D, B	<0.0020	U, D	<0.0010	U	<0.0025	D3	<0.00050		<0.00050		<0.00050	
Sodium	mg/L	94		140		110	D	130	D	140	D	146		169		150	M1	181	
Sulfate as SO4	mg/L	550	D	1100	D	940	D	930	D	900	D	1400		957		656		1050	
Thallium	mg/L	<0.0020		<0.0020		<0.0020	U, D	<0.0020	U, D	<0.0010	U	<0.00050	D3	<0.00010		<0.00010		<0.00010	
Total Dissolved Solids	mg/L	1000		1800		1600	D	1200	D	1700	D	1700		2020		1560		2020	
Turbidity	NTU	0.22		2.1		1.1		0.87		0.61		1.2		1.1		0.73		2.8	
Vanadium	mg/L	0.015		0.023		0.021	D	0.021	D	0.020		0.022		0.0222		0.020		0.0247	
Zinc	mg/L	<0.020		0.078		0.025	D	<0.020	U, D	0.0054		<0.025	D3	0.0060		<0.0050		0.0228	

Table Notes:
Data qualifiers and units are listed on the first page of this appendix

Highlighted Values Indicate PAL Exceedances

Grey's Landfill
Inorganic Compounds - Groundwater Monitoring Wells Analytical Results

Chemical Analyte	Units	Well GL-19															
		Sampling Date		Sampling Date		Sampling Date		Sampling Date		Sampling Date		Sampling Date		Sampling Date		Sampling Date	
		7/13/2009	10/26/2009	3/1/2010	6/18/2010	4/1/2011	3/21/2013	9/27/2013	3/27/2014	12/9/2014	Result (mg/L)	Qualifier	Result (mg/L)	Qualifier	Result (mg/L)	Qualifier	
Alkalinity	mg CaCO3/L	70	<1.0	NS	90	NS	200	74.0	72.0	68							
Ammonia (N)	mg/L	0.26	0.16	NS	7.9	D	NS	3.5	6.1	9.5	5.3						
Antimony	mg/L	<0.0050	<0.0050	NS	<0.0050	U, D	NS	<0.0025	D3	0.0024	<0.0050	<0.00050					
Arsenic	mg/L	<0.0050	<0.0050	NS	0.0040	J, D	NS	0.0032		0.0045	0.0041	0.0033					
Barium	mg/L	0.022	0.025	NS	0.017	D	NS	0.018		0.0294	0.018	0.0174					
Beryllium	mg/L	<0.0025	0.0034	NS	<0.0025	U, D	NS	<0.0010	D3	<0.00020	<0.00020	<0.00020					
Cadmium	mg/L	<0.00050	0.0012	NS	<0.00050	U, D	NS	<0.00040	D3	0.00012	<0.000080	0.00011					
Calcium	mg/L	380	19	NS	320	D	NS	326		272	251	213					
Chloride	mg/L	56	3600	D	NS		56	NS		73.4	74.9	64.4					
Chromium	mg/L	<0.0025	0.0040	NS	<0.0025	U, D	NS	<0.0025	D3	0.0053	<0.00050	0.0019					
Cobalt	mg/L	<0.0050	0.24	NS	<0.0050	U, D	NS	<0.0025	D3	0.0066	<0.0010	<0.00050					
COD, Total	mg/L	<10	57	NS	35		NS	24.7		49.6	38.1	35.1					
Conductivity	umhos/cm	1800	1700	NS	1200		NS	2040		1760		1540					
Copper	mg/L	<0.0020	0.0026	NS	<0.0020	U, D	NS	<0.0025	D3	0.0062	<0.0010	<0.0010					
Hardness (as CaCO3)	mg/L	940	350	NS	800		NS	791		686	685	547					
Iron	mg/L	<0.0050	20	NS	0.066	D	NS	<0.25	D3	1.46	<0.050	0.0587					
Lead	mg/L	<0.0020	0.0024	NS	0.0016	J, D	NS	0.0026		0.0095	0.00063	0.001					
Magnesium	mg/L	<0.010	75	NS	<0.10	U, D	NS	0.077		0.720	0.095	0.246					
Manganese	mg/L	<0.0050	0.57	NS	0.0030	J, D	NS	<0.0025	D3	0.177	<0.00050	0.0037					
Mercury	mg/L	<0.00020	<0.00020	NS	<0.00020	U	NS	<0.00020		<0.00020	<0.00020	<0.00020					
Nickel	mg/L	0.012	0.34	NS	0.0069	D	NS	<0.0025	D3	0.0058	0.0029	0.0031					
Nitrogen, Nitrate	mg/L	<0.050	<0.05	NS	<0.050		NS	<0.060		<0.060	<0.060	0.54					
Nitrogen, Nitrate-Nitrite	mg/L	<0.050	<0.05	NS	<0.050	U	NS			<0.10	<0.10	1.8					
Nitrogen, Nitrite	mg/L	0.17	NA	NS	0.0019	J	NS	0.010		0.031	0.12	1.2					
pH	pH Units	10.8	10.7	NS	11.0		NS	10.8		10.8	9.1	10.6					
Potassium	mg/L	42	B2	NS	50	D, B	NS	50.0		56.6	62.9	60.6					
Selenium	mg/L	0.0077	0.0054	NS	<0.0050	U, D	NS	0.0046		0.0019	0.0047	0.0053					
Silver	mg/L	<0.0020	<0.0020	NS	<0.0020	U, D	NS	<0.0025	D3	<0.00050	<0.00050	<0.00050					
Sodium	mg/L	50	110	NS	52	D	NS	56		63.0	76.5	69.1					
Sulfate as SO4	mg/L	1600	D	NS	900	D	NS	47		767	757	619					
Thallium	mg/L	<0.0020	<0.0020	NS	<0.0020	U, D	NS	<0.00050	D3	<0.00010	<0.00010	<0.00010					
Total Dissolved Solids	mg/L	1600	1300	NS	970	D	NS	1460		1270	1260	1070					
Turbidity	NTU	0.29	8.5	NS	1.4		NS	0.31		13.6	0.91	1.3					
Vanadium	mg/L	0.042	<0.0050	NS	0.093		NS	0.037		0.0302	0.046	0.0396					
Zinc	mg/L	<0.020	0.67	NS	<0.020	U, D	NS	<0.025	D3	0.0504	<0.0050	<0.0050					

Table Notes:
Data qualifiers and units are listed on the first page of this appendix

Highlighted Values Indicate PAL Exceedances

**Grey's Landfill
Inorganic Compounds - Groundwater Monitoring Wells Analytical Results**

Chemical Analyte	Units	Well GL-20 (-5)																	
		Sampling Date		Sampling Date		Sampling Date		Sampling Date		Sampling Date		Sampling Date		Sampling Date		Sampling Date			
		7/9/2009	10/16/2009	3/17/2010	6/17/2010	4/6/2011	3/21/2013	9/27/2013	3/28/2014	12/9/2014	Result (mg/L)	Qualifier	Result (mg/L)	Qualifier	Result (mg/L)	Qualifier	Result (mg/L)	Qualifier	
Alkalinity	mg CaCO3/L	84		80		50		84		75	D	106		78.0		224		168	
Ammonia (N)	mg/L	5.6	D	7.3	D	3.8		7.1	D	7.0	D	4.6		5.1		10.6		2.1	
Antimony	mg/L	<0.0050		<0.0050		<0.0050	U, D	<0.0050	U, D	<0.0050	U	<0.0025	D3	<0.00050		<0.00050		<0.00050	
Arsenic	mg/L	<0.0050		<0.0050		<0.0050	U, D	0.0024	J, D	0.0020		<0.0025	D3	0.0078		0.023		0.00096	
Barium	mg/L	0.034		0.036		0.037	D	0.045	D	0.028		0.063		0.0425		0.061		0.0987	
Beryllium	mg/L	<0.0025		<0.0010		<0.0025	U, D	<0.0025	U, D	<0.0010	U	<0.0010	D3	<0.00020		<0.00020		<0.00020	
Cadmium	mg/L	<0.00050		<0.00050		<0.00050	U, D	<0.00050	U, D	0.00077		<0.00040	D3	<0.000080		<0.000080		0.00038	
Calcium	mg/L	13		13		11	D	21		12		8.6		118		105		9.12	
Chloride	mg/L	59		78		45		70		45	D	39		39.4		2090		17.5	
Chromium	mg/L	<0.0025		<0.0025		0.0032	D	<0.0025	U, D	0.00088	J	<0.0025	D3	0.00085		0.0022		0.0025	
Cobalt	mg/L	<0.0050		<0.0050		<0.0050	U, D	<0.0050	U, D	0.00027	J	<0.0025	D3	<0.00050		0.012		<0.00050	
COD, Total	mg/L	<10		110		36		53		61		50.8		43.0		145		24.4	
Conductivity	umhos/cm	690		800		480		640		600		525		864				428	
Copper	mg/L	0.0029		<0.0020		<0.0020	U, D	<0.0020	U, D	0.0015		<0.0025	D3	0.0012		0.001		0.0019	
Hardness (as CaCO3)	mg/L	33		35		48		54		32		60.4		281		815		81.9	
Iron	mg/L	0.050		0.057		0.081	D	0.062		0.028		<0.25	D3	0.134		73.7		0.622	
Lead	mg/L	0.0043		0.0047		0.0011	J, D	<0.0020	U, D	0.0035		0.0023		0.00088		0.00018		0.0105	
Magnesium	mg/L	0.31		0.45		5.2	D	0.23		0.79		9.2		0.144		129		14.4	
Manganese	mg/L	0.0081		0.0050		0.0039	J, D	0.019	D	0.00071	J	0.0082		0.0024		4.2		0.173	
Mercury	mg/L	<0.00020		<0.00020		0.000031	J	<0.00020	U	0.00015	J	<0.00020		<0.00020		<0.00020		<0.00020	
Nickel	mg/L	<0.0050		<0.0050		0.0015	J, D	0.0017	J, D	0.0026	J	<0.0025	D3	0.0013		0.0015		0.0022	
Nitrogen, Nitrate	mg/L	<0.050		<0.05		<0.050		<0.050		<0.050		<0.060		<0.060		<0.060		<0.060	
Nitrogen, Nitrate-Nitrite	mg/L	<0.050		<0.05		<0.050	U	<0.050	U	<0.050	U	<0.10		<0.10		<0.10		<0.10	
Nitrogen, Nitrite	mg/L	<0.0050		0.0060	B1	0.0071	J	0.0034	J	<0.012	U	<0.010		<0.010		<0.010		0.032	
pH	pH Units	10.4		10.4		10.3		10.5		10.3		9.4		10.5		6.6	H6	8.6	
Potassium	mg/L	53	B2	54		39	D	54	B	46	B4	32.0		29.1		159		23.8	
Selenium	mg/L	<0.0050		<0.0050		<0.0050	U, D	<0.0050	U, D	0.00086	J	<0.0025	D3	0.00060		0.00050		<0.00050	
Silver	mg/L	<0.0020		<0.0020		0.0011	J, D, B	<0.0020	U, D	<0.0010	U	<0.0025	D3	<0.00050		<0.00050		<0.00050	
Sodium	mg/L	92		90		68	D	88		82	D	49.3		31.9		1220		37.3	
Sulfate as SO4	mg/L	140	D	140	D	130	D	160	D	1100	D	48.8		284		634		16.7	
Thallium	mg/L	<0.0020		<0.0020		<0.0020	U, D	<0.0020	U, D	<0.0010	U	<0.00050	D3	<0.00010		<0.00010		<0.00010	
Total Dissolved Solids	mg/L	530		490		340	D	530	D	480	D	288		573		4390		208	
Turbidity	NTU	1.1		0.78		0.41		1.4		0.50		3.6		2.0		686		38.5	
Vanadium	mg/L	0.0099		0.0099		0.0044	J, D	0.0055		0.0068		0.0063		0.0629		0.0011		0.0071	
Zinc	mg/L	<0.020		<0.020		<0.020	U, D	<0.020	U, D	0.0061		0.029		0.0105		<0.0050		0.047	

Table Notes:
Data qualifiers and units are listed on the first page of this appendix

Highlighted Values Indicate PAL Exceedances

Grey's Landfill
Inorganic Compounds - Groundwater Monitoring Wells Analytical Results

Chemical Analyte	Units	Well TS-01 (-7)																	
		Sampling Date		Sampling Date		Sampling Date		Sampling Date		Sampling Date		Sampling Date		Sampling Date		Sampling Date			
		7/7/2009	Qualifier	10/26/2009	Qualifier	3/15/2010	Qualifier	6/3/2010	Qualifier	3/31/2011	Qualifier	3/21/2013	Qualifier	9/27/2013	Qualifier	3/27/2014	Qualifier	12/9/2014	Qualifier
Alkalinity	mg CaCO3/L	320		320		20		390	D	360	D	400		302		168		330	
Ammonia (N)	mg/L	19	D	20	D	28	D	40	D	23	D	56.6		22.8		21.2		21.1	
Antimony	mg/L	<0.0050		<0.0050		<0.0050	U, D	<0.0050	U, D	0.00065	J	<0.0025	D3	0.00084		0.00065		<0.00050	
Arsenic	mg/L	0.022		0.019		0.017	D	0.016	D	0.020		0.0045		0.0062		0.0059		0.0039	
Barium	mg/L	0.033		0.033		0.027	D	0.028	D	0.025		0.024		0.0257		0.028		0.0244	
Beryllium	mg/L	<0.0025		<0.0010		<0.0025	U, D	<0.0025	U, D	<0.0010	U	<0.0010	D3	<0.00020		<0.0010	D3	<0.00020	
Cadmium	mg/L	0.00068		0.0015		0.0013	D	0.00038	J, D	0.0021		<0.00040	D3	<0.00080		<0.00040	D3	0.00023	
Calcium	mg/L	660		600		610	D	580	D	590	D	541		544		504		554	
Chloride	mg/L	51		1600	D	2700	D	2300	D	3700	D	2460		1620		1100		1340	
Chromium	mg/L	<0.0025		0.0037		0.0027	D	<0.0025	U, D	<0.0020	U	<0.0025	D3	<0.00050		0.0063		<0.0025	
Cobalt	mg/L	<0.0050		<0.0050		<0.0050	U, D	<0.0050	U, D	0.00084	J	<0.0025	D3	<0.00050		<0.0010		<0.00050	
COD, Total	mg/L	97		130		140		85		120		190		188		165		163	
Conductivity	umhos/cm	3300		13000		11000		20000		1200		11100		10100				9220	
Copper	mg/L	0.019		0.0033		0.011	D	0.0093	D	0.0052		<0.0025	D3	<0.00050		0.0015		<0.0010	
Hardness (as CaCO3)	mg/L	1600		1500		1500		1500		1500		1240		1280		1360		1270	
Iron	mg/L	<0.0050		1.0		<0.50	U, D	<0.50	U, D	<0.0050	B5, U	<0.25	D3	<0.050		0.84		<0.250	
Lead	mg/L	0.0022		0.0085		0.0016	J, D	<0.0020	U, D	<0.0010	U	<0.00050		<0.00010		0.0036		<0.00080	
Magnesium	mg/L	<0.010		<0.010		<1.0	U, D	<1.0	U, D	0.070	J, D	0.091		0.0494		0.2		0.25	
Manganese	mg/L	0.010		0.014		0.0042	J, D	<0.0050	U, D	0.00080	J	<0.0025	D3	0.00071		0.014		0.0078	
Mercury	mg/L	<0.00020		<0.00020		<0.00020	U	<0.00020	U	<0.00020	U	<0.00020		<0.00020		<0.00020		<0.00020	
Nickel	mg/L	0.020		0.023		0.016	D	0.014	D	0.016		<0.0025	D3	0.0022		0.0035		0.0026	
Nitrogen, Nitrate	mg/L	<0.050		<0.050		<0.050		<0.050		<0.050		0.074		<0.060		<0.060		<0.060	
Nitrogen, Nitrate-Nitrite	mg/L	<0.050		<0.050		<0.050	U	<0.050	U	<0.050	U			<0.10		<0.10		<0.10	
Nitrogen, Nitrite	mg/L	<0.0050		NA		<0.012	U	<0.012	U	<0.012	U	<0.010		<0.010		0.17		<0.010	
pH	pH Units	10.6		11.1		11.8		11.0		11.4		11.6		11.5		10.8	H6	11.4	
Potassium	mg/L	410	B2	440		580	D	520	D, B	580	D	540		577		536		520	
Selenium	mg/L	0.051		0.042		0.040	D	0.028	D	0.045		<0.0025	D3	0.0026		0.0020		0.0047	
Silver	mg/L	<0.0020		<0.0020		0.00064	J, D, B	<0.0020	U, D	<0.0010	U	<0.0025	D3	0.0011		<0.00050		<0.00050	
Sodium	mg/L	1500		1600		1800	D	1800	D	1700	D	1630		1540		1670		1220	
Sulfate as SO4	mg/L	2100	D	1700	D	2400	D	2200	D	2900	D	2540		2950		2400		2770	
Thallium	mg/L	<0.0020		<0.0020		<0.0020	U, D	<0.0020	U, D	<0.0010	U	<0.00050	D3	<0.00010		<0.00010		<0.00010	
Total Dissolved Solids	mg/L	6600		7300		5800	D	6800	D	5900	D	7120		6940		5530		6180	
Turbidity	NTU	0.32		2.4		2.8		1.3		0.21		0.19		0.29		4.8		1.8	
Vanadium	mg/L	0.055		0.068		0.060	D	0.052		0.050		0.051		0.0446		0.052		0.0438	
Zinc	mg/L	<0.020		0.044		0.035	D	<0.020	U, D	0.0069		<0.025	D3	<0.0050		0.026		0.0104	

Table Notes:
Data qualifiers and units are listed on the first page of this appendix

Highlighted Values Indicate PAL Exceedances

APPENDIX F

Grey's Landfill
Semi Volatile Organic Compounds (SVOCs) - Groundwater Monitoring Wells Analytical Results

Chemical Analyte	EPA Method	Well GL-02 (-29)																	
		Sampling Date 7/7/2009		Sampling Date 10/21/2009		Sampling Date 3/16/2010		Sampling Date 6/2/2010		Sampling Date 3/23/2011		Sampling Date 3/21/2013		Sampling Date 9/26/2013		Sampling Date 3/26/2014		Sampling Date 12/10/2014	
		Result (ug/L)	Qualifier	Result (ug/L)	Qualifier	Result (ug/L)	Qualifier	Result (ug/L)	Qualifier	Result (ug/L)	Qualifier	Result (ug/L)	Qualifier	Result (ug/L)	Qualifier	Result (ug/L)	Qualifier	Result (ug/L)	Qualifier
1,2,4-Trichlorobenzene	8270	<10	U	<5.0	U	<5.8	U,D	<5.2	U,D										
1,2-Dichlorobenzene	8270	<10	U	<5.0	U	<5.8	U,D	<5.2	U,D										
1,3-Dichlorobenzene	8270	<10	U	<5.0	U	<5.8	U,D	<5.2	U,D										
1,4-Dichlorobenzene	8270	<10	U	<5.0	U	<5.8	U,D	<5.2	U,D										
2,4,5-Trichlorophenol	8270	<10	U	<5.0	U	<5.8	U,D	<5.2	U,D										
2,4,6-Trichlorophenol	8270	<10	U	<5.0	U	<5.8	U,D	<5.2	U,D										
2,4-Dichlorophenol	8270	<10	U	<5.0	U	<5.8	U,D	<5.2	U,D										
2,4-Dimethylphenol	8270	<10	U	<5.0	U	<5.8	U,D	<5.2	U,D										
2,4-Dinitrophenol	8270	<50	U	<10	U	<12	U,D	<10	U,D										
2,4-Dinitrotoluene	8270	<10	U	<5.0	U	<5.8	U,D	<5.2	U,D										
2,6-Dinitrotoluene	8270	<10	U	<5.0	U	<5.8	U,D	<5.2	U,D										
2-Chloronaphthalene	8270	<10	U	<5.0	U	<5.8	U,D	<5.2	U,D										
2-Chlorophenol	8270	<10	U	<5.0	U	<5.8	U,D	<5.2	U,D										
2-Methylnaphthalene	8270	<10	U	<5.0	U	<5.8	U,D	<5.2	U,D										
2-Methylphenol	8270	<10	U	<5.0	U	<5.8	U,D	<5.2	U,D										
2-Nitrophenol	8270	<10	U	<5.0	U	<5.8	U,D	<5.2	U,D										
3,3'-Dichlorobenzidine	8270	<20	U	<5.0	U	<5.8	U,D	<5.2	U,D										
4,6-Dinitro-2-methylphenol	8270	<50	U	<5.0	U	<5.8	U,D	<5.2	U,D										
4-Bromophenyl-phenylether	8270	<10	U	<5.0	U	<5.8	U,D	<5.2	U,D										
4-Chloro-3-methylphenol	8270	<20	U	<5.0	U	<5.8	U,D	<5.2	U,D										
4-Chlorophenyl-phenylether	8270	<10	U	<5.0	U	<5.8	U,D	<5.2	U,D										
4-Methylphenol, 3-Methylphenol	8270	<10	U	<5.0	U	<5.8	U,D	<5.2	U,D										
4-Nitrophenol	8270	<50	U	<10	U	<12	U,D	<10	U,D										
Acenaphthene	8270	<10	U	<5.0	U	<5.8	U,D	<5.2	U,D										
Acenaphthylene	8270	<10	U	<5.0	U	<5.8	U,D	<5.2	U,D										
Acetophenone	8270	0.0	U	0.0	U														
Aniline	8270	<10	U	<5.0	U	<5.8	U,D	<5.2	U,D										
Anthracene	8270	<10	U	<5.0	U	<5.8	U,D	<5.2	U,D										
Benz(a)anthracene	8270	<10	U	<5.0	U	<5.8	U,D	<5.2	U,D										
Benzo(a)pyrene	8270	<10	U	<5.0	U	<5.8	U,D	<5.2	U,D										
Benzo(b)fluoranthene	8270	<10	U	<5.0	U	<5.8	U,D	<5.2	U,D										
Benzo(g,h,i)perylene	8270	<10	U	<5.0	U	<5.8	U,D	<5.2	U,D										
Benzo(k)fluoranthene	8270	<10	U	<5.0	U	<5.8	U,D	<5.2	U,D										
Bis(2-Chloroethoxy)methane	8270	<10	U	<5.0	U	<5.8	U,D	<5.2	U,D										
Bis(2-Chloroethyl)ether	8270	<10	U	<5.0	U	<5.8	U,D	<5.2	U,D										
Bis(2-chloroisopropyl)ether	8270	<10	U	<5.0	U	<5.8	U,D	<5.2	U,D										
Bis(2-Ethylhexyl)phthalate	8270	54		<5.0	U	<5.8	U,D	<5.2	U,D										
Butylbenzylphthalate	8270	<10	U	<5.0	U	<5.8	U,D	<5.2	U,D										
Chrysene	8270	<10	U	<5.0	U	<5.8	U,D	<5.2	U,D										
Dibenz(a,h)anthracene	8270	<10	U	<5.0	U	<5.8	U,D	<5.2	U,D										
Dibenzofuran	8270	<10	U	<5.0	U	<5.8	U,D	<5.2	U,D										
Diethylphthalate	8270	<10	U	<5.0	U	<5.8	U,D	<5.2	U,D										
Dimethylphthalate	8270	<10	U	<5.0	U	<5.8	U,D	<5.2	U,D										
Di-n-butylphthalate	8270	<10	U	<5.0	U	<5.8	U,D	<5.2	U,D										
Di-n-octylphthalate	8270	<10	U	<5.0	U	<5.8	U,D	<5.2	U,D										
Fluoranthene	8270	<10	U	<5.0	U	<5.8	U,D	<5.2	U,D										
Fluorene	8270	<10	U	<5.0	U	<5.8	U,D	<5.2	U,D										
Hexachlorobenzene	8270	<10	U	<5.0	U	<5.8	U,D	<5.2	U,D										
Hexachlorobutadiene	8270	<10	U	<5.0	U	<5.8	U,D	<5.2	U,D										
Hexachlorocyclopentadiene	8270	<10	V6, U	<10	U	<12	U,D	<10	U,D										
Hexachloroethane	8270	<10	U	<5.0	U	<5.8	U,D	<5.2	U,D										
Indeno[1,2,3-cd]pyrene	8270	<10	U	<5.0	U	<5.8	U,D	<5.2	U,D										
Isophorone	8270	<10	U	<5.0	U	<5.8	U,D	<5.2	U,D										
Naphthalene	8270	<10	U	<5.0	U	<5.8	U,D	<5.2	U,D										
Nitrobenzene	8270	<10	U	<5.0	U	<5.8	U,D	<5.2	U,D										
N-Nitrosodimethylamine	8270	<10	U	<5.0	U	<5.8	U,D	<5.2	U,D										
Pentachloroethane	8270	<1.0	U	<5.0	U	<5.8	U,D	<5.2	U,D										
Pentachlorophenol	8270	<50	U	<10	U	<12	U,D	<10	U,D										
Phenanthrene	8270	<10	U	<5.0	U	<5.8	U,D	<5.2	U,D										
Phenolics, Total Recoverable	8270	<10	U	<5.0	U	<5.8	U,D	<5.2	U,D										
Pyrene	8270	<10	U	<5.0	U	<5.8	U,D	<5.2	U,D										
Pyridine	8270	<20	U	<5.0	U	<5.8	U,D	<5.2	U,D										

Highlighted Values Indicate PAL Exceedances

Table Notes:
ND - Not Detected
Data qualifiers and units are listed on the first page of this appendix

Grey's Landfill
Semi Volatile Organic Compounds (SVOCs) - Groundwater Monitoring Wells Analytical Results

Chemical Analyte	EPA Method	Well GL-02 (-5)																	
		Sampling Date 7/7/2009		Sampling Date 10/21/2009		Sampling Date 3/16/2010		Sampling Date 6/2/2010		Sampling Date 3/23/2011		Sampling Date 3/21/2013		Sampling Date 9/26/2013		Sampling Date 3/26/2014		Sampling Date 12/10/2014	
		Result (ug/L)	Qualifier	Result (ug/L)	Qualifier	Result (ug/L)	Qualifier	Result (ug/L)	Qualifier	Result (ug/L)	Qualifier	Result (ug/L)	Qualifier	Result (ug/L)	Qualifier	Result (ug/L)	Qualifier	Result (ug/L)	Qualifier
1,2,4-Trichlorobenzene	8270	<10	U	<5.0	U	<6.0	U, D	<5.3	U, D										
1,2-Dichlorobenzene	8270	<10	U	<5.0	U	<6.0	U, D	<5.3	U, D										
1,3-Dichlorobenzene	8270	<10	U	<5.0	U	<6.0	U, D	<5.3	U, D										
1,4-Dichlorobenzene	8270	<10	U	<5.0	U	<6.0	U, D	<5.3	U, D										
2,4,5-Trichlorophenol	8270	<10	U	<5.0	U	<6.0	U, D	<5.3	U, D										
2,4,6-Trichlorophenol	8270	<10	U	<5.0	U	<6.0	U, D	<5.3	U, D										
2,4-Dichlorophenol	8270	<10	U	<5.0	U	<6.0	U, D	<5.3	U, D										
2,4-Dimethylphenol	8270	<10	U	<5.0	U	30	D	<5.3	U, D										
2,4-Dinitrophenol	8270	<50	U	<10	U	<12	U, D	<11	U, D										
2,4-Dinitrotoluene	8270	<10	U	<5.0	U	<6.0	U, D	<5.3	U, D										
2,6-Dinitrotoluene	8270	<10	U	<5.0	U	<6.0	U, D	<5.3	U, D										
2-Chloronaphthalene	8270	<10	U	<5.0	U	<6.0	U, D	<5.3	U, D										
2-Chlorophenol	8270	<10	U	<5.0	U	<6.0	U, D	<5.3	U, D										
2-Methylnaphthalene	8270	<10	U	<5.0	U	<6.0	U, D	<5.3	U, D										
2-Methylphenol	8270	<10	U	<5.0	U	<6.0	U, D	<5.3	U, D										
2-Nitrophenol	8270	<10	U	<5.0	U	<6.0	U, D	<5.3	U, D										
3,3'-Dichlorobenzidine	8270	<20	U	<5.0	U	<6.0	U, D	<5.3	U, D										
4,6-Dinitro-2-methylphenol	8270	<50	U	<5.0	U	<6.0	U, D	<5.3	U, D										
4-Bromophenyl-phenylether	8270	<10	U	<5.0	U	<6.0	U, D	<5.3	U, D										
4-Chloro-3-methylphenol	8270	<20	U	<5.0	U	<6.0	U, D	<5.3	U, D										
4-Chlorophenyl-phenylether	8270	<10	U	<5.0	U	<6.0	U, D	<5.3	U, D										
4-Methylphenol, 3-Methylphenol	8270	<10	U	<5.0	U	<6.0	U, D	<5.3	U, D										
4-Nitrophenol	8270	<50	U	<10	U	<12	U, D	<11	U, D										
Acenaphthene	8270	<10	U	<5.0	U	<6.0	U, D	<5.3	U, D										
Acenaphthylene	8270	<10	U	<5.0	U	<6.0	U, D	<5.3	U, D										
Acetophenone	8270	0.0	U	0.0	U														
Aniline	8270	<10	U	<5.0	U	<6.0	U, D	<5.3	U, D										
Anthracene	8270	<10	U	<5.0	U	<6.0	U, D	<5.3	U, D										
Benz(a)anthracene	8270	<10	U	<5.0	U	<6.0	U, D	<5.3	U, D										
Benzo(a)pyrene	8270	<10	U	<5.0	U	<6.0	U, D	<5.3	U, D										
Benzo(b)fluoranthene	8270	<10	U	<5.0	U	<6.0	U, D	<5.3	U, D										
Benzo(g,h,i)perylene	8270	<10	U	<5.0	U	<6.0	U, D	<5.3	U, D										
Benzo(k)fluoranthene	8270	<10	U	<5.0	U	<6.0	U, D	<5.3	U, D										
Bis(2-Chloroethoxy)methane	8270	<10	U	<5.0	U	<6.0	U, D	<5.3	U, D										
Bis(2-Chloroethyl)ether	8270	<10	U	<5.0	U	<6.0	U, D	<5.3	U, D										
Bis(2-chloroisopropyl)ether	8270	<10	U	<5.0	U	<6.0	U, D	<5.3	U, D										
Bis(2-Ethylhexyl)phthalate	8270	17	U	6.9	U	<6.0	U, D	<5.3	U, D										
Butylbenzylphthalate	8270	<10	U	<5.0	U	<6.0	U, D	<5.3	U, D										
Chrysene	8270	<10	U	<5.0	U	<6.0	U, D	<5.3	U, D										
Dibenz(a,h)anthracene	8270	<10	U	<5.0	U	<6.0	U, D	<5.3	U, D										
Dibenzofuran	8270	<10	U	<5.0	U	<6.0	U, D	<5.3	U, D										
Diethylphthalate	8270	<10	U	<5.0	U	<6.0	U, D	<5.3	U, D										
Dimethylphthalate	8270	<10	U	<5.0	U	<6.0	U, D	<5.3	U, D										
Di-n-butylphthalate	8270	<10	U	<5.0	U	<6.0	U, D	<5.3	U, D										
Di-n-octylphthalate	8270	<10	U	<5.0	U	<6.0	U, D	<5.3	U, D										
Fluoranthene	8270	<10	U	<5.0	U	<6.0	U, D	<5.3	U, D										
Fluorene	8270	<10	U	<5.0	U	<6.0	U, D	<5.3	U, D										
Hexachlorobenzene	8270	<10	U	<5.0	U	<6.0	U, D	<5.3	U, D										
Hexachlorobutadiene	8270	<10	U	<5.0	U	<6.0	U, D	<5.3	U, D										
Hexachlorocyclopentadiene	8270	<10	V6, U	<10	U	<12	U, D	<11	U, D										
Hexachloroethane	8270	<10	U	<5.0	U	<6.0	U, D	<5.3	U, D										
Indeno[1,2,3-cd]pyrene	8270	<10	U	<5.0	U	<6.0	U, D	<5.3	U, D										
Isophorone	8270	<10	U	<5.0	U	<6.0	U, D	<5.3	U, D										
Naphthalene	8270	<10	U	<5.0	U	<6.0	U, D	<5.3	U, D										
Nitrobenzene	8270	<10	U	<5.0	U	<6.0	U, D	<5.3	U, D										
N-Nitrosodimethylamine	8270	<10	U	<5.0	U	<6.0	U, D	<5.3	U, D										
Pentachloroethane	8270	<10	U	<5.0	U	<6.0	U, D	<5.3	U, D										
Pentachlorophenol	8270	<50	U	<10	U	<12	U, D	<11	U, D										
Phenanthrene	8270	<10	U	<5.0	U	<6.0	U, D	<5.3	U, D										
Phenolics, Total Recoverable	8270	<10	U	<5.0	U	<6.0	U, D	<5.3	U, D										
Pvrene	8270	<10	U	<5.0	U	<6.0	U, D	<5.3	U, D										
Pyridine	8270	<20	U	<5.0	U	<6.0	U, D	<5.3	U, D										

Table Notes:
 ND - Not Detected
 Data qualifiers and units are listed on the first page of this appendix

Highlighted Values Indicate PAL Exceedances

Grey's Landfill
Semi Volatile Organic Compounds (SVOCs) - Groundwater Monitoring Wells Analytical Results

Chemical Analyte	EPA Method	Well GL-03 (-16)																	
		Sampling Date 7/9/2009		Sampling Date 10/14/2009		Sampling Date 3/18/2010		Sampling Date 6/3/2010		Sampling Date 3/28/2011		Sampling Date 3/21/2013		Sampling Date 9/26/2013		Sampling Date 3/26/2014		Sampling Date 12/16/2014	
		Result (ug/L)	Qualifier	Result (ug/L)	Qualifier	Result (ug/L)	Qualifier	Result (ug/L)	Qualifier	Result (ug/L)	Qualifier	Result (ug/L)	Qualifier	Result (ug/L)	Qualifier	Result (ug/L)	Qualifier	Result (ug/L)	Qualifier
1,2,4-Trichlorobenzene	8270	<10	U, D	<5.4	U, D	<5.3	U, D	<5.6	U, D	<5.0	U								
1,2-Dichlorobenzene	8270	<10	U, D	<5.4	U, D	<5.3	U, D	<5.6	U, D	<5.0	U								
1,3-Dichlorobenzene	8270	<10	U, D	<5.4	U, D	<5.3	U, D	<5.6	U, D	<5.0	U								
1,4-Dichlorobenzene	8270	<10	U, D	<5.4	U, D	<5.3	U, D	<5.6	U, D	<5.0	U								
2,4,5-Trichlorophenol	8270	<10	U, D	<5.4	U, D	<5.3	U, D	<5.6	U, D	<5.0	U								
2,4,6-Trichlorophenol	8270	<10	U, D	<5.4	U, D	<5.3	U, D	<5.6	U, D	<5.0	U								
2,4-Dichlorophenol	8270	<10	U, D	<5.4	U, D	<5.3	U, D	<5.6	U, D	<5.0	U								
2,4-Dimethylphenol	8270	<10	U, D	<5.4	U, D	<5.3	U, D	<5.6	U, D	<5.0	U								
2,4-Dinitrophenol	8270	<52	U, D	<11	U, D	<11	U, D	<11	U, D	<10	U								
2,4-Dinitrotoluene	8270	<10	U, D	<5.4	U, D	<5.3	U, D	<5.6	U, D	<5.0	U								
2,6-Dinitrotoluene	8270	<10	U, D	<5.4	U, D	<5.3	U, D	<5.6	U, D	<5.0	U								
2-Chloronaphthalene	8270	<10	U, D	<5.4	U, D	<5.3	U, D	<5.6	U, D	<5.0	U								
2-Chlorophenol	8270	<10	U, D	<5.4	U, D	<5.3	U, D	<5.6	U, D	<5.0	U								
2-Methylnaphthalene	8270	<10	U, D	<5.4	U, D	<5.3	U, D	<5.6	U, D	<5.0	U								
2-Methylphenol	8270	<10	U, D	<5.4	U, D	<5.3	U, D	<5.6	U, D	<5.0	U								
2-Nitrophenol	8270	<10	U, D	<5.4	U, D	<5.3	U, D	<5.6	U, D	<5.0	U								
3,3'-Dichlorobenzidine	8270	<21	U, D	<5.4	U, D	<5.3	U, D	<5.6	U, D	<5.0	U								
4,6-Dinitro-2-methylphenol	8270	<52	U, D	<5.4	U, D	<5.3	U, D	<5.6	U, D	<5.0	U								
4-Bromophenyl-phenylether	8270	<10	U, D	<5.4	U, D	<5.3	U, D	<5.6	U, D	<5.0	U								
4-Chloro-3-methylphenol	8270	<10	U, D	<5.4	U, D	<5.3	U, D	<5.6	U, D	<5.0	U								
4-Chlorophenyl-phenylether	8270	<10	U, D	<5.4	U, D	<5.3	U, D	<5.6	U, D	<5.0	U								
4-Methylphenol, 3-Methylphenol	8270	<10	U, D	<5.4	U, D	<5.3	U, D	<5.6	U, D	<5.0	U								
4-Nitrophenol	8270	<52	U, D	<11	U, D	<11	U, D	<11	U, D	<10	U								
Acenaphthene	8270	<10	U, D	<5.4	U, D	<5.3	U, D	<5.6	U, D	<5.0	U								
Acenaphthylene	8270	<10	U, D	<5.4	U, D	<5.3	U, D	<5.6	U, D	<5.0	U								
Acetophenone	8270	0.0	U, D	0.0	U, D														
Aniline	8270	<10	U, D	<5.4	U, D	<5.3	U, D	<5.6	U, D	<5.0	U								
Anthracene	8270	<10	U, D	<5.4	U, D	<5.3	U, D	<5.6	U, D	<5.0	U								
Benz(a)anthracene	8270	<10	U, D	<5.4	U, D	<5.3	U, D	<5.6	U, D	<5.0	U								
Benzo[a]pyrene	8270	<10	U, D	<5.4	E3, U, D	<5.3	U, D	<5.6	U, D	<5.0	U								
Benzo[b]fluoranthene	8270	<10	U, D	<5.4	E3, U, D	<5.3	U, D	<5.6	U, D	<5.0	U								
Benzo[g,h,i]perylene	8270	<10	U, D	<5.4	E3, U, D	<5.3	U, D	<5.6	U, D	<5.0	U								
Benzo[k]fluoranthene	8270	<10	U, D	<5.4	E3, U, D	<5.3	U, D	<5.6	U, D	<5.0	U								
Bis(2-Chloroethoxy)methane	8270	<10	U, D	<5.4	U, D	<5.3	U, D	<5.6	U, D	<5.0	U								
Bis(2-Chloroethyl)ether	8270	<10	U, D	<5.4	U, D	<5.3	U, D	<5.6	U, D	<5.0	U								
Bis(2-chloroisopropyl)ether	8270	<10	U, D	<5.4	U, D	<5.3	U, D	<5.6	U, D	<5.0	U								
Bis(2-Ethylhexyl)phthalate	8270	<10	U, D	31	D	<5.3	U, D	<5.6	U, D	<5.0	U								
Butylbenzylphthalate	8270	<10	U, D	<5.4	U, D	<5.3	U, D	<5.6	U, D	<5.0	U								
Chrysene	8270	<10	U, D	<5.4	U, D	<5.3	U, D	<5.6	U, D	<5.0	U								
Dibenz[a,h]anthracene	8270	<10	U, D	<5.4	E3, U, D	<5.3	U, D	<5.6	U, D	<5.0	U								
Dibenzofuran	8270	<10	U, D	<5.4	U, D	<5.3	U, D	<5.6	U, D	<5.0	U								
Diethylphthalate	8270	<10	U, D	<5.4	U, D	<5.3	U, D	<5.6	U, D	<5.0	U								
Dimethylphthalate	8270	<10	U, D	<5.4	U, D	<5.3	U, D	<5.6	U, D	<5.0	U								
Di-n-butylphthalate	8270	<10	U, D	<5.4	U, D	<5.3	U, D	<5.6	U, D	<5.0	U								
Di-n-octylphthalate	8270	<10	U, D	<5.4	E3, U, D	<5.3	U, D	<5.6	U, D	<5.0	U								
Fluoranthene	8270	<10	U, D	<5.4	U, D	<5.3	U, D	<5.6	U, D	<5.0	U								
Fluorene	8270	<10	U, D	<5.4	U, D	<5.3	U, D	<5.6	U, D	<5.0	U								
Hexachlorobenzene	8270	<10	U, D	<5.4	U, D	<5.3	U, D	<5.6	U, D	<5.0	U								
Hexachlorobutadiene	8270	<10	U, D	<5.4	U, D	<5.3	U, D	<5.6	U, D	<5.0	U								
Hexachlorocyclopentadiene	8270	<10	U, D	<11	U, D	<11	U, D	<11	U, D	<10	U								
Hexachloroethane	8270	<10	U, D	<5.4	U, D	<5.3	U, D	<5.6	U, D	<5.0	U								
Indeno[1,2,3-cd]pyrene	8270	<10	U, D	<5.4	E3, U, D	<5.3	U, D	<5.6	U, D	<5.0	U								
Isophorone	8270	<10	U, D	<5.4	U, D	<5.3	U, D	<5.6	U, D	<5.0	U								
Naphthalene	8270	19	D	<5.4	U, D	<5.3	U, D	<5.6	U, D	<5.0	U								
Nitrobenzene	8270	<10	U, D	<5.4	U, D	<5.3	U, D	<5.6	U, D	<5.0	U								
N-Nitrosodimethylamine	8270	<10	U, D	<5.4	U, D	<5.3	U, D	<5.6	U, D	<5.0	U								
Pentachloroethane	8270	<1.0	U, D	<5.4	U, D	<5.3	U, D	<5.6	U, D	<5.0	U								
Pentachlorophenol	8270	<52	V6, U, D	<11	U, D	<11	U, D	<11	U, D	<10	U								
Phenanthrene	8270	<10	U, D	<5.4	U, D	<5.3	U, D	<5.6	U, D	<5.0	U								
Phenolics, Total Recoverable	8270	<10	U, D	<5.4	U, D	<5.3	U, D	<5.6	U, D	<5.0	U								
Pvrene	8270	<10	U, D	<5.4	U, D	<5.3	U, D	<5.6	U, D	<5.0	U								
Pyridine	8270	<21	U, D	<5.4	U, D	<5.3	U, D	<5.6	U, D	<5.0	U								

Table Notes:
 ND - Not Detected
 Data qualifiers and units are listed on the first page of this appendix

Highlighted Values Indicate PAL Exceedances

Grey's Landfill
Semi Volatile Organic Compounds (SVOCs) - Groundwater Monitoring Wells Analytical Results

Chemical Analyte	EPA Method	Well GL-03 (-3)																	
		Sampling Date 7/9/2009		Sampling Date 10/14/2009		Sampling Date 3/17/2010		Sampling Date 6/3/2010		Sampling Date 3/28/2011		Sampling Date 3/21/2013		Sampling Date 9/26/2013		Sampling Date 3/26/2014		Sampling Date 12/16/2014	
		Result (ug/L)	Qualifier	Result (ug/L)	Qualifier	Result (ug/L)	Qualifier	Result (ug/L)	Qualifier	Result (ug/L)	Qualifier	Result (ug/L)	Qualifier	Result (ug/L)	Qualifier	Result (ug/L)	Qualifier	Result (ug/L)	Qualifier
1,2,4-Trichlorobenzene	8270	<11	U, D	<5.4	U, D	<5.3	U, D	<5.7	U, D	<5.1	U, D								
1,2-Dichlorobenzene	8270	<11	U, D	<5.4	U, D	<5.3	U, D	<5.7	U, D	<5.1	U, D								
1,3-Dichlorobenzene	8270	<11	U, D	<5.4	U, D	<5.3	U, D	<5.7	U, D	<5.1	U, D								
1,4-Dichlorobenzene	8270	<11	U, D	<5.4	U, D	<5.3	U, D	<5.7	U, D	<5.1	U, D								
2,4,5-Trichlorophenol	8270	<11	U, D	<5.4	U, D	<5.3	U, D	<5.7	U, D	<5.1	U, D								
2,4,6-Trichlorophenol	8270	<11	U, D	<5.4	U, D	<5.3	U, D	<5.7	U, D	<5.1	U, D								
2,4-Dichlorophenol	8270	<11	U, D	<5.4	U, D	<5.3	U, D	<5.7	U, D	<5.1	U, D								
2,4-Dimethylphenol	8270	<11	U, D	<5.4	U, D	<5.3	U, D	<5.7	U, D	<5.1	U, D								
2,4-Dinitrophenol	8270	<53	U, D	<11	U, D	<11	U, D	<11	U, D	<10	U, D								
2,4-Dinitrotoluene	8270	<11	U, D	<5.4	U, D	<5.3	U, D	<5.7	U, D	<5.1	U, D								
2,6-Dinitrotoluene	8270	<11	U, D	<5.4	U, D	<5.3	U, D	<5.7	U, D	<5.1	U, D								
2-Chloronaphthalene	8270	<11	U, D	<5.4	U, D	<5.3	U, D	<5.7	U, D	<5.1	U, D								
2-Chlorophenol	8270	<11	U, D	<5.4	U, D	<5.3	U, D	<5.7	U, D	<5.1	U, D								
2-Methylnaphthalene	8270	<11	U, D	5.7	D	<5.3	U, D	<5.7	U, D	<5.1	U, D								
2-Methylphenol	8270	<11	U, D	<5.4	U, D	<5.3	U, D	<5.7	U, D	<5.1	U, D								
2-Nitrophenol	8270	<11	U, D	<5.4	U, D	<5.3	U, D	<5.7	U, D	<5.1	U, D								
3,3'-Dichlorobenzidine	8270	<21	U, D	<5.4	U, D	<5.3	U, D	<5.7	U, D	<5.1	U, D								
4,6-Dinitro-2-methylphenol	8270	<53	U, D	<5.4	U, D	<5.3	U, D	<5.7	U, D	<5.1	U, D								
4-Bromophenyl-phenylether	8270	<11	U, D	<5.4	U, D	<5.3	U, D	<5.7	U, D	<5.1	U, D								
4-Chloro-3-methylphenol	8270	<21	U, D	<5.4	U, D	<5.3	U, D	<5.7	U, D	<5.1	U, D								
4-Chlorophenyl-phenylether	8270	<11	U, D	<5.4	U, D	<5.3	U, D	<5.7	U, D	<5.1	U, D								
4-Methylphenol, 3-Methylphenol	8270	<11	U, D	<5.4	U, D	<5.3	U, D	<5.7	U, D	<5.1	U, D								
4-Nitrophenol	8270	<53	U, D	<11	U, D	<11	U, D	<11	U, D	<10	U, D								
Acenaphthene	8270	<11	U, D	<5.4	U, D	<5.3	U, D	<5.7	U, D	<5.1	U, D								
Acenaphthylene	8270	<11	U, D	<5.4	U, D	<5.3	U, D	<5.7	U, D	<5.1	U, D								
Acetophenone	8270	0.0	U, D	0.0	U, D														
Aniline	8270	<11	U, D	<5.4	U, D	<5.3	U, D	<5.7	U, D	<5.1	U, D								
Anthracene	8270	<11	U, D	<5.4	U, D	<5.3	U, D	<5.7	U, D	<5.1	U, D								
Benz(a)anthracene	8270	<11	U, D	<5.4	U, D	<5.3	U, D	<5.7	U, D	<5.1	U, D								
Benzo(a)pyrene	8270	<11	U, D	<5.4	U, D	<5.3	U, D	<5.7	U, D	<5.1	U, D								
Benzo(b)fluoranthene	8270	<11	U, D	<5.4	U, D	<5.3	U, D	<5.7	U, D	<5.1	U, D								
Benzo(g,h,i)perylene	8270	<11	U, D	<5.4	U, D	<5.3	U, D	<5.7	U, D	<5.1	U, D								
Benzo(k)fluoranthene	8270	<11	U, D	<5.4	U, D	<5.3	U, D	<5.7	U, D	<5.1	U, D								
Bis(2-Chloroethoxy)methane	8270	<11	U, D	<5.4	U, D	<5.3	U, D	<5.7	U, D	<5.1	U, D								
Bis(2-Chloroethyl)ether	8270	<11	U, D	<5.4	U, D	<5.3	U, D	<5.7	U, D	<5.1	U, D								
Bis(2-chloroisopropyl)ether	8270	<11	U, D	<5.4	U, D	<5.3	U, D	<5.7	U, D	<5.1	U, D								
Bis(2-Ethylhexyl)phthalate	8270	<11	U, D	5.1	D	<5.3	U, D	<5.7	U, D	<5.1	U, D								
Butylbenzylphthalate	8270	<11	U, D	<5.4	U, D	<5.3	U, D	<5.7	U, D	<5.1	U, D								
Chrysene	8270	<11	U, D	<5.4	U, D	<5.3	U, D	<5.7	U, D	<5.1	U, D								
Dibenz(a,h)anthracene	8270	<11	U, D	<5.4	U, D	<5.3	U, D	<5.7	U, D	<5.1	U, D								
Dibenzofuran	8270	<11	U, D	<5.4	U, D	<5.3	U, D	<5.7	U, D	<5.1	U, D								
Diethylphthalate	8270	<11	U, D	<5.4	U, D	<5.3	U, D	<5.7	U, D	<5.1	U, D								
Dimethylphthalate	8270	<11	U, D	<5.4	U, D	<5.3	U, D	<5.7	U, D	<5.1	U, D								
Di-n-butylphthalate	8270	<11	U, D	<5.4	U, D	<5.3	U, D	<5.7	U, D	<5.1	U, D								
Di-n-octylphthalate	8270	<11	U, D	<5.4	U, D	<5.3	U, D	<5.7	U, D	<5.1	U, D								
Fluoranthene	8270	<11	U, D	<5.4	U, D	<5.3	U, D	<5.7	U, D	<5.1	U, D								
Fluorene	8270	<11	U, D	<5.4	U, D	<5.3	U, D	<5.7	U, D	<5.1	U, D								
Hexachlorobenzene	8270	<11	U, D	<5.4	U, D	<5.3	U, D	<5.7	U, D	<5.1	U, D								
Hexachlorobutadiene	8270	<11	U, D	<5.4	U, D	<5.3	U, D	<5.7	U, D	<5.1	U, D								
Hexachlorocyclopentadiene	8270	<11	U, D	<11	U, D	<11	U, D	<11	U, D	<10	U, D								
Hexachloroethane	8270	<11	U, D	<5.4	U, D	<5.3	U, D	<5.7	U, D	<5.1	U, D								
Indeno[1,2,3-cd]pyrene	8270	<11	U, D	<5.4	U, D	<5.3	U, D	<5.7	U, D	<5.1	U, D								
Isophorone	8270	<11	U, D	<5.4	U, D	<5.3	U, D	<5.7	U, D	<5.1	U, D								
Naphthalene	8270	<11	U, D	7.8	D	<5.3	U, D	5.9	D	<5.1	U, D								
Nitrobenzene	8270	<11	U, D	<5.4	U, D	<5.3	U, D	<5.7	U, D	<5.1	U, D								
N-Nitrosodimethylamine	8270	<11	U, D	<5.4	U, D	<5.3	U, D	<5.7	U, D	<5.1	U, D								
Pentachloroethane	8270	<11	U, D	<5.4	U, D	<5.3	U, D	<5.7	U, D	<5.1	U, D								
Pentachlorophenol	8270	<53	V6, U, D	<11	U, D	<11	U, D	<11	U, D	<10	U, D								
Phenanthrene	8270	<11	U, D	<5.4	U, D	<5.3	U, D	<5.7	U, D	<5.1	U, D								
Phenolics, Total Recoverable	8270	<11	U, D	<5.4	U, D	<5.3	U, D	<5.7	U, D	<5.1	U, D								
Pvrene	8270	<11	U, D	<5.4	U, D	<5.3	U, D	<5.7	U, D	<5.1	U, D								
Pyridine	8270	<21	U, D	<5.4	U, D	<5.3	U, D	<5.7	U, D	<5.1	U, D								

Table Notes:
 ND - Not Detected
 Data qualifiers and units are listed on the first page of this appendix

Highlighted Values Indicate PAL Exceedances

Grey's Landfill
Semi Volatile Organic Compounds (SVOCs) - Groundwater Monitoring Wells Analytical Results

Chemical Analyte	EPA Method	Well GL-08 (-36)																	
		Sampling Date 7/9/2009		Sampling Date 10/14/2009		Sampling Date 3/25/2010		Sampling Date 6/3/2010		Sampling Date 3/23/2011		Sampling Date 3/21/2013		Sampling Date 9/26/2013		Sampling Date 3/26/2014		Sampling Date 12/16/2014	
		Result (ug/L)	Qualifier	Result (ug/L)	Qualifier	Result (ug/L)	Qualifier	Result (ug/L)	Qualifier	Result (ug/L)	Qualifier	Result (ug/L)	Qualifier	Result (ug/L)	Qualifier	Result (ug/L)	Qualifier	Result (ug/L)	Qualifier
1,2,4-Trichlorobenzene	8270	<10	Z10, U, D	<5.4	U, D	<5.1	U, D	<5.7	U, D	<6.3	U, D								
1,2-Dichlorobenzene	8270	<10	Z10, U, D	<5.4	U, D	<5.1	U, D	<5.7	U, D	<6.3	U, D								
1,3-Dichlorobenzene	8270	<10	Z10, U, D	<5.4	U, D	<5.1	U, D	<5.7	U, D	<6.3	U, D								
1,4-Dichlorobenzene	8270	<10	Z10, U, D	<5.4	U, D	<5.1	U, D	<5.7	U, D	<6.3	U, D								
2,4,5-Trichlorophenol	8270	<10	Z10, U, D	<5.4	U, D	<5.1	U, D	<5.7	U, D	<6.3	U, D								
2,4,6-Trichlorophenol	8270	<10	Z10, U, D	<5.4	U, D	<5.1	U, D	<5.7	U, D	<6.3	U, D								
2,4-Dichlorophenol	8270	<10	Z10, U, D	<5.4	U, D	<5.1	U, D	<5.7	U, D	<6.3	U, D								
2,4-Dimethylphenol	8270	<10	Z10, U, D	<5.4	U, D	<5.1	U, D	<5.7	U, D	<6.3	U, D								
2,4-Dinitrophenol	8270	<52	Z10, U, D	<11	U, D	<10	U, D	<11	U, D	<13	U, D								
2,4-Dinitrotoluene	8270	<10	Z10, U, D	<5.4	U, D	<5.1	U, D	<5.7	U, D	<6.3	U, D								
2,6-Dinitrotoluene	8270	<10	Z10, U, D	<5.4	U, D	<5.1	U, D	<5.7	U, D	<6.3	U, D								
2-Chloronaphthalene	8270	<10	Z10, U, D	<5.4	U, D	<5.1	U, D	<5.7	U, D	<6.3	U, D								
2-Chlorophenol	8270	<10	Z10, U, D	<5.4	U, D	<5.1	U, D	<5.7	U, D	<6.3	U, D								
2-Methylnaphthalene	8270	<10	Z10, U, D	<5.4	U, D	<5.1	U, D	<5.7	U, D	<6.3	U, D								
2-Methylphenol	8270	<10	Z10, U, D	<5.4	U, D	<5.1	U, D	<5.7	U, D	<6.3	U, D								
2-Nitrophenol	8270	<10	Z10, U, D	<5.4	U, D	<5.1	U, D	<5.7	U, D	<6.3	U, D								
3,3'-Dichlorobenzidine	8270	<21	Z10, U, D	<5.4	U, D	<5.1	U, D	<5.7	U, D	<6.3	U, D								
4,6-Dinitro-2-methylphenol	8270	<52	Z10, U, D	<5.4	U, D	<5.1	U, D	<5.7	U, D	<6.3	U, D								
4-Bromophenyl-phenylether	8270	<10	Z10, U, D	<5.4	U, D	<5.1	U, D	<5.7	U, D	<6.3	U, D								
4-Chloro-3-methylphenol	8270	<21	Z10, U, D	<5.4	U, D	<5.1	U, D	<5.7	U, D	<6.3	U, D								
4-Chlorophenyl-phenylether	8270	<10	Z10, U, D	<5.4	U, D	<5.1	U, D	<5.7	U, D	<6.3	U, D								
4-Methylphenol, 3-Methylphenol	8270	<10	Z10, U, D	<5.4	U, D	<5.1	U, D	<5.7	U, D	<6.3	U, D								
4-Nitrophenol	8270	<52	Z10, U, D	<11	U, D	<10	U, D	<11	U, D	<13	U, D								
Acenaphthene	8270	<10	Z10, U, D	<5.4	U, D	<5.1	U, D	<5.7	U, D	<6.3	U, D								
Acenaphthylene	8270	<10	Z10, U, D	<5.4	U, D	<5.1	U, D	<5.7	U, D	<6.3	U, D								
Acetophenone	8270	0.0	Z10, U, D	0.0	U, D														
Aniline	8270	<10	Z10, U, D	<5.4	U, D	<5.1	U, D	<5.7	U, D	<6.3	U, D								
Anthracene	8270	<10	Z10, U, D	<5.4	U, D	<5.1	U, D	<5.7	U, D	<6.3	U, D								
Benz(a)anthracene	8270	<10	Z10, U, D	<5.4	U, D	<5.1	U, D	<5.7	U, D	<6.3	U, D								
Benzo(a)pyrene	8270	<10	Z10, U, D	<5.4	U, D	<5.1	U, D	<5.7	U, D	<6.3	U, D								
Benzo(b)fluoranthene	8270	<10	Z10, U, D	<5.4	U, D	<5.1	U, D	<5.7	U, D	<6.3	U, D								
Benzo(g,h,i)perylene	8270	<10	Z10, U, D	<5.4	U, D	<5.1	U, D	<5.7	U, D	<6.3	U, D								
Benzo(k)fluoranthene	8270	<10	Z10, U, D	<5.4	U, D	<5.1	U, D	<5.7	U, D	<6.3	U, D								
Bis(2-Chloroethoxy)methane	8270	<10	Z10, U, D	<5.4	U, D	<5.1	U, D	<5.7	U, D	<6.3	U, D								
Bis(2-Chloroethyl)ether	8270	<10	Z10, U, D	<5.4	U, D	<5.1	U, D	<5.7	U, D	<6.3	U, D								
Bis(2-chloroisopropyl)ether	8270	<10	Z10, U, D	<5.4	U, D	<5.1	U, D	<5.7	U, D	<6.3	U, D								
Bis(2-Ethylhexyl)phthalate	8270	<10	Z10, U, D	<5.4	U, D	<5.1	U, D	<5.7	U, D	<6.3	U, D								
Butylbenzylphthalate	8270	<10	Z10, U, D	<5.4	U, D	<5.1	U, D	<5.7	U, D	<6.3	U, D								
Chrysene	8270	<10	Z10, U, D	<5.4	U, D	<5.1	U, D	<5.7	U, D	<6.3	U, D								
Dibenz(a,h)anthracene	8270	<10	Z10, U, D	<5.4	U, D	<5.1	U, D	<5.7	U, D	<6.3	U, D								
Dibenzofuran	8270	<10	Z10, U, D	<5.4	U, D	<5.1	U, D	<5.7	U, D	<6.3	U, D								
Diethylphthalate	8270	<10	Z10, U, D	<5.4	U, D	<5.1	U, D	<5.7	U, D	<6.3	U, D								
Dimethylphthalate	8270	<10	Z10, U, D	<5.4	U, D	<5.1	U, D	<5.7	U, D	<6.3	U, D								
Di-n-butylphthalate	8270	<10	Z10, U, D	<5.4	U, D	<5.1	U, D	<5.7	U, D	<6.3	U, D								
Di-n-octylphthalate	8270	<10	Z10, U, D	<5.4	U, D	<5.1	U, D	<5.7	U, D	<6.3	U, D								
Fluoranthene	8270	<10	Z10, U, D	<5.4	U, D	<5.1	U, D	<5.7	U, D	<6.3	U, D								
Fluorene	8270	<10	Z10, U, D	<5.4	U, D	<5.1	U, D	<5.7	U, D	<6.3	U, D								
Hexachlorobenzene	8270	<10	Z10, U, D	<5.4	U, D	<5.1	U, D	<5.7	U, D	<6.3	U, D								
Hexachlorobutadiene	8270	<10	Z10, U, D	<5.4	U, D	<5.1	U, D	<5.7	U, D	<6.3	U, D								
Hexachlorocyclopentadiene	8270	<10	Z10, U, D	<11	U, D	<10	U, D	<11	U, D	<13	U, D								
Hexachloroethane	8270	<10	Z10, U, D	<5.4	U, D	<5.1	U, D	<5.7	U, D	<6.3	U, D								
Indeno[1,2,3-cd]pyrene	8270	<10	Z10, U, D	<5.4	U, D	<5.1	U, D	<5.7	U, D	<6.3	U, D								
Isophorone	8270	<10	Z10, U, D	<5.4	U, D	<5.1	U, D	<5.7	U, D	<6.3	U, D								
Naphthalene	8270	14	Z10, D	7.3	D	<5.1	U, D	<5.7	U, D	<6.3	U, D								
Nitrobenzene	8270	<10	Z10, U, D	<5.4	U, D	<5.1	U, D	<5.7	U, D	<6.3	U, D								
N-Nitrosodimethylamine	8270	<10	Z10, U, D	<5.4	U, D	<5.1	U, D	<5.7	U, D	<6.3	U, D								
Pentachloroethane	8270	<1.0	Z10, U, D	<5.4	U, D	<5.1	U, D	<5.7	U, D	<6.3	U, D								
Pentachlorophenol	8270	<52	Z10, U, D	<11	U, D	<10	U, D	<11	U, D	<13	U, D								
Phenanthrene	8270	<10	Z10, U, D	<5.4	U, D	<5.1	U, D	<5.7	U, D	<6.3	U, D								
Phenolics, Total Recoverable	8270	<10	Z10, U, D	<5.4	U, D	<5.1	U, D	<5.7	U, D	<6.3	U, D								
Pvrene	8270	<10	Z10, U, D	<5.4	U, D	<5.1	U, D	<5.7	U, D	<6.3	U, D								
Pyridine	8270	<21	Z10, U, D	<5.4	U, D	<5.1	U, D	<5.7	U, D	<6.3	U, D								

Table Notes:
 ND - Not Detected
 Data qualifiers and units are listed on the first page of this appendix

Highlighted Values Indicate PAL Exceedances

Grey's Landfill
Semi Volatile Organic Compounds (SVOCs) - Groundwater Monitoring Wells Analytical Results

Chemical Analyte	EPA Method	Well GL-08 (-3)																	
		Sampling Date 7/9/2009		Sampling Date 10/14/2009		Sampling Date 3/25/2010		Sampling Date 6/3/2010		Sampling Date 3/23/2011		Sampling Date 3/20/2013		Sampling Date 9/26/2013		Sampling Date 3/26/2014		Sampling Date 12/16/2014	
		Result (ug/L)	Qualifier	Result (ug/L)	Qualifier	Result (ug/L)	Qualifier	Result (ug/L)	Qualifier	Result (ug/L)	Qualifier	Result (ug/L)	Qualifier	Result (ug/L)	Qualifier	Result (ug/L)	Qualifier	Result (ug/L)	Qualifier
1,2,4-Trichlorobenzene	8270	<10	U, D	<5.3	U, D	<5.2	U, D	<5.6	U, D	<280	U, D	<10.8		<10.6		<5.4		<1.0	
1,2-Dichlorobenzene	8270	<10	U, D	<5.3	U, D	<5.2	U, D	<5.6	U, D	<280	U, D	<10.8		<10.6		<5.4		<1.0	
1,3-Dichlorobenzene	8270	<10	U, D	<5.3	U, D	<5.2	U, D	<5.6	U, D	<280	U, D	<10.8		<10.6		<5.4		<1.0	
1,4-Dichlorobenzene	8270	<10	U, D	<5.3	U, D	<5.2	U, D	<5.6	U, D	<280	U, D	<10.8		<10.6		<5.4		<1.0	
2,4,5-Trichlorophenol	8270	<10	U, D	<5.3	U, D	<5.2	U, D	<5.6	U, D	<280	U, D	<27.0		<26.5		<13.6		<2.6	
2,4,6-Trichlorophenol	8270	<10	U, D	<5.3	U, D	<5.2	U, D	<5.6	U, D	<280	U, D	<10.8		<10.6		<5.4		<1.0	
2,4-Dichlorophenol	8270	<10	U, D	<5.3	U, D	<5.2	U, D	<5.6	U, D	<280	U, D	<10.8		<10.6		<5.4		<1.0	
2,4-Dimethylphenol	8270	57	D	84	D	98	D	89	D	<280	U, D	126		55.7		119		108	
2,4-Dinitrophenol	8270	<52	U, D	<11	U, D	<10	U, D	<11	U, D	<560	U, D	<27.0		<26.5		<13.6		<2.6	
2,4-Dinitrotoluene	8270	<10	U, D	<5.3	U, D	<5.2	U, D	<5.6	U, D	<280	U, D	<10.8		<10.6		<5.4		<1.0	
2,6-Dinitrotoluene	8270	<10	U, D	<5.3	U, D	<5.2	U, D	<5.6	U, D	<280	U, D	<10.8		<10.6		<5.4		<1.0	
2-Chloronaphthalene	8270	<10	U, D	<5.3	U, D	<5.2	U, D	<5.6	U, D	<280	U, D	<10.8		<10.6		<5.4		<1.0	
2-Chlorophenol	8270	<10	U, D	<5.3	U, D	<5.2	U, D	<5.6	U, D	<280	U, D	<10.8		<10.6		<5.4		<1.0	
2-Methylnaphthalene	8270	22	D	22	D	84	D	29	D	<280	U, D	67.1		23.8		72.2		125	
2-Methylphenol	8270	14	D	38	D	36	D	24	D	<280	U, D	44.3		30.0		44.8		43.2	
2-Nitrophenol	8270	<10	U, D	<5.3	U, D	<5.2	U, D	<5.6	U, D	<280	U, D	<10.8		<10.6		<5.4		<1.0	
3,3'-Dichlorobenzidine	8270	<21	U, D	<5.3	E3, U, D	<5.2	U, D	<5.6	U, D	<280	U, D	<10.8		<10.6		<5.4		<1.0	
4,6-Dinitro-2-methylphenol	8270	<52	U, D	<5.3	U, D	<5.2	U, D	<5.6	U, D	<280	U, D	<27.0		<26.5		<13.6		<2.6	
4-Bromophenyl-phenylether	8270	<10	U, D	<5.3	U, D	<5.2	U, D	<5.6	U, D	<280	U, D	<10.8		<10.6		<5.4		<1.0	
4-Chloro-3-methylphenol	8270	<21	U, D	<5.3	U, D	<5.2	U, D	<5.6	U, D	<280	U, D	<10.8		<10.6		<5.4		<1.0	
4-Chlorophenyl-phenylether	8270	<10	U, D	<5.3	U, D	<5.2	U, D	<5.6	U, D	<280	U, D	<10.8		<10.6		<5.4		<1.0	
4-Methylphenol, 3-Methylphenol	8270	15	D	76	D	82	D	40	D	<280	U, D	101		59.6		101		100	
4-Nitrophenol	8270	<52	U, D	<11	U, D	<10	U, D	<11	U, D	<560	U, D	<10.8		<10.6		<5.4		<1.0	
Acenaphthene	8270	<10	U, D	6.0	D	16	D	<5.6	U, D	<280	U, D	32.4		<10.6		16.5		29.9	
Acenaphthylene	8270	<10	U, D	11	D	26	D	<5.6	U, D	<280	U, D	20.9		<10.6		23.7		42.5	
Acetophenone	8270	0.0	U, D	0.0	U, D									21.0		40.4		46.9	
Aniline	8270	<10	U, D	<5.3	U, D	<5.2	U, D	<5.6	U, D	<280	U, D	<10.8		<10.6		<13.6		<2.6	
Anthracene	8270	<10	U, D	<5.3	U, D	<5.2	U, D	<5.6	U, D	<280	U, D	<10.8		<10.6		7.2		13.8	
Benz(a)anthracene	8270	<10	U, D	<5.3	E3, U, D	<5.2	U, D	<5.6	U, D	<280	U, D	<10.8		<10.6		<5.4		<1.0	
Benzo(a)pyrene	8270	<10	U, D	<5.3	E3, U, D	<5.2	E3, U, D	<5.6	E3, U, D	<280	U, D	<10.8		<10.6		<5.4		<1.0	
Benzo(b)fluoranthene	8270	<10	U, D	<5.3	E3, U, D	<5.2	E3, U, D	<5.6	E3, U, D	<280	U, D	<10.8		<10.6		<5.4		<1.0	
Benzo(g,h,i)perylene	8270	<10	U, D	<5.3	E3, U, D	<5.2	E3, U, D	<5.6	E3, U, D	<280	U, D	<10.8		<10.6		<5.4		<1.0	
Benzo(k)fluoranthene	8270	<10	U, D	<5.3	E3, U, D	<5.2	E3, U, D	<5.6	E3, U, D	<280	U, D	<10.8		<10.6		<5.4		<1.0	
Bis(2-Chloroethoxy)methane	8270	<10	U, D	<5.3	U, D	<5.2	U, D	<5.6	U, D	<280	U, D	<10.8		<10.6		<5.4		<1.0	
Bis(2-Chloroethyl)ether	8270	<10	U, D	<5.3	U, D	<5.2	U, D	<5.6	U, D	<280	U, D	<10.8		<10.6		<5.4		<1.0	
Bis(2-chloroisopropyl)ether	8270	<10	U, D	<5.3	U, D	<5.2	U, D	<5.6	U, D	<280	U, D	<10.8		<10.6		<5.4		<1.0	
Bis(2-Ethylhexyl)phthalate	8270	<10	U, D	<5.3	E3, U, D	<5.2	E3, U, D	<5.6	U, D	<280	U, D	<10.8		<10.6		<5.4		<1.0	
Butylbenzylphthalate	8270	<10	U, D	<5.3	E3, U, D	<5.2	U, D	<5.6	U, D	<280	U, D	<10.8		<10.6		<5.4		<1.0	
Chrysene	8270	<10	U, D	<5.3	E3, U, D	<5.2	U, D	<5.6	U, D	<280	U, D	<10.8		<10.6		<5.4		<1.0	
Dibenz(a,h)anthracene	8270	<10	U, D	<5.3	E3, U, D	<5.2	E3, U, D	<5.6	E3, U, D	<280	U, D	<10.8		<10.6		<5.4		<1.0	
Dibenzofuran	8270	<10	U, D	13	D	40	D	11	D	<280	U, D	35.3		11.4		35.5		68.6	
Diethylphthalate	8270	<10	U, D	<5.3	U, D	<5.2	U, D	<5.6	U, D	<280	U, D	<10.8		<10.6		<5.4		<1.0	
Dimethylphthalate	8270	<10	U, D	<5.3	U, D	<5.2	U, D	<5.6	U, D	<280	U, D	<10.8		<10.6		<5.4		<1.0	
Di-n-butylphthalate	8270	<10	U, D	<5.3	U, D	<5.2	U, D	<5.6	U, D	<280	U, D	<10.8		<10.6		<5.4		<1.0	
Di-n-octylphthalate	8270	<10	U, D	<5.3	E3, U, D	<5.2	E3, U, D	<5.6	E3, U, D	<280	U, D	<10.8		<10.6		<5.4		<1.0	
Fluoranthene	8270	<10	U, D	<5.3	U, D	15	D	<5.6	U, D	<280	U, D	<10.8		<10.6		<5.4		8.1	
Fluorene	8270	<10	U, D	13	D	40	D	10	D	<280	U, D	34.5		11.7		35		70	
Hexachlorobenzene	8270	<10	U, D	<5.3	U, D	<5.2	U, D	<5.6	U, D	<280	U, D	<10.8		<10.6		<5.4		<1.0	
Hexachlorobutadiene	8270	<10	U, D	<5.3	U, D	<5.2	U, D	<5.6	U, D	<280	U, D	<10.8		<10.6		<5.4		<1.0	
Hexachlorocyclopentadiene	8270	<10	U, D	<11	U, D	<10	U, D	<11	U, D	<560	U, D	<10.8		<10.6		<5.4		<1.0	
Hexachloroethane	8270	<10	U, D	<5.3	U, D	<5.2	U, D	<5.6	U, D	<280	U, D	<10.8		<10.6		<5.4		<1.0	
Indeno[1,2,3-cd]pyrene	8270	<10	U, D	<5.3	E3, U, D	<5.2	E3, U, D	<5.6	E3, U, D	<280	U, D	<10.8		<10.6		<5.4		<1.0	
Isophorone	8270	<10	U, D	<5.3	U, D	<5.2	U, D	<5.6	U, D	<280	U, D	<10.8		<10.6		<5.4		<1.0	
Naphthalene	8270	880	D	770	D	1700	D	910	D	2100	D	1420		890		2420		3580	
Nitrobenzene	8270	<10	U, D	<5.3	U, D	<5.2	U, D	<5.6	U, D	<280	U, D	<10.8		<10.6		<5.4		<1.0	
N-Nitrosodimethylamine	8270	<10	U, D	<5.3	U, D	<5.2	U, D	<5.6	U, D	<280	U, D	<10.8		<10.6		<5.4		<1.0	
Pentachloroethane	8270	<10	U, D	<5.3	U, D	<5.2	U, D	<5.6	U, D	<280	U, D	<10.8		<10.6		<5.4		<1.0	
Pentachlorophenol	8270	<52	U, D	13	D	<10	U, D	<11	U, D	<560	U, D	<10.8		<26.5		<13.6		<2.6	
Phenanthrene	8270	11	D	13	D	50	D	11	D	<280	U, D	34.1		13.0		37.2		84.4	
Phenolics, Total Recoverable	8270	<10	U, D	<5.3	U, D	11	D	<5.6	U, D	<280	U, D	<10.8	D3	<10.6		<5.4		10.6	
Pyrene	8270	<10	U, D	<5.3	E3, U, D	13	D	<5.6	U, D	<280	U, D	<10.8		<10.6		<5.4		9.2	
Pyridine	8270	<21	U, D	20	D	25	D	11	D	<280	U, D			<10.6		24.6		14.8	

Table Notes:
 ND - Not Detected
 Data qualifiers and units are listed on the first page of this appendix

Highlighted Values Indicate PAL Exceedances

Grey's Landfill
Semi Volatile Organic Compounds (SVOCs) - Groundwater Monitoring Wells Analytical Results

Chemical Analyte	EPA Method	Well GL-09 (-2)																	
		Sampling Date 7/13/2009		Sampling Date 10/26/2009		Sampling Date 3/29/2010		Sampling Date 6/9/2010		Sampling Date 3/23/2011		Sampling Date 3/21/2013		Sampling Date 9/26/2013		Sampling Date 3/26/2014		Sampling Date 12/16/2014	
		Result (ug/L)	Qualifier	Result (ug/L)	Qualifier	Result (ug/L)	Qualifier	Result (ug/L)	Qualifier	Result (ug/L)	Qualifier	Result (ug/L)	Qualifier	Result (ug/L)	Qualifier	Result (ug/L)	Qualifier	Result (ug/L)	Qualifier
1,2,4-Trichlorobenzene	8270	<10	U, D	<5.4	U, D	<5.1	U, D	<5.1	U, D	<5.2	U, D	<1.1		<10.5		<5.4		<1.0	
1,2-Dichlorobenzene	8270	<10	U, D	<5.4	U, D	<5.1	U, D	<5.1	U, D	<5.2	U, D	<1.1		<10.5		<5.4		<1.0	
1,3-Dichlorobenzene	8270	<10	U, D	<5.4	U, D	<5.1	U, D	<5.1	U, D	<5.2	U, D	<1.1		<10.5		<5.4		<1.0	
1,4-Dichlorobenzene	8270	<10	U, D	<5.4	U, D	<5.1	U, D	<5.1	U, D	<5.2	U, D	<1.1		<10.5		<5.4		<1.0	
2,4,5-Trichlorophenol	8270	<10	U, D	<5.4	U, D	<5.1	U, D	<5.1	U, D	<5.2	U, D	<2.8		<26.3		<13.4		<1.0	
2,4,6-Trichlorophenol	8270	<10	U, D	<5.4	U, D	<5.1	U, D	<5.1	U, D	<5.2	U, D	<1.1		<10.5		<5.4		<1.0	
2,4-Dichlorophenol	8270	<10	U, D	<5.4	U, D	<5.1	U, D	<5.1	U, D	<5.2	U, D	<1.1		<10.5		<5.4		<1.0	
2,4-Dimethylphenol	8270	38	D	37	D	14	D	29	D	8.7	D	16.4		<10.5		12.2		52.3	
2,4-Dinitrophenol	8270	<5.2	U, D	<1.1	U, D	<1.0	U, D	<1.0	U, D	<1.0	U, D	<2.8		<26.3		<13.4		<2.5	
2,4-Dinitrotoluene	8270	<10	U, D	<5.4	U, D	<5.1	U, D	<5.1	U, D	<5.2	U, D	<1.1		<10.5		<5.4		<1.0	
2,6-Dinitrotoluene	8270	<10	U, D	<5.4	U, D	<5.1	U, D	<5.1	U, D	<5.2	U, D	<1.1		<10.5		<5.4		<1.0	
2-Chloronaphthalene	8270	<10	U, D	<5.4	U, D	<5.1	U, D	<5.1	U, D	<5.2	U, D	<1.1		<10.5		<5.4		<1.0	
2-Chlorophenol	8270	<10	U, D	<5.4	U, D	<5.1	U, D	<5.1	U, D	<5.2	U, D	<1.1		<10.5		<5.4		<1.0	
2-Methylnaphthalene	8270	<10	U, D	<5.4	U, D	<5.1	U, D	<5.1	U, D	<5.2	U, D	2.2		<10.5		<5.4		1.1	
2-Methylphenol	8270	17	D	19	D	7.1	D	16	D	4.3	J, D	10.4		15.9		6.6		29.1	
2-Nitrophenol	8270	<10	U, D	<5.4	U, D	<5.1	U, D	<5.1	U, D	<5.2	U, D	<1.1		<10.5		<5.4		<1.0	
3,3'-Dichlorobenzidine	8270	<21	U, D	<5.4	U, D	<5.1	U, D	<5.1	U, D	<5.2	U, D	<1.1		<10.5		<5.4		<1.0	
4,6-Dinitro-2-methylphenol	8270	<5.2	U, D	<5.4	U, D	<5.1	U, D	<5.1	U, D	<5.2	U, D	<2.8		<26.3		<13.4		<2.5	
4-Bromophenyl-phenylether	8270	<10	U, D	<5.4	U, D	<5.1	U, D	<5.1	U, D	<5.2	U, D	<1.1		<10.5		<5.4		<1.0	
4-Chloro-3-methylphenol	8270	<21	U, D	<5.4	U, D	<5.1	U, D	<5.1	U, D	<5.2	U, D	<1.1		<10.5		<5.4		<1.0	
4-Chlorophenyl-phenylether	8270	<10	U, D	<5.4	U, D	<5.1	U, D	<5.1	U, D	<5.2	U, D	<1.1		<10.5		<5.4		<1.0	
4-Methylphenol, 3-Methylphenol	8270	240	D	150	D	67	D	170	D	70	D	24.4		169		57.8		309	
4-Nitrophenol	8270	<5.2	U, D	<1.1	U, D	<1.0	U, D	<1.0	U, D	<1.0	U, D	<1.1		<10.5		<5.4		<1.0	
Acenaphthene	8270	<10	U, D	<5.4	U, D	<5.1	U, D	<5.1	U, D	<5.2	U, D	<1.1		<10.5		<5.4		1.3	
Acenaphthylene	8270	<10	U, D	<5.4	U, D	<5.1	U, D	<5.1	U, D	<5.2	U, D	<1.1		<10.5		<5.4		<1.0	
Acetophenone	8270	0.0	U, D	0.0	U, D									<10.5		<5.4		<1.0	
Aniline	8270	<10	U, D	6.0	D	<5.1	U, D	<5.1	U, D	<5.2	U, D			<26.3		<13.4		<2.5	
Anthracene	8270	<10	U, D	<5.4	U, D	<5.1	U, D	<5.1	U, D	<5.2	U, D	<1.1		<10.5		<5.4		<1.0	
Benz(a)anthracene	8270	<10	U, D	<5.4	U, D	<5.1	U, D	<5.1	U, D	<5.2	U, D	<1.1		<10.5		<5.4		<1.0	
Benzo[a]pyrene	8270	<10	U, D	<5.4	E3, U, D	<5.1	U, D	<5.1	U, D	<5.2	U, D	<1.1		<10.5		<5.4		<1.0	
Benzo[b]fluoranthene	8270	<10	U, D	<5.4	E3, U, D	<5.1	U, D	<5.1	U, D	<5.2	U, D	<1.1		<10.5		<5.4		<1.0	
Benzo[g,h,i]perylene	8270	<10	U, D	<5.4	E3, U, D	<5.1	U, D	<5.1	U, D	<5.2	U, D	<1.1		<10.5		<5.4		<1.0	
Benzo[k]fluoranthene	8270	<10	U, D	<5.4	E3, U, D	<5.1	U, D	<5.1	U, D	<5.2	U, D	<1.1		<10.5		<5.4		<1.0	
Bis(2-Chloroethoxy)methane	8270	<10	U, D	<5.4	U, D	<5.1	U, D	<5.1	U, D	<5.2	U, D	<1.1		<10.5		<5.4		<1.0	
Bis(2-Chloroethyl)ether	8270	<10	U, D	<5.4	U, D	<5.1	U, D	<5.1	U, D	<5.2	U, D	<1.1		<10.5		<5.4		<1.0	
Bis(2-chloroisopropyl)ether	8270	<10	U, D	<5.4	U, D	<5.1	U, D	<5.1	U, D	<5.2	U, D	<1.1		<10.5		<5.4		<1.0	
Bis(2-Ethylhexyl)phthalate	8270	42	D	7.4	D	<5.1	U, D	<5.1	U, D	<5.2	U, D	<1.1		<10.5		<5.4		<1.0	
Butylbenzylphthalate	8270	<10	U, D	<5.4	U, D	<5.1	U, D	<5.1	U, D	<5.2	U, D	<1.1		<10.5		<5.4		<1.0	
Chrysene	8270	<10	U, D	<5.4	U, D	<5.1	U, D	<5.1	U, D	<5.2	U, D	<1.1		<10.5		<5.4		<1.0	
Dibenz[a,h]anthracene	8270	<10	U, D	<5.4	E3, U, D	<5.1	U, D	<5.1	U, D	<5.2	U, D	<1.1		<10.5		<5.4		<1.0	
Dibenzofuran	8270	<10	U, D	<5.4	U, D	<5.1	U, D	<5.1	U, D	<5.2	U, D	<1.1		<10.5		<5.4		<1.0	
Diethylphthalate	8270	<10	U, D	<5.4	U, D	<5.1	U, D	<5.1	U, D	<5.2	U, D	<1.1		<10.5		<5.4		<1.0	
Dimethylphthalate	8270	<10	U, D	<5.4	U, D	<5.1	U, D	<5.1	U, D	<5.2	U, D	<1.1		<10.5		<5.4		<1.0	
Di-n-butylphthalate	8270	<10	U, D	<5.4	U, D	<5.1	U, D	<5.1	U, D	<5.2	U, D	<1.1		<10.5		<5.4		<1.0	
Di-n-octylphthalate	8270	<10	U, D	<5.4	E3, U, D	<5.1	U, D	<5.1	U, D	<5.2	U, D	<1.1		<10.5		<5.4		<1.0	
Fluoranthene	8270	<10	U, D	<5.4	U, D	<5.1	U, D	<5.1	U, D	<5.2	U, D	<1.1		<10.5		<5.4		<1.0	
Fluorene	8270	<10	U, D	<5.4	U, D	<5.1	U, D	<5.1	U, D	<5.2	U, D	1.2		<10.5		<5.4		1.2	
Hexachlorobenzene	8270	<10	U, D	<5.4	U, D	<5.1	U, D	<5.1	U, D	<5.2	U, D	<1.1		<10.5		<5.4		<1.0	
Hexachlorobutadiene	8270	<10	U, D	<5.4	U, D	<5.1	U, D	<5.1	U, D	<5.2	U, D	<1.1		<10.5		<5.4		<1.0	
Hexachlorocyclopentadiene	8270	<10	U, D	<1.1	U, D	<1.0	U, D	<1.0	U, D	<1.0	U, D	<1.1		<10.5		<5.4		<1.0	
Hexachloroethane	8270	<10	U, D	<5.4	U, D	<5.1	U, D	<5.1	U, D	<5.2	U, D	<1.1		<10.5		<5.4		<1.0	
Indeno[1,2,3-cd]pyrene	8270	<10	U, D	<5.4	E3, U, D	<5.1	U, D	<5.1	U, D	<5.2	U, D	<1.1		<10.5		<5.4		<1.0	
Isophorone	8270	<10	U, D	<5.4	U, D	<5.1	U, D	<5.1	U, D	<5.2	U, D	<1.1		<10.5		<5.4		<1.0	
Naphthalene	8270	11	D	14	D	12	D	26	D	6.5	D	17.0		18.4		9.6		8	
Nitrobenzene	8270	<10	U, D	<5.4	U, D	<5.1	U, D	<5.1	U, D	<5.2	U, D	<1.1		<10.5		<5.4		<1.0	
N-Nitrosodimethylamine	8270	<10	U, D	<5.4	U, D	<5.1	U, D	<5.1	U, D	<5.2	U, D	<1.1		<10.5		<5.4		<1.0	
Pentachloroethane	8270	<1.0	U, D	<5.4	U, D	<5.1	U, D	<5.1	U, D	<5.2	U, D								
Pentachlorophenol	8270	<5.2	V6, U, D	<1.1	U, D	<1.0	U, D	<1.0	U, D	<1.0	U, D	<2.8		<26.3		<13.4		<2.5	
Phenanthrene	8270	<10	U, D	<5.4	U, D	<5.1	U, D	<5.1	U, D	<5.2	U, D	1.4		<10.5		<5.4		1.9	
Phenolics, Total Recoverable	8270	88	D	97	D	36	D	88	D	41	D	31.7		123		33.4		185	
Pyrene	8270	<10	U, D	<5.4	U, D	<5.1	U, D	<5.1	U, D	<5.2	U, D	<1.1		<10.5		<5.4		<1.0	
Pyridine	8270	<21	U, D	<5.4	U, D	<5.1	U, D	<5.1	U, D	<5.2	U, D			<10.5		<5.4		<1.0	

Table Notes:
 ND - Not Detected
 Data qualifiers and units are listed on the first page of this appendix

Highlighted Values Indicate PAL Exceedances

Grey's Landfill
Semi Volatile Organic Compounds (SVOCs) - Groundwater Monitoring Wells Analytical Results

Chemical Analyte	EPA Method	Well GL-09 (-20)																	
		Sampling Date 7/13/2009		Sampling Date 10/26/2009		Sampling Date 3/29/2010		Sampling Date 6/9/2010		Sampling Date 3/23/2011		Sampling Date 3/21/2013		Sampling Date 9/26/2013		Sampling Date 3/26/2014		Sampling Date 12/9/2014	
		Result (ug/L)	Qualifier	Result (ug/L)	Qualifier	Result (ug/L)	Qualifier	Result (ug/L)	Qualifier	Result (ug/L)	Qualifier	Result (ug/L)	Qualifier	Result (ug/L)	Qualifier	Result (ug/L)	Qualifier	Result (ug/L)	Qualifier
1,2,4-Trichlorobenzene	8270	<10	Z10, U, D	<5.5	U, D	<5.0	U	<5.3	U, D										
1,2-Dichlorobenzene	8270	<10	Z10, U, D	<5.5	U, D	<5.0	U	<5.3	U, D										
1,3-Dichlorobenzene	8270	<10	Z10, U, D	<5.5	U, D	<5.0	U	<5.3	U, D										
1,4-Dichlorobenzene	8270	<10	Z10, U, D	<5.5	U, D	<5.0	U	<5.3	U, D										
2,4,5-Trichlorophenol	8270	<10	Z10, U, D	<5.5	U, D	<5.0	U	<5.3	U, D										
2,4,6-Trichlorophenol	8270	<10	Z10, U, D	<5.5	U, D	<5.0	U	<5.3	U, D										
2,4-Dichlorophenol	8270	<10	Z10, U, D	<5.5	U, D	<5.0	U	<5.3	U, D										
2,4-Dimethylphenol	8270	<10	Z10, U, D	<5.5	U, D	<5.0	U	<5.3	U, D										
2,4-Dinitrophenol	8270	<52	Z10, U, D	<11	U, D	<10	U	<11	U, D										
2,4-Dinitrotoluene	8270	<10	Z10, U, D	<5.5	U, D	<5.0	U	<5.3	U, D										
2,6-Dinitrotoluene	8270	<10	Z10, U, D	<5.5	U, D	<5.0	U	<5.3	U, D										
2-Chloronaphthalene	8270	<10	Z10, U, D	<5.5	U, D	<5.0	U	<5.3	U, D										
2-Chlorophenol	8270	<10	Z10, U, D	<5.5	U, D	<5.0	U	<5.3	U, D										
2-Methylnaphthalene	8270	<10	Z10, U, D	<5.5	U, D	<5.0	U	<5.3	U, D										
2-Methylphenol	8270	<10	Z10, U, D	<5.5	U, D	<5.0	U	<5.3	U, D										
2-Nitrophenol	8270	<10	Z10, U, D	<5.5	U, D	<5.0	U	<5.3	U, D										
3,3'-Dichlorobenzidine	8270	<21	Z10, U, D	<5.5	U, D	<5.0	U	<5.3	U, D										
4,6-Dinitro-2-methylphenol	8270	<52	Z10, U, D	<5.5	U, D	<5.0	U	<5.3	U, D										
4-Bromophenyl-phenylether	8270	<10	Z10, U, D	<5.5	U, D	<5.0	U	<5.3	U, D										
4-Chloro-3-methylphenol	8270	<21	Z10, U, D	<5.5	U, D	<5.0	U	<5.3	U, D										
4-Chlorophenyl-phenylether	8270	<10	Z10, U, D	<5.5	U, D	<5.0	U	<5.3	U, D										
4-Methylphenol, 3-Methylphenol	8270	<10	Z10, U, D	<5.5	U, D	<5.0	U	<5.3	U, D										
4-Nitrophenol	8270	<52	Z10, U, D	<11	U, D	<10	U	<11	U, D										
Acenaphthene	8270	<10	Z10, U, D	<5.5	U, D	<5.0	U	<5.3	U, D										
Acenaphthylene	8270	<10	Z10, U, D	<5.5	U, D	<5.0	U	<5.3	U, D										
Acetophenone	8270	0.0	Z10, U, D	0.0	U, D														
Aniline	8270	<10	Z10, U, D	<5.5	U, D	<5.0	U	<5.3	U, D										
Anthracene	8270	<10	Z10, U, D	<5.5	U, D	<5.0	U	<5.3	U, D										
Benz(a)anthracene	8270	<10	Z10, U, D	<5.5	U, D	<5.0	U	<5.3	U, D										
Benzo(a)pyrene	8270	<10	Z10, U, D	<5.5	U, D	<5.0	U	<5.3	U, D										
Benzo(b)fluoranthene	8270	<10	Z10, U, D	<5.5	U, D	<5.0	U	<5.3	U, D										
Benzo(g,h,i)perylene	8270	<10	Z10, U, D	<5.5	U, D	<5.0	U	<5.3	U, D										
Benzo(k)fluoranthene	8270	<10	Z10, U, D	<5.5	U, D	<5.0	U	<5.3	U, D										
Bis(2-Chloroethoxy)methane	8270	<10	Z10, U, D	<5.5	U, D	<5.0	U	<5.3	U, D										
Bis(2-Chloroethyl)ether	8270	<10	Z10, U, D	<5.5	U, D	<5.0	U	<5.3	U, D										
Bis(2-chloroisopropyl)ether	8270	<10	Z10, U, D	<5.5	U, D	<5.0	U	<5.3	U, D										
Bis(2-Ethylhexyl)phthalate	8270	<10	Z10, U, D	<5.5	U, D	<5.0	U	<5.3	U, D										
Butylbenzylphthalate	8270	<10	Z10, U, D	<5.5	U, D	<5.0	U	<5.3	U, D										
Chrysene	8270	<10	Z10, U, D	<5.5	U, D	<5.0	U	<5.3	U, D										
Dibenz(a,h)anthracene	8270	<10	Z10, U, D	<5.5	U, D	<5.0	U	<5.3	U, D										
Dibenzofuran	8270	<10	Z10, U, D	<5.5	U, D	<5.0	U	<5.3	U, D										
Diethylphthalate	8270	<10	Z10, U, D	<5.5	U, D	<5.0	U	<5.3	U, D										
Dimethylphthalate	8270	<10	Z10, U, D	<5.5	U, D	<5.0	U	<5.3	U, D										
Di-n-butylphthalate	8270	<10	Z10, U, D	<5.5	U, D	<5.0	U	<5.3	U, D										
Di-n-octylphthalate	8270	<10	Z10, U, D	<5.5	U, D	<5.0	U	<5.3	U, D										
Fluoranthene	8270	<10	Z10, U, D	<5.5	U, D	<5.0	U	<5.3	U, D										
Fluorene	8270	<10	Z10, U, D	<5.5	U, D	<5.0	U	<5.3	U, D										
Hexachlorobenzene	8270	<10	Z10, U, D	<5.5	U, D	<5.0	U	<5.3	U, D										
Hexachlorobutadiene	8270	<10	Z10, U, D	<5.5	U, D	<5.0	U	<5.3	U, D										
Hexachlorocyclopentadiene	8270	<10	Z10, U, D	<11	U, D	<10	U	<11	U, D										
Hexachloroethane	8270	<10	Z10, U, D	<5.5	U, D	<5.0	U	<5.3	U, D										
Indeno[1,2,3-cd]pyrene	8270	<10	Z10, U, D	<5.5	U, D	<5.0	U	<5.3	U, D										
Isophorone	8270	<10	Z10, U, D	<5.5	U, D	<5.0	U	<5.3	U, D										
Naphthalene	8270	<10	Z10, U, D	<5.5	U, D	<5.0	U	<5.3	U, D										
Nitrobenzene	8270	<10	Z10, U, D	<5.5	U, D	<5.0	U	<5.3	U, D										
N-Nitrosodimethylamine	8270	<10	Z10, U, D	<5.5	U, D	<5.0	U	<5.3	U, D										
Pentachloroethane	8270	<1.0	Z10, U, D	<5.5	U, D	<5.0	U	<5.3	U, D										
Pentachlorophenol	8270	<52	V6, Z10, U, D	<11	U, D	<10	U	<11	U, D										
Phenanthrene	8270	<10	Z10, U, D	<5.5	U, D	<5.0	U	<5.3	U, D										
Phenolics, Total Recoverable	8270	<10	Z10, U, D	<5.5	U, D	<5.0	U	<5.3	U, D										
Pvrene	8270	<10	Z10, U, D	<5.5	U, D	<5.0	U	<5.3	U, D										
Pyridine	8270	<21	Z10, U, D	<5.5	U, D	<5.0	U	<5.3	U, D										

Table Notes:
 ND - Not Detected
 Data qualifiers and units are listed on the first page of this appendix

Highlighted Values Indicate PAL Exceedances

Grey's Landfill
Semi Volatile Organic Compounds (SVOCs) - Groundwater Monitoring Wells Analytical Results

Chemical Analyte	EPA Method	Well GL-11 (-1)																	
		Sampling Date 7/9/2009		Sampling Date 10/22/2009		Sampling Date 3/29/2010		Sampling Date 6/9/2010		Sampling Date 3/23/2011		Sampling Date 3/21/2013		Sampling Date 9/26/2013		Sampling Date 3/26/2014		Sampling Date 12/8/2014	
		Result (ug/L)	Qualifier	Result (ug/L)	Qualifier	Result (ug/L)	Qualifier	Result (ug/L)	Qualifier	Result (ug/L)	Qualifier	Result (ug/L)	Qualifier	Result (ug/L)	Qualifier	Result (ug/L)	Qualifier	Result (ug/L)	Qualifier
1,2,4-Trichlorobenzene	8270	<10	U, D	<5.3	U, D	<5.1	U, D	<5.1	U, D										
1,2-Dichlorobenzene	8270	<10	U, D	<5.3	U, D	<5.1	U, D	<5.1	U, D										
1,3-Dichlorobenzene	8270	<10	U, D	<5.3	U, D	<5.1	U, D	<5.1	U, D										
1,4-Dichlorobenzene	8270	<10	U, D	<5.3	U, D	<5.1	U, D	<5.1	U, D										
2,4,5-Trichlorophenol	8270	<10	U, D	<5.3	U, D	<5.1	U, D	<5.1	U, D										
2,4,6-Trichlorophenol	8270	<10	U, D	<5.3	U, D	<5.1	U, D	<5.1	U, D										
2,4-Dichlorophenol	8270	<10	U, D	<5.3	U, D	<5.1	U, D	<5.1	U, D										
2,4-Dimethylphenol	8270	<10	U, D	<5.3	U, D	<5.1	U, D	<5.1	U, D										
2,4-Dinitrophenol	8270	<52	U, D	<11	U, D	<10	U, D	<10	U, D										
2,4-Dinitrotoluene	8270	<10	U, D	<5.3	U, D	<5.1	U, D	<5.1	U, D										
2,6-Dinitrotoluene	8270	<10	U, D	<5.3	U, D	<5.1	U, D	<5.1	U, D										
2-Chloronaphthalene	8270	<10	U, D	<5.3	U, D	<5.1	U, D	<5.1	U, D										
2-Chlorophenol	8270	<10	U, D	<5.3	U, D	<5.1	U, D	<5.1	U, D										
2-Methylnaphthalene	8270	<10	U, D	<5.3	U, D	<5.1	U, D	<5.1	U, D										
2-Methylphenol	8270	<10	U, D	<5.3	U, D	<5.1	U, D	<5.1	U, D										
2-Nitrophenol	8270	<10	U, D	<5.3	U, D	<5.1	U, D	<5.1	U, D										
3,3'-Dichlorobenzidine	8270	<21	U, D	<5.3	U, D	<5.1	U, D	<5.1	U, D										
4,6-Dinitro-2-methylphenol	8270	<52	U, D	<5.3	U, D	<5.1	U, D	<5.1	U, D										
4-Bromophenyl-phenylether	8270	<10	U, D	<5.3	U, D	<5.1	U, D	<5.1	U, D										
4-Chloro-3-methylphenol	8270	<21	U, D	<5.3	U, D	<5.1	U, D	<5.1	U, D										
4-Chlorophenyl-phenylether	8270	<10	U, D	<5.3	U, D	<5.1	U, D	<5.1	U, D										
4-Methylphenol, 3-Methylphenol	8270	<10	U, D	<5.3	U, D	<5.1	U, D	<5.1	U, D										
4-Nitrophenol	8270	<52	U, D	<11	U, D	<10	U, D	<10	U, D										
Acenaphthene	8270	<10	U, D	<5.3	U, D	<5.1	U, D	<5.1	U, D										
Acenaphthylene	8270	<10	U, D	<5.3	U, D	<5.1	U, D	<5.1	U, D										
Acetophenone	8270	0.0	U, D	0.0	U, D	0.0	U, D												
Aniline	8270	<10	U, D	<5.3	U, D	<5.1	U, D	<5.1	U, D										
Anthracene	8270	<10	U, D	<5.3	U, D	<5.1	U, D	<5.1	U, D										
Benz(a)anthracene	8270	<10	U, D	<5.3	U, D	<5.1	U, D	<5.1	U, D										
Benzo[a]pyrene	8270	<10	U, D	<5.3	U, D	<5.1	U, D	<5.1	U, D										
Benzo[b]fluoranthene	8270	<10	U, D	<5.3	U, D	<5.1	U, D	<5.1	U, D										
Benzo[g,h,i]perylene	8270	<10	U, D	<5.3	U, D	<5.1	U, D	<5.1	U, D										
Benzo[k]fluoranthene	8270	<10	U, D	<5.3	U, D	<5.1	U, D	<5.1	U, D										
Bis(2-Chloroethoxy)methane	8270	<10	U, D	<5.3	U, D	<5.1	U, D	<5.1	U, D										
Bis(2-Chloroethyl)ether	8270	<10	U, D	<5.3	U, D	<5.1	U, D	<5.1	U, D										
Bis(2-chloroisopropyl)ether	8270	<10	U, D	<5.3	U, D	<5.1	U, D	<5.1	U, D										
Bis(2-Ethylhexyl)phthalate	8270	57	D	40	D	<5.1	U, D	<5.1	U, D										
Butylbenzylphthalate	8270	<10	U, D	<5.3	U, D	<5.1	U, D	<5.1	U, D										
Chrysene	8270	<10	U, D	<5.3	U, D	<5.1	U, D	<5.1	U, D										
Dibenz[a,h]anthracene	8270	<10	U, D	<5.3	U, D	<5.1	U, D	<5.1	U, D										
Dibenzofuran	8270	<10	U, D	<5.3	U, D	<5.1	U, D	<5.1	U, D										
Diethylphthalate	8270	<10	U, D	<5.3	U, D	<5.1	U, D	<5.1	U, D										
Dimethylphthalate	8270	<10	U, D	<5.3	U, D	<5.1	U, D	<5.1	U, D										
Di-n-butylphthalate	8270	<10	U, D	<5.3	U, D	<5.1	U, D	<5.1	U, D										
Di-n-octylphthalate	8270	<10	U, D	<5.3	U, D	<5.1	U, D	<5.1	U, D										
Fluoranthene	8270	<10	U, D	<5.3	U, D	<5.1	U, D	<5.1	U, D										
Fluorene	8270	<10	U, D	<5.3	U, D	<5.1	U, D	<5.1	U, D										
Hexachlorobenzene	8270	<10	U, D	<5.3	U, D	<5.1	U, D	<5.1	U, D										
Hexachlorobutadiene	8270	<10	U, D	<5.3	U, D	<5.1	U, D	<5.1	U, D										
Hexachlorocyclopentadiene	8270	<10	U, D	<11	U, D	<10	U, D	<10	U, D										
Hexachloroethane	8270	<10	U, D	<5.3	U, D	<5.1	U, D	<5.1	U, D										
Indeno[1,2,3-cd]pyrene	8270	<10	U, D	<5.3	U, D	<5.1	U, D	<5.1	U, D										
Isophorone	8270	<10	U, D	<5.3	U, D	<5.1	U, D	<5.1	U, D										
Naphthalene	8270	<10	U, D	<5.3	U, D	<5.1	U, D	<5.1	U, D										
Nitrobenzene	8270	<10	U, D	<5.3	U, D	<5.1	U, D	<5.1	U, D										
N-Nitrosodimethylamine	8270	<10	U, D	<5.3	U, D	<5.1	U, D	<5.1	U, D										
Pentachloroethane	8270	<1.0	U, D	<5.3	U, D	<5.1	U, D	<5.1	U, D										
Pentachlorophenol	8270	<52	V6, U, D	<11	U, D	<10	U, D	<10	U, D										
Phenanthrene	8270	<10	U, D	<5.3	U, D	<5.1	U, D	<5.1	U, D										
Phenolics, Total Recoverable	8270	<10	U, D	<5.3	U, D	<5.1	U, D	<5.1	U, D										
Pvrene	8270	<10	U, D	<5.3	U, D	<5.1	U, D	<5.1	U, D										
Pyridine	8270	<21	U, D	<5.3	U, D	<5.1	U, D	<5.1	U, D										

Table Notes:
 ND - Not Detected
 Data qualifiers and units are listed on the first page of this appendix

Highlighted Values Indicate PAL Exceedances

Grey's Landfill
Semi Volatile Organic Compounds (SVOCs) - Groundwater Monitoring Wells Analytical Results

Chemical Analyte	EPA Method	Well GL-11 (-33)																	
		Sampling Date 7/9/2009		Sampling Date 10/26/2009		Sampling Date 3/25/2010		Sampling Date 6/7/2010		Sampling Date 3/23/2011		Sampling Date 3/21/2013		Sampling Date 9/26/2013		Sampling Date 3/26/2014		Sampling Date 12/8/2014	
		Result (ug/L)	Qualifier	Result (ug/L)	Qualifier	Result (ug/L)	Qualifier	Result (ug/L)	Qualifier	Result (ug/L)	Qualifier	Result (ug/L)	Qualifier	Result (ug/L)	Qualifier	Result (ug/L)	Qualifier	Result (ug/L)	Qualifier
1,2,4-Trichlorobenzene	8270	<10	U, D	<5.3	U, D	<5.1	U, D	<5.6	U, D										
1,2-Dichlorobenzene	8270	<10	U, D	<11	U, D	<5.1	U, D	<5.6	U, D										
1,3-Dichlorobenzene	8270	<10	U, D	<5.3	U, D	<5.1	U, D	<5.6	U, D										
1,4-Dichlorobenzene	8270	<10	U, D	<5.3	U, D	<5.1	U, D	<5.6	U, D										
2,4,5-Trichlorophenol	8270	<10	U, D	<5.3	U, D	<5.1	U, D	<5.6	U, D										
2,4,6-Trichlorophenol	8270	<10	U, D	<5.3	U, D	<5.1	U, D	<5.6	U, D										
2,4-Dichlorophenol	8270	<10	U, D	<5.3	U, D	<5.1	U, D	<5.6	U, D										
2,4-Dimethylphenol	8270	<10	U, D	<5.3	U, D	<5.1	U, D	<5.6	U, D										
2,4-Dinitrophenol	8270	<52	U, D	<5.3	U, D	<10	U, D	<11	U, D										
2,4-Dinitrotoluene	8270	<10	U, D	<5.3	U, D	<5.1	U, D	<5.6	U, D										
2,6-Dinitrotoluene	8270	<10	U, D	<5.3	U, D	<5.1	U, D	<5.6	U, D										
2-Chloronaphthalene	8270	<10	U, D	<5.3	U, D	<5.1	U, D	<5.6	U, D										
2-Chlorophenol	8270	<10	U, D	<5.3	U, D	<5.1	U, D	<5.6	U, D										
2-Methylnaphthalene	8270	<10	U, D	<5.3	U, D	<5.1	U, D	<5.6	U, D										
2-Methylphenol	8270	<10	U, D	<5.3	U, D	<5.1	U, D	<5.6	U, D										
2-Nitrophenol	8270	<10	U, D	<11	U, D	<5.1	U, D	<5.6	U, D										
3,3'-Dichlorobenzidine	8270	<21	U, D	<5.3	U, D	<5.1	U, D	<5.6	U, D										
4,6-Dinitro-2-methylphenol	8270	<52	U, D	<5.3	U, D	<5.1	U, D	<5.6	U, D										
4-Bromophenyl-phenylether	8270	<10	U, D	0.0	U, D	<5.1	U, D	<5.6	U, D										
4-Chloro-3-methylphenol	8270	<21	U, D	<5.3	U, D	<5.1	U, D	<5.6	U, D										
4-Chlorophenyl-phenylether	8270	<10	U, D	<5.3	U, D	<5.1	U, D	<5.6	U, D										
4-Methylphenol, 3-Methylphenol	8270	<10	U, D	<5.3	U, D	<5.1	U, D	<5.6	U, D										
4-Nitrophenol	8270	<52	U, D	<5.3	U, D	<10	U, D	<11	U, D										
Acenaphthene	8270	<10	U, D	<5.3	U, D	<5.1	U, D	<5.6	U, D										
Acenaphthylene	8270	<10	U, D	<5.3	U, D	<5.1	U, D	<5.6	U, D										
Acetophenone	8270	0.0	U, D	<5.3	U, D														
Aniline	8270	<10	U, D	<5.3	U, D	<5.1	U, D	<5.6	U, D										
Anthracene	8270	<10	U, D	<5.3	U, D	<5.1	U, D	<5.6	U, D										
Benz(a)anthracene	8270	<10	U, D	<5.3	U, D	<5.1	U, D	<5.6	U, D										
Benzo(a)pyrene	8270	<10	U, D	<5.3	U, D	<5.1	U, D	<5.6	U, D										
Benzo(b)fluoranthene	8270	<10	U, D	<5.3	U, D	<5.1	U, D	<5.6	U, D										
Benzo(g,h,i)perylene	8270	<10	U, D	<5.3	U, D	<5.1	U, D	<5.6	U, D										
Benzo(k)fluoranthene	8270	<10	U, D	<5.3	U, D	<5.1	U, D	<5.6	U, D										
Bis(2-Chloroethoxy)methane	8270	<10	U, D	<5.3	U, D	<5.1	U, D	<5.6	U, D										
Bis(2-Chloroethyl)ether	8270	<10	U, D	<5.3	U, D	<5.1	U, D	<5.6	U, D										
Bis(2-chloroisopropyl)ether	8270	<10	U, D	<5.3	U, D	<5.1	U, D	<5.6	U, D										
Bis(2-Ethylhexyl)phthalate	8270	<10	U, D	<5.3	U, D	<5.1	U, D	<5.6	U, D										
Butylbenzylphthalate	8270	<10	U, D	<5.3	U, D	<5.1	U, D	<5.6	U, D										
Chrysene	8270	<10	U, D	<5.3	U, D	<5.1	U, D	<5.6	U, D										
Dibenz(a,h)anthracene	8270	<10	U, D	<5.3	U, D	<5.1	U, D	<5.6	U, D										
Dibenzofuran	8270	<10	U, D	<5.3	U, D	<5.1	U, D	<5.6	U, D										
Diethylphthalate	8270	<10	U, D	<5.3	U, D	<5.1	U, D	<5.6	U, D										
Dimethylphthalate	8270	<10	U, D	<5.3	U, D	<5.1	U, D	<5.6	U, D										
Di-n-butylphthalate	8270	<10	U, D	<5.3	U, D	<5.1	U, D	<5.6	U, D										
Di-n-octylphthalate	8270	<10	U, D	<5.3	U, D	<5.1	U, D	<5.6	U, D										
Fluoranthene	8270	<10	U, D	<5.3	U, D	<5.1	U, D	<5.6	U, D										
Fluorene	8270	<10	U, D	<5.3	U, D	<5.1	U, D	<5.6	U, D										
Hexachlorobenzene	8270	<10	U, D	<5.3	U, D	<5.1	U, D	<5.6	U, D										
Hexachlorobutadiene	8270	<10	U, D	<5.3	U, D	<5.1	U, D	<5.6	U, D										
Hexachlorocyclopentadiene	8270	<10	U, D	<11	U, D	<10	U, D	<11	U, D										
Hexachloroethane	8270	<10	U, D	<5.3	U, D	<5.1	U, D	<5.6	U, D										
Indeno[1,2,3-cd]pyrene	8270	<10	U, D	<5.3	U, D	<5.1	U, D	<5.6	U, D										
Isophorone	8270	<10	U, D	<5.3	U, D	<5.1	U, D	<5.6	U, D										
Naphthalene	8270	<10	U, D	<5.3	U, D	<5.1	U, D	<5.6	U, D										
Nitrobenzene	8270	<10	U, D	<5.3	U, D	<5.1	U, D	<5.6	U, D										
N-Nitrosodimethylamine	8270	<10	U, D	<5.3	U, D	<5.1	U, D	<5.6	U, D										
Pentachloroethane	8270	<1.0	U, D	<5.3	U, D	<5.1	U, D	<5.6	U, D										
Pentachlorophenol	8270	<52	V6, U, D	<11	U, D	<10	U, D	<11	U, D										
Phenanthrene	8270	<10	U, D	<5.3	U, D	<5.1	U, D	<5.6	U, D										
Phenolics, Total Recoverable	8270	<10	U, D	<5.3	U, D	<5.1	U, D	<5.6	U, D										
Pvrene	8270	<10	U, D	<5.3	U, D	<5.1	U, D	<5.6	U, D										
Pyridine	8270	<21	U, D	<5.3	U, D	<5.1	U, D	<5.6	U, D										

Table Notes:
 ND - Not Detected
 Data qualifiers and units are listed on the first page of this appendix

Highlighted Values Indicate PAL Exceedances

Grey's Landfill
Semi Volatile Organic Compounds (SVOCs) - Groundwater Monitoring Wells Analytical Results

Chemical Analyte	EPA Method	Well GL-17 (-1)																	
		Sampling Date 7/8/2009		Sampling Date 10/22/2009		Sampling Date 3/19/2010		Sampling Date 6/7/2010		Sampling Date 3/31/2011		Sampling Date 3/21/2013		Sampling Date 9/26/2013		Sampling Date 3/27/2014		Sampling Date 12/10/2014	
		Result (ug/L)	Qualifier	Result (ug/L)	Qualifier	Result (ug/L)	Qualifier	Result (ug/L)	Qualifier	Result (ug/L)	Qualifier	Result (ug/L)	Qualifier	Result (ug/L)	Qualifier	Result (ug/L)	Qualifier	Result (ug/L)	Qualifier
1,2,4-Trichlorobenzene	8270	<10	U, D	<5.3	U, D	<5.9	U, D	<5.5	U, D	<5.0	U	<10.9		<11.0		<5.4		<20.4	
1,2-Dichlorobenzene	8270	<10	U, D	<5.3	U, D	<5.9	U, D	<5.5	U, D	<5.0	U	<10.9		<11.0		<5.4		<1.0	
1,3-Dichlorobenzene	8270	<10	U, D	<5.3	U, D	<5.9	U, D	<5.5	U, D	<5.0	U	<10.9		<11.0		<5.4		<1.0	
1,4-Dichlorobenzene	8270	<10	U, D	<5.3	U, D	<5.9	U, D	<5.5	U, D	<5.0	U	<10.9		<11.0		<5.4		<1.0	
2,4,5-Trichlorophenol	8270	<10	U, D	<5.3	U, D	<5.9	U, D	<5.5	U, D	<5.0	U	<27.2		<27.5		<13.4		<2.6	
2,4,6-Trichlorophenol	8270	<10	U, D	<5.3	U, D	<5.9	U, D	<5.5	U, D	<5.0	U	<10.9		<11.0		<5.4		<1.0	
2,4-Dichlorophenol	8270	<10	U, D	<5.3	U, D	<5.9	U, D	<5.5	U, D	<5.0	U	<10.9		<11.0		<5.4		<20.4	
2,4-Dimethylphenol	8270	<10	U, D	160	D	220	D	<5.5	U, D	280	D	360		350		173		179	
2,4-Dinitrophenol	8270	<52	U, D	<11	U, D	<12	U, D	<11	U, D	<10	U	<27.2		<27.5		<13.4		<2.6	
2,4-Dinitrotoluene	8270	<10	U, D	<5.3	U, D	<5.9	U, D	<5.5	U, D	<5.0	U	<10.9		<11.0		<5.4		<1.0	
2,6-Dinitrotoluene	8270	<10	U, D	<5.3	U, D	<5.9	U, D	<5.5	U, D	<5.0	U	<10.9		<11.0		<5.4		<1.0	
2-Chloronaphthalene	8270	<10	U, D	<5.3	U, D	<5.9	U, D	<5.5	U, D	<5.0	U	<10.9		<11.0		<5.4		<1.0	
2-Chlorophenol	8270	<10	U, D	<5.3	U, D	<5.9	U, D	<5.5	U, D	3.9	J	<10.9		<11.0		<5.4		3.9	
2-Methylnaphthalene	8270	<10	U, D	<5.3	U, D	<5.9	U, D	<5.5	U, D	<5.0	U	<10.9		<11.0		<5.4		<20.4	
2-Methylphenol	8270	<10	U, D	12	D	18	D	16	D	19		17.7		22.2		11.5		15.1	
2-Nitrophenol	8270	<10	U, D	<5.3	U, D	<5.9	U, D	<5.5	U, D	<5.0	U	<10.9		<11.0		<5.4		<20.4	
3,3'-Dichlorobenzidine	8270	<21	U, D	<5.3	U, D	<5.9	U, D	<5.5	U, D	<5.0	U	<10.9		<11.0		<5.4		<1.0	
4,6-Dinitro-2-methylphenol	8270	<52	U, D	<5.3	U, D	<5.9	U, D	<5.5	U, D	<5.0	U	<27.2		<27.5		<13.4		<2.6	
4-Bromophenyl-phenylether	8270	<10	U, D	<5.3	U, D	<5.9	U, D	<5.5	U, D	<5.0	U	<10.9		<11.0		<5.4		<1.0	
4-Chloro-3-methylphenol	8270	<21	U, D	<5.3	U, D	<5.9	U, D	<5.5	U, D	<5.0	U	<10.9		<11.0		30.7		<20.4	
4-Chlorophenyl-phenylether	8270	<10	U, D	<5.3	U, D	<5.9	U, D	<5.5	U, D	<5.0	U	<10.9		<11.0		<5.4		<1.0	
4-Methylphenol, 3-Methylphenol	8270	<10	U, D	96	D	150	D	<5.5	U, D	200	D	244		282		138		404	
4-Nitrophenol	8270	<52	U, D	<11	U, D	<12	U, D	<11	U, D	<10	U	<10.9		<11.0		<5.4		<1.0	
Acenaphthene	8270	<10	U, D	<5.3	U, D	<5.9	U, D	<5.5	U, D	<5.0	U	<10.9		<11.0		<5.4		2.3	
Acenaphthylene	8270	<10	U, D	<5.3	U, D	<5.9	U, D	<5.5	U, D	<5.0	U	<10.9		<11.0		<5.4		<1.0	
Acetophenone	8270	0.0	U, D	0.0	U, D											<5.4		<1.0	
Aniline	8270	<10	U, D	8.7	D	<5.9	U, D	7.3	D	11				<27.5		<13.4		5.9	
Anthracene	8270	<10	U, D	<5.3	U, D	<5.9	U, D	<5.5	U, D	<5.0	U	<10.9		<11.0		<5.4		<1.0	
Benz(a)anthracene	8270	<10	U, D	<5.3	U, D	<5.9	U, D	<5.5	U, D	<5.0	U	<10.9		<11.0		<5.4		<1.0	
Benzo(a)pyrene	8270	<10	U, D	<5.3	E3, U, D	<5.9	E3, U, D	<5.5	E3, U, D	<5.0	U	<10.9		<11.0		<5.4		<1.0	
Benzo(b)fluoranthene	8270	<10	U, D	<5.3	E3, U, D	<5.9	E3, U, D	<5.5	E3, U, D	<5.0	U	<10.9		<11.0		<5.4		<1.0	
Benzo(g,h,i)perylene	8270	<10	U, D	<5.3	E3, U, D	<5.9	E3, U, D	<5.5	E3, U, D	<5.0	U	<10.9		<11.0		<5.4		<1.0	
Benzo(k)fluoranthene	8270	<10	U, D	<5.3	E3, U, D	<5.9	E3, U, D	<5.5	E3, U, D	<5.0	U	<10.9		<11.0		<5.4		<1.0	
Bis(2-Chloroethoxy)methane	8270	<10	U, D	<5.3	U, D	<5.9	U, D	<5.5	U, D	<5.0	U	<10.9		<11.0		<5.4		<1.0	
Bis(2-Chloroethyl)ether	8270	<10	U, D	<5.3	U, D	<5.9	U, D	11	D	<5.0	U	<10.9		<11.0		<5.4		<1.0	
Bis(2-chloroisopropyl)ether	8270	<10	U, D	<5.3	U, D	<5.9	U, D	<5.5	U, D	<5.0	U	<10.9		<11.0		<5.4		<1.0	
Bis(2-Ethylhexyl)phthalate	8270	24	D	85	D	<5.9	U, D	<5.5	U, D	<5.0	U	<10.9		<11.0		<5.4		<1.0	
Butylbenzylphthalate	8270	<10	U, D	<5.3	U, D	<5.9	U, D	<5.5	U, D	<5.0	U	<10.9		<11.0		<5.4		<1.0	
Chrysene	8270	<10	U, D	<5.3	U, D	<5.9	U, D	<5.5	U, D	<5.0	U	<10.9		<11.0		<5.4		<1.0	
Dibenz(a,h)anthracene	8270	<10	U, D	<5.3	E3, U, D	<5.9	E3, U, D	<5.5	E3, U, D	<5.0	U	<10.9		<11.0		<5.4		<1.0	
Dibenzofuran	8270	<10	U, D	<5.3	U, D	<5.9	U, D	<5.5	U, D	<5.0	U	<10.9		<11.0		<5.4		<1.0	
Diethylphthalate	8270	<10	U, D	<5.3	U, D	<5.9	U, D	<5.5	U, D	<5.0	U	<10.9		<11.0		<5.4		<1.0	
Dimethylphthalate	8270	<10	U, D	<5.3	U, D	<5.9	U, D	<5.5	U, D	<5.0	U	<10.9		<11.0		<5.4		<1.0	
Di-n-butylphthalate	8270	<10	U, D	7.1	D	<5.9	U, D	<5.5	U, D	<5.0	U	<10.9		<11.0		<5.4		<1.0	
Di-n-octylphthalate	8270	<10	U, D	<5.3	E3, U, D	<5.9	E3, U, D	<5.5	E3, U, D	<5.0	U	<10.9		<11.0		<5.4		<1.0	
Fluoranthene	8270	<10	U, D	<5.3	U, D	<5.9	U, D	<5.5	U, D	<5.0	U	<10.9		<11.0		<5.4		1.1	
Fluorene	8270	<10	U, D	<5.3	U, D	<5.9	U, D	<5.5	U, D	<5.0	U	<10.9		<11.0		<5.4		1.5	
Hexachlorobenzene	8270	<10	U, D	<5.3	U, D	<5.9	U, D	<5.5	U, D	<5.0	U	<10.9		<11.0		<5.4		<1.0	
Hexachlorobutadiene	8270	<10	U, D	<5.3	U, D	<5.9	U, D	<5.5	U, D	<5.0	U	<10.9		<11.0		<5.4		<1.0	
Hexachlorocyclopentadiene	8270	<10	U, D	<11	U, D	<12	U, D	<11	U, D	<10	U	<10.9		<11.0		<5.4		<1.0	
Hexachloroethane	8270	<10	U, D	<5.3	U, D	<5.9	U, D	<5.5	U, D	<5.0	U	<10.9		<11.0		<5.4		<1.0	
Indeno[1,2,3-cd]pyrene	8270	<10	U, D	<5.3	E3, U, D	<5.9	E3, U, D	<5.5	E3, U, D	<5.0	U	<10.9		<11.0		<5.4		<1.0	
Isophorone	8270	<10	U, D	<5.3	U, D	<5.9	U, D	<5.5	U, D	<5.0	U	<10.9		<11.0		<5.4		<20.4	
Naphthalene	8270	<10	U, D	14	D	34	D	31	D	34		32.2		29.3		23.7		71.3	
Nitrobenzene	8270	<10	U, D	<5.3	U, D	<5.9	U, D	<5.5	U, D	<5.0	U	<10.9		<11.0		<5.4		<20.4	
N-Nitrosodimethylamine	8270	<10	U, D	<5.3	U, D	<5.9	U, D	<5.5	U, D	<5.0	U	<10.9		<11.0		<5.4		<1.0	
Pentachloroethane	8270	<1.0	U, D	<5.3	U, D	<5.9	U, D	<5.5	U, D	<5.0	U								
Pentachlorophenol	8270	<52	U, D	<11	U, D	<12	U, D	<11	U, D	<10	U	<27.2		<27.5		<13.4		<2.6	
Phenanthrene	8270	<10	U, D	<5.3	U, D	<5.9	U, D	<5.5	U, D	<5.0	U	<10.9		<11.0		<5.4		3.1	
Phenolics, Total Recoverable	8270	<10	U, D	62	D	79	D	59	D	93	D	119	D3	170		68.7		134	
Pvrene	8270	<10	U, D	<5.3	U, D	<5.9	U, D	<5.5	U, D	<5.0	U	<10.9		<11.0		<5.4		1.6	
Pyridine	8270	<21	U, D	<5.3	U, D	<5.9	U, D	<5.5	U, D	<5.0	U			<11.0		<5.4		<1.0	

Table Notes:
 ND - Not Detected
 Data qualifiers and units are listed on the first page of this appendix

Highlighted Values Indicate PAL Exceedances

Grey's Landfill
Semi Volatile Organic Compounds (SVOCs) - Groundwater Monitoring Wells Analytical Results

Chemical Analyte	EPA Method	Well GL-17 (-31)																	
		Sampling Date 7/8/2009		Sampling Date 10/22/2009		Sampling Date 3/19/2010		Sampling Date 6/7/2010		Sampling Date 3/31/2011		Sampling Date 3/21/2013		Sampling Date 9/26/2013		Sampling Date 3/27/2014		Sampling Date 12/11/2014	
		Result (ug/L)	Qualifier	Result (ug/L)	Qualifier	Result (ug/L)	Qualifier	Result (ug/L)	Qualifier	Result (ug/L)	Qualifier	Result (ug/L)	Qualifier	Result (ug/L)	Qualifier	Result (ug/L)	Qualifier	Result (ug/L)	Qualifier
1,2,4-Trichlorobenzene	8270	<10	U, D	<5.3	U, D	<5.6	U, D	<5.6	U, D	<5.0	U	<1.1			<1.0		<1.0		
1,2-Dichlorobenzene	8270	<10	U, D	<5.3	U, D	<5.6	U, D	<5.6	U, D	<5.0	U	<1.1			<1.0		<1.0		
1,3-Dichlorobenzene	8270	<10	U, D	<5.3	U, D	<5.6	U, D	<5.6	U, D	<5.0	U	<1.1			<1.0		<1.0		
1,4-Dichlorobenzene	8270	<10	U, D	<5.3	U, D	<5.6	U, D	<5.6	U, D	<5.0	U	<1.1			<1.0		<1.0		
2,4,5-Trichlorophenol	8270	<10	U, D	<5.3	U, D	<5.6	U, D	<5.6	U, D	<5.0	U	<2.7			<2.6		<2.5		
2,4,6-Trichlorophenol	8270	<10	U, D	<5.3	U, D	<5.6	U, D	<5.6	U, D	<5.0	U	<1.1			<1.0		<1.0		
2,4-Dichlorophenol	8270	<10	U, D	<5.3	U, D	<5.6	U, D	<5.6	U, D	<5.0	U	<1.1			<1.0		<1.0		
2,4-Dimethylphenol	8270	320	D	<5.3	U, D	11	D	<5.6	U, D	11		3.0			1.3		1.1		
2,4-Dinitrophenol	8270	<52	U, D	<11	U, D	<11	U, D	<11	U, D	<10	U	<2.7			<2.6		<2.5		
2,4-Dinitrotoluene	8270	<10	U, D	<5.3	U, D	<5.6	U, D	<5.6	U, D	<5.0	U	<1.1			<1.0		<1.0		
2,6-Dinitrotoluene	8270	<10	U, D	<5.3	U, D	<5.6	U, D	<5.6	U, D	<5.0	U	<1.1			<1.0		<1.0		
2-Chloronaphthalene	8270	<10	U, D	<5.3	U, D	<5.6	U, D	<5.6	U, D	<5.0	U	<1.1			<1.0		<1.0		
2-Chlorophenol	8270	<10	U, D	<5.3	U, D	<5.6	U, D	<5.6	U, D	<5.0	U	<1.1			<1.0		<1.0		
2-Methylnaphthalene	8270	<10	U, D	<5.3	U, D	<5.6	U, D	<5.6	U, D	<5.0	U	<1.1			<1.0		<1.0		
2-Methylphenol	8270	15	D	<5.3	U, D	<5.6	U, D	<5.6	U, D	<5.0	U	<1.1			<1.0		<1.0		
2-Nitrophenol	8270	<10	U, D	<5.3	U, D	<5.6	U, D	<5.6	U, D	<5.0	U	<1.1			<1.0		<1.0		
3,3'-Dichlorobenzidine	8270	<21	U, D	<5.3	U, D	<5.6	U, D	<5.6	U, D	<5.0	U	<1.1			<1.0		<1.0		
4,6-Dinitro-2-methylphenol	8270	<52	U, D	<5.3	U, D	<5.6	U, D	<5.6	U, D	<5.0	U	<2.7			<2.6		<2.5		
4-Bromophenyl-phenylether	8270	<10	U, D	<5.3	U, D	<5.6	U, D	<5.6	U, D	<5.0	U	<1.1			<1.0		<1.0		
4-Chloro-3-methylphenol	8270	<21	U, D	<5.3	U, D	<5.6	U, D	<5.6	U, D	<5.0	U	<1.1			<1.0		<1.0		
4-Chlorophenyl-phenylether	8270	<10	U, D	<5.3	U, D	<5.6	U, D	<5.6	U, D	<5.0	U	<1.1			<1.0		<1.0		
4-Methylphenol, 3-Methylphenol	8270	170	D	<5.3	U, D	<5.6	U, D	<5.6	U, D	3.6	J	<2.2			<2.1		<2.0		
4-Nitrophenol	8270	<52	U, D	<11	U, D	<11	U, D	<11	U, D	<10	U	<1.1			<1.0		<1.0		
Acenaphthene	8270	<10	U, D	<5.3	U, D	<5.6	U, D	<5.6	U, D	<5.0	U	<1.1			<1.0		<1.0		
Acenaphthylene	8270	<10	U, D	<5.3	U, D	<5.6	U, D	<5.6	U, D	<5.0	U	<1.1			<1.0		<1.0		
Acetophenone	8270	0.0	U, D	0.0	U, D										<1.0		<1.0		
Aniline	8270	<10	U, D	<5.3	U, D	<5.6	U, D	<5.6	U, D	<5.0	U				<2.6		<2.5		
Anthracene	8270	<10	U, D	<5.3	U, D	<5.6	U, D	<5.6	U, D	<5.0	U	<1.1			<1.0		<1.0		
Benz(a)anthracene	8270	<10	U, D	<5.3	U, D	<5.6	U, D	<5.6	U, D	<5.0	U	<1.1			<1.0		<1.0		
Benzo(a)pyrene	8270	<10	U, D	<5.3	U, D	<5.6	U, D	<5.6	U, D	<5.0	U	<1.1			<1.0		<1.0		
Benzo(b)fluoranthene	8270	<10	U, D	<5.3	U, D	<5.6	U, D	<5.6	U, D	<5.0	U	<1.1			<1.0		<1.0		
Benzo(g,h,i)perylene	8270	<10	U, D	<5.3	U, D	<5.6	U, D	<5.6	U, D	<5.0	U	<1.1			<1.0		<1.0		
Benzo(k)fluoranthene	8270	<10	U, D	<5.3	U, D	<5.6	U, D	<5.6	U, D	<5.0	U	<1.1			<1.0		<1.0		
Bis(2-Chloroethoxy)methane	8270	<10	U, D	<5.3	U, D	<5.6	U, D	<5.6	U, D	<5.0	U	<1.1			<1.0		<1.0		
Bis(2-Chloroethyl)ether	8270	<10	U, D	<5.3	U, D	<5.6	U, D	<5.6	U, D	<5.0	U	<1.1			<1.0		<1.0		
Bis(2-chloroisopropyl)ether	8270	<10	U, D	<5.3	U, D	<5.6	U, D	<5.6	U, D	<5.0	U	<1.1			<1.0		<1.0		
Bis(2-Ethylhexyl)phthalate	8270	19	D	<5.3	U, D	<5.6	U, D	<5.6	U, D	<5.0	U	<1.1			<1.0		<1.0		
Butylbenzylphthalate	8270	<10	U, D	<5.3	U, D	<5.6	U, D	<5.6	U, D	<5.0	U	<1.1			<1.0		<1.0		
Chrysene	8270	<10	U, D	<5.3	U, D	<5.6	U, D	<5.6	U, D	<5.0	U	<1.1			<1.0		<1.0		
Dibenz(a,h)anthracene	8270	<10	U, D	<5.3	U, D	<5.6	U, D	<5.6	U, D	<5.0	U	<1.1			<1.0		<1.0		
Dibenzofuran	8270	<10	U, D	<5.3	U, D	<5.6	U, D	<5.6	U, D	<5.0	U	<1.1			<1.0		<1.0		
Diethylphthalate	8270	<10	U, D	<5.3	U, D	<5.6	U, D	<5.6	U, D	<5.0	U	<1.1			<1.0		<1.0		
Dimethylphthalate	8270	<10	U, D	<5.3	U, D	<5.6	U, D	<5.6	U, D	<5.0	U	<1.1			<1.0		<1.0		
Di-n-butylphthalate	8270	<10	U, D	<5.3	U, D	<5.6	U, D	<5.6	U, D	<5.0	U	<1.1			<1.0		<1.0		
Di-n-octylphthalate	8270	<10	U, D	<5.3	U, D	<5.6	U, D	<5.6	U, D	<5.0	U	<1.1			<1.0		1.3		
Fluoranthene	8270	<10	U, D	<5.3	U, D	<5.6	U, D	<5.6	U, D	<5.0	U	<1.1			<1.0		<1.0		
Fluorene	8270	<10	U, D	<5.3	U, D	<5.6	U, D	<5.6	U, D	<5.0	U	<1.1			<1.0		<1.0		
Hexachlorobenzene	8270	<10	U, D	<5.3	U, D	<5.6	U, D	<5.6	U, D	<5.0	U	<1.1			<1.0		<1.0		
Hexachlorobutadiene	8270	<10	U, D	<5.3	U, D	<5.6	U, D	<5.6	U, D	<5.0	U	<1.1			<1.0		<1.0		
Hexachlorocyclopentadiene	8270	<10	U, D	<11	U, D	<11	U, D	<11	U, D	<10	U	<1.1			<1.0		<1.0		
Hexachloroethane	8270	<10	U, D	<5.3	U, D	<5.6	U, D	<5.6	U, D	<5.0	U	<1.1			<1.0		<1.0		
Indeno[1,2,3-cd]pyrene	8270	<10	U, D	<5.3	U, D	<5.6	U, D	<5.6	U, D	<5.0	U	<1.1			<1.0		<1.0		
Isophorone	8270	<10	U, D	<5.3	U, D	<5.6	U, D	<5.6	U, D	<5.0	U	<1.1			<1.0		<1.0		
Naphthalene	8270	25	D	<5.3	U, D	21	D	<5.6	U, D	<5.0	U	<1.1			<1.0		<1.0		
Nitrobenzene	8270	<10	U, D	<5.3	U, D	<5.6	U, D	<5.6	U, D	<5.0	U	<1.1			<1.0		<1.0		
N-Nitrosodimethylamine	8270	<10	U, D	<5.3	U, D	<5.6	U, D	<5.6	U, D	<5.0	U	<1.1			<1.0		<1.0		
Pentachloroethane	8270	<1.0	U, D	<5.3	U, D	<5.6	U, D	<5.6	U, D	<5.0	U				<2.6		<2.5		
Pentachlorophenol	8270	<52	U, D	<11	U, D	<11	U, D	<11	U, D	<10	U	<2.7			<2.6		<2.5		
Phenanthrene	8270	<10	U, D	<5.3	U, D	<5.6	U, D	<5.6	U, D	<5.0	U	<1.1			<1.0		<1.0		
Phenolics, Total Recoverable	8270	71	D	<5.3	U, D	<5.6	U, D	<5.6	U, D	3.3	J	<1.1			<1.0		<1.0		
Pvrene	8270	<10	U, D	<5.3	U, D	<5.6	U, D	<5.6	U, D	<5.0	U	<1.1			<1.0		<1.0		
Pyridine	8270	<21	U, D	<5.3	U, D	<5.6	U, D	<5.6	U, D	<5.0	U				<1.0		<1.0		

Table Notes:
 ND - Not Detected
 Data qualifiers and units are listed on the first page of this appendix

Highlighted Values Indicate PAL Exceedances

Grey's Landfill
Semi Volatile Organic Compounds (SVOCs) - Groundwater Monitoring Wells Analytical Results

Chemical Analyte	EPA Method	Well GL-18 (-3)																	
		Sampling Date 7/8/2009		Sampling Date 10/1/2009		Sampling Date 3/18/2010		Sampling Date 6/7/2010		Sampling Date 3/28/2011		Sampling Date 3/21/2013		Sampling Date 9/27/2013		Sampling Date 3/27/2014		Sampling Date 12/10/2014	
		Result (ug/L)	Qualifier	Result (ug/L)	Qualifier	Result (ug/L)	Qualifier	Result (ug/L)	Qualifier	Result (ug/L)	Qualifier	Result (ug/L)	Qualifier	Result (ug/L)	Qualifier	Result (ug/L)	Qualifier	Result (ug/L)	Qualifier
1,2-Dichlorobenzene	8270	<10	E3, U, D	<5.3	U, D	<5.4	U, D	<5.6	E3, U, D	<6.1	U, D	<11.0		<10.4		<20.6		<20.2	
1,3-Dichlorobenzene	8270	<10	E3, U, D	<5.3	U, D	<5.4	U, D	<5.6	U, D	<6.1	U, D	<11.0		<10.4		<20.6		<1.0	
1,4-Dichlorobenzene	8270	<10	E3, U, D	<5.3	U, D	<5.4	U, D	<5.6	U, D	<6.1	U, D	<11.0		<10.4		<20.6		<1.0	
2,4,5-Trichlorophenol	8270	<10	E3, U, D	<5.3	U, D	<5.4	U, D	<5.6	U, D	<6.1	U, D	<27.5		<25.9		<51.5		<2.5	
2,4,6-Trichlorophenol	8270	<10	E3, U, D	<5.3	U, D	<5.4	U, D	<5.6	U, D	<6.1	U, D	<11.0		<10.4		<20.6		<1.0	
2,4-Dichlorophenol	8270	<10	E3, U, D	<5.3	U, D	<5.4	U, D	<5.6	E3, U, D	<6.1	U, D	<11.0		<10.4		<20.6		<20.2	
2,4-Dimethylphenol	8270	380	E3, D	610	D	430	D	<5.6	E3, U, D	490	D	<549		1180		716		827	
2,4-Dinitrophenol	8270	<52	E3, U, D	<11	U, D	<11	U, D	<11	U, D	<12	U, D	<27.5		<25.9		<51.5		<2.5	
2,4-Dinitrotoluene	8270	<10	E3, U, D	<5.3	U, D	<5.4	U, D	<5.6	U, D	<6.1	U, D	<11.0		<10.4		<20.6		<1.0	
2,6-Dinitrotoluene	8270	<10	E3, U, D	<5.3	U, D	<5.4	U, D	<5.6	U, D	<6.1	U, D	<11.0		<10.4		<20.6		<1.0	
2-Chloronaphthalene	8270	<10	E3, U, D	<5.3	U, D	<5.4	U, D	<5.6	U, D	<6.1	U, D	<11.0		<10.4		<20.6		<1.0	
2-Chlorophenol	8270	<10	E3, U, D	<5.3	U, D	<5.4	U, D	<5.6	U, D	<6.1	U, D	<11.0		<10.4		<20.6		<1.0	
2-Methylnaphthalene	8270	20	E3, D	46	D	96	D	98	E3, D	40	D	60.3		53.6		57.9		97.5	
2-Methylphenol	8270	160	E3, D	310	D	210	D	410	D	220	D	928		592		257		364	
2-Nitrophenol	8270	<10	E3, U, D	<5.3	U, D	<5.4	U, D	<5.6	E3, U, D	<6.1	U, D	<11.0		<10.4		<20.6		<20.2	
3,3'-Dichlorobenzidine	8270	<21	E3, U, D	<5.3	U, D	<5.4	U, D	<5.6	U, D	<6.1	U, D	<11.0		<10.4		<20.6		<1.0	
4,6-Dinitro-2-methylphenol	8270	<52	E3, U, D	<5.3	U, D	<5.4	U, D	<5.6	U, D	<6.1	U, D	<27.5		<25.9		<51.5		<2.5	
4-Bromophenyl-phenylether	8270	<10	E3, U, D	<5.3	U, D	<5.4	U, D	<5.6	U, D	<6.1	U, D	<11.0		<10.4		<20.6		<1.0	
4-Chloro-3-methylphenol	8270	<21	E3, U, D	<5.3	U, D	<5.4	U, D	<5.6	E3, U, D	<6.1	U, D	<11.0		<10.4		<20.6		<20.2	
4-Chlorophenyl-phenylether	8270	<10	E3, U, D	<5.3	U, D	<5.4	U, D	<5.6	U, D	<6.1	U, D	<11.0		<10.4		<20.6		<1.0	
4-Methylphenol, 3-Methylphenol	8270	320	E3, D	580	D	390	D	740	D	500	D	<1100		1500		602		943	
4-Nitrophenol	8270	<52	E3, U, D	<11	U, D	<11	U, D	<11	U, D	<12	U, D	<11.0		<10.4		<20.6		<1.0	
Acenaphthene	8270	<10	E3, U, D	<5.3	U, D	4.2	J, D	<5.6	U, D	3.6	J, D	32.1		<10.4		<20.6		12.4	
Acenaphthylene	8270	<10	E3, U, D	6.7	D	7.1	D	8.0	D	6.1	D	<11.0		11.4		<20.6		16.2	
Acetophenone	8270	0.0	E3, U, D	0.0	U, D									<10.4		41.0		60.7	
Aniline	8270	<10	E3, U, D	44	D	28	D	<5.6	U, D	28	D	<25.9		<51.5		<2.5		<1.0	
Anthracene	8270	<10	E3, U, D	<5.3	U, D	<5.4	U, D	<5.6	U, D	<6.1	U, D	<11.0		<10.4		<20.6		4.1	
Benz(a)anthracene	8270	<10	E3, U, D	<5.3	U, D	<5.4	U, D	<5.6	U, D	<6.1	U, D	<11.0		<10.4		<20.6		<1.0	
Benz(a)pyrene	8270	<10	E3, U, D	<5.3	U, D	<5.4	E3, U, D	<5.6	E3, U, D	<6.1	U, D	<11.0		<10.4		<20.6		<1.0	
Benzofl[fluoranthene	8270	<10	E3, U, D	<5.3	U, D	<5.4	E3, U, D	<5.6	E3, U, D	<6.1	U, D	<11.0		<10.4		<20.6		<1.0	
Benzofl[fluoranthene	8270	<10	E3, U, D	<5.3	U, D	<5.4	E3, U, D	<5.6	E3, U, D	<6.1	U, D	<11.0		<10.4		<20.6		<1.0	
Benzofl[fluoranthene	8270	<10	E3, U, D	<5.3	U, D	<5.4	E3, U, D	<5.6	E3, U, D	<6.1	U, D	<11.0		<10.4		<20.6		<1.0	
Benzofl[fluoranthene	8270	<10	E3, U, D	<5.3	U, D	<5.4	E3, U, D	<5.6	E3, U, D	<6.1	U, D	<11.0		<10.4		<20.6		<1.0	
Bis(2-Chloroethoxy)methane	8270	<10	E3, U, D	<5.3	U, D	<5.4	U, D	<5.6	E3, U, D	<6.1	U, D	<11.0		<10.4		<20.6		<1.0	
Bis(2-Chloroethyl)ether	8270	21	E3, D	<5.3	U, D	<5.4	U, D	<5.6	U, D	43	D	<11.0		<10.4		<20.6		<1.0	
Bis(2-chloroisopropyl)ether	8270	<10	E3, U, D	<5.3	U, D	<5.4	U, D	<5.6	U, D	<6.1	U, D	<11.0		<10.4		<20.6		<1.0	
Bis(2-Ethylhexyl)phthalate	8270	<10	E3, U, D	<5.3	U, D	<5.4	U, D	<5.6	U, D	<6.1	U, D	<11.0		<10.4		<20.6		<1.0	
Butylbenzylphthalate	8270	<10	E3, U, D	<5.3	U, D	<5.4	U, D	<5.6	U, D	<6.1	U, D	<11.0		<10.4		<20.6		<1.0	
Chrysene	8270	<10	E3, U, D	<5.3	U, D	<5.4	U, D	<5.6	U, D	<6.1	U, D	<11.0		<10.4		<20.6		<1.0	
Dibenz(a,h)anthracene	8270	<10	E3, U, D	<5.3	U, D	<5.4	E3, U, D	<5.6	E3, U, D	<6.1	U, D	<11.0		<10.4		<20.6		<1.0	
Dibenzofuran	8270	<10	E3, U, D	<5.3	U, D	5.8	D	6.9	D	<6.1	U, D	<11.0		<10.4		<20.6		8.6	
Diethylphthalate	8270	<10	E3, U, D	<5.3	U, D	<5.4	U, D	<5.6	U, D	<6.1	U, D	<11.0		<10.4		<20.6		<1.0	
Dimethylphthalate	8270	<10	E3, U, D	<5.3	U, D	<5.4	U, D	<5.6	U, D	<6.1	U, D	<11.0		<10.4		<20.6		<1.0	
Di-n-butylphthalate	8270	<10	E3, U, D	5.5	D	<5.4	U, D	<5.6	U, D	<6.1	U, D	<11.0		<10.4		<20.6		<1.0	
Di-n-octylphthalate	8270	<10	E3, U, D	<5.3	U, D	<5.4	E3, U, D	<5.6	E3, U, D	<6.1	U, D	<11.0		<10.4		<20.6		<1.0	
Fluoranthene	8270	<10	E3, U, D	<5.3	U, D	<5.4	U, D	<5.6	U, D	<6.1	U, D	<11.0		<10.4		<20.6		<1.0	
Fluorene	8270	<10	E3, U, D	<5.3	U, D	3.8	J, D	4.6	J, D	<6.1	U, D	<11.0		<10.4		<20.6		7.1	
Hexachlorobenzene	8270	<10	E3, U, D	<5.3	U, D	<5.4	U, D	<5.6	U, D	<6.1	U, D	<11.0		<10.4		<20.6		<1.0	
Hexachlorobutadiene	8270	<10	E3, U, D	<5.3	U, D	<5.4	U, D	<5.6	E3, U, D	<6.1	U, D	<11.0		<10.4		<20.6		<1.0	
Hexachlorocyclopentadiene	8270	<10	E3, U, D	<11	V6, U, D	<11	U, D	<11	U, D	<12	U, D	<11.0		<10.4		<20.6		<1.0	
Hexachloroethane	8270	<10	E3, U, D	<5.3	U, D	<5.4	U, D	<5.6	U, D	<6.1	U, D	<11.0		<10.4		<20.6		<1.0	
Indeno[1,2,3-cd]pyrene	8270	<10	E3, U, D	<5.3	U, D	<5.4	E3, U, D	<5.6	E3, U, D	<6.1	U, D	<11.0		<10.4		<20.6		<1.0	
Isophorone	8270	<10	E3, U, D	<5.3	U, D	<5.4	U, D	<5.6	E3, U, D	<6.1	U, D	<11.0		<10.4		<20.6		<20.2	
Naphthalene	8270	1000	E, E3, D	1900	D	2100	D	2000	D	1600	D	2580		2200		3050		3220	
Nitrobenzene	8270	<10	E3, U, D	<5.3	U, D	<5.4	U, D	<5.6	E3, U, D	<6.1	U, D	<11.0		<10.4		<20.6		<20.2	
N-Nitrosodimethylamine	8270	<10	E3, U, D	<5.3	U, D	<5.4	U, D	<5.6	U, D	<6.1	U, D	<11.0		<10.4		<20.6		<1.0	
Pentachloroethane	8270	<10	E3, U, D	<5.3	U, D	<5.4	U, D	<5.6	U, D	<6.1	U, D								
Pentachlorophenol	8270	<52	E3, U, D	<11	U, D	<11	U, D	<11	U, D	<12	U, D	<27.5		<25.9		<51.5		<2.5	
Phenanthrene	8270	<10	E3, U, D	<5.3	U, D	<5.4	U, D	<5.6	U, D	<6.1	U, D	<11.0		<10.4		<20.6		4.7	
Phenolics, Total Recoverable	8270	100	E3, D	270	D	170	D	350	D	250	D	<549		651		235		404	
Pyrene	8270	<10	E3, U, D	<5.3	U, D	<5.4	U, D	<5.6	U, D	<6.1	U, D	<11.0		<10.4		<20.6		1.5	
Pyridine	8270	45	E3, D	58	D	51	D	40	D	52	D	<10.4		<10.4		41.3		113	

Table Notes:
 ND - Not Detected
 Data qualifiers and units are listed on the first page of this appendix

Highlighted Values Indicate PAL Exceedances

Grey's Landfill
Semi Volatile Organic Compounds (SVOCs) - Groundwater Monitoring Wells Analytical Results

Chemical Analyte	EPA Method	Well GL-18 (-33)																	
		Sampling Date 7/8/2009		Sampling Date 10/1/2009		Sampling Date 3/18/2010		Sampling Date 6/7/2010		Sampling Date 3/28/2011		Sampling Date 3/21/2013		Sampling Date 9/27/2013		Sampling Date 3/27/2014		Sampling Date 12/10/2014	
		Result (ug/L)	Qualifier	Result (ug/L)	Qualifier	Result (ug/L)	Qualifier	Result (ug/L)	Qualifier	Result (ug/L)	Qualifier	Result (ug/L)	Qualifier	Result (ug/L)	Qualifier	Result (ug/L)	Qualifier	Result (ug/L)	Qualifier
1,2,4-Trichlorobenzene	8270	<11	U, D	<5.3	U, D	<5.3	U, D	<5.6	U, D	<5.7	U, D								
1,2-Dichlorobenzene	8270	<11	U, D	<5.3	U, D	<5.3	U, D	<5.6	U, D	<5.7	U, D								
1,3-Dichlorobenzene	8270	<11	U, D	<5.3	U, D	<5.3	U, D	<5.6	U, D	<5.7	U, D								
1,4-Dichlorobenzene	8270	<11	U, D	<5.3	U, D	<5.3	U, D	<5.6	U, D	<5.7	U, D								
2,4,5-Trichlorophenol	8270	<11	U, D	<5.3	U, D	<5.3	U, D	<5.6	U, D	<5.7	U, D								
2,4,6-Trichlorophenol	8270	<11	U, D	<5.3	U, D	<5.3	U, D	<5.6	U, D	<5.7	U, D								
2,4-Dichlorophenol	8270	<11	U, D	<5.3	U, D	<5.3	U, D	<5.6	U, D	<5.7	U, D								
2,4-Dimethylphenol	8270	<11	U, D	<5.3	U, D	<5.3	U, D	<5.6	U, D	<5.7	U, D								
2,4-Dinitrophenol	8270	<53	U, D	<11	U, D	<11	U, D	<11	U, D	<11	U, D								
2,4-Dinitrotoluene	8270	<11	U, D	<5.3	U, D	<5.3	U, D	<5.6	U, D	<5.7	U, D								
2,6-Dinitrotoluene	8270	<11	U, D	<5.3	U, D	<5.3	U, D	<5.6	U, D	<5.7	U, D								
2-Chloronaphthalene	8270	<11	U, D	<5.3	U, D	<5.3	U, D	<5.6	U, D	<5.7	U, D								
2-Chlorophenol	8270	<11	U, D	<5.3	U, D	<5.3	U, D	<5.6	U, D	<5.7	U, D								
2-Methylnaphthalene	8270	<11	U, D	<5.3	U, D	<5.3	U, D	<5.6	U, D	<5.7	U, D								
2-Methylphenol	8270	<11	U, D	<5.3	U, D	<5.3	U, D	<5.6	U, D	<5.7	U, D								
2-Nitrophenol	8270	<11	U, D	<5.3	U, D	<5.3	U, D	<5.6	U, D	<5.7	U, D								
3,3'-Dichlorobenzidine	8270	<21	U, D	<5.3	U, D	<5.3	U, D	<5.6	U, D	<5.7	U, D								
4,6-Dinitro-2-methylphenol	8270	<53	U, D	<5.3	U, D	<5.3	U, D	<5.6	U, D	<5.7	U, D								
4-Bromophenyl-phenylether	8270	<11	U, D	<5.3	U, D	<5.3	U, D	<5.6	U, D	<5.7	U, D								
4-Chloro-3-methylphenol	8270	<21	U, D	<5.3	U, D	<5.3	U, D	<5.6	U, D	<5.7	U, D								
4-Chlorophenyl-phenylether	8270	<11	U, D	<5.3	U, D	<5.3	U, D	<5.6	U, D	<5.7	U, D								
4-Methylphenol, 3-Methylphenol	8270	<11	U, D	<5.3	U, D	<5.3	U, D	<5.6	U, D	<5.7	U, D								
4-Nitrophenol	8270	<53	U, D	<11	U, D	<11	U, D	<11	U, D	<11	U, D								
Acenaphthene	8270	<11	U, D	<5.3	U, D	<5.3	U, D	<5.6	U, D	<5.7	U, D								
Acenaphthylene	8270	<11	U, D	<5.3	U, D	<5.3	U, D	<5.6	U, D	<5.7	U, D								
Acetophenone	8270	0.0	U, D	0.0	U, D														
Aniline	8270	<11	U, D	<5.3	U, D	<5.3	U, D	<5.6	U, D	<5.7	U, D								
Anthracene	8270	<11	U, D	<5.3	U, D	<5.3	U, D	<5.6	U, D	<5.7	U, D								
Benz(a)anthracene	8270	<11	U, D	<5.3	U, D	<5.3	U, D	<5.6	U, D	<5.7	U, D								
Benzo[a]pyrene	8270	<11	U, D	<5.3	U, D	<5.3	U, D	<5.6	U, D	<5.7	U, D								
Benzo[b]fluoranthene	8270	<11	U, D	<5.3	U, D	<5.3	U, D	<5.6	U, D	<5.7	U, D								
Benzo[g,h,i]perylene	8270	<11	U, D	<5.3	U, D	<5.3	U, D	<5.6	U, D	<5.7	U, D								
Benzo[k]fluoranthene	8270	<11	U, D	<5.3	U, D	<5.3	U, D	<5.6	U, D	<5.7	U, D								
Bis(2-Chloroethoxy)methane	8270	<11	U, D	<5.3	U, D	<5.3	U, D	<5.6	U, D	<5.7	U, D								
Bis(2-Chloroethyl)ether	8270	<11	U, D	<5.3	U, D	<5.3	U, D	<5.6	U, D	<5.7	U, D								
Bis(2-chloroisopropyl)ether	8270	<11	U, D	<5.3	U, D	<5.3	U, D	<5.6	U, D	<5.7	U, D								
Bis(2-Ethylhexyl)phthalate	8270	79	D	<5.3	U, D	<5.3	U, D	<5.6	U, D	<5.7	U, D								
Butylbenzylphthalate	8270	<11	U, D	<5.3	U, D	<5.3	U, D	<5.6	U, D	<5.7	U, D								
Chrysene	8270	<11	U, D	<5.3	U, D	<5.3	U, D	<5.6	U, D	<5.7	U, D								
Dibenz[a,h]anthracene	8270	<11	U, D	<5.3	U, D	<5.3	U, D	<5.6	U, D	<5.7	U, D								
Dibenzofuran	8270	<11	U, D	<5.3	U, D	<5.3	U, D	<5.6	U, D	<5.7	U, D								
Diethylphthalate	8270	<11	U, D	<5.3	U, D	<5.3	U, D	<5.6	U, D	<5.7	U, D								
Dimethylphthalate	8270	<11	U, D	<5.3	U, D	<5.3	U, D	<5.6	U, D	<5.7	U, D								
Di-n-butylphthalate	8270	<11	U, D	<5.3	U, D	<5.3	U, D	<5.6	U, D	<5.7	U, D								
Di-n-octylphthalate	8270	<11	U, D	<5.3	U, D	<5.3	U, D	<5.6	U, D	<5.7	U, D								
Fluoranthene	8270	<11	U, D	<5.3	U, D	<5.3	U, D	<5.6	U, D	<5.7	U, D								
Fluorene	8270	<11	U, D	<5.3	U, D	<5.3	U, D	<5.6	U, D	<5.7	U, D								
Hexachlorobenzene	8270	<11	U, D	<5.3	U, D	<5.3	U, D	<5.6	U, D	<5.7	U, D								
Hexachlorobutadiene	8270	<11	U, D	<5.3	U, D	<5.3	U, D	<5.6	U, D	<5.7	U, D								
Hexachlorocyclopentadiene	8270	<11	U, D	<11	V6, U, D	<11	U, D	<11	U, D	<11	U, D								
Hexachloroethane	8270	<11	U, D	<5.3	U, D	<5.3	U, D	<5.6	U, D	<5.7	U, D								
Indeno[1,2,3-cd]pyrene	8270	<11	U, D	<5.3	U, D	<5.3	U, D	<5.6	U, D	<5.7	U, D								
Isophorone	8270	<11	U, D	<5.3	U, D	<5.3	U, D	<5.6	U, D	<5.7	U, D								
Naphthalene	8270	<11	U, D	<5.3	U, D	<5.3	U, D	14	D	<5.7	U, D								
Nitrobenzene	8270	<11	U, D	<5.3	U, D	<5.3	U, D	<5.6	U, D	<5.7	U, D								
N-Nitrosodimethylamine	8270	<11	U, D	<5.3	U, D	<5.3	U, D	<5.6	U, D	<5.7	U, D								
Pentachloroethane	8270	<11	U, D	<5.3	U, D	<5.3	U, D	<5.6	U, D	<5.7	U, D								
Pentachlorophenol	8270	<53	U, D	<11	U, D	<11	U, D	<11	U, D	<11	U, D								
Phenanthrene	8270	<11	U, D	<5.3	U, D	<5.3	U, D	<5.6	U, D	<5.7	U, D								
Phenolics, Total Recoverable	8270	<11	U, D	<5.3	U, D	<5.3	U, D	<5.6	U, D	<5.7	U, D								
Pyrene	8270	<11	U, D	<5.3	U, D	<5.3	U, D	<5.6	U, D	<5.7	U, D								
Pyridine	8270	<21	U, D	<5.3	U, D	<5.3	U, D	<5.6	U, D	<5.7	U, D								

Table Notes:
 ND - Not Detected
 Data qualifiers and units are listed on the first page of this appendix

Highlighted Values Indicate PAL Exceedances

Grey's Landfill
Semi Volatile Organic Compounds (SVOCs) - Groundwater Monitoring Wells Analytical Results

Chemical Analyte	EPA Method	Well GL-19																	
		Sampling Date 7/13/2009		Sampling Date 10/26/2009		Sampling Date 3/1/2010		Sampling Date 6/18/2010		Sampling Date 3/28/2011		Sampling Date 3/21/2013		Sampling Date 9/27/2013		Sampling Date 3/27/2014		Sampling Date 12/17/2014	
		Result (ug/L)	Qualifier	Result (ug/L)	Qualifier	Result (ug/L)	Qualifier	Result (ug/L)	Qualifier	Result (ug/L)	Qualifier	Result (ug/L)	Qualifier	Result (ug/L)	Qualifier	Result (ug/L)	Qualifier	Result (ug/L)	Qualifier
1,2,4-Trichlorobenzene	8270	<10	Z10, U, D	<5.3	U, D	NS		<5.0	U										
1,2-Dichlorobenzene	8270	<10	Z10, U, D	<5.3	U, D	NS		<5.0	U										
1,3-Dichlorobenzene	8270	<10	Z10, U, D	<5.3	U, D	NS		<5.0	U										
1,4-Dichlorobenzene	8270	<10	Z10, U, D	<5.3	U, D	NS		<5.0	U										
2,4,5-Trichlorophenol	8270	<10	Z10, U, D	<5.3	U, D	NS		<5.0	U										
2,4,6-Trichlorophenol	8270	<10	Z10, U, D	<5.3	U, D	NS		<5.0	U										
2,4-Dichlorophenol	8270	<10	Z10, U, D	<5.3	U, D	NS		<5.0	U										
2,4-Dimethylphenol	8270	<10	Z10, U, D	<5.3	U, D	NS		<5.0	U										
2,4-Dinitrophenol	8270	<52	Z10, U, D	<11	U, D	NS		<10	U										
2,4-Dinitrotoluene	8270	<10	Z10, U, D	<5.3	U, D	NS		<5.0	U										
2,6-Dinitrotoluene	8270	<10	Z10, U, D	<5.3	U, D	NS		<5.0	U										
2-Chloronaphthalene	8270	<10	Z10, U, D	<5.3	M5, U, D	NS		<5.0	U										
2-Chlorophenol	8270	<10	Z10, U, D	<5.3	U, D	NS		<5.0	U										
2-Methylnaphthalene	8270	<10	Z10, U, D	<5.3	U, D	NS		<5.0	U										
2-Methylphenol	8270	<10	Z10, U, D	<5.3	U, D	NS		<5.0	U										
2-Nitrophenol	8270	<10	Z10, U, D	<5.3	U, D	NS		<5.0	U										
3,3'-Dichlorobenzidine	8270	<21	Z10, U, D	<5.3	M5, U, D	NS		<5.0	U										
4,6-Dinitro-2-methylphenol	8270	<52	Z10, U, D	<5.3	U, D	NS		<5.0	U										
4-Bromophenyl-phenylether	8270	<10	Z10, U, D	<5.3	U, D	NS		<5.0	U										
4-Chloro-3-methylphenol	8270	<21	Z10, U, D	<5.3	U, D	NS		<5.0	U										
4-Chlorophenyl-phenylether	8270	<10	Z10, U, D	<5.3	U, D	NS		<5.0	U										
4-Methylphenol, 3-Methylphenol	8270	<10	Z10, U, D	<5.3	U, D	NS		<5.0	U										
4-Nitrophenol	8270	<52	Z10, U, D	<11	U, D	NS		<10	U										
Acenaphthene	8270	<10	Z10, U, D	<5.3	U, D	NS		<5.0	U										
Acenaphthylene	8270	<10	Z10, U, D	<5.3	U, D	NS		<5.0	U										
Acetophenone	8270	0.0	Z10, U, D	0.0	U, D	NS													
Aniline	8270	<10	Z10, U, D	<5.3	U, D	NS		<5.0	U										
Anthracene	8270	<10	Z10, U, D	<5.3	U, D	NS		<5.0	U										
Benz(a)anthracene	8270	<10	Z10, U, D	<5.3	U, D	NS		<5.0	U										
Benzo(a)pyrene	8270	<10	Z10, U, D	<5.3	E3, U, D	NS		<5.0	U										
Benzo(b)fluoranthene	8270	<10	Z10, U, D	<5.3	E3, U, D	NS		<5.0	U										
Benzo(g,h,i)perylene	8270	<10	Z10, U, D	<5.3	E3, U, D	NS		<5.0	U										
Benzo(k)fluoranthene	8270	<10	Z10, U, D	<5.3	E3, U, D	NS		<5.0	U										
Bis(2-Chloroethoxy)methane	8270	<10	Z10, U, D	<5.3	U, D	NS		<5.0	U										
Bis(2-Chloroethyl)ether	8270	<10	Z10, U, D	<5.3	U, D	NS		<5.0	U										
Bis(2-chloroisopropyl)ether	8270	<10	Z10, U, D	<5.3	U, D	NS		<5.0	U										
Bis(2-Ethylhexyl)phthalate	8270	<10	Z10, U, D	<5.3	U, D	NS		<5.0	U										
Butylbenzylphthalate	8270	<10	Z10, U, D	<5.3	U, D	NS		<5.0	U										
Chrysene	8270	<10	Z10, U, D	<5.3	U, D	NS		<5.0	U										
Dibenz(a,h)anthracene	8270	<10	Z10, U, D	<5.3	E3, U, D	NS		<5.0	U										
Dibenzofuran	8270	<10	Z10, U, D	<5.3	U, D	NS		<5.0	U										
Diethylphthalate	8270	<10	Z10, U, D	<5.3	U, D	NS		<5.0	U										
Dimethylphthalate	8270	<10	Z10, U, D	<5.3	U, D	NS		<5.0	U										
Di-n-butylphthalate	8270	<10	Z10, U, D	8.5	M5, D	NS		<5.0	U										
Di-n-octylphthalate	8270	<10	Z10, U, D	<5.3	E3, U, D	NS		<5.0	U										
Fluoranthene	8270	<10	Z10, U, D	<5.3	U, D	NS		<5.0	U										
Fluorene	8270	<10	Z10, U, D	<5.3	U, D	NS		<5.0	U										
Hexachlorobenzene	8270	<10	Z10, U, D	<5.3	U, D	NS		<5.0	U										
Hexachlorobutadiene	8270	<10	Z10, U, D	<5.3	U, D	NS		<5.0	U										
Hexachlorocyclopentadiene	8270	<10	Z10, U, D	<11	U, D	NS		<10	U										
Hexachloroethane	8270	<10	Z10, U, D	<5.3	U, D	NS		<5.0	U										
Indeno[1,2,3-cd]pyrene	8270	<10	Z10, U, D	<5.3	E3, U, D	NS		<5.0	U										
Isophorone	8270	<10	Z10, U, D	<5.3	U, D	NS		<5.0	U										
Naphthalene	8270	<10	Z10, U, D	<5.3	U, D	NS		<5.0	U										
Nitrobenzene	8270	<10	Z10, U, D	<5.3	U, D	NS		<5.0	U										
N-Nitrosodimethylamine	8270	<10	Z10, U, D	<5.3	U, D	NS		<5.0	U										
Pentachloroethane	8270	<1.0	Z10, U, D	<5.3	U, D	NS		<5.0	U										
Pentachlorophenol	8270	<52	Z10, V6,	<11	U, D	NS		<10	U										
Phenanthrene	8270	<10	Z10, U, D	<5.3	U, D	NS		<5.0	U										
Phenolics, Total Recoverable	8270	<10	Z10, U, D	<5.3	U, D	NS		<5.0	U										
Pvrene	8270	<10	Z10, U, D	<5.3	U, D	NS		<5.0	U										
Pyridine	8270	<21	Z10, U, D	<5.3	U, D	NS		<5.0	U										

Table Notes:
 ND - Not Detected
 Data qualifiers and units are listed on the first page of this appendix

Highlighted Values Indicate PAL Exceedances

Grey's Landfill
Semi Volatile Organic Compounds (SVOCs) - Groundwater Monitoring Wells Analytical Results

Chemical Analyte	EPA Method	Well GL-20 (-5)																	
		Sampling Date 7/9/2009		Sampling Date 10/16/2009		Sampling Date 3/17/2010		Sampling Date 6/17/2010		Sampling Date 4/6/2011		Sampling Date 3/21/2013		Sampling Date 9/27/2013		Sampling Date 3/27/2014		Sampling Date 12/17/2014	
		Result (ug/L)	Qualifier	Result (ug/L)	Qualifier	Result (ug/L)	Qualifier	Result (ug/L)	Qualifier	Result (ug/L)	Qualifier	Result (ug/L)	Qualifier	Result (ug/L)	Qualifier	Result (ug/L)	Qualifier	Result (ug/L)	Qualifier
1,2,4-Trichlorobenzene	8270	<10	U, D	<5.0	U	<6.0	U, D	<5.1	U, D	<5.0	U	<1.1		<1.1		<1.1		<1.0	
1,2-Dichlorobenzene	8270	<10	U, D	<5.0	U	<6.0	U, D	<5.1	U, D	<5.0	U	<1.1		<1.1		<1.1		<1.0	
1,3-Dichlorobenzene	8270	<10	U, D	<5.0	U	<6.0	U, D	<5.1	U, D	<5.0	U	<1.1		<1.1		<1.1		<1.0	
1,4-Dichlorobenzene	8270	<10	U, D	<5.0	U	<6.0	U, D	<5.1	U, D	<5.0	U	<1.1		<1.1		<1.1		<1.0	
2,4,5-Trichlorophenol	8270	<10	U, D	<5.0	U	<6.0	U, D	<5.1	U, D	<5.0	U	<2.7		<2.7		<2.6		<2.5	
2,4,6-Trichlorophenol	8270	<10	U, D	<5.0	U	<6.0	U, D	<5.1	U, D	<5.0	U	<1.1		<1.1		<1.1		<1.0	
2,4-Dichlorophenol	8270	<10	U, D	<5.0	U	<6.0	U, D	<5.1	U, D	<5.0	U	<1.1		<1.1		<1.1		<1.0	
2,4-Dimethylphenol	8270	68	D	110	D	77	D	<5.1	U, D	100	D	39.2		67.6		<1.1		3.3	
2,4-Dinitrophenol	8270	<52	U, D	<10	U	<12	U, D	<10	U, D	<10	U	<2.7		<2.7		<2.6		<2.5	
2,4-Dinitrotoluene	8270	<10	U, D	<5.0	U	<6.0	U, D	<5.1	U, D	<5.0	U	<1.1		<1.1		<1.1		<1.0	
2,6-Dinitrotoluene	8270	<10	U, D	<5.0	U	<6.0	U, D	<5.1	U, D	<5.0	U	<1.1		<1.1		<1.1		<1.0	
2-Chloronaphthalene	8270	<10	U, D	<5.0	U	<6.0	U, D	<5.1	U, D	<5.0	U	<1.1		<1.1		<1.1		<1.0	
2-Chlorophenol	8270	<10	U, D	<5.0	U	<6.0	U, D	<5.1	U, D	<5.0	U	<1.1		<1.1		<1.1		<1.0	
2-Methylnaphthalene	8270	<10	U, D	<5.0	U	<6.0	U, D	<5.1	U, D	<5.0	U	<1.1		1.4		<1.1		<1.0	
2-Methylphenol	8270	<10	U, D	15	D	11	D	17	D	11	D	6.4		12.7		<1.1		<1.0	
2-Nitrophenol	8270	<10	U, D	<5.0	U	<6.0	U, D	<5.1	U, D	<5.0	U	<1.1		<1.1		<1.1		<1.0	
3,3'-Dichlorobenzidine	8270	<21	U, D	<5.0	U	<6.0	U, D	<5.1	U, D	<5.0	U	<1.1		<1.1		<1.1		<1.0	
4,6-Dinitro-2-methylphenol	8270	<52	U, D	<5.0	U	<6.0	U, D	<5.1	U, D	<5.0	U	<2.7		<2.7		<2.6		<2.5	
4-Bromophenyl-phenylether	8270	<10	U, D	<5.0	U	<6.0	U, D	<5.1	U, D	<5.0	U	<1.1		<1.1		<1.1		<1.0	
4-Chloro-3-methylphenol	8270	<10	U, D	<5.0	U	<6.0	U, D	<5.1	U, D	<5.0	U	<1.1		<1.1		<1.1		<1.0	
4-Chlorophenyl-phenylether	8270	<10	U, D	<5.0	U	<6.0	U, D	<5.1	U, D	<5.0	U	<1.1		<1.1		<1.1		<1.0	
4-Methylphenol, 3-Methylphenol	8270	<10	U, D	<5.0	U	<6.0	U, D	5.2	D	4.2	J	2.6		18.1		<2.1		<2.0	
4-Nitrophenol	8270	<52	U, D	<10	U	<12	U, D	<10	U, D	<10	U	<1.1		<1.1		<1.1		<1.0	
Acenaphthene	8270	<10	U, D	<5.0	U	<6.0	U, D	<5.1	U, D	<5.0	U	<1.1		1.2		<1.1		<1.0	
Acenaphthylene	8270	<10	U, D	<5.0	U	<6.0	U, D	<5.1	U, D	<5.0	U	<1.1		<1.1		<1.1		<1.0	
Acetophenone	8270	0.0	U, D	0.0	U									6.2		<1.1		<1.0	
Aniline	8270	<10	U, D	<5.0	U	<6.0	U, D	<5.1	U, D	<5.0	U			3.3		<2.6		<2.5	
Anthracene	8270	<10	U, D	<5.0	U	<6.0	U, D	<5.1	U, D	<5.0	U	<1.1		<1.1		<1.1		<1.0	
Benz(a)anthracene	8270	<10	U, D	<5.0	U	<6.0	U, D	<5.1	U, D	<5.0	U	<1.1		<1.1		<1.1		<1.0	
Benzo[a]pyrene	8270	<10	U, D	<5.0	E3, U	<6.0	U, D	<5.1	U, D	<5.0	U	<1.1		<1.1		<1.1		<1.0	
Benzo[b]fluoranthene	8270	<10	U, D	<5.0	E3, U	<6.0	U, D	<5.1	U, D	<5.0	U	<1.1		<1.1		<1.1		<1.0	
Benzo[g,h,i]perylene	8270	<10	U, D	<5.0	E3, U	<6.0	U, D	<5.1	U, D	<5.0	U	<1.1		<1.1		<1.1		<1.0	
Benzo[k]fluoranthene	8270	<10	U, D	<5.0	E3, U	<6.0	U, D	<5.1	U, D	<5.0	U	<1.1		<1.1		<1.1		<1.0	
Bis(2-Chloroethoxy)methane	8270	<10	U, D	<5.0	U	<6.0	U, D	<5.1	U, D	<5.0	U	<1.1		<1.1		<1.1		<1.0	
Bis(2-Chloroethyl)ether	8270	<10	U, D	<5.0	U	<6.0	U, D	<5.1	U, D	<5.0	U	<1.1		<1.1		<1.1		<1.0	
Bis(2-chloroisopropyl)ether	8270	<10	U, D	<5.0	U	<6.0	U, D	<5.1	U, D	<5.0	U	<1.1		<1.1		<1.1		<1.0	
Bis(2-Ethylhexyl)phthalate	8270	<10	U, D	200	D	<6.0	U, D	<5.1	U, D	<5.0	U	<1.1		<1.1		<1.1		<1.0	
Butylbenzylphthalate	8270	<10	U, D	<5.0	U	<6.0	U, D	<5.1	U, D	<5.0	U	<1.1		<1.1		<1.1		<1.0	
Chrysene	8270	<10	U, D	<5.0	U	<6.0	U, D	<5.1	U, D	<5.0	U	<1.1		<1.1		<1.1		<1.0	
Dibenz[a,h]anthracene	8270	<10	U, D	<5.0	E3, U	<6.0	U, D	<5.1	U, D	<5.0	U	<1.1		<1.1		<1.1		<1.0	
Dibenzofuran	8270	<10	U, D	<5.0	U	<6.0	U, D	<5.1	U, D	<5.0	U	<1.1		<1.1		<1.1		<1.0	
Diethylphthalate	8270	<10	U, D	<5.0	U	<6.0	U, D	<5.1	U, D	<5.0	U	<1.1		<1.1		<1.1		<1.0	
Dimethylphthalate	8270	<10	U, D	<5.0	U	<6.0	U, D	<5.1	U, D	<5.0	U	<1.1		<1.1		<1.1		<1.0	
Di-n-butylphthalate	8270	<10	U, D	<5.0	U	<6.0	U, D	<5.1	U, D	<5.0	U	<1.1		<1.1		<1.1		<1.0	
Di-n-octylphthalate	8270	<10	U, D	<5.0	E3, U	<6.0	U, D	<5.1	U, D	<5.0	V6, U	<1.1		<1.1		<1.1		<1.0	
Fluoranthene	8270	<10	U, D	<5.0	U	<6.0	U, D	<5.1	U, D	<5.0	U	<1.1		<1.1		<1.1		<1.0	
Fluorene	8270	<10	U, D	<5.0	U	<6.0	U, D	<5.1	U, D	<5.0	U	<1.1		1.3		<1.1		<1.0	
Hexachlorobenzene	8270	<10	U, D	<5.0	U	<6.0	U, D	<5.1	U, D	<5.0	U	<1.1		<1.1		<1.1		<1.0	
Hexachlorobutadiene	8270	<10	U, D	<5.0	U	<6.0	U, D	<5.1	U, D	<5.0	U	<1.1		<1.1		<1.1		<1.0	
Hexachlorocyclopentadiene	8270	<10	U, D	<10	U	<12	U, D	<10	U, D	<10	U	<1.1		<1.1		<1.1		<1.0	
Hexachloroethane	8270	<10	U, D	<5.0	U	<6.0	U, D	<5.1	U, D	<5.0	U	<1.1		<1.1		<1.1		<1.0	
Indeno[1,2,3-cd]pyrene	8270	<10	U, D	<5.0	E3, U	<6.0	U, D	<5.1	U, D	<5.0	U	<1.1		<1.1		<1.1		<1.0	
Isophorone	8270	<10	U, D	<5.0	U	<6.0	U, D	<5.1	U, D	<5.0	U	<1.1		<1.1		<1.1		<1.0	
Naphthalene	8270	<10	U, D	11	D	13	D	17	D	13	D	6.3		77.7		3.2		<1.0	
Nitrobenzene	8270	<10	U, D	<5.0	U	<6.0	U, D	<5.1	U, D	<5.0	U	<1.1		<1.1		<1.1		<1.0	
N-Nitrosodimethylamine	8270	<10	U, D	<5.0	U	<6.0	U, D	<5.1	U, D	<5.0	U	<1.1		<1.1		<1.1		<1.0	
Pentachloroethane	8270	<1.0	U, D	<5.0	U	<6.0	U, D	<5.1	U, D	<5.0	U								
Pentachlorophenol	8270	<52	V6, U, D	<10	U	<12	U, D	<10	U, D	<10	U	<2.7		<2.7		<2.6		<2.5	
Phenanthrene	8270	<10	U, D	<5.0	U	<6.0	U, D	<5.1	U, D	<5.0	U	<1.1		1.7		<1.1		1.4	
Phenolics, Total Recoverable	8270	<10	U, D	<5.0	U	<6.0	U, D	<5.1	U, D	<5.0	U	<1.1		<1.1		1.6		<1.0	
Pyrene	8270	<10	U, D	<5.0	U	<6.0	U, D	<5.1	U, D	<5.0	U	<1.1		<1.1		<1.1		<1.0	
Pyridine	8270	<21	U, D	<5.0	U	<6.0	U, D	<5.1	U, D	<5.0	U	<1.1		<1.1		<1.1		<1.0	

Table Notes:
 ND - Not Detected
 Data qualifiers and units are listed on the first page of this appendix

Highlighted Values Indicate PAL Exceedances

Grey's Landfill
Semi Volatile Organic Compounds (SVOCs) - Groundwater Monitoring Wells Analytical Results

Chemical Analyte	EPA Method	Well TS-01 (-7)																	
		Sampling Date 7/7/2009		Sampling Date 10/26/2009		Sampling Date 3/15/2010		Sampling Date 6/3/2010		Sampling Date 4/6/2011		Sampling Date 3/21/2013		Sampling Date 9/27/2013		Sampling Date 3/27/2014		Sampling Date 12/17/2014	
		Result (ug/L)	Qualifier	Result (ug/L)	Qualifier	Result (ug/L)	Qualifier	Result (ug/L)	Qualifier	Result (ug/L)	Qualifier	Result (ug/L)	Qualifier	Result (ug/L)	Qualifier	Result (ug/L)	Qualifier	Result (ug/L)	Qualifier
1,2,4-Trichlorobenzene	8270	<10	Z10, U, D	<5.3	U, D	<6.2	U, D	<5.6	U, D										
1,2-Dichlorobenzene	8270	<10	Z10, U, D	<5.3	U, D	<6.2	U, D	<5.6	U, D										
1,3-Dichlorobenzene	8270	<10	Z10, U, D	<5.3	U, D	<6.2	U, D	<5.6	U, D										
1,4-Dichlorobenzene	8270	<10	Z10, U, D	<5.3	U, D	<6.2	U, D	<5.6	U, D										
2,4,5-Trichlorophenol	8270	<10	Z10, U, D	<5.3	U, D	<6.2	U, D	<5.6	U, D										
2,4,6-Trichlorophenol	8270	<10	Z10, U, D	<5.3	U, D	<6.2	U, D	<5.6	U, D										
2,4-Dichlorophenol	8270	<10	Z10, U, D	<5.3	U, D	<6.2	U, D	<5.6	U, D										
2,4-Dimethylphenol	8270	<10	Z10, U, D	<5.3	U, D	<6.2	U, D	<5.6	U, D										
2,4-Dinitrophenol	8270	<51	Z10, U, D	<11	U, D	<12	U, D	<11	U, D										
2,4-Dinitrotoluene	8270	<10	Z10, U, D	<5.3	U, D	<6.2	U, D	<5.6	U, D										
2,6-Dinitrotoluene	8270	<10	Z10, U, D	<5.3	U, D	<6.2	U, D	<5.6	U, D										
2-Chloronaphthalene	8270	<10	Z10, U, D	<5.3	U, D	<6.2	U, D	<5.6	U, D										
2-Chlorophenol	8270	<10	Z10, U, D	<5.3	U, D	<6.2	U, D	<5.6	U, D										
2-Methylnaphthalene	8270	<10	Z10, U, D	<5.3	U, D	<6.2	U, D	<5.6	U, D										
2-Methylphenol	8270	<10	Z10, U, D	<5.3	U, D	<6.2	U, D	<5.6	U, D										
2-Nitrophenol	8270	<10	Z10, U, D	<5.3	U, D	<6.2	U, D	<5.6	U, D										
3,3'-Dichlorobenzidine	8270	<20	Z10, U, D	<5.3	U, D	<6.2	U, D	<5.6	U, D										
4,6-Dinitro-2-methylphenol	8270	<51	Z10, U, D	<5.3	U, D	<6.2	U, D	<5.6	U, D										
4-Bromophenyl-phenylether	8270	<10	Z10, U, D	<5.3	U, D	<6.2	U, D	<5.6	U, D										
4-Chloro-3-methylphenol	8270	<20	Z10, U, D	<5.3	U, D	<6.2	U, D	<5.6	U, D										
4-Chlorophenyl-phenylether	8270	<10	Z10, U, D	<5.3	U, D	<6.2	U, D	<5.6	U, D										
4-Methylphenol, 3-Methylphenol	8270	<10	Z10, U, D	<5.3	U, D	<6.2	U, D	<5.6	U, D										
4-Nitrophenol	8270	<51	Z10, U, D	<11	U, D	<12	U, D	<11	U, D										
Acenaphthene	8270	<10	Z10, U, D	<5.3	U, D	<6.2	U, D	<5.6	U, D										
Acenaphthylene	8270	<10	Z10, U, D	<5.3	U, D	<6.2	U, D	<5.6	U, D										
Acetophenone	8270	0.0	Z10, U, D	0.0	U, D	0.0	U, D												
Aniline	8270	<10	Z10, U, D	<5.3	U, D	<6.2	U, D	<5.6	U, D										
Anthracene	8270	<10	Z10, U, D	<5.3	U, D	<6.2	U, D	<5.6	U, D										
Benz(a)anthracene	8270	<10	Z10, U, D	<5.3	U, D	<6.2	U, D	<5.6	U, D										
Benzo(a)pyrene	8270	<10	Z10, U, D	<5.3	U, D	<6.2	U, D	<5.6	U, D										
Benzo(b)fluoranthene	8270	<10	Z10, U, D	<5.3	U, D	<6.2	U, D	<5.6	U, D										
Benzo(g,h,i)perylene	8270	<10	Z10, U, D	<5.3	U, D	<6.2	U, D	<5.6	U, D										
Benzo(k)fluoranthene	8270	<10	Z10, U, D	<5.3	U, D	<6.2	U, D	<5.6	U, D										
Bis(2-Chloroethoxy)methane	8270	<10	Z10, U, D	<5.3	U, D	<6.2	U, D	<5.6	U, D										
Bis(2-Chloroethyl)ether	8270	<10	Z10, U, D	<5.3	U, D	<6.2	U, D	<5.6	U, D										
Bis(2-chloroisopropyl)ether	8270	<10	Z10, U, D	<5.3	U, D	<6.2	U, D	<5.6	U, D										
Bis(2-Ethylhexyl)phthalate	8270	<10	Z10, U, D	<5.3	U, D	<6.2	U, D	<5.6	U, D										
Butylbenzylphthalate	8270	<10	Z10, U, D	<5.3	U, D	<6.2	U, D	<5.6	U, D										
Chrysene	8270	<10	Z10, U, D	<5.3	U, D	<6.2	U, D	<5.6	U, D										
Dibenz(a,h)anthracene	8270	<10	Z10, U, D	<5.3	U, D	<6.2	U, D	<5.6	U, D										
Dibenzofuran	8270	<10	Z10, U, D	<5.3	U, D	<6.2	U, D	<5.6	U, D										
Diethylphthalate	8270	<10	Z10, U, D	<5.3	U, D	<6.2	U, D	<5.6	U, D										
Dimethylphthalate	8270	<10	Z10, U, D	<5.3	U, D	<6.2	U, D	<5.6	U, D										
Di-n-butylphthalate	8270	<10	Z10, U, D	9.1	D	<6.2	U, D	<5.6	U, D										
Di-n-octylphthalate	8270	<10	Z10, U, D	<5.3	U, D	<6.2	U, D	<5.6	U, D										
Fluoranthene	8270	<10	Z10, U, D	<5.3	U, D	<6.2	U, D	<5.6	U, D										
Fluorene	8270	<10	Z10, U, D	<5.3	U, D	<6.2	U, D	<5.6	U, D										
Hexachlorobenzene	8270	<10	Z10, U, D	<5.3	U, D	<6.2	U, D	<5.6	U, D										
Hexachlorobutadiene	8270	<10	Z10, U, D	<5.3	U, D	<6.2	U, D	<5.6	U, D										
Hexachlorocyclopentadiene	8270	<10	Z10, U, D	<11	U, D	<12	U, D	<11	U, D										
Hexachloroethane	8270	<10	Z10, U, D	<5.3	U, D	<6.2	U, D	<5.6	U, D										
Indeno[1,2,3-cd]pyrene	8270	<10	Z10, U, D	<5.3	U, D	<6.2	U, D	<5.6	U, D										
Isophorone	8270	<10	Z10, U, D	<5.3	U, D	<6.2	U, D	<5.6	U, D										
Naphthalene	8270	<10	Z10, U, D	<5.3	U, D	<6.2	U, D	<5.6	U, D										
Nitrobenzene	8270	<10	Z10, U, D	<5.3	U, D	<6.2	U, D	<5.6	U, D										
N-Nitrosodimethylamine	8270	<10	Z10, U, D	<5.3	U, D	<6.2	U, D	<5.6	U, D										
Pentachloroethane	8270	<1.0	Z10, U, D	<5.3	U, D	<6.2	U, D	<5.6	U, D										
Pentachlorophenol	8270	<51	V6, Z10,	<11	U, D	<12	U, D	<11	U, D										
Phenanthrene	8270	<10	Z10, U, D	<5.3	U, D	<6.2	U, D	<5.6	U, D										
Phenolics, Total Recoverable	8270	<10	Z10, U, D	<5.3	U, D	<6.2	U, D	<5.6	U, D										
Pyrene	8270	<10	Z10, U, D	<5.3	U, D	<6.2	U, D	<5.6	U, D										
Pyridine	8270	<20	Z10, U, D	<5.3	U, D	<6.2	U, D	<5.6	U, D										

Table Notes:
 ND - Not Detected
 Data qualifiers and units are listed on the first page of this appendix

Highlighted Values Indicate PAL Exceedances

APPENDIX D

Parcel A11 Historical Well Data (ARM Monitoring Wells)
Former Sparrows Point Steel Mill
Sparrows Point, Maryland

Well ID (alt.)	Zone	Screen Interval (feet bgs)	Chemical Analyte	Sample Date/Time	Units	Result	
GL-04 (GL04-PZP001)	Shallow	2-12	1 1 1 2-Tetrachloroethane	9/1/2011 13:45	ug/L	1	U
GL-04 (GL04-PZP001)	Shallow	2-12	1 1 1-Trichloroethane	9/1/2011 13:45	ug/L	1	U
GL-04 (GL04-PZP001)	Shallow	2-12	1 1 2 2-Tetrachloroethane	9/1/2011 13:45	ug/L	1	U
GL-04 (GL04-PZP001)	Shallow	2-12	1 1 2-Trichloroethane	9/1/2011 13:45	ug/L	1	U
GL-04 (GL04-PZP001)	Shallow	2-12	1 1-Dichloroethane	9/1/2011 13:45	ug/L	1	U
GL-04 (GL04-PZP001)	Shallow	2-12	1 1-Dichloroethene	9/1/2011 13:45	ug/L	1	U
GL-04 (GL04-PZP001)	Shallow	2-12	1 2 3-Trichloropropane	9/1/2011 13:45	ug/L	2	U
GL-04 (GL04-PZP001)	Shallow	2-12	1 2 4-Trichlorobenzene	9/1/2011 13:45	ug/L	2.8	U
GL-04 (GL04-PZP001)	Shallow	2-12	1 2-Dibromo-3-chloropropane	9/1/2011 13:45	ug/L	0.02	U
GL-04 (GL04-PZP001)	Shallow	2-12	1 2-Dibromoethane	9/1/2011 13:45	ug/L	0.02	U
GL-04 (GL04-PZP001)	Shallow	2-12	1 2-Dichlorobenzene	9/1/2011 13:45	ug/L	1	U
GL-04 (GL04-PZP001)	Shallow	2-12	1 2-Dichlorobenzene	9/1/2011 13:45	ug/L	2.8	U
GL-04 (GL04-PZP001)	Shallow	2-12	1 2-Dichloroethane	9/1/2011 13:45	ug/L	1	U
GL-04 (GL04-PZP001)	Shallow	2-12	1 2-Dichloropropane	9/1/2011 13:45	ug/L	1	U
GL-04 (GL04-PZP001)	Shallow	2-12	1 3-Dichlorobenzene	9/1/2011 13:45	ug/L	2.8	U
GL-04 (GL04-PZP001)	Shallow	2-12	1 4-Dichlorobenzene	9/1/2011 13:45	ug/L	1	U
GL-04 (GL04-PZP001)	Shallow	2-12	1 4-Dichlorobenzene	9/1/2011 13:45	ug/L	2.8	U
GL-04 (GL04-PZP001)	Shallow	2-12	2 4 5-Trichlorophenol	9/1/2011 13:45	ug/L	7.5	U
GL-04 (GL04-PZP001)	Shallow	2-12	2 4 6-Trichlorophenol	9/1/2011 13:45	ug/L	7.5	U
GL-04 (GL04-PZP001)	Shallow	2-12	2 4-Dichlorophenol	9/1/2011 13:45	ug/L	7.5	U
GL-04 (GL04-PZP001)	Shallow	2-12	2 4-Dimethylphenol	9/1/2011 13:45	ug/L	3.1	J
GL-04 (GL04-PZP001)	Shallow	2-12	2 4-Dinitrophenol	9/1/2011 13:45	ug/L	15.1	U
GL-04 (GL04-PZP001)	Shallow	2-12	2 4-Dinitrotoluene	9/1/2011 13:45	ug/L	2.8	U
GL-04 (GL04-PZP001)	Shallow	2-12	2 6-Dinitrotoluene	9/1/2011 13:45	ug/L	2.8	U
GL-04 (GL04-PZP001)	Shallow	2-12	2-Butanone	9/1/2011 13:45	ug/L	10	U
GL-04 (GL04-PZP001)	Shallow	2-12	2-Chloronaphthalene	9/1/2011 13:45	ug/L	2.8	U
GL-04 (GL04-PZP001)	Shallow	2-12	2-Chlorophenol	9/1/2011 13:45	ug/L	7.5	U
GL-04 (GL04-PZP001)	Shallow	2-12	2-Hexanone	9/1/2011 13:45	ug/L	5	U
GL-04 (GL04-PZP001)	Shallow	2-12	2-Methyl-4 6-dinitrophenol	9/1/2011 13:45	ug/L	7.5	U
GL-04 (GL04-PZP001)	Shallow	2-12	2-Methylnaphthalene	9/1/2011 13:45	ug/L	0.9	J
GL-04 (GL04-PZP001)	Shallow	2-12	2-Nitroaniline	9/1/2011 13:45	ug/L	2.8	U
GL-04 (GL04-PZP001)	Shallow	2-12	2-Nitrophenol	9/1/2011 13:45	ug/L	7.5	U
GL-04 (GL04-PZP001)	Shallow	2-12	3 3-Dichlorobenzidine	9/1/2011 13:45	ug/L	15.1	U
GL-04 (GL04-PZP001)	Shallow	2-12	3-Nitroaniline	9/1/2011 13:45	ug/L	2.8	U
GL-04 (GL04-PZP001)	Shallow	2-12	4-Bromophenyl-phenylether	9/1/2011 13:45	ug/L	2.8	U
GL-04 (GL04-PZP001)	Shallow	2-12	4-Chloro-3-methylphenol	9/1/2011 13:45	ug/L	7.5	U
GL-04 (GL04-PZP001)	Shallow	2-12	4-Chloroaniline	9/1/2011 13:45	ug/L	2.8	U
GL-04 (GL04-PZP001)	Shallow	2-12	4-Chlorophenyl-phenylether	9/1/2011 13:45	ug/L	2.8	U
GL-04 (GL04-PZP001)	Shallow	2-12	4-Methyl-2-Pentanone(MIBK)	9/1/2011 13:45	ug/L	5	U
GL-04 (GL04-PZP001)	Shallow	2-12	4-Nitroaniline	9/1/2011 13:45	ug/L	2.8	U
GL-04 (GL04-PZP001)	Shallow	2-12	4-Nitrophenol	9/1/2011 13:45	ug/L	7.5	U
GL-04 (GL04-PZP001)	Shallow	2-12	Acenaphthene	9/1/2011 13:45	ug/L	1.5	
GL-04 (GL04-PZP001)	Shallow	2-12	Acenaphthene	9/1/2011 13:45	ug/L	1.3	
GL-04 (GL04-PZP001)	Shallow	2-12	Acenaphthylene	9/1/2011 13:45	ug/L	1.4	U
GL-04 (GL04-PZP001)	Shallow	2-12	Acenaphthylene	9/1/2011 13:45	ug/L	0.041	J
GL-04 (GL04-PZP001)	Shallow	2-12	Acetone	9/1/2011 13:45	ug/L	10	U
GL-04 (GL04-PZP001)	Shallow	2-12	Acrylonitrile	9/1/2011 13:45	ug/L	5	U
GL-04 (GL04-PZP001)	Shallow	2-12	Alkalinity Total	9/1/2011 13:45	mg/L	43	
GL-04 (GL04-PZP001)	Shallow	2-12	Ammonia-N	9/1/2011 13:45	mg/L	2.4	
GL-04 (GL04-PZP001)	Shallow	2-12	Anthracene	9/1/2011 13:45	ug/L	1.4	U
GL-04 (GL04-PZP001)	Shallow	2-12	Anthracene	9/1/2011 13:45	ug/L	0.12	
GL-04 (GL04-PZP001)	Shallow	2-12	Antimony Total	9/1/2011 13:45	mg/L	0.0022	U
GL-04 (GL04-PZP001)	Shallow	2-12	Arsenic Total	9/1/2011 13:45	mg/L	0.0054	
GL-04 (GL04-PZP001)	Shallow	2-12	Barium Total	9/1/2011 13:45	mg/L	0.027	
GL-04 (GL04-PZP001)	Shallow	2-12	Benzene	9/1/2011 13:45	ug/L	0.66	J
GL-04 (GL04-PZP001)	Shallow	2-12	Benzo(a)anthracene	9/1/2011 13:45	ug/L	1.4	U
GL-04 (GL04-PZP001)	Shallow	2-12	Benzo(a)anthracene	9/1/2011 13:45	ug/L	0.094	U
GL-04 (GL04-PZP001)	Shallow	2-12	Benzo(a)pyrene	9/1/2011 13:45	ug/L	1.4	U
GL-04 (GL04-PZP001)	Shallow	2-12	Benzo(a)pyrene	9/1/2011 13:45	ug/L	0.094	U

Parcel A11 Historical Well Data (ARM Monitoring Wells)
Former Sparrows Point Steel Mill
Sparrows Point, Maryland

Well ID (<i>alt.</i>)	Zone	Screen Interval (feet bgs)	Chemical Analyte	Sample Date/Time	Units	Result	
GL-04 (GL04-PZP001)	Shallow	2-12	Benzo(b)fluoranthene	9/1/2011 13:45	ug/L	1.4	U
GL-04 (GL04-PZP001)	Shallow	2-12	Benzo(b)fluoranthene	9/1/2011 13:45	ug/L	0.094	U
GL-04 (GL04-PZP001)	Shallow	2-12	Benzo(g h i)perylene	9/1/2011 13:45	ug/L	1.4	U
GL-04 (GL04-PZP001)	Shallow	2-12	Benzo(g h i)perylene	9/1/2011 13:45	ug/L	0.094	U
GL-04 (GL04-PZP001)	Shallow	2-12	Benzo(k)fluoranthene	9/1/2011 13:45	ug/L	1.4	U
GL-04 (GL04-PZP001)	Shallow	2-12	Benzo(k)fluoranthene	9/1/2011 13:45	ug/L	0.094	U
GL-04 (GL04-PZP001)	Shallow	2-12	Beryllium Total	9/1/2011 13:45	mg/L	0.001	U
GL-04 (GL04-PZP001)	Shallow	2-12	bis(2-Chloroethoxy)methane	9/1/2011 13:45	ug/L	2.8	U
GL-04 (GL04-PZP001)	Shallow	2-12	bis(2-Chloroethyl)ether	9/1/2011 13:45	ug/L	2.8	U
GL-04 (GL04-PZP001)	Shallow	2-12	bis(2-Chloroisopropyl)ether	9/1/2011 13:45	ug/L	2.8	U
GL-04 (GL04-PZP001)	Shallow	2-12	bis(2-Ethylhexyl)phthalate	9/1/2011 13:45	ug/L	2.8	U
GL-04 (GL04-PZP001)	Shallow	2-12	Bromochloromethane	9/1/2011 13:45	ug/L	1	U
GL-04 (GL04-PZP001)	Shallow	2-12	Bromodichloromethane	9/1/2011 13:45	ug/L	1	U
GL-04 (GL04-PZP001)	Shallow	2-12	Bromoform	9/1/2011 13:45	ug/L	1	U
GL-04 (GL04-PZP001)	Shallow	2-12	Bromomethane	9/1/2011 13:45	ug/L	1	U
GL-04 (GL04-PZP001)	Shallow	2-12	Butylbenzylphthalate	9/1/2011 13:45	ug/L	2.8	U
GL-04 (GL04-PZP001)	Shallow	2-12	Cadmium Total	9/1/2011 13:45	mg/L	0.0011	U
GL-04 (GL04-PZP001)	Shallow	2-12	Calcium Total	9/1/2011 13:45	mg/L	64.6	
GL-04 (GL04-PZP001)	Shallow	2-12	Carbazole	9/1/2011 13:45	ug/L	2.4	J
GL-04 (GL04-PZP001)	Shallow	2-12	Carbon Disulfide	9/1/2011 13:45	ug/L	1	U
GL-04 (GL04-PZP001)	Shallow	2-12	Carbon Tetrachloride	9/1/2011 13:45	ug/L	1	U
GL-04 (GL04-PZP001)	Shallow	2-12	Chemical Oxygen Demand (COD)	9/1/2011 13:45	mg/L	17	
GL-04 (GL04-PZP001)	Shallow	2-12	Chloride	9/1/2011 13:45	mg/L	26	
GL-04 (GL04-PZP001)	Shallow	2-12	Chlorobenzene	9/1/2011 13:45	ug/L	1	U
GL-04 (GL04-PZP001)	Shallow	2-12	Chlorodibromomethane	9/1/2011 13:45	ug/L	1	U
GL-04 (GL04-PZP001)	Shallow	2-12	Chloroethane	9/1/2011 13:45	ug/L	1	U
GL-04 (GL04-PZP001)	Shallow	2-12	Chloroform	9/1/2011 13:45	ug/L	1	U
GL-04 (GL04-PZP001)	Shallow	2-12	Chloromethane	9/1/2011 13:45	ug/L	1	U
GL-04 (GL04-PZP001)	Shallow	2-12	Chromium Total	9/1/2011 13:45	mg/L	0.0022	U
GL-04 (GL04-PZP001)	Shallow	2-12	Chrysene	9/1/2011 13:45	ug/L	1.4	U
GL-04 (GL04-PZP001)	Shallow	2-12	Chrysene	9/1/2011 13:45	ug/L	0.094	U
GL-04 (GL04-PZP001)	Shallow	2-12	cis-1 2-Dichloroethene	9/1/2011 13:45	ug/L	1	U
GL-04 (GL04-PZP001)	Shallow	2-12	cis-1 3-Dichloropropene	9/1/2011 13:45	ug/L	1	U
GL-04 (GL04-PZP001)	Shallow	2-12	Cobalt Total	9/1/2011 13:45	mg/L	0.0056	U
GL-04 (GL04-PZP001)	Shallow	2-12	Copper Total	9/1/2011 13:45	mg/L	0.004	J
GL-04 (GL04-PZP001)	Shallow	2-12	Dibenzo(a h)anthracene	9/1/2011 13:45	ug/L	1.9	U
GL-04 (GL04-PZP001)	Shallow	2-12	Dibenzo(a h)anthracene	9/1/2011 13:45	ug/L	0.066	U
GL-04 (GL04-PZP001)	Shallow	2-12	Dibenzofuran	9/1/2011 13:45	ug/L	2.8	U
GL-04 (GL04-PZP001)	Shallow	2-12	Dibromomethane	9/1/2011 13:45	ug/L	1	U
GL-04 (GL04-PZP001)	Shallow	2-12	Diethylphthalate	9/1/2011 13:45	ug/L	7.5	U
GL-04 (GL04-PZP001)	Shallow	2-12	Dimethylphthalate	9/1/2011 13:45	ug/L	7.5	U
GL-04 (GL04-PZP001)	Shallow	2-12	Di-n-Butylphthalate	9/1/2011 13:45	ug/L	2.8	U
GL-04 (GL04-PZP001)	Shallow	2-12	Di-n-Octylphthalate	9/1/2011 13:45	ug/L	7.5	U
GL-04 (GL04-PZP001)	Shallow	2-12	Ethylbenzene	9/1/2011 13:45	ug/L	1	U
GL-04 (GL04-PZP001)	Shallow	2-12	Fluoranthene	9/1/2011 13:45	ug/L	1.4	U
GL-04 (GL04-PZP001)	Shallow	2-12	Fluoranthene	9/1/2011 13:45	ug/L	0.07	J
GL-04 (GL04-PZP001)	Shallow	2-12	Fluorene	9/1/2011 13:45	ug/L	0.98	J
GL-04 (GL04-PZP001)	Shallow	2-12	Fluorene	9/1/2011 13:45	ug/L	0.8	
GL-04 (GL04-PZP001)	Shallow	2-12	Hardness	9/1/2011 13:45	mg/L	186	
GL-04 (GL04-PZP001)	Shallow	2-12	Hexachlorobenzene	9/1/2011 13:45	ug/L	2.8	U
GL-04 (GL04-PZP001)	Shallow	2-12	Hexachlorobutadiene	9/1/2011 13:45	ug/L	2.8	U
GL-04 (GL04-PZP001)	Shallow	2-12	Hexachlorocyclopentadiene	9/1/2011 13:45	ug/L	7.5	U
GL-04 (GL04-PZP001)	Shallow	2-12	Hexachloroethane	9/1/2011 13:45	ug/L	2.8	U
GL-04 (GL04-PZP001)	Shallow	2-12	Indeno(1 2 3-cd)pyrene	9/1/2011 13:45	ug/L	1.4	U
GL-04 (GL04-PZP001)	Shallow	2-12	Indeno(1 2 3-cd)pyrene	9/1/2011 13:45	ug/L	0.094	U
GL-04 (GL04-PZP001)	Shallow	2-12	Iodomethane	9/1/2011 13:45	ug/L	1	U
GL-04 (GL04-PZP001)	Shallow	2-12	Iron Total	9/1/2011 13:45	mg/L	0.02	J
GL-04 (GL04-PZP001)	Shallow	2-12	Isophorone	9/1/2011 13:45	ug/L	2.8	U
GL-04 (GL04-PZP001)	Shallow	2-12	Lead Total	9/1/2011 13:45	mg/L	0.0022	U

Parcel A11 Historical Well Data (ARM Monitoring Wells)
Former Sparrows Point Steel Mill
Sparrows Point, Maryland

Well ID (<i>alt.</i>)	Zone	Screen Interval (feet bgs)	Chemical Analyte	Sample Date/Time	Units	Result	
GL-04 (GL04-PZP001)	Shallow	2-12	Magnesium Total	9/1/2011 13:45	mg/L	3.2	
GL-04 (GL04-PZP001)	Shallow	2-12	Manganese Total	9/1/2011 13:45	mg/L	0.046	
GL-04 (GL04-PZP001)	Shallow	2-12	Mercury Total	9/1/2011 13:45	mg/L	0.00022	U
GL-04 (GL04-PZP001)	Shallow	2-12	Methylene Chloride	9/1/2011 13:45	ug/L	1	U
GL-04 (GL04-PZP001)	Shallow	2-12	mp-Cresol	9/1/2011 13:45	ug/L	1	J
GL-04 (GL04-PZP001)	Shallow	2-12	Naphthalene	9/1/2011 13:45	ug/L	7.1	
GL-04 (GL04-PZP001)	Shallow	2-12	Naphthalene	9/1/2011 13:45	ug/L	5.7	
GL-04 (GL04-PZP001)	Shallow	2-12	Nickel Total	9/1/2011 13:45	mg/L	0.0056	U
GL-04 (GL04-PZP001)	Shallow	2-12	Nitrate-N	9/1/2011 13:45	mg/L	0.2	U
GL-04 (GL04-PZP001)	Shallow	2-12	Nitrobenzene	9/1/2011 13:45	ug/L	2.8	U
GL-04 (GL04-PZP001)	Shallow	2-12	N-Nitroso-di-n-propylamine	9/1/2011 13:45	ug/L	2.8	U
GL-04 (GL04-PZP001)	Shallow	2-12	N-Nitrosodiphenylamine	9/1/2011 13:45	ug/L	2.8	U
GL-04 (GL04-PZP001)	Shallow	2-12	o-Cresol	9/1/2011 13:45	ug/L	0.7	J
GL-04 (GL04-PZP001)	Shallow	2-12	Pentachlorophenol	9/1/2011 13:45	ug/L	15.1	U
GL-04 (GL04-PZP001)	Shallow	2-12	pH	9/1/2011 13:45	pH_Units	8.98	
GL-04 (GL04-PZP001)	Shallow	2-12	Phenanthrene	9/1/2011 13:45	ug/L	1.1	J
GL-04 (GL04-PZP001)	Shallow	2-12	Phenanthrene	9/1/2011 13:45	ug/L	0.71	
GL-04 (GL04-PZP001)	Shallow	2-12	Phenol	9/1/2011 13:45	ug/L	7.5	U
GL-04 (GL04-PZP001)	Shallow	2-12	Potassium Total	9/1/2011 13:45	mg/L	23.4	
GL-04 (GL04-PZP001)	Shallow	2-12	Pyrene	9/1/2011 13:45	ug/L	1.4	U
GL-04 (GL04-PZP001)	Shallow	2-12	Pyrene	9/1/2011 13:45	ug/L	0.046	J
GL-04 (GL04-PZP001)	Shallow	2-12	Selenium Total	9/1/2011 13:45	mg/L	0.0029	J
GL-04 (GL04-PZP001)	Shallow	2-12	Silver Total	9/1/2011 13:45	mg/L	0.0022	U
GL-04 (GL04-PZP001)	Shallow	2-12	Sodium Total	9/1/2011 13:45	mg/L	18.1	
GL-04 (GL04-PZP001)	Shallow	2-12	Specific Conductance	9/1/2011 13:45	umhos/cm	575	
GL-04 (GL04-PZP001)	Shallow	2-12	Styrene	9/1/2011 13:45	ug/L	1	U
GL-04 (GL04-PZP001)	Shallow	2-12	Sulfate	9/1/2011 13:45	mg/L	172	
GL-04 (GL04-PZP001)	Shallow	2-12	Tetrachloroethene	9/1/2011 13:45	ug/L	1	U
GL-04 (GL04-PZP001)	Shallow	2-12	Thallium Total	9/1/2011 13:45	mg/L	0.001	U
GL-04 (GL04-PZP001)	Shallow	2-12	Toluene	9/1/2011 13:45	ug/L	0.28	J
GL-04 (GL04-PZP001)	Shallow	2-12	Total Dissolved Solids	9/1/2011 13:45	mg/L	370	
GL-04 (GL04-PZP001)	Shallow	2-12	trans-1 2-Dichloroethene	9/1/2011 13:45	ug/L	1	U
GL-04 (GL04-PZP001)	Shallow	2-12	trans-1 3-Dichloropropene	9/1/2011 13:45	ug/L	1	U
GL-04 (GL04-PZP001)	Shallow	2-12	trans-1 4-Dichloro-2-butene	9/1/2011 13:45	ug/L	3	U
GL-04 (GL04-PZP001)	Shallow	2-12	Trichloroethene	9/1/2011 13:45	ug/L	1	U
GL-04 (GL04-PZP001)	Shallow	2-12	Trichlorofluoromethane	9/1/2011 13:45	ug/L	1	U
GL-04 (GL04-PZP001)	Shallow	2-12	Turbidity	9/1/2011 13:45	NTU	3.48	
GL-04 (GL04-PZP001)	Shallow	2-12	Vanadium Total	9/1/2011 13:45	mg/L	0.013	
GL-04 (GL04-PZP001)	Shallow	2-12	Vinyl Acetate	9/1/2011 13:45	ug/L	5	U
GL-04 (GL04-PZP001)	Shallow	2-12	Vinyl Chloride	9/1/2011 13:45	ug/L	1	U
GL-04 (GL04-PZP001)	Shallow	2-12	Zinc Total	9/1/2011 13:45	mg/L	0.0056	U
GL-08S (GL-08 (-3))	Shallow	7-17	1 1 1 2-Tetrachloroethane	9/6/2011 10:10	ug/L	5	U
GL-08S (GL-08 (-3))	Shallow	7-17	1 1 1-Trichloroethane	9/6/2011 10:10	ug/L	5	U
GL-08S (GL-08 (-3))	Shallow	7-17	1 1 2 2-Tetrachloroethane	9/6/2011 10:10	ug/L	5	U
GL-08S (GL-08 (-3))	Shallow	7-17	1 1 2-Trichloroethane	9/6/2011 10:10	ug/L	5	U
GL-08S (GL-08 (-3))	Shallow	7-17	1 1-Dichloroethane	9/6/2011 10:10	ug/L	1.7	J
GL-08S (GL-08 (-3))	Shallow	7-17	1 1-Dichloroethene	9/6/2011 10:10	ug/L	5	U
GL-08S (GL-08 (-3))	Shallow	7-17	1 2 3-Trichloropropane	9/6/2011 10:10	ug/L	10	U
GL-08S (GL-08 (-3))	Shallow	7-17	1 2 4-Trichlorobenzene	9/6/2011 10:10	ug/L	2.8	U
GL-08S (GL-08 (-3))	Shallow	7-17	1 2-Dibromo-3-chloropropane	9/6/2011 10:10	ug/L	0.021	U
GL-08S (GL-08 (-3))	Shallow	7-17	1 2-Dibromoethane	9/6/2011 10:10	ug/L	0.021	U
GL-08S (GL-08 (-3))	Shallow	7-17	1 2-Dichlorobenzene	9/6/2011 10:10	ug/L	5	U
GL-08S (GL-08 (-3))	Shallow	7-17	1 2-Dichlorobenzene	9/6/2011 10:10	ug/L	2.8	U
GL-08S (GL-08 (-3))	Shallow	7-17	1 2-Dichloroethane	9/6/2011 10:10	ug/L	5	U
GL-08S (GL-08 (-3))	Shallow	7-17	1 2-Dichloropropane	9/6/2011 10:10	ug/L	5	U
GL-08S (GL-08 (-3))	Shallow	7-17	1 3-Dichlorobenzene	9/6/2011 10:10	ug/L	2.8	U
GL-08S (GL-08 (-3))	Shallow	7-17	1 4-Dichlorobenzene	9/6/2011 10:10	ug/L	5	U
GL-08S (GL-08 (-3))	Shallow	7-17	1 4-Dichlorobenzene	9/6/2011 10:10	ug/L	2.8	U
GL-08S (GL-08 (-3))	Shallow	7-17	2 4 5-Trichlorophenol	9/6/2011 10:10	ug/L	7.5	U

Parcel A11 Historical Well Data (ARM Monitoring Wells)
Former Sparrows Point Steel Mill
Sparrows Point, Maryland

Well ID (<i>alt.</i>)	Zone	Screen Interval (feet bgs)	Chemical Analyte	Sample Date/Time	Units	Result	
GL-08S (GL-08 (-3))	Shallow	7-17	2 4 6-Trichlorophenol	9/6/2011 10:10	ug/L	7.5	U
GL-08S (GL-08 (-3))	Shallow	7-17	2 4-Dichlorophenol	9/6/2011 10:10	ug/L	7.5	U
GL-08S (GL-08 (-3))	Shallow	7-17	2 4-Dimethylphenol	9/6/2011 10:10	ug/L	180	J
GL-08S (GL-08 (-3))	Shallow	7-17	2 4-Dinitrophenol	9/6/2011 10:10	ug/L	15.1	U
GL-08S (GL-08 (-3))	Shallow	7-17	2 4-Dinitrotoluene	9/6/2011 10:10	ug/L	2.8	U
GL-08S (GL-08 (-3))	Shallow	7-17	2 6-Dinitrotoluene	9/6/2011 10:10	ug/L	2.8	U
GL-08S (GL-08 (-3))	Shallow	7-17	2-Butanone	9/6/2011 10:10	ug/L	50	U
GL-08S (GL-08 (-3))	Shallow	7-17	2-Chloronaphthalene	9/6/2011 10:10	ug/L	2.8	U
GL-08S (GL-08 (-3))	Shallow	7-17	2-Chlorophenol	9/6/2011 10:10	ug/L	7.5	U
GL-08S (GL-08 (-3))	Shallow	7-17	2-Hexanone	9/6/2011 10:10	ug/L	25	U
GL-08S (GL-08 (-3))	Shallow	7-17	2-Methyl-4 6-dinitrophenol	9/6/2011 10:10	ug/L	7.5	U
GL-08S (GL-08 (-3))	Shallow	7-17	2-Methylnaphthalene	9/6/2011 10:10	ug/L	201	
GL-08S (GL-08 (-3))	Shallow	7-17	2-Nitroaniline	9/6/2011 10:10	ug/L	2.8	U
GL-08S (GL-08 (-3))	Shallow	7-17	2-Nitrophenol	9/6/2011 10:10	ug/L	7.5	U
GL-08S (GL-08 (-3))	Shallow	7-17	3 3-Dichlorobenzidine	9/6/2011 10:10	ug/L	15.1	U
GL-08S (GL-08 (-3))	Shallow	7-17	3-Nitroaniline	9/6/2011 10:10	ug/L	2.8	U
GL-08S (GL-08 (-3))	Shallow	7-17	4-Bromophenyl-phenylether	9/6/2011 10:10	ug/L	2.8	U
GL-08S (GL-08 (-3))	Shallow	7-17	4-Chloro-3-methylphenol	9/6/2011 10:10	ug/L	7.5	U
GL-08S (GL-08 (-3))	Shallow	7-17	4-Chloroaniline	9/6/2011 10:10	ug/L	70.8	U
GL-08S (GL-08 (-3))	Shallow	7-17	4-Chlorophenyl-phenylether	9/6/2011 10:10	ug/L	2.8	U
GL-08S (GL-08 (-3))	Shallow	7-17	4-Methyl-2-Pentanone(MIBK)	9/6/2011 10:10	ug/L	25	U
GL-08S (GL-08 (-3))	Shallow	7-17	4-Nitroaniline	9/6/2011 10:10	ug/L	2.8	U
GL-08S (GL-08 (-3))	Shallow	7-17	4-Nitrophenol	9/6/2011 10:10	ug/L	7.5	U
GL-08S (GL-08 (-3))	Shallow	7-17	Acenaphthene	9/6/2011 10:10	ug/L	32.7	
GL-08S (GL-08 (-3))	Shallow	7-17	Acenaphthene	9/6/2011 10:10	ug/L	27.6	
GL-08S (GL-08 (-3))	Shallow	7-17	Acenaphthylene	9/6/2011 10:10	ug/L	64.1	
GL-08S (GL-08 (-3))	Shallow	7-17	Acenaphthylene	9/6/2011 10:10	ug/L	28.1	
GL-08S (GL-08 (-3))	Shallow	7-17	Acetone	9/6/2011 10:10	ug/L	50	U
GL-08S (GL-08 (-3))	Shallow	7-17	Acrylonitrile	9/6/2011 10:10	ug/L	25	U
GL-08S (GL-08 (-3))	Shallow	7-17	Alkalinity Total	9/6/2011 10:10	mg/L	162	
GL-08S (GL-08 (-3))	Shallow	7-17	Ammonia-N	9/6/2011 10:10	mg/L	12.9	
GL-08S (GL-08 (-3))	Shallow	7-17	Anthracene	9/6/2011 10:10	ug/L	19.5	
GL-08S (GL-08 (-3))	Shallow	7-17	Anthracene	9/6/2011 10:10	ug/L	15.7	
GL-08S (GL-08 (-3))	Shallow	7-17	Antimony Total	9/6/2011 10:10	mg/L	0.0022	U
GL-08S (GL-08 (-3))	Shallow	7-17	Arsenic Total	9/6/2011 10:10	mg/L	0.0042	
GL-08S (GL-08 (-3))	Shallow	7-17	Barium Total	9/6/2011 10:10	mg/L	0.036	
GL-08S (GL-08 (-3))	Shallow	7-17	Benzene	9/6/2011 10:10	ug/L	220	
GL-08S (GL-08 (-3))	Shallow	7-17	Benzo(a)anthracene	9/6/2011 10:10	ug/L	0.65	J
GL-08S (GL-08 (-3))	Shallow	7-17	Benzo(a)anthracene	9/6/2011 10:10	ug/L	0.29	
GL-08S (GL-08 (-3))	Shallow	7-17	Benzo(a)pyrene	9/6/2011 10:10	ug/L	1.4	U
GL-08S (GL-08 (-3))	Shallow	7-17	Benzo(a)pyrene	9/6/2011 10:10	ug/L	0.094	U
GL-08S (GL-08 (-3))	Shallow	7-17	Benzo(b)fluoranthene	9/6/2011 10:10	ug/L	1.4	U
GL-08S (GL-08 (-3))	Shallow	7-17	Benzo(b)fluoranthene	9/6/2011 10:10	ug/L	0.094	U
GL-08S (GL-08 (-3))	Shallow	7-17	Benzo(g h i)perylene	9/6/2011 10:10	ug/L	1.4	U
GL-08S (GL-08 (-3))	Shallow	7-17	Benzo(g h i)perylene	9/6/2011 10:10	ug/L	0.094	U
GL-08S (GL-08 (-3))	Shallow	7-17	Benzo(k)fluoranthene	9/6/2011 10:10	ug/L	1.4	U
GL-08S (GL-08 (-3))	Shallow	7-17	Benzo(k)fluoranthene	9/6/2011 10:10	ug/L	0.094	U
GL-08S (GL-08 (-3))	Shallow	7-17	Beryllium Total	9/6/2011 10:10	mg/L	0.001	U
GL-08S (GL-08 (-3))	Shallow	7-17	bis(2-Chloroethoxy)methane	9/6/2011 10:10	ug/L	2.8	U
GL-08S (GL-08 (-3))	Shallow	7-17	bis(2-Chloroethoxy)ether	9/6/2011 10:10	ug/L	2.8	U
GL-08S (GL-08 (-3))	Shallow	7-17	bis(2-Chloroisopropyl)ether	9/6/2011 10:10	ug/L	2.8	U
GL-08S (GL-08 (-3))	Shallow	7-17	bis(2-Ethylhexyl)phthalate	9/6/2011 10:10	ug/L	1.4	J
GL-08S (GL-08 (-3))	Shallow	7-17	Bromochloromethane	9/6/2011 10:10	ug/L	5	U
GL-08S (GL-08 (-3))	Shallow	7-17	Bromodichloromethane	9/6/2011 10:10	ug/L	5	U
GL-08S (GL-08 (-3))	Shallow	7-17	Bromoform	9/6/2011 10:10	ug/L	5	U
GL-08S (GL-08 (-3))	Shallow	7-17	Bromomethane	9/6/2011 10:10	ug/L	5	U
GL-08S (GL-08 (-3))	Shallow	7-17	Butylbenzylphthalate	9/6/2011 10:10	ug/L	2.8	U
GL-08S (GL-08 (-3))	Shallow	7-17	Cadmium Total	9/6/2011 10:10	mg/L	0.0011	U
GL-08S (GL-08 (-3))	Shallow	7-17	Calcium Total	9/6/2011 10:10	mg/L	161	

Parcel A11 Historical Well Data (ARM Monitoring Wells)
Former Sparrows Point Steel Mill
Sparrows Point, Maryland

Well ID (<i>alt.</i>)	Zone	Screen Interval (feet bgs)	Chemical Analyte	Sample Date/Time	Units	Result	
GL-08S (GL-08 (-3))	Shallow	7-17	Carbazole	9/6/2011 10:10	ug/L	384	
GL-08S (GL-08 (-3))	Shallow	7-17	Carbon Disulfide	9/6/2011 10:10	ug/L	5	U
GL-08S (GL-08 (-3))	Shallow	7-17	Carbon Tetrachloride	9/6/2011 10:10	ug/L	5	U
GL-08S (GL-08 (-3))	Shallow	7-17	Chemical Oxygen Demand (COD)	9/6/2011 10:10	mg/L	109	
GL-08S (GL-08 (-3))	Shallow	7-17	Chloride	9/6/2011 10:10	mg/L	114	
GL-08S (GL-08 (-3))	Shallow	7-17	Chlorobenzene	9/6/2011 10:10	ug/L	5	U
GL-08S (GL-08 (-3))	Shallow	7-17	Chlorodibromomethane	9/6/2011 10:10	ug/L	5	U
GL-08S (GL-08 (-3))	Shallow	7-17	Chloroethane	9/6/2011 10:10	ug/L	5	U
GL-08S (GL-08 (-3))	Shallow	7-17	Chloroform	9/6/2011 10:10	ug/L	8	
GL-08S (GL-08 (-3))	Shallow	7-17	Chloromethane	9/6/2011 10:10	ug/L	5	U
GL-08S (GL-08 (-3))	Shallow	7-17	Chromium Total	9/6/2011 10:10	mg/L	0.0022	U
GL-08S (GL-08 (-3))	Shallow	7-17	Chrysene	9/6/2011 10:10	ug/L	1.4	U
GL-08S (GL-08 (-3))	Shallow	7-17	Chrysene	9/6/2011 10:10	ug/L	0.38	
GL-08S (GL-08 (-3))	Shallow	7-17	cis-1 2-Dichloroethene	9/6/2011 10:10	ug/L	5	U
GL-08S (GL-08 (-3))	Shallow	7-17	cis-1 3-Dichloropropene	9/6/2011 10:10	ug/L	5	U
GL-08S (GL-08 (-3))	Shallow	7-17	Cobalt Total	9/6/2011 10:10	mg/L	0.0056	U
GL-08S (GL-08 (-3))	Shallow	7-17	Copper Total	9/6/2011 10:10	mg/L	0.0056	U
GL-08S (GL-08 (-3))	Shallow	7-17	Dibenzo(a h)anthracene	9/6/2011 10:10	ug/L	1.9	U
GL-08S (GL-08 (-3))	Shallow	7-17	Dibenzo(a h)anthracene	9/6/2011 10:10	ug/L	0.066	U
GL-08S (GL-08 (-3))	Shallow	7-17	Dibenzofuran	9/6/2011 10:10	ug/L	87.7	
GL-08S (GL-08 (-3))	Shallow	7-17	Dibromomethane	9/6/2011 10:10	ug/L	5	U
GL-08S (GL-08 (-3))	Shallow	7-17	Diethylphthalate	9/6/2011 10:10	ug/L	7.5	U
GL-08S (GL-08 (-3))	Shallow	7-17	Dimethylphthalate	9/6/2011 10:10	ug/L	7.5	U
GL-08S (GL-08 (-3))	Shallow	7-17	Di-n-Butylphthalate	9/6/2011 10:10	ug/L	2.8	U
GL-08S (GL-08 (-3))	Shallow	7-17	Di-n-Octylphthalate	9/6/2011 10:10	ug/L	7.5	U
GL-08S (GL-08 (-3))	Shallow	7-17	Ethylbenzene	9/6/2011 10:10	ug/L	30	
GL-08S (GL-08 (-3))	Shallow	7-17	Fluoranthene	9/6/2011 10:10	ug/L	9.9	
GL-08S (GL-08 (-3))	Shallow	7-17	Fluoranthene	9/6/2011 10:10	ug/L	8.3	
GL-08S (GL-08 (-3))	Shallow	7-17	Fluorene	9/6/2011 10:10	ug/L	81.1	
GL-08S (GL-08 (-3))	Shallow	7-17	Fluorene	9/6/2011 10:10	ug/L	44.8	
GL-08S (GL-08 (-3))	Shallow	7-17	Hardness	9/6/2011 10:10	mg/L	146	
GL-08S (GL-08 (-3))	Shallow	7-17	Hexachlorobenzene	9/6/2011 10:10	ug/L	2.8	U
GL-08S (GL-08 (-3))	Shallow	7-17	Hexachlorobutadiene	9/6/2011 10:10	ug/L	2.8	U
GL-08S (GL-08 (-3))	Shallow	7-17	Hexachlorocyclopentadiene	9/6/2011 10:10	ug/L	7.5	U
GL-08S (GL-08 (-3))	Shallow	7-17	Hexachloroethane	9/6/2011 10:10	ug/L	2.8	U
GL-08S (GL-08 (-3))	Shallow	7-17	Indeno(1 2 3-cd)pyrene	9/6/2011 10:10	ug/L	1.4	U
GL-08S (GL-08 (-3))	Shallow	7-17	Indeno(1 2 3-cd)pyrene	9/6/2011 10:10	ug/L	0.094	U
GL-08S (GL-08 (-3))	Shallow	7-17	Iodomethane	9/6/2011 10:10	ug/L	5	U
GL-08S (GL-08 (-3))	Shallow	7-17	Iron Total	9/6/2011 10:10	mg/L	0.072	
GL-08S (GL-08 (-3))	Shallow	7-17	Isophorone	9/6/2011 10:10	ug/L	2.8	U
GL-08S (GL-08 (-3))	Shallow	7-17	Lead Total	9/6/2011 10:10	mg/L	0.0022	U
GL-08S (GL-08 (-3))	Shallow	7-17	Magnesium Total	9/6/2011 10:10	mg/L	0.11	U
GL-08S (GL-08 (-3))	Shallow	7-17	Manganese Total	9/6/2011 10:10	mg/L	0.0056	U
GL-08S (GL-08 (-3))	Shallow	7-17	Mercury Total	9/6/2011 10:10	mg/L	0.00012	J
GL-08S (GL-08 (-3))	Shallow	7-17	Methylene Chloride	9/6/2011 10:10	ug/L	5.9	
GL-08S (GL-08 (-3))	Shallow	7-17	mp-Cresol	9/6/2011 10:10	ug/L	96.8	
GL-08S (GL-08 (-3))	Shallow	7-17	Naphthalene	9/6/2011 10:10	ug/L	3430	
GL-08S (GL-08 (-3))	Shallow	7-17	Naphthalene	9/6/2011 10:10	ug/L	329	
GL-08S (GL-08 (-3))	Shallow	7-17	Nickel Total	9/6/2011 10:10	mg/L	0.0056	J
GL-08S (GL-08 (-3))	Shallow	7-17	Nitrate-N	9/6/2011 10:10	mg/L	0.5	U
GL-08S (GL-08 (-3))	Shallow	7-17	Nitrobenzene	9/6/2011 10:10	ug/L	2.8	U
GL-08S (GL-08 (-3))	Shallow	7-17	N-Nitroso-di-n-propylamine	9/6/2011 10:10	ug/L	2.8	U
GL-08S (GL-08 (-3))	Shallow	7-17	N-Nitrosodiphenylamine	9/6/2011 10:10	ug/L	2.8	U
GL-08S (GL-08 (-3))	Shallow	7-17	o-Cresol	9/6/2011 10:10	ug/L	34.8	
GL-08S (GL-08 (-3))	Shallow	7-17	Pentachlorophenol	9/6/2011 10:10	ug/L	15.1	U
GL-08S (GL-08 (-3))	Shallow	7-17	pH	9/6/2011 10:10	pH_Units	10.83	
GL-08S (GL-08 (-3))	Shallow	7-17	Phenanthrene	9/6/2011 10:10	ug/L	89.4	
GL-08S (GL-08 (-3))	Shallow	7-17	Phenanthrene	9/6/2011 10:10	ug/L	32.3	
GL-08S (GL-08 (-3))	Shallow	7-17	Phenol	9/6/2011 10:10	ug/L	55.4	

Parcel A11 Historical Well Data (ARM Monitoring Wells)
Former Sparrows Point Steel Mill
Sparrows Point, Maryland

Well ID (<i>alt.</i>)	Zone	Screen Interval (feet bgs)	Chemical Analyte	Sample Date/Time	Units	Result	
GL-08S (GL-08 (-3))	Shallow	7-17	Potassium Total	9/6/2011 10:10	mg/L	64.4	
GL-08S (GL-08 (-3))	Shallow	7-17	Pyrene	9/6/2011 10:10	ug/L	5.1	
GL-08S (GL-08 (-3))	Shallow	7-17	Pyrene	9/6/2011 10:10	ug/L	4.7	
GL-08S (GL-08 (-3))	Shallow	7-17	Selenium Total	9/6/2011 10:10	mg/L	0.023	
GL-08S (GL-08 (-3))	Shallow	7-17	Silver Total	9/6/2011 10:10	mg/L	0.0022	U
GL-08S (GL-08 (-3))	Shallow	7-17	Sodium Total	9/6/2011 10:10	mg/L	90	
GL-08S (GL-08 (-3))	Shallow	7-17	Specific Conductance	9/6/2011 10:10	umhos/cm	1400	
GL-08S (GL-08 (-3))	Shallow	7-17	Styrene	9/6/2011 10:10	ug/L	7.7	
GL-08S (GL-08 (-3))	Shallow	7-17	Sulfate	9/6/2011 10:10	mg/L	338	
GL-08S (GL-08 (-3))	Shallow	7-17	Tetrachloroethene	9/6/2011 10:10	ug/L	2.2	J
GL-08S (GL-08 (-3))	Shallow	7-17	Thallium Total	9/6/2011 10:10	mg/L	0.001	U
GL-08S (GL-08 (-3))	Shallow	7-17	Toluene	9/6/2011 10:10	ug/L	1200	
GL-08S (GL-08 (-3))	Shallow	7-17	Total Dissolved Solids	9/6/2011 10:10	mg/L	950	
GL-08S (GL-08 (-3))	Shallow	7-17	trans-1 2-Dichloroethene	9/6/2011 10:10	ug/L	5	U
GL-08S (GL-08 (-3))	Shallow	7-17	trans-1 3-Dichloropropene	9/6/2011 10:10	ug/L	5	U
GL-08S (GL-08 (-3))	Shallow	7-17	trans-1 4-Dichloro-2-butene	9/6/2011 10:10	ug/L	15	U
GL-08S (GL-08 (-3))	Shallow	7-17	Trichloroethene	9/6/2011 10:10	ug/L	5	U
GL-08S (GL-08 (-3))	Shallow	7-17	Trichlorofluoromethane	9/6/2011 10:10	ug/L	5	U
GL-08S (GL-08 (-3))	Shallow	7-17	Turbidity	9/6/2011 10:10	NTU	0.78	
GL-08S (GL-08 (-3))	Shallow	7-17	Vanadium Total	9/6/2011 10:10	mg/L	0.044	
GL-08S (GL-08 (-3))	Shallow	7-17	Vinyl Acetate	9/6/2011 10:10	ug/L	25	U
GL-08S (GL-08 (-3))	Shallow	7-17	Vinyl Chloride	9/6/2011 10:10	ug/L	5	U
GL-08S (GL-08 (-3))	Shallow	7-17	Zinc Total	9/6/2011 10:10	mg/L	0.0022	J
GL-09S (GL-09 (-2))	Shallow	5.8-15.8	1 1 1 2-Tetrachloroethane	9/7/2011 9:30	ug/L	1	U
GL-09S (GL-09 (-2))	Shallow	5.8-15.8	1 1 1-Trichloroethane	9/7/2011 9:30	ug/L	1	U
GL-09S (GL-09 (-2))	Shallow	5.8-15.8	1 1 2 2-Tetrachloroethane	9/7/2011 9:30	ug/L	1	U
GL-09S (GL-09 (-2))	Shallow	5.8-15.8	1 1 2-Trichloroethane	9/7/2011 9:30	ug/L	1	U
GL-09S (GL-09 (-2))	Shallow	5.8-15.8	1 1-Dichloroethane	9/7/2011 9:30	ug/L	1	U
GL-09S (GL-09 (-2))	Shallow	5.8-15.8	1 1-Dichloroethene	9/7/2011 9:30	ug/L	1	U
GL-09S (GL-09 (-2))	Shallow	5.8-15.8	1 2 3-Trichloropropane	9/7/2011 9:30	ug/L	2	U
GL-09S (GL-09 (-2))	Shallow	5.8-15.8	1 2 4-Trichlorobenzene	9/7/2011 9:30	ug/L	2.8	U
GL-09S (GL-09 (-2))	Shallow	5.8-15.8	1 2-Dibromo-3-chloropropane	9/7/2011 9:30	ug/L	0.02	U
GL-09S (GL-09 (-2))	Shallow	5.8-15.8	1 2-Dibromoethane	9/7/2011 9:30	ug/L	0.02	U
GL-09S (GL-09 (-2))	Shallow	5.8-15.8	1 2-Dichlorobenzene	9/7/2011 9:30	ug/L	1	U
GL-09S (GL-09 (-2))	Shallow	5.8-15.8	1 2-Dichlorobenzene	9/7/2011 9:30	ug/L	2.8	U
GL-09S (GL-09 (-2))	Shallow	5.8-15.8	1 2-Dichloroethane	9/7/2011 9:30	ug/L	1	U
GL-09S (GL-09 (-2))	Shallow	5.8-15.8	1 2-Dichloropropane	9/7/2011 9:30	ug/L	1	U
GL-09S (GL-09 (-2))	Shallow	5.8-15.8	1 3-Dichlorobenzene	9/7/2011 9:30	ug/L	2.8	U
GL-09S (GL-09 (-2))	Shallow	5.8-15.8	1 4-Dichlorobenzene	9/7/2011 9:30	ug/L	1	U
GL-09S (GL-09 (-2))	Shallow	5.8-15.8	1 4-Dichlorobenzene	9/7/2011 9:30	ug/L	2.8	U
GL-09S (GL-09 (-2))	Shallow	5.8-15.8	2 4 5-Trichlorophenol	9/7/2011 9:30	ug/L	7.5	U
GL-09S (GL-09 (-2))	Shallow	5.8-15.8	2 4 6-Trichlorophenol	9/7/2011 9:30	ug/L	0.52	J
GL-09S (GL-09 (-2))	Shallow	5.8-15.8	2 4-Dichlorophenol	9/7/2011 9:30	ug/L	7.5	U
GL-09S (GL-09 (-2))	Shallow	5.8-15.8	2 4-Dimethylphenol	9/7/2011 9:30	ug/L	47.5	
GL-09S (GL-09 (-2))	Shallow	5.8-15.8	2 4-Dinitrophenol	9/7/2011 9:30	ug/L	15.1	U
GL-09S (GL-09 (-2))	Shallow	5.8-15.8	2 4-Dinitrotoluene	9/7/2011 9:30	ug/L	2.8	U
GL-09S (GL-09 (-2))	Shallow	5.8-15.8	2 6-Dinitrotoluene	9/7/2011 9:30	ug/L	2.8	U
GL-09S (GL-09 (-2))	Shallow	5.8-15.8	2-Butanone	9/7/2011 9:30	ug/L	13.6	
GL-09S (GL-09 (-2))	Shallow	5.8-15.8	2-Chloronaphthalene	9/7/2011 9:30	ug/L	2.8	U
GL-09S (GL-09 (-2))	Shallow	5.8-15.8	2-Chlorophenol	9/7/2011 9:30	ug/L	7.5	U
GL-09S (GL-09 (-2))	Shallow	5.8-15.8	2-Hexanone	9/7/2011 9:30	ug/L	5	U
GL-09S (GL-09 (-2))	Shallow	5.8-15.8	2-Methyl-4 6-dinitrophenol	9/7/2011 9:30	ug/L	7.5	U
GL-09S (GL-09 (-2))	Shallow	5.8-15.8	2-Methylnaphthalene	9/7/2011 9:30	ug/L	4.8	
GL-09S (GL-09 (-2))	Shallow	5.8-15.8	2-Nitroaniline	9/7/2011 9:30	ug/L	2.8	U
GL-09S (GL-09 (-2))	Shallow	5.8-15.8	2-Nitrophenol	9/7/2011 9:30	ug/L	7.5	U
GL-09S (GL-09 (-2))	Shallow	5.8-15.8	3 3-Dichlorobenzidine	9/7/2011 9:30	ug/L	15.1	U
GL-09S (GL-09 (-2))	Shallow	5.8-15.8	3-Nitroaniline	9/7/2011 9:30	ug/L	2.8	U
GL-09S (GL-09 (-2))	Shallow	5.8-15.8	4-Bromophenyl-phenylether	9/7/2011 9:30	ug/L	2.8	U
GL-09S (GL-09 (-2))	Shallow	5.8-15.8	4-Chloro-3-methylphenol	9/7/2011 9:30	ug/L	7.5	U

Parcel A11 Historical Well Data (ARM Monitoring Wells)
Former Sparrows Point Steel Mill
Sparrows Point, Maryland

Well ID (<i>alt.</i>)	Zone	Screen Interval (feet bgs)	Chemical Analyte	Sample Date/Time	Units	Result	
GL-09S (GL-09 (-2))	Shallow	5.8-15.8	4-Chloroaniline	9/7/2011 9:30	ug/L	2.8	U
GL-09S (GL-09 (-2))	Shallow	5.8-15.8	4-Chlorophenyl-phenylether	9/7/2011 9:30	ug/L	2.8	U
GL-09S (GL-09 (-2))	Shallow	5.8-15.8	4-Methyl-2-Pentanone(MIBK)	9/7/2011 9:30	ug/L	5	U
GL-09S (GL-09 (-2))	Shallow	5.8-15.8	4-Nitroaniline	9/7/2011 9:30	ug/L	2.8	U
GL-09S (GL-09 (-2))	Shallow	5.8-15.8	4-Nitrophenol	9/7/2011 9:30	ug/L	7.5	U
GL-09S (GL-09 (-2))	Shallow	5.8-15.8	Acenaphthene	9/7/2011 9:30	ug/L	2.7	
GL-09S (GL-09 (-2))	Shallow	5.8-15.8	Acenaphthene	9/7/2011 9:30	ug/L	0.98	
GL-09S (GL-09 (-2))	Shallow	5.8-15.8	Acenaphthylene	9/7/2011 9:30	ug/L	1.4	U
GL-09S (GL-09 (-2))	Shallow	5.8-15.8	Acenaphthylene	9/7/2011 9:30	ug/L	0.094	U
GL-09S (GL-09 (-2))	Shallow	5.8-15.8	Acetone	9/7/2011 9:30	ug/L	93.2	
GL-09S (GL-09 (-2))	Shallow	5.8-15.8	Acrylonitrile	9/7/2011 9:30	ug/L	5	U
GL-09S (GL-09 (-2))	Shallow	5.8-15.8	Alkalinity Total	9/7/2011 9:30	mg/L	342	
GL-09S (GL-09 (-2))	Shallow	5.8-15.8	Ammonia-N	9/7/2011 9:30	mg/L	192	
GL-09S (GL-09 (-2))	Shallow	5.8-15.8	Anthracene	9/7/2011 9:30	ug/L	0.95	J
GL-09S (GL-09 (-2))	Shallow	5.8-15.8	Anthracene	9/7/2011 9:30	ug/L	0.94	
GL-09S (GL-09 (-2))	Shallow	5.8-15.8	Antimony Total	9/7/2011 9:30	mg/L	0.0022	U
GL-09S (GL-09 (-2))	Shallow	5.8-15.8	Arsenic Total	9/7/2011 9:30	mg/L	0.015	
GL-09S (GL-09 (-2))	Shallow	5.8-15.8	Barium Total	9/7/2011 9:30	mg/L	0.065	
GL-09S (GL-09 (-2))	Shallow	5.8-15.8	Benzene	9/7/2011 9:30	ug/L	1.5	
GL-09S (GL-09 (-2))	Shallow	5.8-15.8	Benzo(a)anthracene	9/7/2011 9:30	ug/L	0.39	J
GL-09S (GL-09 (-2))	Shallow	5.8-15.8	Benzo(a)anthracene	9/7/2011 9:30	ug/L	0.21	
GL-09S (GL-09 (-2))	Shallow	5.8-15.8	Benzo(a)pyrene	9/7/2011 9:30	ug/L	1.4	U
GL-09S (GL-09 (-2))	Shallow	5.8-15.8	Benzo(a)pyrene	9/7/2011 9:30	ug/L	0.094	U
GL-09S (GL-09 (-2))	Shallow	5.8-15.8	Benzo(b)fluoranthene	9/7/2011 9:30	ug/L	1.4	U
GL-09S (GL-09 (-2))	Shallow	5.8-15.8	Benzo(b)fluoranthene	9/7/2011 9:30	ug/L	0.094	U
GL-09S (GL-09 (-2))	Shallow	5.8-15.8	Benzo(g h i)perylene	9/7/2011 9:30	ug/L	1.4	U
GL-09S (GL-09 (-2))	Shallow	5.8-15.8	Benzo(g h i)perylene	9/7/2011 9:30	ug/L	0.094	U
GL-09S (GL-09 (-2))	Shallow	5.8-15.8	Benzo(k)fluoranthene	9/7/2011 9:30	ug/L	1.4	U
GL-09S (GL-09 (-2))	Shallow	5.8-15.8	Benzo(k)fluoranthene	9/7/2011 9:30	ug/L	0.094	U
GL-09S (GL-09 (-2))	Shallow	5.8-15.8	Beryllium Total	9/7/2011 9:30	mg/L	0.001	U
GL-09S (GL-09 (-2))	Shallow	5.8-15.8	bis(2-Chloroethoxy)methane	9/7/2011 9:30	ug/L	2.8	U
GL-09S (GL-09 (-2))	Shallow	5.8-15.8	bis(2-Chloroethyl)ether	9/7/2011 9:30	ug/L	0.57	J
GL-09S (GL-09 (-2))	Shallow	5.8-15.8	bis(2-Chloroisopropyl)ether	9/7/2011 9:30	ug/L	2.8	U
GL-09S (GL-09 (-2))	Shallow	5.8-15.8	bis(2-Ethylhexyl)phthalate	9/7/2011 9:30	ug/L	1.1	J
GL-09S (GL-09 (-2))	Shallow	5.8-15.8	Bromochloromethane	9/7/2011 9:30	ug/L	1	U
GL-09S (GL-09 (-2))	Shallow	5.8-15.8	Bromodichloromethane	9/7/2011 9:30	ug/L	1	U
GL-09S (GL-09 (-2))	Shallow	5.8-15.8	Bromoform	9/7/2011 9:30	ug/L	1	U
GL-09S (GL-09 (-2))	Shallow	5.8-15.8	Bromomethane	9/7/2011 9:30	ug/L	1	U
GL-09S (GL-09 (-2))	Shallow	5.8-15.8	Butylbenzylphthalate	9/7/2011 9:30	ug/L	2.8	U
GL-09S (GL-09 (-2))	Shallow	5.8-15.8	Cadmium Total	9/7/2011 9:30	mg/L	0.00064	J
GL-09S (GL-09 (-2))	Shallow	5.8-15.8	Calcium Total	9/7/2011 9:30	mg/L	266	
GL-09S (GL-09 (-2))	Shallow	5.8-15.8	Carbazole	9/7/2011 9:30	ug/L	6.1	
GL-09S (GL-09 (-2))	Shallow	5.8-15.8	Carbon Disulfide	9/7/2011 9:30	ug/L	1.4	
GL-09S (GL-09 (-2))	Shallow	5.8-15.8	Carbon Tetrachloride	9/7/2011 9:30	ug/L	1	U
GL-09S (GL-09 (-2))	Shallow	5.8-15.8	Chemical Oxygen Demand (COD)	9/7/2011 9:30	mg/L	407	
GL-09S (GL-09 (-2))	Shallow	5.8-15.8	Chloride	9/7/2011 9:30	mg/L	451	
GL-09S (GL-09 (-2))	Shallow	5.8-15.8	Chlorobenzene	9/7/2011 9:30	ug/L	1	U
GL-09S (GL-09 (-2))	Shallow	5.8-15.8	Chlorodibromomethane	9/7/2011 9:30	ug/L	1	U
GL-09S (GL-09 (-2))	Shallow	5.8-15.8	Chloroethane	9/7/2011 9:30	ug/L	1	U
GL-09S (GL-09 (-2))	Shallow	5.8-15.8	Chloroform	9/7/2011 9:30	ug/L	1	U
GL-09S (GL-09 (-2))	Shallow	5.8-15.8	Chloromethane	9/7/2011 9:30	ug/L	1	U
GL-09S (GL-09 (-2))	Shallow	5.8-15.8	Chromium Total	9/7/2011 9:30	mg/L	0.0085	
GL-09S (GL-09 (-2))	Shallow	5.8-15.8	Chrysene	9/7/2011 9:30	ug/L	0.33	J
GL-09S (GL-09 (-2))	Shallow	5.8-15.8	Chrysene	9/7/2011 9:30	ug/L	0.26	
GL-09S (GL-09 (-2))	Shallow	5.8-15.8	cis-1 2-Dichloroethene	9/7/2011 9:30	ug/L	1	U
GL-09S (GL-09 (-2))	Shallow	5.8-15.8	cis-1 3-Dichloropropene	9/7/2011 9:30	ug/L	1	U
GL-09S (GL-09 (-2))	Shallow	5.8-15.8	Cobalt Total	9/7/2011 9:30	mg/L	0.0023	J
GL-09S (GL-09 (-2))	Shallow	5.8-15.8	Copper Total	9/7/2011 9:30	mg/L	0.033	
GL-09S (GL-09 (-2))	Shallow	5.8-15.8	Dibenzo(a h)anthracene	9/7/2011 9:30	ug/L	1.9	U

Parcel A11 Historical Well Data (ARM Monitoring Wells)
Former Sparrows Point Steel Mill
Sparrows Point, Maryland

Well ID (<i>alt.</i>)	Zone	Screen Interval (feet bgs)	Chemical Analyte	Sample Date/Time	Units	Result	
GL-09S (GL-09 (-2))	Shallow	5.8-15.8	Dibenzo(a h)anthracene	9/7/2011 9:30	ug/L	0.066	U
GL-09S (GL-09 (-2))	Shallow	5.8-15.8	Dibenzofuran	9/7/2011 9:30	ug/L	2.5	J
GL-09S (GL-09 (-2))	Shallow	5.8-15.8	Dibromomethane	9/7/2011 9:30	ug/L	1	U
GL-09S (GL-09 (-2))	Shallow	5.8-15.8	Diethylphthalate	9/7/2011 9:30	ug/L	7.5	U
GL-09S (GL-09 (-2))	Shallow	5.8-15.8	Dimethylphthalate	9/7/2011 9:30	ug/L	7.5	U
GL-09S (GL-09 (-2))	Shallow	5.8-15.8	Di-n-Butylphthalate	9/7/2011 9:30	ug/L	2.8	U
GL-09S (GL-09 (-2))	Shallow	5.8-15.8	Di-n-Octylphthalate	9/7/2011 9:30	ug/L	7.5	U
GL-09S (GL-09 (-2))	Shallow	5.8-15.8	Ethylbenzene	9/7/2011 9:30	ug/L	0.39	J
GL-09S (GL-09 (-2))	Shallow	5.8-15.8	Fluoranthene	9/7/2011 9:30	ug/L	0.87	J
GL-09S (GL-09 (-2))	Shallow	5.8-15.8	Fluoranthene	9/7/2011 9:30	ug/L	0.73	
GL-09S (GL-09 (-2))	Shallow	5.8-15.8	Fluorene	9/7/2011 9:30	ug/L	2.9	
GL-09S (GL-09 (-2))	Shallow	5.8-15.8	Fluorene	9/7/2011 9:30	ug/L	0.9	
GL-09S (GL-09 (-2))	Shallow	5.8-15.8	Hardness	9/7/2011 9:30	mg/L	582	
GL-09S (GL-09 (-2))	Shallow	5.8-15.8	Hexachlorobenzene	9/7/2011 9:30	ug/L	2.8	U
GL-09S (GL-09 (-2))	Shallow	5.8-15.8	Hexachlorobutadiene	9/7/2011 9:30	ug/L	2.8	U
GL-09S (GL-09 (-2))	Shallow	5.8-15.8	Hexachlorocyclopentadiene	9/7/2011 9:30	ug/L	7.5	U
GL-09S (GL-09 (-2))	Shallow	5.8-15.8	Hexachloroethane	9/7/2011 9:30	ug/L	2.8	U
GL-09S (GL-09 (-2))	Shallow	5.8-15.8	Indeno(1 2 3-cd)pyrene	9/7/2011 9:30	ug/L	1.4	U
GL-09S (GL-09 (-2))	Shallow	5.8-15.8	Indeno(1 2 3-cd)pyrene	9/7/2011 9:30	ug/L	0.094	U
GL-09S (GL-09 (-2))	Shallow	5.8-15.8	Iodomethane	9/7/2011 9:30	ug/L	1	U
GL-09S (GL-09 (-2))	Shallow	5.8-15.8	Iron Total	9/7/2011 9:30	mg/L	4.3	
GL-09S (GL-09 (-2))	Shallow	5.8-15.8	Isophorone	9/7/2011 9:30	ug/L	2.8	U
GL-09S (GL-09 (-2))	Shallow	5.8-15.8	Lead Total	9/7/2011 9:30	mg/L	0.0084	
GL-09S (GL-09 (-2))	Shallow	5.8-15.8	Magnesium Total	9/7/2011 9:30	mg/L	0.53	
GL-09S (GL-09 (-2))	Shallow	5.8-15.8	Manganese Total	9/7/2011 9:30	mg/L	0.13	
GL-09S (GL-09 (-2))	Shallow	5.8-15.8	Mercury Total	9/7/2011 9:30	mg/L	0.00022	U
GL-09S (GL-09 (-2))	Shallow	5.8-15.8	Methylene Chloride	9/7/2011 9:30	ug/L	1	U
GL-09S (GL-09 (-2))	Shallow	5.8-15.8	mp-Cresol	9/7/2011 9:30	ug/L	265	
GL-09S (GL-09 (-2))	Shallow	5.8-15.8	Naphthalene	9/7/2011 9:30	ug/L	39.8	
GL-09S (GL-09 (-2))	Shallow	5.8-15.8	Naphthalene	9/7/2011 9:30	ug/L	2.4	
GL-09S (GL-09 (-2))	Shallow	5.8-15.8	Nickel Total	9/7/2011 9:30	mg/L	0.012	
GL-09S (GL-09 (-2))	Shallow	5.8-15.8	Nitrate-N	9/7/2011 9:30	mg/L	0.5	U
GL-09S (GL-09 (-2))	Shallow	5.8-15.8	Nitrobenzene	9/7/2011 9:30	ug/L	2.8	U
GL-09S (GL-09 (-2))	Shallow	5.8-15.8	N-Nitroso-di-n-propylamine	9/7/2011 9:30	ug/L	2.8	U
GL-09S (GL-09 (-2))	Shallow	5.8-15.8	N-Nitrosodiphenylamine	9/7/2011 9:30	ug/L	2.8	U
GL-09S (GL-09 (-2))	Shallow	5.8-15.8	o-Cresol	9/7/2011 9:30	ug/L	30.8	
GL-09S (GL-09 (-2))	Shallow	5.8-15.8	Pentachlorophenol	9/7/2011 9:30	ug/L	15.1	U
GL-09S (GL-09 (-2))	Shallow	5.8-15.8	pH	9/7/2011 9:30	pH_Units	10.1	
GL-09S (GL-09 (-2))	Shallow	5.8-15.8	Phenanthrene	9/7/2011 9:30	ug/L	3.9	
GL-09S (GL-09 (-2))	Shallow	5.8-15.8	Phenanthrene	9/7/2011 9:30	ug/L	3.9	
GL-09S (GL-09 (-2))	Shallow	5.8-15.8	Phenol	9/7/2011 9:30	ug/L	206	
GL-09S (GL-09 (-2))	Shallow	5.8-15.8	Potassium Total	9/7/2011 9:30	mg/L	76.2	
GL-09S (GL-09 (-2))	Shallow	5.8-15.8	Pyrene	9/7/2011 9:30	ug/L	0.68	J
GL-09S (GL-09 (-2))	Shallow	5.8-15.8	Pyrene	9/7/2011 9:30	ug/L	0.57	
GL-09S (GL-09 (-2))	Shallow	5.8-15.8	Selenium Total	9/7/2011 9:30	mg/L	0.0088	
GL-09S (GL-09 (-2))	Shallow	5.8-15.8	Silver Total	9/7/2011 9:30	mg/L	0.0022	U
GL-09S (GL-09 (-2))	Shallow	5.8-15.8	Sodium Total	9/7/2011 9:30	mg/L	281	
GL-09S (GL-09 (-2))	Shallow	5.8-15.8	Specific Conductance	9/7/2011 9:30	umhos/cm	3170	
GL-09S (GL-09 (-2))	Shallow	5.8-15.8	Styrene	9/7/2011 9:30	ug/L	1	U
GL-09S (GL-09 (-2))	Shallow	5.8-15.8	Sulfate	9/7/2011 9:30	mg/L	607	
GL-09S (GL-09 (-2))	Shallow	5.8-15.8	Tetrachloroethene	9/7/2011 9:30	ug/L	1	U
GL-09S (GL-09 (-2))	Shallow	5.8-15.8	Thallium Total	9/7/2011 9:30	mg/L	0.001	U
GL-09S (GL-09 (-2))	Shallow	5.8-15.8	Toluene	9/7/2011 9:30	ug/L	4.4	
GL-09S (GL-09 (-2))	Shallow	5.8-15.8	Total Dissolved Solids	9/7/2011 9:30	mg/L	1960	
GL-09S (GL-09 (-2))	Shallow	5.8-15.8	trans-1 2-Dichloroethene	9/7/2011 9:30	ug/L	1	U
GL-09S (GL-09 (-2))	Shallow	5.8-15.8	trans-1 3-Dichloropropene	9/7/2011 9:30	ug/L	1	U
GL-09S (GL-09 (-2))	Shallow	5.8-15.8	trans-1 4-Dichloro-2-butene	9/7/2011 9:30	ug/L	3	U
GL-09S (GL-09 (-2))	Shallow	5.8-15.8	Trichloroethene	9/7/2011 9:30	ug/L	1	U
GL-09S (GL-09 (-2))	Shallow	5.8-15.8	Trichlorofluoromethane	9/7/2011 9:30	ug/L	1	U

Parcel A11 Historical Well Data (ARM Monitoring Wells)
Former Sparrows Point Steel Mill
Sparrows Point, Maryland

Well ID (<i>alt.</i>)	Zone	Screen Interval (feet bgs)	Chemical Analyte	Sample Date/Time	Units	Result	
GL-09S (GL-09 (-2))	Shallow	5.8-15.8	Turbidity	9/7/2011 9:30	NTU	24.8	
GL-09S (GL-09 (-2))	Shallow	5.8-15.8	Vanadium Total	9/7/2011 9:30	mg/L	0.022	
GL-09S (GL-09 (-2))	Shallow	5.8-15.8	Vinyl Acetate	9/7/2011 9:30	ug/L	5	U
GL-09S (GL-09 (-2))	Shallow	5.8-15.8	Vinyl Chloride	9/7/2011 9:30	ug/L	1	U
GL-09S (GL-09 (-2))	Shallow	5.8-15.8	Zinc Total	9/7/2011 9:30	mg/L	0.03	
GL-18S (GL-18 (-3))	Shallow	10-20	1 1 1 2-Tetrachloroethane	9/6/2011 11:30	ug/L	5	U
GL-18S (GL-18 (-3))	Shallow	10-20	1 1 1-Trichloroethane	9/6/2011 11:30	ug/L	5	U
GL-18S (GL-18 (-3))	Shallow	10-20	1 1 2 2-Tetrachloroethane	9/6/2011 11:30	ug/L	5	U
GL-18S (GL-18 (-3))	Shallow	10-20	1 1 2-Trichloroethane	9/6/2011 11:30	ug/L	5	U
GL-18S (GL-18 (-3))	Shallow	10-20	1 1-Dichloroethane	9/6/2011 11:30	ug/L	39	
GL-18S (GL-18 (-3))	Shallow	10-20	1 1-Dichloroethene	9/6/2011 11:30	ug/L	5	U
GL-18S (GL-18 (-3))	Shallow	10-20	1 2 3-Trichloropropane	9/6/2011 11:30	ug/L	10	U
GL-18S (GL-18 (-3))	Shallow	10-20	1 2 4-Trichlorobenzene	9/6/2011 11:30	ug/L	2.8	U
GL-18S (GL-18 (-3))	Shallow	10-20	1 2-Dibromo-3-chloropropane	9/6/2011 11:30	ug/L	0.021	U
GL-18S (GL-18 (-3))	Shallow	10-20	1 2-Dibromoethane	9/6/2011 11:30	ug/L	0.021	U
GL-18S (GL-18 (-3))	Shallow	10-20	1 2-Dichlorobenzene	9/6/2011 11:30	ug/L	5	U
GL-18S (GL-18 (-3))	Shallow	10-20	1 2-Dichlorobenzene	9/6/2011 11:30	ug/L	2.8	U
GL-18S (GL-18 (-3))	Shallow	10-20	1 2-Dichloroethane	9/6/2011 11:30	ug/L	5	U
GL-18S (GL-18 (-3))	Shallow	10-20	1 2-Dichloropropane	9/6/2011 11:30	ug/L	5	U
GL-18S (GL-18 (-3))	Shallow	10-20	1 3-Dichlorobenzene	9/6/2011 11:30	ug/L	2.8	U
GL-18S (GL-18 (-3))	Shallow	10-20	1 4-Dichlorobenzene	9/6/2011 11:30	ug/L	5	U
GL-18S (GL-18 (-3))	Shallow	10-20	1 4-Dichlorobenzene	9/6/2011 11:30	ug/L	2.8	U
GL-18S (GL-18 (-3))	Shallow	10-20	2 4 5-Trichlorophenol	9/6/2011 11:30	ug/L	7.5	U
GL-18S (GL-18 (-3))	Shallow	10-20	2 4 6-Trichlorophenol	9/6/2011 11:30	ug/L	7.5	U
GL-18S (GL-18 (-3))	Shallow	10-20	2 4-Dichlorophenol	9/6/2011 11:30	ug/L	7.5	U
GL-18S (GL-18 (-3))	Shallow	10-20	2 4-Dimethylphenol	9/6/2011 11:30	ug/L	1040	
GL-18S (GL-18 (-3))	Shallow	10-20	2 4-Dinitrophenol	9/6/2011 11:30	ug/L	15.1	U
GL-18S (GL-18 (-3))	Shallow	10-20	2 4-Dinitrotoluene	9/6/2011 11:30	ug/L	2.8	U
GL-18S (GL-18 (-3))	Shallow	10-20	2 6-Dinitrotoluene	9/6/2011 11:30	ug/L	2.8	U
GL-18S (GL-18 (-3))	Shallow	10-20	2-Butanone	9/6/2011 11:30	ug/L	50	U
GL-18S (GL-18 (-3))	Shallow	10-20	2-Chloronaphthalene	9/6/2011 11:30	ug/L	2.8	U
GL-18S (GL-18 (-3))	Shallow	10-20	2-Chlorophenol	9/6/2011 11:30	ug/L	1.4	J
GL-18S (GL-18 (-3))	Shallow	10-20	2-Hexanone	9/6/2011 11:30	ug/L	25	U
GL-18S (GL-18 (-3))	Shallow	10-20	2-Methyl-4 6-dinitrophenol	9/6/2011 11:30	ug/L	7.5	U
GL-18S (GL-18 (-3))	Shallow	10-20	2-Methylnaphthalene	9/6/2011 11:30	ug/L	36.4	
GL-18S (GL-18 (-3))	Shallow	10-20	2-Nitroaniline	9/6/2011 11:30	ug/L	2.8	U
GL-18S (GL-18 (-3))	Shallow	10-20	2-Nitrophenol	9/6/2011 11:30	ug/L	7.5	U
GL-18S (GL-18 (-3))	Shallow	10-20	3 3-Dichlorobenzidine	9/6/2011 11:30	ug/L	15.1	U
GL-18S (GL-18 (-3))	Shallow	10-20	3-Nitroaniline	9/6/2011 11:30	ug/L	2.8	U
GL-18S (GL-18 (-3))	Shallow	10-20	4-Bromophenyl-phenylether	9/6/2011 11:30	ug/L	2.8	U
GL-18S (GL-18 (-3))	Shallow	10-20	4-Chloro-3-methylphenol	9/6/2011 11:30	ug/L	7.5	U
GL-18S (GL-18 (-3))	Shallow	10-20	4-Chloroaniline	9/6/2011 11:30	ug/L	28.3	U
GL-18S (GL-18 (-3))	Shallow	10-20	4-Chlorophenyl-phenylether	9/6/2011 11:30	ug/L	2.8	U
GL-18S (GL-18 (-3))	Shallow	10-20	4-Methyl-2-Pentanone(MIBK)	9/6/2011 11:30	ug/L	25	U
GL-18S (GL-18 (-3))	Shallow	10-20	4-Nitroaniline	9/6/2011 11:30	ug/L	2.8	U
GL-18S (GL-18 (-3))	Shallow	10-20	4-Nitrophenol	9/6/2011 11:30	ug/L	7.5	U
GL-18S (GL-18 (-3))	Shallow	10-20	Acenaphthene	9/6/2011 11:30	ug/L	6.1	
GL-18S (GL-18 (-3))	Shallow	10-20	Acenaphthene	9/6/2011 11:30	ug/L	2.5	
GL-18S (GL-18 (-3))	Shallow	10-20	Acenaphthylene	9/6/2011 11:30	ug/L	13.2	
GL-18S (GL-18 (-3))	Shallow	10-20	Acenaphthylene	9/6/2011 11:30	ug/L	4.5	
GL-18S (GL-18 (-3))	Shallow	10-20	Acetone	9/6/2011 11:30	ug/L	50	U
GL-18S (GL-18 (-3))	Shallow	10-20	Acrylonitrile	9/6/2011 11:30	ug/L	25	U
GL-18S (GL-18 (-3))	Shallow	10-20	Alkalinity Total	9/6/2011 11:30	mg/L	237	
GL-18S (GL-18 (-3))	Shallow	10-20	Ammonia-N	9/6/2011 11:30	mg/L	34.9	
GL-18S (GL-18 (-3))	Shallow	10-20	Anthracene	9/6/2011 11:30	ug/L	3.2	
GL-18S (GL-18 (-3))	Shallow	10-20	Anthracene	9/6/2011 11:30	ug/L	2.5	
GL-18S (GL-18 (-3))	Shallow	10-20	Antimony Total	9/6/2011 11:30	mg/L	0.0022	U
GL-18S (GL-18 (-3))	Shallow	10-20	Arsenic Total	9/6/2011 11:30	mg/L	0.0061	
GL-18S (GL-18 (-3))	Shallow	10-20	Barium Total	9/6/2011 11:30	mg/L	0.038	

Parcel A11 Historical Well Data (ARM Monitoring Wells)
Former Sparrows Point Steel Mill
Sparrows Point, Maryland

Well ID (<i>alt.</i>)	Zone	Screen Interval (feet bgs)	Chemical Analyte	Sample Date/Time	Units	Result	
GL-18S (GL-18 (-3))	Shallow	10-20	Benzene	9/6/2011 11:30	ug/L	1100	
GL-18S (GL-18 (-3))	Shallow	10-20	Benzo(a)anthracene	9/6/2011 11:30	ug/L	1.4	U
GL-18S (GL-18 (-3))	Shallow	10-20	Benzo(a)anthracene	9/6/2011 11:30	ug/L	0.066	J
GL-18S (GL-18 (-3))	Shallow	10-20	Benzo(a)pyrene	9/6/2011 11:30	ug/L	1.4	U
GL-18S (GL-18 (-3))	Shallow	10-20	Benzo(a)pyrene	9/6/2011 11:30	ug/L	0.094	U
GL-18S (GL-18 (-3))	Shallow	10-20	Benzo(b)fluoranthene	9/6/2011 11:30	ug/L	1.4	U
GL-18S (GL-18 (-3))	Shallow	10-20	Benzo(b)fluoranthene	9/6/2011 11:30	ug/L	0.094	U
GL-18S (GL-18 (-3))	Shallow	10-20	Benzo(g h i)perylene	9/6/2011 11:30	ug/L	1.4	U
GL-18S (GL-18 (-3))	Shallow	10-20	Benzo(g h i)perylene	9/6/2011 11:30	ug/L	0.094	U
GL-18S (GL-18 (-3))	Shallow	10-20	Benzo(k)fluoranthene	9/6/2011 11:30	ug/L	1.4	U
GL-18S (GL-18 (-3))	Shallow	10-20	Benzo(k)fluoranthene	9/6/2011 11:30	ug/L	0.094	U
GL-18S (GL-18 (-3))	Shallow	10-20	Beryllium Total	9/6/2011 11:30	mg/L	0.001	U
GL-18S (GL-18 (-3))	Shallow	10-20	bis(2-Chloroethoxy)methane	9/6/2011 11:30	ug/L	2.8	U
GL-18S (GL-18 (-3))	Shallow	10-20	bis(2-Chloroethyl)ether	9/6/2011 11:30	ug/L	2.8	U
GL-18S (GL-18 (-3))	Shallow	10-20	bis(2-Chloroisopropyl)ether	9/6/2011 11:30	ug/L	2.8	U
GL-18S (GL-18 (-3))	Shallow	10-20	bis(2-Ethylhexyl)phthalate	9/6/2011 11:30	ug/L	1.4	J
GL-18S (GL-18 (-3))	Shallow	10-20	Bromochloromethane	9/6/2011 11:30	ug/L	5	U
GL-18S (GL-18 (-3))	Shallow	10-20	Bromodichloromethane	9/6/2011 11:30	ug/L	5	U
GL-18S (GL-18 (-3))	Shallow	10-20	Bromoform	9/6/2011 11:30	ug/L	5	U
GL-18S (GL-18 (-3))	Shallow	10-20	Bromomethane	9/6/2011 11:30	ug/L	5	U
GL-18S (GL-18 (-3))	Shallow	10-20	Butylbenzylphthalate	9/6/2011 11:30	ug/L	2.8	U
GL-18S (GL-18 (-3))	Shallow	10-20	Cadmium Total	9/6/2011 11:30	mg/L	0.0011	U
GL-18S (GL-18 (-3))	Shallow	10-20	Calcium Total	9/6/2011 11:30	mg/L	317	
GL-18S (GL-18 (-3))	Shallow	10-20	Carbazole	9/6/2011 11:30	ug/L	194	
GL-18S (GL-18 (-3))	Shallow	10-20	Carbon Disulfide	9/6/2011 11:30	ug/L	1.5	J
GL-18S (GL-18 (-3))	Shallow	10-20	Carbon Tetrachloride	9/6/2011 11:30	ug/L	5	U
GL-18S (GL-18 (-3))	Shallow	10-20	Chemical Oxygen Demand (COD)	9/6/2011 11:30	mg/L	1180	
GL-18S (GL-18 (-3))	Shallow	10-20	Chloride	9/6/2011 11:30	mg/L	200	
GL-18S (GL-18 (-3))	Shallow	10-20	Chlorobenzene	9/6/2011 11:30	ug/L	5	U
GL-18S (GL-18 (-3))	Shallow	10-20	Chlorodibromomethane	9/6/2011 11:30	ug/L	5	U
GL-18S (GL-18 (-3))	Shallow	10-20	Chloroethane	9/6/2011 11:30	ug/L	5	U
GL-18S (GL-18 (-3))	Shallow	10-20	Chloroform	9/6/2011 11:30	ug/L	7.9	
GL-18S (GL-18 (-3))	Shallow	10-20	Chloromethane	9/6/2011 11:30	ug/L	5	U
GL-18S (GL-18 (-3))	Shallow	10-20	Chromium Total	9/6/2011 11:30	mg/L	0.0022	U
GL-18S (GL-18 (-3))	Shallow	10-20	Chrysene	9/6/2011 11:30	ug/L	1.4	U
GL-18S (GL-18 (-3))	Shallow	10-20	Chrysene	9/6/2011 11:30	ug/L	0.064	J
GL-18S (GL-18 (-3))	Shallow	10-20	cis-1 2-Dichloroethene	9/6/2011 11:30	ug/L	5.1	
GL-18S (GL-18 (-3))	Shallow	10-20	cis-1 3-Dichloropropene	9/6/2011 11:30	ug/L	5	U
GL-18S (GL-18 (-3))	Shallow	10-20	Cobalt Total	9/6/2011 11:30	mg/L	0.0056	U
GL-18S (GL-18 (-3))	Shallow	10-20	Copper Total	9/6/2011 11:30	mg/L	0.0056	U
GL-18S (GL-18 (-3))	Shallow	10-20	Dibenzo(a h)anthracene	9/6/2011 11:30	ug/L	1.9	U
GL-18S (GL-18 (-3))	Shallow	10-20	Dibenzo(a h)anthracene	9/6/2011 11:30	ug/L	0.066	U
GL-18S (GL-18 (-3))	Shallow	10-20	Dibenzofuran	9/6/2011 11:30	ug/L	7.3	
GL-18S (GL-18 (-3))	Shallow	10-20	Dibromomethane	9/6/2011 11:30	ug/L	5	U
GL-18S (GL-18 (-3))	Shallow	10-20	Diethylphthalate	9/6/2011 11:30	ug/L	7.5	U
GL-18S (GL-18 (-3))	Shallow	10-20	Dimethylphthalate	9/6/2011 11:30	ug/L	7.5	U
GL-18S (GL-18 (-3))	Shallow	10-20	Di-n-Butylphthalate	9/6/2011 11:30	ug/L	2.8	U
GL-18S (GL-18 (-3))	Shallow	10-20	Di-n-Octylphthalate	9/6/2011 11:30	ug/L	7.5	U
GL-18S (GL-18 (-3))	Shallow	10-20	Ethylbenzene	9/6/2011 11:30	ug/L	17.2	
GL-18S (GL-18 (-3))	Shallow	10-20	Fluoranthene	9/6/2011 11:30	ug/L	0.39	J
GL-18S (GL-18 (-3))	Shallow	10-20	Fluoranthene	9/6/2011 11:30	ug/L	0.18	
GL-18S (GL-18 (-3))	Shallow	10-20	Fluorene	9/6/2011 11:30	ug/L	6.7	
GL-18S (GL-18 (-3))	Shallow	10-20	Fluorene	9/6/2011 11:30	ug/L	2.6	
GL-18S (GL-18 (-3))	Shallow	10-20	Hardness	9/6/2011 11:30	mg/L	831	
GL-18S (GL-18 (-3))	Shallow	10-20	Hexachlorobenzene	9/6/2011 11:30	ug/L	2.8	U
GL-18S (GL-18 (-3))	Shallow	10-20	Hexachlorobutadiene	9/6/2011 11:30	ug/L	2.8	U
GL-18S (GL-18 (-3))	Shallow	10-20	Hexachlorocyclopentadiene	9/6/2011 11:30	ug/L	7.5	U
GL-18S (GL-18 (-3))	Shallow	10-20	Hexachloroethane	9/6/2011 11:30	ug/L	2.8	U
GL-18S (GL-18 (-3))	Shallow	10-20	Indeno(1 2 3-cd)pyrene	9/6/2011 11:30	ug/L	1.4	U

Parcel A11 Historical Well Data (ARM Monitoring Wells)
Former Sparrows Point Steel Mill
Sparrows Point, Maryland

Well ID (<i>alt.</i>)	Zone	Screen Interval (feet bgs)	Chemical Analyte	Sample Date/Time	Units	Result	
GL-18S (GL-18 (-3))	Shallow	10-20	Indeno(1 2 3-cd)pyrene	9/6/2011 11:30	ug/L	0.094	U
GL-18S (GL-18 (-3))	Shallow	10-20	Iodomethane	9/6/2011 11:30	ug/L	5	U
GL-18S (GL-18 (-3))	Shallow	10-20	Iron Total	9/6/2011 11:30	mg/L	0.23	
GL-18S (GL-18 (-3))	Shallow	10-20	Isophorone	9/6/2011 11:30	ug/L	2.8	U
GL-18S (GL-18 (-3))	Shallow	10-20	Lead Total	9/6/2011 11:30	mg/L	0.0022	U
GL-18S (GL-18 (-3))	Shallow	10-20	Magnesium Total	9/6/2011 11:30	mg/L	0.11	U
GL-18S (GL-18 (-3))	Shallow	10-20	Manganese Total	9/6/2011 11:30	mg/L	0.0056	U
GL-18S (GL-18 (-3))	Shallow	10-20	Mercury Total	9/6/2011 11:30	mg/L	0.00022	U
GL-18S (GL-18 (-3))	Shallow	10-20	Methylene Chloride	9/6/2011 11:30	ug/L	6	
GL-18S (GL-18 (-3))	Shallow	10-20	mp-Cresol	9/6/2011 11:30	ug/L	1280	
GL-18S (GL-18 (-3))	Shallow	10-20	Naphthalene	9/6/2011 11:30	ug/L	2860	
GL-18S (GL-18 (-3))	Shallow	10-20	Naphthalene	9/6/2011 11:30	ug/L	293	
GL-18S (GL-18 (-3))	Shallow	10-20	Nickel Total	9/6/2011 11:30	mg/L	0.015	
GL-18S (GL-18 (-3))	Shallow	10-20	Nitrate-N	9/6/2011 11:30	mg/L	0.5	U
GL-18S (GL-18 (-3))	Shallow	10-20	Nitrobenzene	9/6/2011 11:30	ug/L	2.8	U
GL-18S (GL-18 (-3))	Shallow	10-20	N-Nitroso-di-n-propylamine	9/6/2011 11:30	ug/L	2.8	U
GL-18S (GL-18 (-3))	Shallow	10-20	N-Nitrosodiphenylamine	9/6/2011 11:30	ug/L	2.1	J
GL-18S (GL-18 (-3))	Shallow	10-20	o-Cresol	9/6/2011 11:30	ug/L	636	
GL-18S (GL-18 (-3))	Shallow	10-20	Pentachlorophenol	9/6/2011 11:30	ug/L	15.1	U
GL-18S (GL-18 (-3))	Shallow	10-20	pH	9/6/2011 11:30	pH_Units	10.4	
GL-18S (GL-18 (-3))	Shallow	10-20	Phenanthrene	9/6/2011 11:30	ug/L	5.1	
GL-18S (GL-18 (-3))	Shallow	10-20	Phenanthrene	9/6/2011 11:30	ug/L	3.2	
GL-18S (GL-18 (-3))	Shallow	10-20	Phenol	9/6/2011 11:30	ug/L	648	
GL-18S (GL-18 (-3))	Shallow	10-20	Potassium Total	9/6/2011 11:30	mg/L	138	
GL-18S (GL-18 (-3))	Shallow	10-20	Pyrene	9/6/2011 11:30	ug/L	1.4	U
GL-18S (GL-18 (-3))	Shallow	10-20	Pyrene	9/6/2011 11:30	ug/L	0.36	
GL-18S (GL-18 (-3))	Shallow	10-20	Selenium Total	9/6/2011 11:30	mg/L	0.027	
GL-18S (GL-18 (-3))	Shallow	10-20	Silver Total	9/6/2011 11:30	mg/L	0.0022	U
GL-18S (GL-18 (-3))	Shallow	10-20	Sodium Total	9/6/2011 11:30	mg/L	167	
GL-18S (GL-18 (-3))	Shallow	10-20	Specific Conductance	9/6/2011 11:30	umhos/cm	2590	
GL-18S (GL-18 (-3))	Shallow	10-20	Styrene	9/6/2011 11:30	ug/L	6.7	
GL-18S (GL-18 (-3))	Shallow	10-20	Sulfate	9/6/2011 11:30	mg/L	954	
GL-18S (GL-18 (-3))	Shallow	10-20	Tetrachloroethene	9/6/2011 11:30	ug/L	5	U
GL-18S (GL-18 (-3))	Shallow	10-20	Thallium Total	9/6/2011 11:30	mg/L	0.001	U
GL-18S (GL-18 (-3))	Shallow	10-20	Toluene	9/6/2011 11:30	ug/L	611	
GL-18S (GL-18 (-3))	Shallow	10-20	Total Dissolved Solids	9/6/2011 11:30	mg/L	2120	
GL-18S (GL-18 (-3))	Shallow	10-20	trans-1 2-Dichloroethene	9/6/2011 11:30	ug/L	5	U
GL-18S (GL-18 (-3))	Shallow	10-20	trans-1 3-Dichloropropene	9/6/2011 11:30	ug/L	5	U
GL-18S (GL-18 (-3))	Shallow	10-20	trans-1 4-Dichloro-2-butene	9/6/2011 11:30	ug/L	15	U
GL-18S (GL-18 (-3))	Shallow	10-20	Trichloroethene	9/6/2011 11:30	ug/L	5	U
GL-18S (GL-18 (-3))	Shallow	10-20	Trichlorofluoromethane	9/6/2011 11:30	ug/L	5	U
GL-18S (GL-18 (-3))	Shallow	10-20	Turbidity	9/6/2011 11:30	NTU	0.29	
GL-18S (GL-18 (-3))	Shallow	10-20	Vanadium Total	9/6/2011 11:30	mg/L	0.023	
GL-18S (GL-18 (-3))	Shallow	10-20	Vinyl Acetate	9/6/2011 11:30	ug/L	25	U
GL-18S (GL-18 (-3))	Shallow	10-20	Vinyl Chloride	9/6/2011 11:30	ug/L	6.8	
GL-18S (GL-18 (-3))	Shallow	10-20	Zinc Total	9/6/2011 11:30	mg/L	0.0056	U
GL-20D	Intermediate	45-55	1 1 1 2-Tetrachloroethane	9/2/2011 10:35	ug/L	1	U
GL-20D	Intermediate	45-55	1 1 1-Trichloroethane	9/2/2011 10:35	ug/L	1	U
GL-20D	Intermediate	45-55	1 1 2 2-Tetrachloroethane	9/2/2011 10:35	ug/L	1	U
GL-20D	Intermediate	45-55	1 1 2-Trichloroethane	9/2/2011 10:35	ug/L	1	U
GL-20D	Intermediate	45-55	1 1-Dichloroethane	9/2/2011 10:35	ug/L	1	U
GL-20D	Intermediate	45-55	1 1-Dichloroethene	9/2/2011 10:35	ug/L	1	U
GL-20D	Intermediate	45-55	1 2 3-Trichloropropane	9/2/2011 10:35	ug/L	2	U
GL-20D	Intermediate	45-55	1 2 4-Trichlorobenzene	9/2/2011 10:35	ug/L	2.9	U
GL-20D	Intermediate	45-55	1 2-Dibromo-3-chloropropane	9/2/2011 10:35	ug/L	0.02	U
GL-20D	Intermediate	45-55	1 2-Dibromoethane	9/2/2011 10:35	ug/L	0.02	U
GL-20D	Intermediate	45-55	1 2-Dichlorobenzene	9/2/2011 10:35	ug/L	1	U
GL-20D	Intermediate	45-55	1 2-Dichlorobenzene	9/2/2011 10:35	ug/L	2.9	U
GL-20D	Intermediate	45-55	1 2-Dichloroethane	9/2/2011 10:35	ug/L	1	U

Parcel A11 Historical Well Data (ARM Monitoring Wells)
Former Sparrows Point Steel Mill
Sparrows Point, Maryland

Well ID (<i>alt.</i>)	Zone	Screen Interval (feet bgs)	Chemical Analyte	Sample Date/Time	Units	Result	
GL-20D	Intermediate	45-55	1 2-Dichloropropane	9/2/2011 10:35	ug/L	1	U
GL-20D	Intermediate	45-55	1 3-Dichlorobenzene	9/2/2011 10:35	ug/L	2.9	U
GL-20D	Intermediate	45-55	1 4-Dichlorobenzene	9/2/2011 10:35	ug/L	1	U
GL-20D	Intermediate	45-55	1 4-Dichlorobenzene	9/2/2011 10:35	ug/L	2.9	U
GL-20D	Intermediate	45-55	2 4 5-Trichlorophenol	9/2/2011 10:35	ug/L	7.8	U
GL-20D	Intermediate	45-55	2 4 6-Trichlorophenol	9/2/2011 10:35	ug/L	7.8	U
GL-20D	Intermediate	45-55	2 4-Dichlorophenol	9/2/2011 10:35	ug/L	7.8	U
GL-20D	Intermediate	45-55	2 4-Dimethylphenol	9/2/2011 10:35	ug/L	7.8	U
GL-20D	Intermediate	45-55	2 4-Dinitrophenol	9/2/2011 10:35	ug/L	15.7	U
GL-20D	Intermediate	45-55	2 4-Dinitrotoluene	9/2/2011 10:35	ug/L	2.9	U
GL-20D	Intermediate	45-55	2 6-Dinitrotoluene	9/2/2011 10:35	ug/L	2.9	U
GL-20D	Intermediate	45-55	2-Butanone	9/2/2011 10:35	ug/L	10	U
GL-20D	Intermediate	45-55	2-Chloronaphthalene	9/2/2011 10:35	ug/L	2.9	U
GL-20D	Intermediate	45-55	2-Chlorophenol	9/2/2011 10:35	ug/L	7.8	U
GL-20D	Intermediate	45-55	2-Hexanone	9/2/2011 10:35	ug/L	5	U
GL-20D	Intermediate	45-55	2-Methyl-4 6-dinitrophenol	9/2/2011 10:35	ug/L	7.8	U
GL-20D	Intermediate	45-55	2-Methylnaphthalene	9/2/2011 10:35	ug/L	2	U
GL-20D	Intermediate	45-55	2-Nitroaniline	9/2/2011 10:35	ug/L	2.9	U
GL-20D	Intermediate	45-55	2-Nitrophenol	9/2/2011 10:35	ug/L	7.8	U
GL-20D	Intermediate	45-55	3 3-Dichlorobenzidine	9/2/2011 10:35	ug/L	15.7	U
GL-20D	Intermediate	45-55	3-Nitroaniline	9/2/2011 10:35	ug/L	2.9	U
GL-20D	Intermediate	45-55	4-Bromophenyl-phenylether	9/2/2011 10:35	ug/L	2.9	U
GL-20D	Intermediate	45-55	4-Chloro-3-methylphenol	9/2/2011 10:35	ug/L	7.8	U
GL-20D	Intermediate	45-55	4-Chloroaniline	9/2/2011 10:35	ug/L	2.9	U
GL-20D	Intermediate	45-55	4-Chlorophenyl-phenylether	9/2/2011 10:35	ug/L	2.9	U
GL-20D	Intermediate	45-55	4-Methyl-2-Pentanone(MIBK)	9/2/2011 10:35	ug/L	5	U
GL-20D	Intermediate	45-55	4-Nitroaniline	9/2/2011 10:35	ug/L	2.9	U
GL-20D	Intermediate	45-55	4-Nitrophenol	9/2/2011 10:35	ug/L	7.8	U
GL-20D	Intermediate	45-55	Acenaphthene	9/2/2011 10:35	ug/L	1.5	U
GL-20D	Intermediate	45-55	Acenaphthene	9/2/2011 10:35	ug/L	0.044	J
GL-20D	Intermediate	45-55	Acenaphthylene	9/2/2011 10:35	ug/L	1.5	U
GL-20D	Intermediate	45-55	Acenaphthylene	9/2/2011 10:35	ug/L	0.098	U
GL-20D	Intermediate	45-55	Acetone	9/2/2011 10:35	ug/L	4.5	J
GL-20D	Intermediate	45-55	Acrylonitrile	9/2/2011 10:35	ug/L	5	U
GL-20D	Intermediate	45-55	Alkalinity Total	9/2/2011 10:35	mg/L	295	
GL-20D	Intermediate	45-55	Ammonia-N	9/2/2011 10:35	mg/L	10.5	
GL-20D	Intermediate	45-55	Anthracene	9/2/2011 10:35	ug/L	1.5	U
GL-20D	Intermediate	45-55	Anthracene	9/2/2011 10:35	ug/L	0.098	U
GL-20D	Intermediate	45-55	Antimony Total	9/2/2011 10:35	mg/L	0.0022	U
GL-20D	Intermediate	45-55	Arsenic Total	9/2/2011 10:35	mg/L	0.032	
GL-20D	Intermediate	45-55	Barium Total	9/2/2011 10:35	mg/L	0.063	
GL-20D	Intermediate	45-55	Benzene	9/2/2011 10:35	ug/L	1	U
GL-20D	Intermediate	45-55	Benzo(a)anthracene	9/2/2011 10:35	ug/L	1.5	U
GL-20D	Intermediate	45-55	Benzo(a)anthracene	9/2/2011 10:35	ug/L	0.098	U
GL-20D	Intermediate	45-55	Benzo(a)pyrene	9/2/2011 10:35	ug/L	1.5	U
GL-20D	Intermediate	45-55	Benzo(a)pyrene	9/2/2011 10:35	ug/L	0.098	U
GL-20D	Intermediate	45-55	Benzo(b)fluoranthene	9/2/2011 10:35	ug/L	1.5	U
GL-20D	Intermediate	45-55	Benzo(b)fluoranthene	9/2/2011 10:35	ug/L	0.098	U
GL-20D	Intermediate	45-55	Benzo(g h i)perylene	9/2/2011 10:35	ug/L	1.5	U
GL-20D	Intermediate	45-55	Benzo(g h i)perylene	9/2/2011 10:35	ug/L	0.098	U
GL-20D	Intermediate	45-55	Benzo(k)fluoranthene	9/2/2011 10:35	ug/L	1.5	U
GL-20D	Intermediate	45-55	Benzo(k)fluoranthene	9/2/2011 10:35	ug/L	0.098	U
GL-20D	Intermediate	45-55	Beryllium Total	9/2/2011 10:35	mg/L	0.001	U
GL-20D	Intermediate	45-55	bis(2-Chloroethoxy)methane	9/2/2011 10:35	ug/L	2.9	U
GL-20D	Intermediate	45-55	bis(2-Chloroethyl)ether	9/2/2011 10:35	ug/L	2.9	U
GL-20D	Intermediate	45-55	bis(2-Chloroisopropyl)ether	9/2/2011 10:35	ug/L	2.9	U
GL-20D	Intermediate	45-55	bis(2-Ethylhexyl)phthalate	9/2/2011 10:35	ug/L	2.9	U
GL-20D	Intermediate	45-55	Bromochloromethane	9/2/2011 10:35	ug/L	1	U
GL-20D	Intermediate	45-55	Bromodichloromethane	9/2/2011 10:35	ug/L	1	U

Parcel A11 Historical Well Data (ARM Monitoring Wells)
Former Sparrows Point Steel Mill
Sparrows Point, Maryland

Well ID (<i>alt.</i>)	Zone	Screen Interval (feet bgs)	Chemical Analyte	Sample Date/Time	Units	Result	
GL-20D	Intermediate	45-55	Bromoform	9/2/2011 10:35	ug/L	1	U
GL-20D	Intermediate	45-55	Bromomethane	9/2/2011 10:35	ug/L	1	U
GL-20D	Intermediate	45-55	Butylbenzylphthalate	9/2/2011 10:35	ug/L	2.9	U
GL-20D	Intermediate	45-55	Cadmium Total	9/2/2011 10:35	mg/L	0.0011	U
GL-20D	Intermediate	45-55	Calcium Total	9/2/2011 10:35	mg/L	93.2	
GL-20D	Intermediate	45-55	Carbazole	9/2/2011 10:35	ug/L	2.9	U
GL-20D	Intermediate	45-55	Carbon Disulfide	9/2/2011 10:35	ug/L	1	U
GL-20D	Intermediate	45-55	Carbon Tetrachloride	9/2/2011 10:35	ug/L	1	U
GL-20D	Intermediate	45-55	Chemical Oxygen Demand (COD)	9/2/2011 10:35	mg/L	71	
GL-20D	Intermediate	45-55	Chloride	9/2/2011 10:35	mg/L	1580	
GL-20D	Intermediate	45-55	Chlorobenzene	9/2/2011 10:35	ug/L	1	U
GL-20D	Intermediate	45-55	Chlorodibromomethane	9/2/2011 10:35	ug/L	1	U
GL-20D	Intermediate	45-55	Chloroethane	9/2/2011 10:35	ug/L	1	U
GL-20D	Intermediate	45-55	Chloroform	9/2/2011 10:35	ug/L	2.7	
GL-20D	Intermediate	45-55	Chloromethane	9/2/2011 10:35	ug/L	1	U
GL-20D	Intermediate	45-55	Chromium Total	9/2/2011 10:35	mg/L	0.0022	
GL-20D	Intermediate	45-55	Chrysene	9/2/2011 10:35	ug/L	1.5	U
GL-20D	Intermediate	45-55	Chrysene	9/2/2011 10:35	ug/L	0.098	U
GL-20D	Intermediate	45-55	cis-1 2-Dichloroethene	9/2/2011 10:35	ug/L	1	U
GL-20D	Intermediate	45-55	cis-1 3-Dichloropropene	9/2/2011 10:35	ug/L	1	U
GL-20D	Intermediate	45-55	Cobalt Total	9/2/2011 10:35	mg/L	0.025	
GL-20D	Intermediate	45-55	Copper Total	9/2/2011 10:35	mg/L	0.01	
GL-20D	Intermediate	45-55	Dibenzo(a h)anthracene	9/2/2011 10:35	ug/L	2	U
GL-20D	Intermediate	45-55	Dibenzo(a h)anthracene	9/2/2011 10:35	ug/L	0.069	U
GL-20D	Intermediate	45-55	Dibenzofuran	9/2/2011 10:35	ug/L	2.9	U
GL-20D	Intermediate	45-55	Dibromomethane	9/2/2011 10:35	ug/L	1	U
GL-20D	Intermediate	45-55	Diethylphthalate	9/2/2011 10:35	ug/L	7.8	U
GL-20D	Intermediate	45-55	Dimethylphthalate	9/2/2011 10:35	ug/L	7.8	U
GL-20D	Intermediate	45-55	Di-n-Butylphthalate	9/2/2011 10:35	ug/L	2.9	U
GL-20D	Intermediate	45-55	Di-n-Octylphthalate	9/2/2011 10:35	ug/L	7.8	U
GL-20D	Intermediate	45-55	Ethylbenzene	9/2/2011 10:35	ug/L	1	U
GL-20D	Intermediate	45-55	Fluoranthene	9/2/2011 10:35	ug/L	1.5	U
GL-20D	Intermediate	45-55	Fluoranthene	9/2/2011 10:35	ug/L	0.056	J
GL-20D	Intermediate	45-55	Fluorene	9/2/2011 10:35	ug/L	1.5	U
GL-20D	Intermediate	45-55	Fluorene	9/2/2011 10:35	ug/L	0.11	
GL-20D	Intermediate	45-55	Hardness	9/2/2011 10:35	mg/L	682	
GL-20D	Intermediate	45-55	Hexachlorobenzene	9/2/2011 10:35	ug/L	2.9	U
GL-20D	Intermediate	45-55	Hexachlorobutadiene	9/2/2011 10:35	ug/L	2.9	U
GL-20D	Intermediate	45-55	Hexachlorocyclopentadiene	9/2/2011 10:35	ug/L	7.8	U
GL-20D	Intermediate	45-55	Hexachloroethane	9/2/2011 10:35	ug/L	2.9	U
GL-20D	Intermediate	45-55	Indeno(1 2 3-cd)pyrene	9/2/2011 10:35	ug/L	1.5	U
GL-20D	Intermediate	45-55	Indeno(1 2 3-cd)pyrene	9/2/2011 10:35	ug/L	0.098	U
GL-20D	Intermediate	45-55	Iodomethane	9/2/2011 10:35	ug/L	1	U
GL-20D	Intermediate	45-55	Iron Total	9/2/2011 10:35	mg/L	50.5	
GL-20D	Intermediate	45-55	Isophorone	9/2/2011 10:35	ug/L	2.9	U
GL-20D	Intermediate	45-55	Lead Total	9/2/2011 10:35	mg/L	0.0022	U
GL-20D	Intermediate	45-55	Magnesium Total	9/2/2011 10:35	mg/L	96.5	
GL-20D	Intermediate	45-55	Manganese Total	9/2/2011 10:35	mg/L	3.5	
GL-20D	Intermediate	45-55	Mercury Total	9/2/2011 10:35	mg/L	0.00022	U
GL-20D	Intermediate	45-55	Methylene Chloride	9/2/2011 10:35	ug/L	1.4	
GL-20D	Intermediate	45-55	mp-Cresol	9/2/2011 10:35	ug/L	7.8	U
GL-20D	Intermediate	45-55	Naphthalene	9/2/2011 10:35	ug/L	1.5	U
GL-20D	Intermediate	45-55	Naphthalene	9/2/2011 10:35	ug/L	0.15	
GL-20D	Intermediate	45-55	Nickel Total	9/2/2011 10:35	mg/L	0.0039	J
GL-20D	Intermediate	45-55	Nitrate-N	9/2/2011 10:35	mg/L	0.5	U
GL-20D	Intermediate	45-55	Nitrobenzene	9/2/2011 10:35	ug/L	2.9	U
GL-20D	Intermediate	45-55	N-Nitroso-di-n-propylamine	9/2/2011 10:35	ug/L	2.9	U
GL-20D	Intermediate	45-55	N-Nitrosodiphenylamine	9/2/2011 10:35	ug/L	2.9	U
GL-20D	Intermediate	45-55	o-Cresol	9/2/2011 10:35	ug/L	7.8	U

Parcel A11 Historical Well Data (ARM Monitoring Wells)
Former Sparrows Point Steel Mill
Sparrows Point, Maryland

Well ID (<i>alt.</i>)	Zone	Screen Interval (feet bgs)	Chemical Analyte	Sample Date/Time	Units	Result	
GL-20D	Intermediate	45-55	Pentachlorophenol	9/2/2011 10:35	ug/L	15.7	U
GL-20D	Intermediate	45-55	pH	9/2/2011 10:35	pH_Units	7.09	
GL-20D	Intermediate	45-55	Phenanthrene	9/2/2011 10:35	ug/L	1.5	U
GL-20D	Intermediate	45-55	Phenanthrene	9/2/2011 10:35	ug/L	0.17	
GL-20D	Intermediate	45-55	Phenol	9/2/2011 10:35	ug/L	7.8	U
GL-20D	Intermediate	45-55	Potassium Total	9/2/2011 10:35	mg/L	183	
GL-20D	Intermediate	45-55	Pyrene	9/2/2011 10:35	ug/L	1.5	U
GL-20D	Intermediate	45-55	Pyrene	9/2/2011 10:35	ug/L	0.04	J
GL-20D	Intermediate	45-55	Selenium Total	9/2/2011 10:35	mg/L	0.0056	U
GL-20D	Intermediate	45-55	Silver Total	9/2/2011 10:35	mg/L	0.0022	U
GL-20D	Intermediate	45-55	Sodium Total	9/2/2011 10:35	mg/L	1050	
GL-20D	Intermediate	45-55	Specific Conductance	9/2/2011 10:35	umhos/cm	6980	
GL-20D	Intermediate	45-55	Styrene	9/2/2011 10:35	ug/L	1	U
GL-20D	Intermediate	45-55	Sulfate	9/2/2011 10:35	mg/L	727	
GL-20D	Intermediate	45-55	Tetrachloroethene	9/2/2011 10:35	ug/L	1	U
GL-20D	Intermediate	45-55	Thallium Total	9/2/2011 10:35	mg/L	0.001	U
GL-20D	Intermediate	45-55	Toluene	9/2/2011 10:35	ug/L	1	U
GL-20D	Intermediate	45-55	Total Dissolved Solids	9/2/2011 10:35	mg/L	3870	
GL-20D	Intermediate	45-55	trans-1 2-Dichloroethene	9/2/2011 10:35	ug/L	1	U
GL-20D	Intermediate	45-55	trans-1 3-Dichloropropene	9/2/2011 10:35	ug/L	1	U
GL-20D	Intermediate	45-55	trans-1 4-Dichloro-2-butene	9/2/2011 10:35	ug/L	3	U
GL-20D	Intermediate	45-55	Trichloroethene	9/2/2011 10:35	ug/L	1	U
GL-20D	Intermediate	45-55	Trichlorofluoromethane	9/2/2011 10:35	ug/L	1	U
GL-20D	Intermediate	45-55	Turbidity	9/2/2011 10:35	NTU	194	
GL-20D	Intermediate	45-55	Vanadium Total	9/2/2011 10:35	mg/L	0.0023	
GL-20D	Intermediate	45-55	Vinyl Acetate	9/2/2011 10:35	ug/L	5	U
GL-20D	Intermediate	45-55	Vinyl Chloride	9/2/2011 10:35	ug/L	1	U
GL-20D	Intermediate	45-55	Zinc Total	9/2/2011 10:35	mg/L	0.0031	J
GL-20S (GL-20 (-5))	Shallow	12-22	1 1 1 2-Tetrachloroethane	9/6/2011 13:15	ug/L	1	U
GL-20S (GL-20 (-5))	Shallow	12-22	1 1 1-Trichloroethane	9/6/2011 13:15	ug/L	1	U
GL-20S (GL-20 (-5))	Shallow	12-22	1 1 2 2-Tetrachloroethane	9/6/2011 13:15	ug/L	1	U
GL-20S (GL-20 (-5))	Shallow	12-22	1 1 2-Trichloroethane	9/6/2011 13:15	ug/L	1	U
GL-20S (GL-20 (-5))	Shallow	12-22	1 1-Dichloroethane	9/6/2011 13:15	ug/L	3.4	
GL-20S (GL-20 (-5))	Shallow	12-22	1 1-Dichloroethene	9/6/2011 13:15	ug/L	1	U
GL-20S (GL-20 (-5))	Shallow	12-22	1 2 3-Trichloropropane	9/6/2011 13:15	ug/L	2	U
GL-20S (GL-20 (-5))	Shallow	12-22	1 2 4-Trichlorobenzene	9/6/2011 13:15	ug/L	2.8	U
GL-20S (GL-20 (-5))	Shallow	12-22	1 2-Dibromo-3-chloropropane	9/6/2011 13:15	ug/L	0.021	U
GL-20S (GL-20 (-5))	Shallow	12-22	1 2-Dibromoethane	9/6/2011 13:15	ug/L	0.021	U
GL-20S (GL-20 (-5))	Shallow	12-22	1 2-Dichlorobenzene	9/6/2011 13:15	ug/L	1	U
GL-20S (GL-20 (-5))	Shallow	12-22	1 2-Dichlorobenzene	9/6/2011 13:15	ug/L	2.8	U
GL-20S (GL-20 (-5))	Shallow	12-22	1 2-Dichloroethane	9/6/2011 13:15	ug/L	1	U
GL-20S (GL-20 (-5))	Shallow	12-22	1 2-Dichloropropane	9/6/2011 13:15	ug/L	1	U
GL-20S (GL-20 (-5))	Shallow	12-22	1 3-Dichlorobenzene	9/6/2011 13:15	ug/L	2.8	U
GL-20S (GL-20 (-5))	Shallow	12-22	1 4-Dichlorobenzene	9/6/2011 13:15	ug/L	1	U
GL-20S (GL-20 (-5))	Shallow	12-22	1 4-Dichlorobenzene	9/6/2011 13:15	ug/L	2.8	U
GL-20S (GL-20 (-5))	Shallow	12-22	2 4 5-Trichlorophenol	9/6/2011 13:15	ug/L	7.5	U
GL-20S (GL-20 (-5))	Shallow	12-22	2 4 6-Trichlorophenol	9/6/2011 13:15	ug/L	7.5	U
GL-20S (GL-20 (-5))	Shallow	12-22	2 4-Dichlorophenol	9/6/2011 13:15	ug/L	7.5	U
GL-20S (GL-20 (-5))	Shallow	12-22	2 4-Dimethylphenol	9/6/2011 13:15	ug/L	79.8	
GL-20S (GL-20 (-5))	Shallow	12-22	2 4-Dinitrophenol	9/6/2011 13:15	ug/L	15.1	U
GL-20S (GL-20 (-5))	Shallow	12-22	2 4-Dinitrotoluene	9/6/2011 13:15	ug/L	2.8	U
GL-20S (GL-20 (-5))	Shallow	12-22	2 6-Dinitrotoluene	9/6/2011 13:15	ug/L	2.8	U
GL-20S (GL-20 (-5))	Shallow	12-22	2-Butanone	9/6/2011 13:15	ug/L	10	U
GL-20S (GL-20 (-5))	Shallow	12-22	2-Chloronaphthalene	9/6/2011 13:15	ug/L	2.8	U
GL-20S (GL-20 (-5))	Shallow	12-22	2-Chlorophenol	9/6/2011 13:15	ug/L	7.5	U
GL-20S (GL-20 (-5))	Shallow	12-22	2-Hexanone	9/6/2011 13:15	ug/L	5	U
GL-20S (GL-20 (-5))	Shallow	12-22	2-Methyl-4 6-dinitrophenol	9/6/2011 13:15	ug/L	7.5	U
GL-20S (GL-20 (-5))	Shallow	12-22	2-Methylnaphthalene	9/6/2011 13:15	ug/L	1	J
GL-20S (GL-20 (-5))	Shallow	12-22	2-Nitroaniline	9/6/2011 13:15	ug/L	2.8	U

Parcel A11 Historical Well Data (ARM Monitoring Wells)
Former Sparrows Point Steel Mill
Sparrows Point, Maryland

Well ID (<i>alt.</i>)	Zone	Screen Interval (feet bgs)	Chemical Analyte	Sample Date/Time	Units	Result	
GL-20S (GL-20 (-5))	Shallow	12-22	2-Nitrophenol	9/6/2011 13:15	ug/L	7.5	U
GL-20S (GL-20 (-5))	Shallow	12-22	3 3-Dichlorobenzidine	9/6/2011 13:15	ug/L	15.1	U
GL-20S (GL-20 (-5))	Shallow	12-22	3-Nitroaniline	9/6/2011 13:15	ug/L	2.8	U
GL-20S (GL-20 (-5))	Shallow	12-22	4-Bromophenyl-phenylether	9/6/2011 13:15	ug/L	2.8	U
GL-20S (GL-20 (-5))	Shallow	12-22	4-Chloro-3-methylphenol	9/6/2011 13:15	ug/L	7.5	U
GL-20S (GL-20 (-5))	Shallow	12-22	4-Chloroaniline	9/6/2011 13:15	ug/L	2.8	U
GL-20S (GL-20 (-5))	Shallow	12-22	4-Chlorophenyl-phenylether	9/6/2011 13:15	ug/L	2.8	U
GL-20S (GL-20 (-5))	Shallow	12-22	4-Methyl-2-Pentanone(MIBK)	9/6/2011 13:15	ug/L	5	U
GL-20S (GL-20 (-5))	Shallow	12-22	4-Nitroaniline	9/6/2011 13:15	ug/L	2.8	U
GL-20S (GL-20 (-5))	Shallow	12-22	4-Nitrophenol	9/6/2011 13:15	ug/L	7.5	U
GL-20S (GL-20 (-5))	Shallow	12-22	Acenaphthene	9/6/2011 13:15	ug/L	1.2	J
GL-20S (GL-20 (-5))	Shallow	12-22	Acenaphthene	9/6/2011 13:15	ug/L	0.98	
GL-20S (GL-20 (-5))	Shallow	12-22	Acenaphthylene	9/6/2011 13:15	ug/L	1.4	U
GL-20S (GL-20 (-5))	Shallow	12-22	Acenaphthylene	9/6/2011 13:15	ug/L	0.023	J
GL-20S (GL-20 (-5))	Shallow	12-22	Acetone	9/6/2011 13:15	ug/L	10	U
GL-20S (GL-20 (-5))	Shallow	12-22	Acrylonitrile	9/6/2011 13:15	ug/L	5	U
GL-20S (GL-20 (-5))	Shallow	12-22	Alkalinity Total	9/6/2011 13:15	mg/L	92	
GL-20S (GL-20 (-5))	Shallow	12-22	Ammonia-N	9/6/2011 13:15	mg/L	4.74	
GL-20S (GL-20 (-5))	Shallow	12-22	Anthracene	9/6/2011 13:15	ug/L	1.4	U
GL-20S (GL-20 (-5))	Shallow	12-22	Anthracene	9/6/2011 13:15	ug/L	0.28	
GL-20S (GL-20 (-5))	Shallow	12-22	Antimony Total	9/6/2011 13:15	mg/L	0.0022	U
GL-20S (GL-20 (-5))	Shallow	12-22	Arsenic Total	9/6/2011 13:15	mg/L	0.0022	J
GL-20S (GL-20 (-5))	Shallow	12-22	Barium Total	9/6/2011 13:15	mg/L	0.061	
GL-20S (GL-20 (-5))	Shallow	12-22	Benzene	9/6/2011 13:15	ug/L	45.6	
GL-20S (GL-20 (-5))	Shallow	12-22	Benzo(a)anthracene	9/6/2011 13:15	ug/L	1.4	U
GL-20S (GL-20 (-5))	Shallow	12-22	Benzo(a)anthracene	9/6/2011 13:15	ug/L	0.094	U
GL-20S (GL-20 (-5))	Shallow	12-22	Benzo(a)pyrene	9/6/2011 13:15	ug/L	1.4	U
GL-20S (GL-20 (-5))	Shallow	12-22	Benzo(a)pyrene	9/6/2011 13:15	ug/L	0.094	U
GL-20S (GL-20 (-5))	Shallow	12-22	Benzo(b)fluoranthene	9/6/2011 13:15	ug/L	1.4	U
GL-20S (GL-20 (-5))	Shallow	12-22	Benzo(b)fluoranthene	9/6/2011 13:15	ug/L	0.094	U
GL-20S (GL-20 (-5))	Shallow	12-22	Benzo(g h i)perylene	9/6/2011 13:15	ug/L	1.4	U
GL-20S (GL-20 (-5))	Shallow	12-22	Benzo(g h i)perylene	9/6/2011 13:15	ug/L	0.094	U
GL-20S (GL-20 (-5))	Shallow	12-22	Benzo(k)fluoranthene	9/6/2011 13:15	ug/L	1.4	U
GL-20S (GL-20 (-5))	Shallow	12-22	Benzo(k)fluoranthene	9/6/2011 13:15	ug/L	0.094	U
GL-20S (GL-20 (-5))	Shallow	12-22	Beryllium Total	9/6/2011 13:15	mg/L	0.001	U
GL-20S (GL-20 (-5))	Shallow	12-22	bis(2-Chloroethoxy)methane	9/6/2011 13:15	ug/L	2.8	U
GL-20S (GL-20 (-5))	Shallow	12-22	bis(2-Chloroethyl)ether	9/6/2011 13:15	ug/L	2.8	U
GL-20S (GL-20 (-5))	Shallow	12-22	bis(2-Chloroisopropyl)ether	9/6/2011 13:15	ug/L	2.8	U
GL-20S (GL-20 (-5))	Shallow	12-22	bis(2-Ethylhexyl)phthalate	9/6/2011 13:15	ug/L	1	J
GL-20S (GL-20 (-5))	Shallow	12-22	Bromochloromethane	9/6/2011 13:15	ug/L	1	U
GL-20S (GL-20 (-5))	Shallow	12-22	Bromodichloromethane	9/6/2011 13:15	ug/L	1	U
GL-20S (GL-20 (-5))	Shallow	12-22	Bromoform	9/6/2011 13:15	ug/L	1	U
GL-20S (GL-20 (-5))	Shallow	12-22	Bromomethane	9/6/2011 13:15	ug/L	1	U
GL-20S (GL-20 (-5))	Shallow	12-22	Butylbenzylphthalate	9/6/2011 13:15	ug/L	2.8	U
GL-20S (GL-20 (-5))	Shallow	12-22	Cadmium Total	9/6/2011 13:15	mg/L	0.0011	U
GL-20S (GL-20 (-5))	Shallow	12-22	Calcium Total	9/6/2011 13:15	mg/L	8.3	
GL-20S (GL-20 (-5))	Shallow	12-22	Carbazole	9/6/2011 13:15	ug/L	0.98	J
GL-20S (GL-20 (-5))	Shallow	12-22	Carbon Disulfide	9/6/2011 13:15	ug/L	1	U
GL-20S (GL-20 (-5))	Shallow	12-22	Carbon Tetrachloride	9/6/2011 13:15	ug/L	1	U
GL-20S (GL-20 (-5))	Shallow	12-22	Chemical Oxygen Demand (COD)	9/6/2011 13:15	mg/L	40	
GL-20S (GL-20 (-5))	Shallow	12-22	Chloride	9/6/2011 13:15	mg/L	53.3	
GL-20S (GL-20 (-5))	Shallow	12-22	Chlorobenzene	9/6/2011 13:15	ug/L	1	U
GL-20S (GL-20 (-5))	Shallow	12-22	Chlorodibromomethane	9/6/2011 13:15	ug/L	1	U
GL-20S (GL-20 (-5))	Shallow	12-22	Chloroethane	9/6/2011 13:15	ug/L	1	U
GL-20S (GL-20 (-5))	Shallow	12-22	Chloroform	9/6/2011 13:15	ug/L	1	U
GL-20S (GL-20 (-5))	Shallow	12-22	Chloromethane	9/6/2011 13:15	ug/L	1	U
GL-20S (GL-20 (-5))	Shallow	12-22	Chromium Total	9/6/2011 13:15	mg/L	0.0022	U
GL-20S (GL-20 (-5))	Shallow	12-22	Chrysene	9/6/2011 13:15	ug/L	1.4	U
GL-20S (GL-20 (-5))	Shallow	12-22	Chrysene	9/6/2011 13:15	ug/L	0.094	U

Parcel A11 Historical Well Data (ARM Monitoring Wells)
Former Sparrows Point Steel Mill
Sparrows Point, Maryland

Well ID (<i>alt.</i>)	Zone	Screen Interval (feet bgs)	Chemical Analyte	Sample Date/Time	Units	Result	
GL-20S (GL-20 (-5))	Shallow	12-22	cis-1 2-Dichloroethene	9/6/2011 13:15	ug/L	1	U
GL-20S (GL-20 (-5))	Shallow	12-22	cis-1 3-Dichloropropene	9/6/2011 13:15	ug/L	1	U
GL-20S (GL-20 (-5))	Shallow	12-22	Cobalt Total	9/6/2011 13:15	mg/L	0.0056	U
GL-20S (GL-20 (-5))	Shallow	12-22	Copper Total	9/6/2011 13:15	mg/L	0.0026	J
GL-20S (GL-20 (-5))	Shallow	12-22	Dibenzo(a,h)anthracene	9/6/2011 13:15	ug/L	1.9	U
GL-20S (GL-20 (-5))	Shallow	12-22	Dibenzo(a,h)anthracene	9/6/2011 13:15	ug/L	0.066	U
GL-20S (GL-20 (-5))	Shallow	12-22	Dibenzofuran	9/6/2011 13:15	ug/L	2.8	U
GL-20S (GL-20 (-5))	Shallow	12-22	Dibromomethane	9/6/2011 13:15	ug/L	1	U
GL-20S (GL-20 (-5))	Shallow	12-22	Diethylphthalate	9/6/2011 13:15	ug/L	7.5	U
GL-20S (GL-20 (-5))	Shallow	12-22	Dimethylphthalate	9/6/2011 13:15	ug/L	7.5	U
GL-20S (GL-20 (-5))	Shallow	12-22	Di-n-Butylphthalate	9/6/2011 13:15	ug/L	2.8	U
GL-20S (GL-20 (-5))	Shallow	12-22	Di-n-Octylphthalate	9/6/2011 13:15	ug/L	7.5	U
GL-20S (GL-20 (-5))	Shallow	12-22	Ethylbenzene	9/6/2011 13:15	ug/L	0.6	J
GL-20S (GL-20 (-5))	Shallow	12-22	Fluoranthene	9/6/2011 13:15	ug/L	0.35	J
GL-20S (GL-20 (-5))	Shallow	12-22	Fluoranthene	9/6/2011 13:15	ug/L	0.29	
GL-20S (GL-20 (-5))	Shallow	12-22	Fluorene	9/6/2011 13:15	ug/L	1.2	J
GL-20S (GL-20 (-5))	Shallow	12-22	Fluorene	9/6/2011 13:15	ug/L	1	
GL-20S (GL-20 (-5))	Shallow	12-22	Hardness	9/6/2011 13:15	mg/L	59	
GL-20S (GL-20 (-5))	Shallow	12-22	Hexachlorobenzene	9/6/2011 13:15	ug/L	2.8	U
GL-20S (GL-20 (-5))	Shallow	12-22	Hexachlorobutadiene	9/6/2011 13:15	ug/L	2.8	U
GL-20S (GL-20 (-5))	Shallow	12-22	Hexachlorocyclopentadiene	9/6/2011 13:15	ug/L	7.5	U
GL-20S (GL-20 (-5))	Shallow	12-22	Hexachloroethane	9/6/2011 13:15	ug/L	2.8	U
GL-20S (GL-20 (-5))	Shallow	12-22	Indeno(1 2 3-cd)pyrene	9/6/2011 13:15	ug/L	1.4	U
GL-20S (GL-20 (-5))	Shallow	12-22	Indeno(1 2 3-cd)pyrene	9/6/2011 13:15	ug/L	0.094	U
GL-20S (GL-20 (-5))	Shallow	12-22	Iodomethane	9/6/2011 13:15	ug/L	1	U
GL-20S (GL-20 (-5))	Shallow	12-22	Iron Total	9/6/2011 13:15	mg/L	0.023	J
GL-20S (GL-20 (-5))	Shallow	12-22	Isophorone	9/6/2011 13:15	ug/L	2.8	U
GL-20S (GL-20 (-5))	Shallow	12-22	Lead Total	9/6/2011 13:15	mg/L	0.0018	J
GL-20S (GL-20 (-5))	Shallow	12-22	Magnesium Total	9/6/2011 13:15	mg/L	8.4	
GL-20S (GL-20 (-5))	Shallow	12-22	Manganese Total	9/6/2011 13:15	mg/L	0.003	J
GL-20S (GL-20 (-5))	Shallow	12-22	Mercury Total	9/6/2011 13:15	mg/L	7.9E-05	J
GL-20S (GL-20 (-5))	Shallow	12-22	Methylene Chloride	9/6/2011 13:15	ug/L	1	U
GL-20S (GL-20 (-5))	Shallow	12-22	mp-Cresol	9/6/2011 13:15	ug/L	4	J
GL-20S (GL-20 (-5))	Shallow	12-22	Naphthalene	9/6/2011 13:15	ug/L	8.8	
GL-20S (GL-20 (-5))	Shallow	12-22	Naphthalene	9/6/2011 13:15	ug/L	7	
GL-20S (GL-20 (-5))	Shallow	12-22	Nickel Total	9/6/2011 13:15	mg/L	0.0056	U
GL-20S (GL-20 (-5))	Shallow	12-22	Nitrate-N	9/6/2011 13:15	mg/L	0.5	U
GL-20S (GL-20 (-5))	Shallow	12-22	Nitrobenzene	9/6/2011 13:15	ug/L	2.8	U
GL-20S (GL-20 (-5))	Shallow	12-22	N-Nitroso-di-n-propylamine	9/6/2011 13:15	ug/L	2.8	U
GL-20S (GL-20 (-5))	Shallow	12-22	N-Nitrosodiphenylamine	9/6/2011 13:15	ug/L	2.8	U
GL-20S (GL-20 (-5))	Shallow	12-22	o-Cresol	9/6/2011 13:15	ug/L	11	
GL-20S (GL-20 (-5))	Shallow	12-22	Pentachlorophenol	9/6/2011 13:15	ug/L	15.1	U
GL-20S (GL-20 (-5))	Shallow	12-22	pH	9/6/2011 13:15	pH_Units	9.66	
GL-20S (GL-20 (-5))	Shallow	12-22	Phenanthrene	9/6/2011 13:15	ug/L	2.2	
GL-20S (GL-20 (-5))	Shallow	12-22	Phenanthrene	9/6/2011 13:15	ug/L	1.9	
GL-20S (GL-20 (-5))	Shallow	12-22	Phenol	9/6/2011 13:15	ug/L	7.5	U
GL-20S (GL-20 (-5))	Shallow	12-22	Potassium Total	9/6/2011 13:15	mg/L	34.2	
GL-20S (GL-20 (-5))	Shallow	12-22	Pyrene	9/6/2011 13:15	ug/L	1.4	U
GL-20S (GL-20 (-5))	Shallow	12-22	Pyrene	9/6/2011 13:15	ug/L	0.19	
GL-20S (GL-20 (-5))	Shallow	12-22	Selenium Total	9/6/2011 13:15	mg/L	0.0056	U
GL-20S (GL-20 (-5))	Shallow	12-22	Silver Total	9/6/2011 13:15	mg/L	0.0022	U
GL-20S (GL-20 (-5))	Shallow	12-22	Sodium Total	9/6/2011 13:15	mg/L	56.3	
GL-20S (GL-20 (-5))	Shallow	12-22	Specific Conductance	9/6/2011 13:15	umhos/cm	540	
GL-20S (GL-20 (-5))	Shallow	12-22	Styrene	9/6/2011 13:15	ug/L	1	U
GL-20S (GL-20 (-5))	Shallow	12-22	Sulfate	9/6/2011 13:15	mg/L	81.6	
GL-20S (GL-20 (-5))	Shallow	12-22	Tetrachloroethene	9/6/2011 13:15	ug/L	1	U
GL-20S (GL-20 (-5))	Shallow	12-22	Thallium Total	9/6/2011 13:15	mg/L	0.001	U
GL-20S (GL-20 (-5))	Shallow	12-22	Toluene	9/6/2011 13:15	ug/L	1.1	
GL-20S (GL-20 (-5))	Shallow	12-22	Total Dissolved Solids	9/6/2011 13:15	mg/L	366	

Parcel A11 Historical Well Data (ARM Monitoring Wells)
Former Sparrows Point Steel Mill
Sparrows Point, Maryland

Well ID (<i>alt.</i>)	Zone	Screen Interval (feet bgs)	Chemical Analyte	Sample Date/Time	Units	Result	
GL-20S (GL-20 (-5))	Shallow	12-22	trans-1 2-Dichloroethene	9/6/2011 13:15	ug/L	1	U
GL-20S (GL-20 (-5))	Shallow	12-22	trans-1 3-Dichloropropene	9/6/2011 13:15	ug/L	1	U
GL-20S (GL-20 (-5))	Shallow	12-22	trans-1 4-Dichloro-2-butene	9/6/2011 13:15	ug/L	3	U
GL-20S (GL-20 (-5))	Shallow	12-22	Trichloroethene	9/6/2011 13:15	ug/L	1	U
GL-20S (GL-20 (-5))	Shallow	12-22	Trichlorofluoromethane	9/6/2011 13:15	ug/L	1	U
GL-20S (GL-20 (-5))	Shallow	12-22	Turbidity	9/6/2011 13:15	NTU	0.35	
GL-20S (GL-20 (-5))	Shallow	12-22	Vanadium Total	9/6/2011 13:15	mg/L	0.0097	
GL-20S (GL-20 (-5))	Shallow	12-22	Vinyl Acetate	9/6/2011 13:15	ug/L	5	U
GL-20S (GL-20 (-5))	Shallow	12-22	Vinyl Chloride	9/6/2011 13:15	ug/L	1	U
GL-20S (GL-20 (-5))	Shallow	12-22	Zinc Total	9/6/2011 13:15	mg/L	0.0059	
LF-01D	Intermediate	45-55	1 1 1 2-Tetrachloroethane	9/1/2011 15:25	ug/L	1	U
LF-01D	Intermediate	45-55	1 1 1-Trichloroethane	9/1/2011 15:25	ug/L	1	U
LF-01D	Intermediate	45-55	1 1 2 2-Tetrachloroethane	9/1/2011 15:25	ug/L	1	U
LF-01D	Intermediate	45-55	1 1 2-Trichloroethane	9/1/2011 15:25	ug/L	1	U
LF-01D	Intermediate	45-55	1 1-Dichloroethane	9/1/2011 15:25	ug/L	1	U
LF-01D	Intermediate	45-55	1 1-Dichloroethene	9/1/2011 15:25	ug/L	1	U
LF-01D	Intermediate	45-55	1 2 3-Trichloropropane	9/1/2011 15:25	ug/L	2	U
LF-01D	Intermediate	45-55	1 2 4-Trichlorobenzene	9/1/2011 15:25	ug/L	2.8	U
LF-01D	Intermediate	45-55	1 2-Dibromo-3-chloropropane	9/1/2011 15:25	ug/L	0.021	U
LF-01D	Intermediate	45-55	1 2-Dibromoethane	9/1/2011 15:25	ug/L	0.021	U
LF-01D	Intermediate	45-55	1 2-Dichlorobenzene	9/1/2011 15:25	ug/L	1	U
LF-01D	Intermediate	45-55	1 2-Dichlorobenzene	9/1/2011 15:25	ug/L	2.8	U
LF-01D	Intermediate	45-55	1 2-Dichloroethane	9/1/2011 15:25	ug/L	1	U
LF-01D	Intermediate	45-55	1 2-Dichloropropane	9/1/2011 15:25	ug/L	1	U
LF-01D	Intermediate	45-55	1 3-Dichlorobenzene	9/1/2011 15:25	ug/L	2.8	U
LF-01D	Intermediate	45-55	1 4-Dichlorobenzene	9/1/2011 15:25	ug/L	1	U
LF-01D	Intermediate	45-55	1 4-Dichlorobenzene	9/1/2011 15:25	ug/L	2.8	U
LF-01D	Intermediate	45-55	2 4 5-Trichlorophenol	9/1/2011 15:25	ug/L	7.5	U
LF-01D	Intermediate	45-55	2 4 6-Trichlorophenol	9/1/2011 15:25	ug/L	7.5	U
LF-01D	Intermediate	45-55	2 4-Dichlorophenol	9/1/2011 15:25	ug/L	7.5	U
LF-01D	Intermediate	45-55	2 4-Dimethylphenol	9/1/2011 15:25	ug/L	7.5	U
LF-01D	Intermediate	45-55	2 4-Dinitrophenol	9/1/2011 15:25	ug/L	15.1	U
LF-01D	Intermediate	45-55	2 4-Dinitrotoluene	9/1/2011 15:25	ug/L	2.8	U
LF-01D	Intermediate	45-55	2 6-Dinitrotoluene	9/1/2011 15:25	ug/L	2.8	U
LF-01D	Intermediate	45-55	2-Butanone	9/1/2011 15:25	ug/L	10	U
LF-01D	Intermediate	45-55	2-Chloronaphthalene	9/1/2011 15:25	ug/L	2.8	U
LF-01D	Intermediate	45-55	2-Chlorophenol	9/1/2011 15:25	ug/L	7.5	U
LF-01D	Intermediate	45-55	2-Hexanone	9/1/2011 15:25	ug/L	5	U
LF-01D	Intermediate	45-55	2-Methyl-4 6-dinitrophenol	9/1/2011 15:25	ug/L	7.5	U
LF-01D	Intermediate	45-55	2-Methylnaphthalene	9/1/2011 15:25	ug/L	1.9	U
LF-01D	Intermediate	45-55	2-Nitroaniline	9/1/2011 15:25	ug/L	2.8	U
LF-01D	Intermediate	45-55	2-Nitrophenol	9/1/2011 15:25	ug/L	7.5	U
LF-01D	Intermediate	45-55	3 3-Dichlorobenzidine	9/1/2011 15:25	ug/L	15.1	U
LF-01D	Intermediate	45-55	3-Nitroaniline	9/1/2011 15:25	ug/L	2.8	U
LF-01D	Intermediate	45-55	4-Bromophenyl-phenylether	9/1/2011 15:25	ug/L	2.8	U
LF-01D	Intermediate	45-55	4-Chloro-3-methylphenol	9/1/2011 15:25	ug/L	7.5	U
LF-01D	Intermediate	45-55	4-Chloroaniline	9/1/2011 15:25	ug/L	2.8	U
LF-01D	Intermediate	45-55	4-Chlorophenyl-phenylether	9/1/2011 15:25	ug/L	2.8	U
LF-01D	Intermediate	45-55	4-Methyl-2-Pentanone(MIBK)	9/1/2011 15:25	ug/L	5	U
LF-01D	Intermediate	45-55	4-Nitroaniline	9/1/2011 15:25	ug/L	2.8	U
LF-01D	Intermediate	45-55	4-Nitrophenol	9/1/2011 15:25	ug/L	7.5	U
LF-01D	Intermediate	45-55	Acenaphthene	9/1/2011 15:25	ug/L	1.4	U
LF-01D	Intermediate	45-55	Acenaphthene	9/1/2011 15:25	ug/L	0.058	J
LF-01D	Intermediate	45-55	Acenaphthylene	9/1/2011 15:25	ug/L	1.4	U
LF-01D	Intermediate	45-55	Acenaphthylene	9/1/2011 15:25	ug/L	0.054	J
LF-01D	Intermediate	45-55	Acetone	9/1/2011 15:25	ug/L	10	U
LF-01D	Intermediate	45-55	Acrylonitrile	9/1/2011 15:25	ug/L	5	U
LF-01D	Intermediate	45-55	Alkalinity Total	9/1/2011 15:25	mg/L	23	
LF-01D	Intermediate	45-55	Ammonia-N	9/1/2011 15:25	mg/L	2.57	

Parcel A11 Historical Well Data (ARM Monitoring Wells)
Former Sparrows Point Steel Mill
Sparrows Point, Maryland

Well ID (<i>alt.</i>)	Zone	Screen Interval (feet bgs)	Chemical Analyte	Sample Date/Time	Units	Result	
LF-01D	Intermediate	45-55	Anthracene	9/1/2011 15:25	ug/L	1.4	U
LF-01D	Intermediate	45-55	Anthracene	9/1/2011 15:25	ug/L	0.18	
LF-01D	Intermediate	45-55	Antimony Total	9/1/2011 15:25	mg/L	0.0022	U
LF-01D	Intermediate	45-55	Arsenic Total	9/1/2011 15:25	mg/L	0.023	
LF-01D	Intermediate	45-55	Barium Total	9/1/2011 15:25	mg/L	0.084	
LF-01D	Intermediate	45-55	Benzene	9/1/2011 15:25	ug/L	5	
LF-01D	Intermediate	45-55	Benzo(a)anthracene	9/1/2011 15:25	ug/L	1.4	U
LF-01D	Intermediate	45-55	Benzo(a)anthracene	9/1/2011 15:25	ug/L	0.094	U
LF-01D	Intermediate	45-55	Benzo(a)pyrene	9/1/2011 15:25	ug/L	1.4	U
LF-01D	Intermediate	45-55	Benzo(a)pyrene	9/1/2011 15:25	ug/L	0.094	U
LF-01D	Intermediate	45-55	Benzo(b)fluoranthene	9/1/2011 15:25	ug/L	1.4	U
LF-01D	Intermediate	45-55	Benzo(b)fluoranthene	9/1/2011 15:25	ug/L	0.094	U
LF-01D	Intermediate	45-55	Benzo(g h i)perylene	9/1/2011 15:25	ug/L	1.4	U
LF-01D	Intermediate	45-55	Benzo(g h i)perylene	9/1/2011 15:25	ug/L	0.094	U
LF-01D	Intermediate	45-55	Benzo(k)fluoranthene	9/1/2011 15:25	ug/L	1.4	U
LF-01D	Intermediate	45-55	Benzo(k)fluoranthene	9/1/2011 15:25	ug/L	0.094	U
LF-01D	Intermediate	45-55	Beryllium Total	9/1/2011 15:25	mg/L	0.001	U
LF-01D	Intermediate	45-55	bis(2-Chloroethoxy)methane	9/1/2011 15:25	ug/L	2.8	U
LF-01D	Intermediate	45-55	bis(2-Chloroethyl)ether	9/1/2011 15:25	ug/L	2.8	U
LF-01D	Intermediate	45-55	bis(2-Chloroisopropyl)ether	9/1/2011 15:25	ug/L	2.8	U
LF-01D	Intermediate	45-55	bis(2-Ethylhexyl)phthalate	9/1/2011 15:25	ug/L	2.8	U
LF-01D	Intermediate	45-55	Bromochloromethane	9/1/2011 15:25	ug/L	1	U
LF-01D	Intermediate	45-55	Bromodichloromethane	9/1/2011 15:25	ug/L	1	U
LF-01D	Intermediate	45-55	Bromoform	9/1/2011 15:25	ug/L	1	U
LF-01D	Intermediate	45-55	Bromomethane	9/1/2011 15:25	ug/L	1	U
LF-01D	Intermediate	45-55	Butylbenzylphthalate	9/1/2011 15:25	ug/L	2.8	U
LF-01D	Intermediate	45-55	Cadmium Total	9/1/2011 15:25	mg/L	0.0011	U
LF-01D	Intermediate	45-55	Calcium Total	9/1/2011 15:25	mg/L	57.8	
LF-01D	Intermediate	45-55	Carbazole	9/1/2011 15:25	ug/L	2.8	U
LF-01D	Intermediate	45-55	Carbon Disulfide	9/1/2011 15:25	ug/L	1	U
LF-01D	Intermediate	45-55	Carbon Tetrachloride	9/1/2011 15:25	ug/L	1	U
LF-01D	Intermediate	45-55	Chemical Oxygen Demand (COD)	9/1/2011 15:25	mg/L	65	
LF-01D	Intermediate	45-55	Chloride	9/1/2011 15:25	mg/L	1160	
LF-01D	Intermediate	45-55	Chlorobenzene	9/1/2011 15:25	ug/L	1	U
LF-01D	Intermediate	45-55	Chlorodibromomethane	9/1/2011 15:25	ug/L	1	U
LF-01D	Intermediate	45-55	Chloroethane	9/1/2011 15:25	ug/L	1	U
LF-01D	Intermediate	45-55	Chloroform	9/1/2011 15:25	ug/L	1	U
LF-01D	Intermediate	45-55	Chloromethane	9/1/2011 15:25	ug/L	1	U
LF-01D	Intermediate	45-55	Chromium Total	9/1/2011 15:25	mg/L	0.0018	J
LF-01D	Intermediate	45-55	Chrysene	9/1/2011 15:25	ug/L	1.4	U
LF-01D	Intermediate	45-55	Chrysene	9/1/2011 15:25	ug/L	0.094	U
LF-01D	Intermediate	45-55	cis-1 2-Dichloroethene	9/1/2011 15:25	ug/L	1	U
LF-01D	Intermediate	45-55	cis-1 3-Dichloropropene	9/1/2011 15:25	ug/L	1	U
LF-01D	Intermediate	45-55	Cobalt Total	9/1/2011 15:25	mg/L	0.0055	J
LF-01D	Intermediate	45-55	Copper Total	9/1/2011 15:25	mg/L	0.0083	
LF-01D	Intermediate	45-55	Dibenzo(a h)anthracene	9/1/2011 15:25	ug/L	1.9	U
LF-01D	Intermediate	45-55	Dibenzo(a h)anthracene	9/1/2011 15:25	ug/L	0.066	U
LF-01D	Intermediate	45-55	Dibenzofuran	9/1/2011 15:25	ug/L	2.8	U
LF-01D	Intermediate	45-55	Dibromomethane	9/1/2011 15:25	ug/L	1	U
LF-01D	Intermediate	45-55	Diethylphthalate	9/1/2011 15:25	ug/L	7.5	U
LF-01D	Intermediate	45-55	Dimethylphthalate	9/1/2011 15:25	ug/L	7.5	U
LF-01D	Intermediate	45-55	Di-n-Butylphthalate	9/1/2011 15:25	ug/L	2.8	U
LF-01D	Intermediate	45-55	Di-n-Octylphthalate	9/1/2011 15:25	ug/L	7.5	U
LF-01D	Intermediate	45-55	Ethylbenzene	9/1/2011 15:25	ug/L	1	U
LF-01D	Intermediate	45-55	Fluoranthene	9/1/2011 15:25	ug/L	0.4	J
LF-01D	Intermediate	45-55	Fluoranthene	9/1/2011 15:25	ug/L	0.35	
LF-01D	Intermediate	45-55	Fluorene	9/1/2011 15:25	ug/L	0.41	J
LF-01D	Intermediate	45-55	Fluorene	9/1/2011 15:25	ug/L	0.41	
LF-01D	Intermediate	45-55	Hardness	9/1/2011 15:25	mg/L	384	

Parcel A11 Historical Well Data (ARM Monitoring Wells)
Former Sparrows Point Steel Mill
Sparrows Point, Maryland

Well ID (<i>alt.</i>)	Zone	Screen Interval (feet bgs)	Chemical Analyte	Sample Date/Time	Units	Result	
LF-01D	Intermediate	45-55	Hexachlorobenzene	9/1/2011 15:25	ug/L	2.8	U
LF-01D	Intermediate	45-55	Hexachlorobutadiene	9/1/2011 15:25	ug/L	2.8	U
LF-01D	Intermediate	45-55	Hexachlorocyclopentadiene	9/1/2011 15:25	ug/L	7.5	U
LF-01D	Intermediate	45-55	Hexachloroethane	9/1/2011 15:25	ug/L	2.8	U
LF-01D	Intermediate	45-55	Indeno(1 2 3-cd)pyrene	9/1/2011 15:25	ug/L	1.4	U
LF-01D	Intermediate	45-55	Indeno(1 2 3-cd)pyrene	9/1/2011 15:25	ug/L	0.094	U
LF-01D	Intermediate	45-55	Iodomethane	9/1/2011 15:25	ug/L	1	U
LF-01D	Intermediate	45-55	Iron Total	9/1/2011 15:25	mg/L	95.1	
LF-01D	Intermediate	45-55	Isophorone	9/1/2011 15:25	ug/L	2.8	U
LF-01D	Intermediate	45-55	Lead Total	9/1/2011 15:25	mg/L	0.0022	U
LF-01D	Intermediate	45-55	Magnesium Total	9/1/2011 15:25	mg/L	48.6	
LF-01D	Intermediate	45-55	Manganese Total	9/1/2011 15:25	mg/L	3.7	
LF-01D	Intermediate	45-55	Mercury Total	9/1/2011 15:25	mg/L	0.00022	U
LF-01D	Intermediate	45-55	Methylene Chloride	9/1/2011 15:25	ug/L	1	U
LF-01D	Intermediate	45-55	mp-Cresol	9/1/2011 15:25	ug/L	0.62	J
LF-01D	Intermediate	45-55	Naphthalene	9/1/2011 15:25	ug/L	6.8	
LF-01D	Intermediate	45-55	Naphthalene	9/1/2011 15:25	ug/L	6.5	
LF-01D	Intermediate	45-55	Nickel Total	9/1/2011 15:25	mg/L	0.0028	J
LF-01D	Intermediate	45-55	Nitrate-N	9/1/2011 15:25	mg/L	0.5	U
LF-01D	Intermediate	45-55	Nitrobenzene	9/1/2011 15:25	ug/L	2.8	U
LF-01D	Intermediate	45-55	N-Nitroso-di-n-propylamine	9/1/2011 15:25	ug/L	2.8	U
LF-01D	Intermediate	45-55	N-Nitrosodiphenylamine	9/1/2011 15:25	ug/L	2.8	U
LF-01D	Intermediate	45-55	o-Cresol	9/1/2011 15:25	ug/L	7.5	U
LF-01D	Intermediate	45-55	Pentachlorophenol	9/1/2011 15:25	ug/L	15.1	U
LF-01D	Intermediate	45-55	pH	9/1/2011 15:25	pH_Units	6.4	
LF-01D	Intermediate	45-55	Phenanthrene	9/1/2011 15:25	ug/L	1.3	J
LF-01D	Intermediate	45-55	Phenanthrene	9/1/2011 15:25	ug/L	1.1	
LF-01D	Intermediate	45-55	Phenol	9/1/2011 15:25	ug/L	7.5	U
LF-01D	Intermediate	45-55	Potassium Total	9/1/2011 15:25	mg/L	8	
LF-01D	Intermediate	45-55	Pyrene	9/1/2011 15:25	ug/L	1.4	U
LF-01D	Intermediate	45-55	Pyrene	9/1/2011 15:25	ug/L	0.19	
LF-01D	Intermediate	45-55	Selenium Total	9/1/2011 15:25	mg/L	0.0056	U
LF-01D	Intermediate	45-55	Silver Total	9/1/2011 15:25	mg/L	0.0022	U
LF-01D	Intermediate	45-55	Sodium Total	9/1/2011 15:25	mg/L	588	
LF-01D	Intermediate	45-55	Specific Conductance	9/1/2011 15:25	umhos/cm	3980	
LF-01D	Intermediate	45-55	Styrene	9/1/2011 15:25	ug/L	1	U
LF-01D	Intermediate	45-55	Sulfate	9/1/2011 15:25	mg/L	111	
LF-01D	Intermediate	45-55	Tetrachloroethene	9/1/2011 15:25	ug/L	1	U
LF-01D	Intermediate	45-55	Thallium Total	9/1/2011 15:25	mg/L	0.001	U
LF-01D	Intermediate	45-55	Toluene	9/1/2011 15:25	ug/L	1	U
LF-01D	Intermediate	45-55	Total Dissolved Solids	9/1/2011 15:25	mg/L	1940	
LF-01D	Intermediate	45-55	trans-1 2-Dichloroethene	9/1/2011 15:25	ug/L	1	U
LF-01D	Intermediate	45-55	trans-1 3-Dichloropropene	9/1/2011 15:25	ug/L	1	U
LF-01D	Intermediate	45-55	trans-1 4-Dichloro-2-butene	9/1/2011 15:25	ug/L	3	U
LF-01D	Intermediate	45-55	Trichloroethene	9/1/2011 15:25	ug/L	1	U
LF-01D	Intermediate	45-55	Trichlorofluoromethane	9/1/2011 15:25	ug/L	1	U
LF-01D	Intermediate	45-55	Turbidity	9/1/2011 15:25	NTU	5.94	
LF-01D	Intermediate	45-55	Vanadium Total	9/1/2011 15:25	mg/L	0.0011	J
LF-01D	Intermediate	45-55	Vinyl Acetate	9/1/2011 15:25	ug/L	5	U
LF-01D	Intermediate	45-55	Vinyl Chloride	9/1/2011 15:25	ug/L	1	U
LF-01D	Intermediate	45-55	Zinc Total	9/1/2011 15:25	mg/L	0.0028	J
LF-01S	Shallow	5-15	1 1 1 2-Tetrachloroethane	9/1/2011 16:30	ug/L	1	U
LF-01S	Shallow	5-15	1 1 1-Trichloroethane	9/1/2011 16:30	ug/L	1	U
LF-01S	Shallow	5-15	1 1 2 2-Tetrachloroethane	9/1/2011 16:30	ug/L	1	U
LF-01S	Shallow	5-15	1 1 2-Trichloroethane	9/1/2011 16:30	ug/L	1	U
LF-01S	Shallow	5-15	1 1-Dichloroethane	9/1/2011 16:30	ug/L	1	U
LF-01S	Shallow	5-15	1 1-Dichloroethane	9/1/2011 16:30	ug/L	1	U
LF-01S	Shallow	5-15	1 2 3-Trichloropropane	9/1/2011 16:30	ug/L	2	U
LF-01S	Shallow	5-15	1 2 4-Trichlorobenzene	9/1/2011 16:30	ug/L	2.8	U

Parcel A11 Historical Well Data (ARM Monitoring Wells)
Former Sparrows Point Steel Mill
Sparrows Point, Maryland

Well ID (<i>alt.</i>)	Zone	Screen Interval (feet bgs)	Chemical Analyte	Sample Date/Time	Units	Result	
LF-01S	Shallow	5-15	1 2-Dibromo-3-chloropropane	9/1/2011 16:30	ug/L	0.021	U
LF-01S	Shallow	5-15	1 2-Dibromoethane	9/1/2011 16:30	ug/L	0.021	U
LF-01S	Shallow	5-15	1 2-Dichlorobenzene	9/1/2011 16:30	ug/L	1	U
LF-01S	Shallow	5-15	1 2-Dichlorobenzene	9/1/2011 16:30	ug/L	2.8	U
LF-01S	Shallow	5-15	1 2-Dichloroethane	9/1/2011 16:30	ug/L	1	U
LF-01S	Shallow	5-15	1 2-Dichloropropane	9/1/2011 16:30	ug/L	1	U
LF-01S	Shallow	5-15	1 3-Dichlorobenzene	9/1/2011 16:30	ug/L	2.8	U
LF-01S	Shallow	5-15	1 4-Dichlorobenzene	9/1/2011 16:30	ug/L	1	U
LF-01S	Shallow	5-15	1 4-Dichlorobenzene	9/1/2011 16:30	ug/L	2.8	U
LF-01S	Shallow	5-15	2 4 5-Trichlorophenol	9/1/2011 16:30	ug/L	7.5	U
LF-01S	Shallow	5-15	2 4 6-Trichlorophenol	9/1/2011 16:30	ug/L	7.5	U
LF-01S	Shallow	5-15	2 4-Dichlorophenol	9/1/2011 16:30	ug/L	7.5	U
LF-01S	Shallow	5-15	2 4-Dimethylphenol	9/1/2011 16:30	ug/L	7.5	U
LF-01S	Shallow	5-15	2 4-Dinitrophenol	9/1/2011 16:30	ug/L	15.1	U
LF-01S	Shallow	5-15	2 4-Dinitrotoluene	9/1/2011 16:30	ug/L	2.8	U
LF-01S	Shallow	5-15	2 6-Dinitrotoluene	9/1/2011 16:30	ug/L	2.8	U
LF-01S	Shallow	5-15	2-Butanone	9/1/2011 16:30	ug/L	10	U
LF-01S	Shallow	5-15	2-Chloronaphthalene	9/1/2011 16:30	ug/L	2.8	U
LF-01S	Shallow	5-15	2-Chlorophenol	9/1/2011 16:30	ug/L	7.5	U
LF-01S	Shallow	5-15	2-Hexanone	9/1/2011 16:30	ug/L	5	U
LF-01S	Shallow	5-15	2-Methyl-4 6-dinitrophenol	9/1/2011 16:30	ug/L	7.5	U
LF-01S	Shallow	5-15	2-Methylnaphthalene	9/1/2011 16:30	ug/L	1.9	U
LF-01S	Shallow	5-15	2-Nitroaniline	9/1/2011 16:30	ug/L	2.8	U
LF-01S	Shallow	5-15	2-Nitrophenol	9/1/2011 16:30	ug/L	7.5	U
LF-01S	Shallow	5-15	3 3-Dichlorobenzidine	9/1/2011 16:30	ug/L	15.1	U
LF-01S	Shallow	5-15	3-Nitroaniline	9/1/2011 16:30	ug/L	2.8	U
LF-01S	Shallow	5-15	4-Bromophenyl-phenylether	9/1/2011 16:30	ug/L	2.8	U
LF-01S	Shallow	5-15	4-Chloro-3-methylphenol	9/1/2011 16:30	ug/L	7.5	U
LF-01S	Shallow	5-15	4-Chloroaniline	9/1/2011 16:30	ug/L	2.8	U
LF-01S	Shallow	5-15	4-Chlorophenyl-phenylether	9/1/2011 16:30	ug/L	2.8	U
LF-01S	Shallow	5-15	4-Methyl-2-Pentanone(MIBK)	9/1/2011 16:30	ug/L	5	U
LF-01S	Shallow	5-15	4-Nitroaniline	9/1/2011 16:30	ug/L	2.8	U
LF-01S	Shallow	5-15	4-Nitrophenol	9/1/2011 16:30	ug/L	7.5	U
LF-01S	Shallow	5-15	Acenaphthene	9/1/2011 16:30	ug/L	0.48	J
LF-01S	Shallow	5-15	Acenaphthene	9/1/2011 16:30	ug/L	0.44	
LF-01S	Shallow	5-15	Acenaphthylene	9/1/2011 16:30	ug/L	1.4	U
LF-01S	Shallow	5-15	Acenaphthylene	9/1/2011 16:30	ug/L	0.26	
LF-01S	Shallow	5-15	Acetone	9/1/2011 16:30	ug/L	10	U
LF-01S	Shallow	5-15	Acrylonitrile	9/1/2011 16:30	ug/L	5	U
LF-01S	Shallow	5-15	Alkalinity Total	9/1/2011 16:30	mg/L	45	
LF-01S	Shallow	5-15	Ammonia-N	9/1/2011 16:30	mg/L	2.21	
LF-01S	Shallow	5-15	Anthracene	9/1/2011 16:30	ug/L	1.4	U
LF-01S	Shallow	5-15	Anthracene	9/1/2011 16:30	ug/L	0.24	
LF-01S	Shallow	5-15	Antimony Total	9/1/2011 16:30	mg/L	0.0012	J
LF-01S	Shallow	5-15	Arsenic Total	9/1/2011 16:30	mg/L	0.0065	
LF-01S	Shallow	5-15	Barium Total	9/1/2011 16:30	mg/L	0.026	
LF-01S	Shallow	5-15	Benzene	9/1/2011 16:30	ug/L	46.1	
LF-01S	Shallow	5-15	Benzo(a)anthracene	9/1/2011 16:30	ug/L	0.43	J
LF-01S	Shallow	5-15	Benzo(a)anthracene	9/1/2011 16:30	ug/L	0.26	
LF-01S	Shallow	5-15	Benzo(a)pyrene	9/1/2011 16:30	ug/L	1.4	U
LF-01S	Shallow	5-15	Benzo(a)pyrene	9/1/2011 16:30	ug/L	0.17	
LF-01S	Shallow	5-15	Benzo(b)fluoranthene	9/1/2011 16:30	ug/L	0.35	J
LF-01S	Shallow	5-15	Benzo(b)fluoranthene	9/1/2011 16:30	ug/L	0.27	
LF-01S	Shallow	5-15	Benzo(g h i)perylene	9/1/2011 16:30	ug/L	1.4	U
LF-01S	Shallow	5-15	Benzo(g h i)perylene	9/1/2011 16:30	ug/L	0.094	J
LF-01S	Shallow	5-15	Benzo(k)fluoranthene	9/1/2011 16:30	ug/L	1.4	U
LF-01S	Shallow	5-15	Benzo(k)fluoranthene	9/1/2011 16:30	ug/L	0.094	U
LF-01S	Shallow	5-15	Beryllium Total	9/1/2011 16:30	mg/L	0.001	U
LF-01S	Shallow	5-15	bis(2-Chloroethoxy)methane	9/1/2011 16:30	ug/L	2.8	U

Parcel A11 Historical Well Data (ARM Monitoring Wells)
Former Sparrows Point Steel Mill
Sparrows Point, Maryland

Well ID (<i>alt.</i>)	Zone	Screen Interval (feet bgs)	Chemical Analyte	Sample Date/Time	Units	Result	
LF-01S	Shallow	5-15	bis(2-Chloroethyl)ether	9/1/2011 16:30	ug/L	2.8	U
LF-01S	Shallow	5-15	bis(2-Chloroisopropyl)ether	9/1/2011 16:30	ug/L	2.8	U
LF-01S	Shallow	5-15	bis(2-Ethylhexyl)phthalate	9/1/2011 16:30	ug/L	2.8	U
LF-01S	Shallow	5-15	Bromochloromethane	9/1/2011 16:30	ug/L	1	U
LF-01S	Shallow	5-15	Bromodichloromethane	9/1/2011 16:30	ug/L	1	U
LF-01S	Shallow	5-15	Bromoform	9/1/2011 16:30	ug/L	1	U
LF-01S	Shallow	5-15	Bromomethane	9/1/2011 16:30	ug/L	1	U
LF-01S	Shallow	5-15	Butylbenzylphthalate	9/1/2011 16:30	ug/L	2.8	U
LF-01S	Shallow	5-15	Cadmium Total	9/1/2011 16:30	mg/L	0.00041	J
LF-01S	Shallow	5-15	Calcium Total	9/1/2011 16:30	mg/L	125	
LF-01S	Shallow	5-15	Carbazole	9/1/2011 16:30	ug/L	1.5	J
LF-01S	Shallow	5-15	Carbon Disulfide	9/1/2011 16:30	ug/L	1	U
LF-01S	Shallow	5-15	Carbon Tetrachloride	9/1/2011 16:30	ug/L	1	U
LF-01S	Shallow	5-15	Chemical Oxygen Demand (COD)	9/1/2011 16:30	mg/L	125	
LF-01S	Shallow	5-15	Chloride	9/1/2011 16:30	mg/L	48	
LF-01S	Shallow	5-15	Chlorobenzene	9/1/2011 16:30	ug/L	1	U
LF-01S	Shallow	5-15	Chlorodibromomethane	9/1/2011 16:30	ug/L	1	U
LF-01S	Shallow	5-15	Chloroethane	9/1/2011 16:30	ug/L	1	U
LF-01S	Shallow	5-15	Chloroform	9/1/2011 16:30	ug/L	1	U
LF-01S	Shallow	5-15	Chloromethane	9/1/2011 16:30	ug/L	1	U
LF-01S	Shallow	5-15	Chromium Total	9/1/2011 16:30	mg/L	0.0014	J
LF-01S	Shallow	5-15	Chrysene	9/1/2011 16:30	ug/L	1.4	U
LF-01S	Shallow	5-15	Chrysene	9/1/2011 16:30	ug/L	0.22	
LF-01S	Shallow	5-15	cis-1 2-Dichloroethene	9/1/2011 16:30	ug/L	1	U
LF-01S	Shallow	5-15	cis-1 3-Dichloropropene	9/1/2011 16:30	ug/L	1	U
LF-01S	Shallow	5-15	Cobalt Total	9/1/2011 16:30	mg/L	0.0056	U
LF-01S	Shallow	5-15	Copper Total	9/1/2011 16:30	mg/L	0.0091	
LF-01S	Shallow	5-15	Dibenzo(a,h)anthracene	9/1/2011 16:30	ug/L	1.9	U
LF-01S	Shallow	5-15	Dibenzo(a,h)anthracene	9/1/2011 16:30	ug/L	0.034	J
LF-01S	Shallow	5-15	Dibenzofuran	9/1/2011 16:30	ug/L	2.8	U
LF-01S	Shallow	5-15	Dibromomethane	9/1/2011 16:30	ug/L	1	U
LF-01S	Shallow	5-15	Diethylphthalate	9/1/2011 16:30	ug/L	7.5	U
LF-01S	Shallow	5-15	Dimethylphthalate	9/1/2011 16:30	ug/L	7.5	U
LF-01S	Shallow	5-15	Di-n-Butylphthalate	9/1/2011 16:30	ug/L	2.8	U
LF-01S	Shallow	5-15	Di-n-Octylphthalate	9/1/2011 16:30	ug/L	7.5	U
LF-01S	Shallow	5-15	Ethylbenzene	9/1/2011 16:30	ug/L	1	U
LF-01S	Shallow	5-15	Fluoranthene	9/1/2011 16:30	ug/L	1.3	J
LF-01S	Shallow	5-15	Fluoranthene	9/1/2011 16:30	ug/L	1	
LF-01S	Shallow	5-15	Fluorene	9/1/2011 16:30	ug/L	1.4	U
LF-01S	Shallow	5-15	Fluorene	9/1/2011 16:30	ug/L	0.24	
LF-01S	Shallow	5-15	Hardness	9/1/2011 16:30	mg/L	352	
LF-01S	Shallow	5-15	Hexachlorobenzene	9/1/2011 16:30	ug/L	2.8	U
LF-01S	Shallow	5-15	Hexachlorobutadiene	9/1/2011 16:30	ug/L	2.8	U
LF-01S	Shallow	5-15	Hexachlorocyclopentadiene	9/1/2011 16:30	ug/L	7.5	U
LF-01S	Shallow	5-15	Hexachloroethane	9/1/2011 16:30	ug/L	2.8	U
LF-01S	Shallow	5-15	Indeno(1 2 3-cd)pyrene	9/1/2011 16:30	ug/L	1.4	U
LF-01S	Shallow	5-15	Indeno(1 2 3-cd)pyrene	9/1/2011 16:30	ug/L	0.096	
LF-01S	Shallow	5-15	Iodomethane	9/1/2011 16:30	ug/L	1	U
LF-01S	Shallow	5-15	Iron Total	9/1/2011 16:30	mg/L	0.34	
LF-01S	Shallow	5-15	Isophorone	9/1/2011 16:30	ug/L	2.8	U
LF-01S	Shallow	5-15	Lead Total	9/1/2011 16:30	mg/L	0.0025	
LF-01S	Shallow	5-15	Magnesium Total	9/1/2011 16:30	mg/L	5.6	
LF-01S	Shallow	5-15	Manganese Total	9/1/2011 16:30	mg/L	0.18	
LF-01S	Shallow	5-15	Mercury Total	9/1/2011 16:30	mg/L	0.00022	U
LF-01S	Shallow	5-15	Methylene Chloride	9/1/2011 16:30	ug/L	1	U
LF-01S	Shallow	5-15	mp-Cresol	9/1/2011 16:30	ug/L	7.5	U
LF-01S	Shallow	5-15	Naphthalene	9/1/2011 16:30	ug/L	1.4	U
LF-01S	Shallow	5-15	Naphthalene	9/1/2011 16:30	ug/L	0.077	J
LF-01S	Shallow	5-15	Nickel Total	9/1/2011 16:30	mg/L	0.0023	J

Parcel A11 Historical Well Data (ARM Monitoring Wells)
Former Sparrows Point Steel Mill
Sparrows Point, Maryland

Well ID (<i>alt.</i>)	Zone	Screen Interval (feet bgs)	Chemical Analyte	Sample Date/Time	Units	Result	
LF-01S	Shallow	5-15	Nitrate-N	9/1/2011 16:30	mg/L	0.5	
LF-01S	Shallow	5-15	Nitrobenzene	9/1/2011 16:30	ug/L	2.8	U
LF-01S	Shallow	5-15	N-Nitroso-di-n-propylamine	9/1/2011 16:30	ug/L	2.8	U
LF-01S	Shallow	5-15	N-Nitrosodiphenylamine	9/1/2011 16:30	ug/L	2.8	U
LF-01S	Shallow	5-15	o-Cresol	9/1/2011 16:30	ug/L	7.5	U
LF-01S	Shallow	5-15	Pentachlorophenol	9/1/2011 16:30	ug/L	15.1	U
LF-01S	Shallow	5-15	pH	9/1/2011 16:30	pH_Units	8.08	
LF-01S	Shallow	5-15	Phenanthrene	9/1/2011 16:30	ug/L	1.4	U
LF-01S	Shallow	5-15	Phenanthrene	9/1/2011 16:30	ug/L	0.064	J
LF-01S	Shallow	5-15	Phenol	9/1/2011 16:30	ug/L	7.5	U
LF-01S	Shallow	5-15	Potassium Total	9/1/2011 16:30	mg/L	20.8	
LF-01S	Shallow	5-15	Pyrene	9/1/2011 16:30	ug/L	0.76	J
LF-01S	Shallow	5-15	Pyrene	9/1/2011 16:30	ug/L	0.61	
LF-01S	Shallow	5-15	Selenium Total	9/1/2011 16:30	mg/L	0.0056	U
LF-01S	Shallow	5-15	Silver Total	9/1/2011 16:30	mg/L	0.0022	U
LF-01S	Shallow	5-15	Sodium Total	9/1/2011 16:30	mg/L	52.1	
LF-01S	Shallow	5-15	Specific Conductance	9/1/2011 16:30	umhos/cm	959	
LF-01S	Shallow	5-15	Styrene	9/1/2011 16:30	ug/L	1	U
LF-01S	Shallow	5-15	Sulfate	9/1/2011 16:30	mg/L	337	
LF-01S	Shallow	5-15	Tetrachloroethene	9/1/2011 16:30	ug/L	1	U
LF-01S	Shallow	5-15	Thallium Total	9/1/2011 16:30	mg/L	0.00031	J
LF-01S	Shallow	5-15	Toluene	9/1/2011 16:30	ug/L	0.39	J
LF-01S	Shallow	5-15	Total Dissolved Solids	9/1/2011 16:30	mg/L	723	
LF-01S	Shallow	5-15	trans-1 2-Dichloroethene	9/1/2011 16:30	ug/L	1	U
LF-01S	Shallow	5-15	trans-1 3-Dichloropropene	9/1/2011 16:30	ug/L	1	U
LF-01S	Shallow	5-15	trans-1 4-Dichloro-2-butene	9/1/2011 16:30	ug/L	3	U
LF-01S	Shallow	5-15	Trichloroethene	9/1/2011 16:30	ug/L	1	U
LF-01S	Shallow	5-15	Trichlorofluoromethane	9/1/2011 16:30	ug/L	1	U
LF-01S	Shallow	5-15	Turbidity	9/1/2011 16:30	NTU	6.56	
LF-01S	Shallow	5-15	Vanadium Total	9/1/2011 16:30	mg/L	0.1	
LF-01S	Shallow	5-15	Vinyl Acetate	9/1/2011 16:30	ug/L	5	U
LF-01S	Shallow	5-15	Vinyl Chloride	9/1/2011 16:30	ug/L	1	U
LF-01S	Shallow	5-15	Zinc Total	9/1/2011 16:30	mg/L	0.01	
LF-02	Shallow	10-20	1 1 1 2-Tetrachloroethane	9/8/2011 10:45	ug/L	1	U
LF-02	Shallow	10-20	1 1 1-Trichloroethane	9/8/2011 10:45	ug/L	1	U
LF-02	Shallow	10-20	1 1 2 2-Tetrachloroethane	9/8/2011 10:45	ug/L	1	U
LF-02	Shallow	10-20	1 1 2-Trichloroethane	9/8/2011 10:45	ug/L	1	U
LF-02	Shallow	10-20	1 1-Dichloroethane	9/8/2011 10:45	ug/L	1	U
LF-02	Shallow	10-20	1 1-Dichloroethene	9/8/2011 10:45	ug/L	1	U
LF-02	Shallow	10-20	1 2 3-Trichloropropane	9/8/2011 10:45	ug/L	2	U
LF-02	Shallow	10-20	1 2 4-Trichlorobenzene	9/8/2011 10:45	ug/L	2.8	U
LF-02	Shallow	10-20	1 2-Dibromo-3-chloropropane	9/8/2011 10:45	ug/L	0.02	U
LF-02	Shallow	10-20	1 2-Dibromoethane	9/8/2011 10:45	ug/L	0.02	U
LF-02	Shallow	10-20	1 2-Dichlorobenzene	9/8/2011 10:45	ug/L	1	U
LF-02	Shallow	10-20	1 2-Dichlorobenzene	9/8/2011 10:45	ug/L	2.8	U
LF-02	Shallow	10-20	1 2-Dichloroethane	9/8/2011 10:45	ug/L	1	U
LF-02	Shallow	10-20	1 2-Dichloropropane	9/8/2011 10:45	ug/L	1	U
LF-02	Shallow	10-20	1 3-Dichlorobenzene	9/8/2011 10:45	ug/L	2.8	U
LF-02	Shallow	10-20	1 4-Dichlorobenzene	9/8/2011 10:45	ug/L	1	U
LF-02	Shallow	10-20	1 4-Dichlorobenzene	9/8/2011 10:45	ug/L	2.8	U
LF-02	Shallow	10-20	2 4 5-Trichlorophenol	9/8/2011 10:45	ug/L	7.5	U
LF-02	Shallow	10-20	2 4 6-Trichlorophenol	9/8/2011 10:45	ug/L	7.5	U
LF-02	Shallow	10-20	2 4-Dichlorophenol	9/8/2011 10:45	ug/L	7.5	U
LF-02	Shallow	10-20	2 4-Dimethylphenol	9/8/2011 10:45	ug/L	35.5	
LF-02	Shallow	10-20	2 4-Dinitrophenol	9/8/2011 10:45	ug/L	15.1	U
LF-02	Shallow	10-20	2 4-Dinitrotoluene	9/8/2011 10:45	ug/L	2.8	U
LF-02	Shallow	10-20	2 6-Dinitrotoluene	9/8/2011 10:45	ug/L	2.8	U
LF-02	Shallow	10-20	2-Butanone	9/8/2011 10:45	ug/L	10	U
LF-02	Shallow	10-20	2-Chloronaphthalene	9/8/2011 10:45	ug/L	2.8	U

Parcel A11 Historical Well Data (ARM Monitoring Wells)
Former Sparrows Point Steel Mill
Sparrows Point, Maryland

Well ID (<i>alt.</i>)	Zone	Screen Interval (feet bgs)	Chemical Analyte	Sample Date/Time	Units	Result	
LF-02	Shallow	10-20	2-Chlorophenol	9/8/2011 10:45	ug/L	7.5	U
LF-02	Shallow	10-20	2-Hexanone	9/8/2011 10:45	ug/L	5	U
LF-02	Shallow	10-20	2-Methyl-4,6-dinitrophenol	9/8/2011 10:45	ug/L	7.5	U
LF-02	Shallow	10-20	2-Methylnaphthalene	9/8/2011 10:45	ug/L	1.8	J
LF-02	Shallow	10-20	2-Nitroaniline	9/8/2011 10:45	ug/L	2.8	U
LF-02	Shallow	10-20	2-Nitrophenol	9/8/2011 10:45	ug/L	7.5	U
LF-02	Shallow	10-20	3,3-Dichlorobenzidine	9/8/2011 10:45	ug/L	15.1	U
LF-02	Shallow	10-20	3-Nitroaniline	9/8/2011 10:45	ug/L	2.8	U
LF-02	Shallow	10-20	4-Bromophenyl-phenylether	9/8/2011 10:45	ug/L	2.8	U
LF-02	Shallow	10-20	4-Chloro-3-methylphenol	9/8/2011 10:45	ug/L	0.95	J
LF-02	Shallow	10-20	4-Chloroaniline	9/8/2011 10:45	ug/L	2.8	U
LF-02	Shallow	10-20	4-Chlorophenyl-phenylether	9/8/2011 10:45	ug/L	2.8	U
LF-02	Shallow	10-20	4-Methyl-2-Pentanone(MIBK)	9/8/2011 10:45	ug/L	1.8	J
LF-02	Shallow	10-20	4-Nitroaniline	9/8/2011 10:45	ug/L	2.8	U
LF-02	Shallow	10-20	4-Nitrophenol	9/8/2011 10:45	ug/L	7.5	U
LF-02	Shallow	10-20	Acenaphthene	9/8/2011 10:45	ug/L	1.4	U
LF-02	Shallow	10-20	Acenaphthene	9/8/2011 10:45	ug/L	0.074	J
LF-02	Shallow	10-20	Acenaphthylene	9/8/2011 10:45	ug/L	1.4	U
LF-02	Shallow	10-20	Acenaphthylene	9/8/2011 10:45	ug/L	0.094	U
LF-02	Shallow	10-20	Acetone	9/8/2011 10:45	ug/L	22.8	
LF-02	Shallow	10-20	Acrylonitrile	9/8/2011 10:45	ug/L	5	U
LF-02	Shallow	10-20	Alkalinity Total	9/8/2011 10:45	mg/L	243	
LF-02	Shallow	10-20	Ammonia-N	9/8/2011 10:45	mg/L	82.6	
LF-02	Shallow	10-20	Anthracene	9/8/2011 10:45	ug/L	0.72	J
LF-02	Shallow	10-20	Anthracene	9/8/2011 10:45	ug/L	0.34	
LF-02	Shallow	10-20	Antimony Total	9/8/2011 10:45	mg/L	0.0022	U
LF-02	Shallow	10-20	Arsenic Total	9/8/2011 10:45	mg/L	0.014	
LF-02	Shallow	10-20	Barium Total	9/8/2011 10:45	mg/L	0.061	
LF-02	Shallow	10-20	Benzene	9/8/2011 10:45	ug/L	1.2	
LF-02	Shallow	10-20	Benzo(a)anthracene	9/8/2011 10:45	ug/L	1.4	U
LF-02	Shallow	10-20	Benzo(a)anthracene	9/8/2011 10:45	ug/L	0.094	U
LF-02	Shallow	10-20	Benzo(a)pyrene	9/8/2011 10:45	ug/L	1.4	U
LF-02	Shallow	10-20	Benzo(a)pyrene	9/8/2011 10:45	ug/L	0.094	U
LF-02	Shallow	10-20	Benzo(b)fluoranthene	9/8/2011 10:45	ug/L	1.4	U
LF-02	Shallow	10-20	Benzo(b)fluoranthene	9/8/2011 10:45	ug/L	0.094	U
LF-02	Shallow	10-20	Benzo(g,h,i)perylene	9/8/2011 10:45	ug/L	1.4	U
LF-02	Shallow	10-20	Benzo(g,h,i)perylene	9/8/2011 10:45	ug/L	0.094	U
LF-02	Shallow	10-20	Benzo(k)fluoranthene	9/8/2011 10:45	ug/L	1.4	U
LF-02	Shallow	10-20	Benzo(k)fluoranthene	9/8/2011 10:45	ug/L	0.094	U
LF-02	Shallow	10-20	Beryllium Total	9/8/2011 10:45	mg/L	0.001	U
LF-02	Shallow	10-20	bis(2-Chloroethoxy)methane	9/8/2011 10:45	ug/L	2.8	U
LF-02	Shallow	10-20	bis(2-Chloroethyl)ether	9/8/2011 10:45	ug/L	2.8	U
LF-02	Shallow	10-20	bis(2-Chloroisopropyl)ether	9/8/2011 10:45	ug/L	2.8	U
LF-02	Shallow	10-20	bis(2-Ethylhexyl)phthalate	9/8/2011 10:45	ug/L	2.8	U
LF-02	Shallow	10-20	Bromochloromethane	9/8/2011 10:45	ug/L	1	U
LF-02	Shallow	10-20	Bromodichloromethane	9/8/2011 10:45	ug/L	1	U
LF-02	Shallow	10-20	Bromoform	9/8/2011 10:45	ug/L	1	U
LF-02	Shallow	10-20	Bromomethane	9/8/2011 10:45	ug/L	1	U
LF-02	Shallow	10-20	Butylbenzylphthalate	9/8/2011 10:45	ug/L	2.8	U
LF-02	Shallow	10-20	Cadmium Total	9/8/2011 10:45	mg/L	0.0011	U
LF-02	Shallow	10-20	Calcium Total	9/8/2011 10:45	mg/L	681	
LF-02	Shallow	10-20	Carbazole	9/8/2011 10:45	ug/L	1.6	J
LF-02	Shallow	10-20	Carbon Disulfide	9/8/2011 10:45	ug/L	4.5	
LF-02	Shallow	10-20	Carbon Tetrachloride	9/8/2011 10:45	ug/L	1	U
LF-02	Shallow	10-20	Chemical Oxygen Demand (COD)	9/8/2011 10:45	mg/L	506	
LF-02	Shallow	10-20	Chloride	9/8/2011 10:45	mg/L	1190	
LF-02	Shallow	10-20	Chlorobenzene	9/8/2011 10:45	ug/L	1	U
LF-02	Shallow	10-20	Chlorodibromomethane	9/8/2011 10:45	ug/L	1	U
LF-02	Shallow	10-20	Chloroethane	9/8/2011 10:45	ug/L	1	U

Parcel A11 Historical Well Data (ARM Monitoring Wells)
Former Sparrows Point Steel Mill
Sparrows Point, Maryland

Well ID (<i>alt.</i>)	Zone	Screen Interval (feet bgs)	Chemical Analyte	Sample Date/Time	Units	Result	
LF-02	Shallow	10-20	Chloroform	9/8/2011 10:45	ug/L	1	U
LF-02	Shallow	10-20	Chloromethane	9/8/2011 10:45	ug/L	1	U
LF-02	Shallow	10-20	Chromium Total	9/8/2011 10:45	mg/L	0.0022	U
LF-02	Shallow	10-20	Chrysene	9/8/2011 10:45	ug/L	1.4	U
LF-02	Shallow	10-20	Chrysene	9/8/2011 10:45	ug/L	0.094	U
LF-02	Shallow	10-20	cis-1 2-Dichloroethene	9/8/2011 10:45	ug/L	1	U
LF-02	Shallow	10-20	cis-1 3-Dichloropropene	9/8/2011 10:45	ug/L	1	U
LF-02	Shallow	10-20	Cobalt Total	9/8/2011 10:45	mg/L	0.0054	J
LF-02	Shallow	10-20	Copper Total	9/8/2011 10:45	mg/L	0.0072	
LF-02	Shallow	10-20	Dibenzo(a h)anthracene	9/8/2011 10:45	ug/L	1.9	U
LF-02	Shallow	10-20	Dibenzo(a h)anthracene	9/8/2011 10:45	ug/L	0.066	U
LF-02	Shallow	10-20	Dibenzofuran	9/8/2011 10:45	ug/L	2.8	U
LF-02	Shallow	10-20	Dibromomethane	9/8/2011 10:45	ug/L	1	U
LF-02	Shallow	10-20	Diethylphthalate	9/8/2011 10:45	ug/L	7.5	U
LF-02	Shallow	10-20	Dimethylphthalate	9/8/2011 10:45	ug/L	7.5	U
LF-02	Shallow	10-20	Di-n-Butylphthalate	9/8/2011 10:45	ug/L	2.8	U
LF-02	Shallow	10-20	Di-n-Octylphthalate	9/8/2011 10:45	ug/L	7.5	U
LF-02	Shallow	10-20	Ethylbenzene	9/8/2011 10:45	ug/L	1.1	
LF-02	Shallow	10-20	Fluoranthene	9/8/2011 10:45	ug/L	1.4	U
LF-02	Shallow	10-20	Fluoranthene	9/8/2011 10:45	ug/L	0.16	
LF-02	Shallow	10-20	Fluorene	9/8/2011 10:45	ug/L	0.54	J
LF-02	Shallow	10-20	Fluorene	9/8/2011 10:45	ug/L	0.076	J
LF-02	Shallow	10-20	Hardness	9/8/2011 10:45	mg/L	1540	
LF-02	Shallow	10-20	Hexachlorobenzene	9/8/2011 10:45	ug/L	2.8	U
LF-02	Shallow	10-20	Hexachlorobutadiene	9/8/2011 10:45	ug/L	2.8	U
LF-02	Shallow	10-20	Hexachlorocyclopentadiene	9/8/2011 10:45	ug/L	7.5	U
LF-02	Shallow	10-20	Hexachloroethane	9/8/2011 10:45	ug/L	2.8	U
LF-02	Shallow	10-20	Indeno(1 2 3-cd)pyrene	9/8/2011 10:45	ug/L	1.4	U
LF-02	Shallow	10-20	Indeno(1 2 3-cd)pyrene	9/8/2011 10:45	ug/L	0.094	U
LF-02	Shallow	10-20	Iodomethane	9/8/2011 10:45	ug/L	1	U
LF-02	Shallow	10-20	Iron Total	9/8/2011 10:45	mg/L	0.39	
LF-02	Shallow	10-20	Isophorone	9/8/2011 10:45	ug/L	1.5	J
LF-02	Shallow	10-20	Lead Total	9/8/2011 10:45	mg/L	0.0012	J
LF-02	Shallow	10-20	Magnesium Total	9/8/2011 10:45	mg/L	0.062	J
LF-02	Shallow	10-20	Manganese Total	9/8/2011 10:45	mg/L	0.005	J
LF-02	Shallow	10-20	Mercury Total	9/8/2011 10:45	mg/L	0.00022	U
LF-02	Shallow	10-20	Methylene Chloride	9/8/2011 10:45	ug/L	1	U
LF-02	Shallow	10-20	mp-Cresol	9/8/2011 10:45	ug/L	48.7	
LF-02	Shallow	10-20	Naphthalene	9/8/2011 10:45	ug/L	9.4	
LF-02	Shallow	10-20	Naphthalene	9/8/2011 10:45	ug/L	9.7	
LF-02	Shallow	10-20	Nickel Total	9/8/2011 10:45	mg/L	0.013	
LF-02	Shallow	10-20	Nitrate-N	9/8/2011 10:45	mg/L	0.5	U
LF-02	Shallow	10-20	Nitrobenzene	9/8/2011 10:45	ug/L	2.8	U
LF-02	Shallow	10-20	N-Nitroso-di-n-propylamine	9/8/2011 10:45	ug/L	2.8	U
LF-02	Shallow	10-20	N-Nitrosodiphenylamine	9/8/2011 10:45	ug/L	2.8	U
LF-02	Shallow	10-20	o-Cresol	9/8/2011 10:45	ug/L	14.7	
LF-02	Shallow	10-20	Pentachlorophenol	9/8/2011 10:45	ug/L	15.1	U
LF-02	Shallow	10-20	pH	9/8/2011 10:45	pH Units	10.34	
LF-02	Shallow	10-20	Phenanthrene	9/8/2011 10:45	ug/L	0.9	J
LF-02	Shallow	10-20	Phenanthrene	9/8/2011 10:45	ug/L	0.7	
LF-02	Shallow	10-20	Phenol	9/8/2011 10:45	ug/L	225	
LF-02	Shallow	10-20	Potassium Total	9/8/2011 10:45	mg/L	169	
LF-02	Shallow	10-20	Pyrene	9/8/2011 10:45	ug/L	1.4	U
LF-02	Shallow	10-20	Pyrene	9/8/2011 10:45	ug/L	0.12	
LF-02	Shallow	10-20	Selenium Total	9/8/2011 10:45	mg/L	0.011	
LF-02	Shallow	10-20	Silver Total	9/8/2011 10:45	mg/L	0.0022	U
LF-02	Shallow	10-20	Sodium Total	9/8/2011 10:45	mg/L	570	
LF-02	Shallow	10-20	Specific Conductance	9/8/2011 10:45	umhos/cm	6670	
LF-02	Shallow	10-20	Styrene	9/8/2011 10:45	ug/L	1	U

Parcel A11 Historical Well Data (ARM Monitoring Wells)
Former Sparrows Point Steel Mill
Sparrows Point, Maryland

Well ID (<i>alt.</i>)	Zone	Screen Interval (feet bgs)	Chemical Analyte	Sample Date/Time	Units	Result	
LF-02	Shallow	10-20	Sulfate	9/8/2011 10:45	mg/L	1480	
LF-02	Shallow	10-20	Tetrachloroethene	9/8/2011 10:45	ug/L	1	U
LF-02	Shallow	10-20	Thallium Total	9/8/2011 10:45	mg/L	0.001	U
LF-02	Shallow	10-20	Toluene	9/8/2011 10:45	ug/L	0.45	J
LF-02	Shallow	10-20	Total Dissolved Solids	9/8/2011 10:45	mg/L	4770	
LF-02	Shallow	10-20	trans-1 2-Dichloroethene	9/8/2011 10:45	ug/L	1	U
LF-02	Shallow	10-20	trans-1 3-Dichloropropene	9/8/2011 10:45	ug/L	1	U
LF-02	Shallow	10-20	trans-1 4-Dichloro-2-butene	9/8/2011 10:45	ug/L	3	U
LF-02	Shallow	10-20	Trichloroethene	9/8/2011 10:45	ug/L	1	U
LF-02	Shallow	10-20	Trichlorofluoromethane	9/8/2011 10:45	ug/L	1	U
LF-02	Shallow	10-20	Turbidity	9/8/2011 10:45	NTU	3.38	
LF-02	Shallow	10-20	Vanadium Total	9/8/2011 10:45	mg/L	0.017	
LF-02	Shallow	10-20	Vinyl Acetate	9/8/2011 10:45	ug/L	5	U
LF-02	Shallow	10-20	Vinyl Chloride	9/8/2011 10:45	ug/L	1	U
LF-02	Shallow	10-20	Zinc Total	9/8/2011 10:45	mg/L	0.0067	
LF-03D	Intermediate	50-60	1 1 1 2-Tetrachloroethane	9/6/2011 15:00	ug/L	1	U
LF-03D	Intermediate	50-60	1 1 1-Trichloroethane	9/6/2011 15:00	ug/L	1	U
LF-03D	Intermediate	50-60	1 1 2 2-Tetrachloroethane	9/6/2011 15:00	ug/L	1	U
LF-03D	Intermediate	50-60	1 1 2-Trichloroethane	9/6/2011 15:00	ug/L	1	U
LF-03D	Intermediate	50-60	1 1-Dichloroethane	9/6/2011 15:00	ug/L	1	U
LF-03D	Intermediate	50-60	1 1-Dichloroethene	9/6/2011 15:00	ug/L	1	U
LF-03D	Intermediate	50-60	1 2 3-Trichloropropane	9/6/2011 15:00	ug/L	2	U
LF-03D	Intermediate	50-60	1 2-Dibromo-3-chloropropane	9/6/2011 15:00	ug/L	0.02	U
LF-03D	Intermediate	50-60	1 2-Dibromoethane	9/6/2011 15:00	ug/L	0.02	U
LF-03D	Intermediate	50-60	1 2-Dichlorobenzene	9/6/2011 15:00	ug/L	1	U
LF-03D	Intermediate	50-60	1 2-Dichloroethane	9/6/2011 15:00	ug/L	1	U
LF-03D	Intermediate	50-60	1 2-Dichloropropane	9/6/2011 15:00	ug/L	1	U
LF-03D	Intermediate	50-60	1 4-Dichlorobenzene	9/6/2011 15:00	ug/L	1	U
LF-03D	Intermediate	50-60	2-Butanone	9/6/2011 15:00	ug/L	10	U
LF-03D	Intermediate	50-60	2-Hexanone	9/6/2011 15:00	ug/L	5	U
LF-03D	Intermediate	50-60	4-Methyl-2-Pentanone(MIBK)	9/6/2011 15:00	ug/L	5	U
LF-03D	Intermediate	50-60	Acenaphthene	9/6/2011 15:00	ug/L	0.017	J
LF-03D	Intermediate	50-60	Acenaphthylene	9/6/2011 15:00	ug/L	0.094	U
LF-03D	Intermediate	50-60	Acetone	9/6/2011 15:00	ug/L	22.7	
LF-03D	Intermediate	50-60	Acrylonitrile	9/6/2011 15:00	ug/L	5	U
LF-03D	Intermediate	50-60	Alkalinity Total	9/6/2011 15:00	mg/L	368	
LF-03D	Intermediate	50-60	Ammonia-N	9/6/2011 15:00	mg/L	3.58	
LF-03D	Intermediate	50-60	Anthracene	9/6/2011 15:00	ug/L	0.094	U
LF-03D	Intermediate	50-60	Antimony Total	9/6/2011 15:00	mg/L	0.00092	J
LF-03D	Intermediate	50-60	Arsenic Total	9/6/2011 15:00	mg/L	0.0039	
LF-03D	Intermediate	50-60	Barium Total	9/6/2011 15:00	mg/L	0.33	
LF-03D	Intermediate	50-60	Benzene	9/6/2011 15:00	ug/L	1	U
LF-03D	Intermediate	50-60	Benzo(a)anthracene	9/6/2011 15:00	ug/L	0.094	U
LF-03D	Intermediate	50-60	Benzo(a)pyrene	9/6/2011 15:00	ug/L	0.039	J
LF-03D	Intermediate	50-60	Benzo(b)fluoranthene	9/6/2011 15:00	ug/L	0.094	U
LF-03D	Intermediate	50-60	Benzo(g h i)perylene	9/6/2011 15:00	ug/L	0.094	U
LF-03D	Intermediate	50-60	Benzo(k)fluoranthene	9/6/2011 15:00	ug/L	0.094	U
LF-03D	Intermediate	50-60	Beryllium Total	9/6/2011 15:00	mg/L	0.001	U
LF-03D	Intermediate	50-60	Bromochloromethane	9/6/2011 15:00	ug/L	1	U
LF-03D	Intermediate	50-60	Bromodichloromethane	9/6/2011 15:00	ug/L	1	U
LF-03D	Intermediate	50-60	Bromoforn	9/6/2011 15:00	ug/L	1	U
LF-03D	Intermediate	50-60	Bromomethane	9/6/2011 15:00	ug/L	1	U
LF-03D	Intermediate	50-60	Cadmium Total	9/6/2011 15:00	mg/L	0.0011	U
LF-03D	Intermediate	50-60	Calcium Total	9/6/2011 15:00	mg/L	69.9	
LF-03D	Intermediate	50-60	Carbon Disulfide	9/6/2011 15:00	ug/L	1	U
LF-03D	Intermediate	50-60	Carbon Tetrachloride	9/6/2011 15:00	ug/L	1	U
LF-03D	Intermediate	50-60	Chemical Oxygen Demand (COD)	9/6/2011 15:00	mg/L	26	
LF-03D	Intermediate	50-60	Chloride	9/6/2011 15:00	mg/L	61.1	
LF-03D	Intermediate	50-60	Chlorobenzene	9/6/2011 15:00	ug/L	1	U

Parcel A11 Historical Well Data (ARM Monitoring Wells)
Former Sparrows Point Steel Mill
Sparrows Point, Maryland

Well ID (<i>alt.</i>)	Zone	Screen Interval (feet bgs)	Chemical Analyte	Sample Date/Time	Units	Result	
LF-03D	Intermediate	50-60	Chlorodibromomethane	9/6/2011 15:00	ug/L	1	U
LF-03D	Intermediate	50-60	Chloroethane	9/6/2011 15:00	ug/L	1	U
LF-03D	Intermediate	50-60	Chloroform	9/6/2011 15:00	ug/L	1	U
LF-03D	Intermediate	50-60	Chloromethane	9/6/2011 15:00	ug/L	1	U
LF-03D	Intermediate	50-60	Chromium Total	9/6/2011 15:00	mg/L	0.0022	U
LF-03D	Intermediate	50-60	Chrysene	9/6/2011 15:00	ug/L	0.094	U
LF-03D	Intermediate	50-60	cis-1 2-Dichloroethene	9/6/2011 15:00	ug/L	1	U
LF-03D	Intermediate	50-60	cis-1 3-Dichloropropene	9/6/2011 15:00	ug/L	1	U
LF-03D	Intermediate	50-60	Cobalt Total	9/6/2011 15:00	mg/L	0.0056	U
LF-03D	Intermediate	50-60	Copper Total	9/6/2011 15:00	mg/L	0.015	
LF-03D	Intermediate	50-60	Dibenzo(a h)anthracene	9/6/2011 15:00	ug/L	0.066	U
LF-03D	Intermediate	50-60	Dibromomethane	9/6/2011 15:00	ug/L	1	U
LF-03D	Intermediate	50-60	Ethylbenzene	9/6/2011 15:00	ug/L	1	U
LF-03D	Intermediate	50-60	Fluoranthene	9/6/2011 15:00	ug/L	0.094	U
LF-03D	Intermediate	50-60	Fluorene	9/6/2011 15:00	ug/L	0.014	J
LF-03D	Intermediate	50-60	Hardness	9/6/2011 15:00	mg/L	218	
LF-03D	Intermediate	50-60	Indeno(1 2 3-cd)pyrene	9/6/2011 15:00	ug/L	0.094	U
LF-03D	Intermediate	50-60	Iodomethane	9/6/2011 15:00	ug/L	1	U
LF-03D	Intermediate	50-60	Iron Total	9/6/2011 15:00	mg/L	6.7	
LF-03D	Intermediate	50-60	Lead Total	9/6/2011 15:00	mg/L	0.0028	
LF-03D	Intermediate	50-60	Magnesium Total	9/6/2011 15:00	mg/L	2.1	
LF-03D	Intermediate	50-60	Manganese Total	9/6/2011 15:00	mg/L	0.26	
LF-03D	Intermediate	50-60	Mercury Total	9/6/2011 15:00	mg/L	0.00022	U
LF-03D	Intermediate	50-60	Methylene Chloride	9/6/2011 15:00	ug/L	0.59	J
LF-03D	Intermediate	50-60	Naphthalene	9/6/2011 15:00	ug/L	0.078	J
LF-03D	Intermediate	50-60	Nickel Total	9/6/2011 15:00	mg/L	0.0053	J
LF-03D	Intermediate	50-60	Nitrate-N	9/6/2011 15:00	mg/L	0.5	U
LF-03D	Intermediate	50-60	pH	9/6/2011 15:00	pH_Units	11.38	
LF-03D	Intermediate	50-60	Phenanthrene	9/6/2011 15:00	ug/L	0.034	J
LF-03D	Intermediate	50-60	Potassium Total	9/6/2011 15:00	mg/L	20.2	
LF-03D	Intermediate	50-60	Pyrene	9/6/2011 15:00	ug/L	0.094	U
LF-03D	Intermediate	50-60	Selenium Total	9/6/2011 15:00	mg/L	0.0056	U
LF-03D	Intermediate	50-60	Silver Total	9/6/2011 15:00	mg/L	0.0022	U
LF-03D	Intermediate	50-60	Sodium Total	9/6/2011 15:00	mg/L	147	
LF-03D	Intermediate	50-60	Specific Conductance	9/6/2011 15:00	umhos/cm	1170	
LF-03D	Intermediate	50-60	Styrene	9/6/2011 15:00	ug/L	1	U
LF-03D	Intermediate	50-60	Sulfate	9/6/2011 15:00	mg/L	15.8	
LF-03D	Intermediate	50-60	Tetrachloroethene	9/6/2011 15:00	ug/L	1	U
LF-03D	Intermediate	50-60	Thallium Total	9/6/2011 15:00	mg/L	0.001	U
LF-03D	Intermediate	50-60	Toluene	9/6/2011 15:00	ug/L	1	U
LF-03D	Intermediate	50-60	Total Dissolved Solids	9/6/2011 15:00	mg/L	557	
LF-03D	Intermediate	50-60	trans-1 2-Dichloroethene	9/6/2011 15:00	ug/L	1	U
LF-03D	Intermediate	50-60	trans-1 3-Dichloropropene	9/6/2011 15:00	ug/L	1	U
LF-03D	Intermediate	50-60	trans-1 4-Dichloro-2-butene	9/6/2011 15:00	ug/L	3	U
LF-03D	Intermediate	50-60	Trichloroethene	9/6/2011 15:00	ug/L	1	U
LF-03D	Intermediate	50-60	Trichlorofluoromethane	9/6/2011 15:00	ug/L	1	U
LF-03D	Intermediate	50-60	Turbidity	9/6/2011 15:00	NTU	63	
LF-03D	Intermediate	50-60	Vanadium Total	9/6/2011 15:00	mg/L	0.012	
LF-03D	Intermediate	50-60	Vinyl Acetate	9/6/2011 15:00	ug/L	5	U
LF-03D	Intermediate	50-60	Vinyl Chloride	9/6/2011 15:00	ug/L	1	U
LF-03D	Intermediate	50-60	Zinc Total	9/6/2011 15:00	mg/L	0.0036	J
LF-03S	Shallow	5.5-15.5	1 1 1 2-Tetrachloroethane	9/6/2011 16:15	ug/L	1	U
LF-03S	Shallow	5.5-15.5	1 1 1-Trichloroethane	9/6/2011 16:15	ug/L	1	U
LF-03S	Shallow	5.5-15.5	1 1 2 2-Tetrachloroethane	9/6/2011 16:15	ug/L	1	U
LF-03S	Shallow	5.5-15.5	1 1 2-Trichloroethane	9/6/2011 16:15	ug/L	1	U
LF-03S	Shallow	5.5-15.5	1 1-Dichloroethane	9/6/2011 16:15	ug/L	1	U
LF-03S	Shallow	5.5-15.5	1 1-Dichloroethene	9/6/2011 16:15	ug/L	1	U
LF-03S	Shallow	5.5-15.5	1 2 3-Trichloropropane	9/6/2011 16:15	ug/L	2	U
LF-03S	Shallow	5.5-15.5	1 2 4-Trichlorobenzene	9/6/2011 16:15	ug/L	2.9	U

Parcel A11 Historical Well Data (ARM Monitoring Wells)
Former Sparrows Point Steel Mill
Sparrows Point, Maryland

Well ID (<i>alt.</i>)	Zone	Screen Interval (feet bgs)	Chemical Analyte	Sample Date/Time	Units	Result	
LF-03S	Shallow	5.5-15.5	1 2-Dibromo-3-chloropropane	9/6/2011 16:15	ug/L	0.021	U
LF-03S	Shallow	5.5-15.5	1 2-Dibromoethane	9/6/2011 16:15	ug/L	0.021	U
LF-03S	Shallow	5.5-15.5	1 2-Dichlorobenzene	9/6/2011 16:15	ug/L	1	U
LF-03S	Shallow	5.5-15.5	1 2-Dichlorobenzene	9/6/2011 16:15	ug/L	2.9	U
LF-03S	Shallow	5.5-15.5	1 2-Dichloroethane	9/6/2011 16:15	ug/L	1	U
LF-03S	Shallow	5.5-15.5	1 2-Dichloropropane	9/6/2011 16:15	ug/L	1	U
LF-03S	Shallow	5.5-15.5	1 3-Dichlorobenzene	9/6/2011 16:15	ug/L	2.9	U
LF-03S	Shallow	5.5-15.5	1 4-Dichlorobenzene	9/6/2011 16:15	ug/L	1	U
LF-03S	Shallow	5.5-15.5	1 4-Dichlorobenzene	9/6/2011 16:15	ug/L	2.9	U
LF-03S	Shallow	5.5-15.5	2 4 5-Trichlorophenol	9/6/2011 16:15	ug/L	7.8	U
LF-03S	Shallow	5.5-15.5	2 4 6-Trichlorophenol	9/6/2011 16:15	ug/L	7.8	U
LF-03S	Shallow	5.5-15.5	2 4-Dichlorophenol	9/6/2011 16:15	ug/L	7.8	U
LF-03S	Shallow	5.5-15.5	2 4-Dimethylphenol	9/6/2011 16:15	ug/L	7.8	U
LF-03S	Shallow	5.5-15.5	2 4-Dinitrophenol	9/6/2011 16:15	ug/L	15.7	U
LF-03S	Shallow	5.5-15.5	2 4-Dinitrotoluene	9/6/2011 16:15	ug/L	2.9	U
LF-03S	Shallow	5.5-15.5	2 6-Dinitrotoluene	9/6/2011 16:15	ug/L	2.9	U
LF-03S	Shallow	5.5-15.5	2-Butanone	9/6/2011 16:15	ug/L	10	U
LF-03S	Shallow	5.5-15.5	2-Chloronaphthalene	9/6/2011 16:15	ug/L	2.9	U
LF-03S	Shallow	5.5-15.5	2-Chlorophenol	9/6/2011 16:15	ug/L	7.8	U
LF-03S	Shallow	5.5-15.5	2-Hexanone	9/6/2011 16:15	ug/L	5	U
LF-03S	Shallow	5.5-15.5	2-Methyl-4 6-dinitrophenol	9/6/2011 16:15	ug/L	7.8	U
LF-03S	Shallow	5.5-15.5	2-Methylnaphthalene	9/6/2011 16:15	ug/L	5.5	
LF-03S	Shallow	5.5-15.5	2-Nitroaniline	9/6/2011 16:15	ug/L	2.9	U
LF-03S	Shallow	5.5-15.5	2-Nitrophenol	9/6/2011 16:15	ug/L	7.8	U
LF-03S	Shallow	5.5-15.5	3 3-Dichlorobenzidine	9/6/2011 16:15	ug/L	15.7	U
LF-03S	Shallow	5.5-15.5	3-Nitroaniline	9/6/2011 16:15	ug/L	2.9	U
LF-03S	Shallow	5.5-15.5	4-Bromophenyl-phenylether	9/6/2011 16:15	ug/L	2.9	U
LF-03S	Shallow	5.5-15.5	4-Chloro-3-methylphenol	9/6/2011 16:15	ug/L	7.8	U
LF-03S	Shallow	5.5-15.5	4-Chloroaniline	9/6/2011 16:15	ug/L	2.9	U
LF-03S	Shallow	5.5-15.5	4-Chlorophenyl-phenylether	9/6/2011 16:15	ug/L	2.9	U
LF-03S	Shallow	5.5-15.5	4-Methyl-2-Pentanone(MIBK)	9/6/2011 16:15	ug/L	5	U
LF-03S	Shallow	5.5-15.5	4-Nitroaniline	9/6/2011 16:15	ug/L	2.9	U
LF-03S	Shallow	5.5-15.5	4-Nitrophenol	9/6/2011 16:15	ug/L	7.8	U
LF-03S	Shallow	5.5-15.5	Acenaphthene	9/6/2011 16:15	ug/L	1.5	U
LF-03S	Shallow	5.5-15.5	Acenaphthene	9/6/2011 16:15	ug/L	0.029	J
LF-03S	Shallow	5.5-15.5	Acenaphthylene	9/6/2011 16:15	ug/L	1.5	U
LF-03S	Shallow	5.5-15.5	Acenaphthylene	9/6/2011 16:15	ug/L	0.055	J
LF-03S	Shallow	5.5-15.5	Acetone	9/6/2011 16:15	ug/L	10	U
LF-03S	Shallow	5.5-15.5	Acrylonitrile	9/6/2011 16:15	ug/L	5	U
LF-03S	Shallow	5.5-15.5	Alkalinity Total	9/6/2011 16:15	mg/L	9	
LF-03S	Shallow	5.5-15.5	Ammonia-N	9/6/2011 16:15	mg/L	0.1	U
LF-03S	Shallow	5.5-15.5	Anthracene	9/6/2011 16:15	ug/L	1.5	U
LF-03S	Shallow	5.5-15.5	Anthracene	9/6/2011 16:15	ug/L	0.098	U
LF-03S	Shallow	5.5-15.5	Antimony Total	9/6/2011 16:15	mg/L	0.0022	U
LF-03S	Shallow	5.5-15.5	Arsenic Total	9/6/2011 16:15	mg/L	0.032	
LF-03S	Shallow	5.5-15.5	Barium Total	9/6/2011 16:15	mg/L	0.011	
LF-03S	Shallow	5.5-15.5	Benzene	9/6/2011 16:15	ug/L	36.5	
LF-03S	Shallow	5.5-15.5	Benzo(a)anthracene	9/6/2011 16:15	ug/L	1.5	U
LF-03S	Shallow	5.5-15.5	Benzo(a)anthracene	9/6/2011 16:15	ug/L	0.098	U
LF-03S	Shallow	5.5-15.5	Benzo(a)pyrene	9/6/2011 16:15	ug/L	1.5	U
LF-03S	Shallow	5.5-15.5	Benzo(a)pyrene	9/6/2011 16:15	ug/L	0.098	U
LF-03S	Shallow	5.5-15.5	Benzo(b)fluoranthene	9/6/2011 16:15	ug/L	1.5	U
LF-03S	Shallow	5.5-15.5	Benzo(b)fluoranthene	9/6/2011 16:15	ug/L	0.098	U
LF-03S	Shallow	5.5-15.5	Benzo(g h i)perylene	9/6/2011 16:15	ug/L	1.5	U
LF-03S	Shallow	5.5-15.5	Benzo(g h i)perylene	9/6/2011 16:15	ug/L	0.098	U
LF-03S	Shallow	5.5-15.5	Benzo(k)fluoranthene	9/6/2011 16:15	ug/L	1.5	U
LF-03S	Shallow	5.5-15.5	Benzo(k)fluoranthene	9/6/2011 16:15	ug/L	0.098	U
LF-03S	Shallow	5.5-15.5	Beryllium Total	9/6/2011 16:15	mg/L	0.0045	
LF-03S	Shallow	5.5-15.5	bis(2-Chloroethoxy)methane	9/6/2011 16:15	ug/L	2.9	U

Parcel A11 Historical Well Data (ARM Monitoring Wells)
Former Sparrows Point Steel Mill
Sparrows Point, Maryland

Well ID (<i>alt.</i>)	Zone	Screen Interval (feet bgs)	Chemical Analyte	Sample Date/Time	Units	Result	
LF-03S	Shallow	5.5-15.5	bis(2-Chloroethyl)ether	9/6/2011 16:15	ug/L	2.9	U
LF-03S	Shallow	5.5-15.5	bis(2-Chloroisopropyl)ether	9/6/2011 16:15	ug/L	2.9	U
LF-03S	Shallow	5.5-15.5	bis(2-Ethylhexyl)phthalate	9/6/2011 16:15	ug/L	2.9	U
LF-03S	Shallow	5.5-15.5	Bromochloromethane	9/6/2011 16:15	ug/L	1	U
LF-03S	Shallow	5.5-15.5	Bromodichloromethane	9/6/2011 16:15	ug/L	1	U
LF-03S	Shallow	5.5-15.5	Bromoform	9/6/2011 16:15	ug/L	1	U
LF-03S	Shallow	5.5-15.5	Bromomethane	9/6/2011 16:15	ug/L	1	U
LF-03S	Shallow	5.5-15.5	Butylbenzylphthalate	9/6/2011 16:15	ug/L	2.9	U
LF-03S	Shallow	5.5-15.5	Cadmium Total	9/6/2011 16:15	mg/L	0.025	
LF-03S	Shallow	5.5-15.5	Calcium Total	9/6/2011 16:15	mg/L	8.9	
LF-03S	Shallow	5.5-15.5	Carbazole	9/6/2011 16:15	ug/L	2.9	U
LF-03S	Shallow	5.5-15.5	Carbon Disulfide	9/6/2011 16:15	ug/L	1	U
LF-03S	Shallow	5.5-15.5	Carbon Tetrachloride	9/6/2011 16:15	ug/L	1	U
LF-03S	Shallow	5.5-15.5	Chemical Oxygen Demand (COD)	9/6/2011 16:15	mg/L	21	
LF-03S	Shallow	5.5-15.5	Chloride	9/6/2011 16:15	mg/L	96.5	
LF-03S	Shallow	5.5-15.5	Chlorobenzene	9/6/2011 16:15	ug/L	1	U
LF-03S	Shallow	5.5-15.5	Chlorodibromomethane	9/6/2011 16:15	ug/L	1	U
LF-03S	Shallow	5.5-15.5	Chloroethane	9/6/2011 16:15	ug/L	1	U
LF-03S	Shallow	5.5-15.5	Chloroform	9/6/2011 16:15	ug/L	1	U
LF-03S	Shallow	5.5-15.5	Chloromethane	9/6/2011 16:15	ug/L	1	U
LF-03S	Shallow	5.5-15.5	Chromium Total	9/6/2011 16:15	mg/L	0.0014	J
LF-03S	Shallow	5.5-15.5	Chrysene	9/6/2011 16:15	ug/L	1.5	U
LF-03S	Shallow	5.5-15.5	Chrysene	9/6/2011 16:15	ug/L	0.098	U
LF-03S	Shallow	5.5-15.5	cis-1 2-Dichloroethene	9/6/2011 16:15	ug/L	1	U
LF-03S	Shallow	5.5-15.5	cis-1 3-Dichloropropene	9/6/2011 16:15	ug/L	1	U
LF-03S	Shallow	5.5-15.5	Cobalt Total	9/6/2011 16:15	mg/L	0.13	
LF-03S	Shallow	5.5-15.5	Copper Total	9/6/2011 16:15	mg/L	0.0074	
LF-03S	Shallow	5.5-15.5	Dibenzo(a,h)anthracene	9/6/2011 16:15	ug/L	2	U
LF-03S	Shallow	5.5-15.5	Dibenzo(a,h)anthracene	9/6/2011 16:15	ug/L	0.069	U
LF-03S	Shallow	5.5-15.5	Dibenzofuran	9/6/2011 16:15	ug/L	2.9	U
LF-03S	Shallow	5.5-15.5	Dibromomethane	9/6/2011 16:15	ug/L	1	U
LF-03S	Shallow	5.5-15.5	Diethylphthalate	9/6/2011 16:15	ug/L	7.8	U
LF-03S	Shallow	5.5-15.5	Dimethylphthalate	9/6/2011 16:15	ug/L	7.8	U
LF-03S	Shallow	5.5-15.5	Di-n-Butylphthalate	9/6/2011 16:15	ug/L	2.9	U
LF-03S	Shallow	5.5-15.5	Di-n-Octylphthalate	9/6/2011 16:15	ug/L	7.8	U
LF-03S	Shallow	5.5-15.5	Ethylbenzene	9/6/2011 16:15	ug/L	1	U
LF-03S	Shallow	5.5-15.5	Fluoranthene	9/6/2011 16:15	ug/L	1.5	U
LF-03S	Shallow	5.5-15.5	Fluoranthene	9/6/2011 16:15	ug/L	0.098	U
LF-03S	Shallow	5.5-15.5	Fluorene	9/6/2011 16:15	ug/L	1.5	U
LF-03S	Shallow	5.5-15.5	Fluorene	9/6/2011 16:15	ug/L	0.21	
LF-03S	Shallow	5.5-15.5	Hardness	9/6/2011 16:15	mg/L	214	
LF-03S	Shallow	5.5-15.5	Hexachlorobenzene	9/6/2011 16:15	ug/L	2.9	U
LF-03S	Shallow	5.5-15.5	Hexachlorobutadiene	9/6/2011 16:15	ug/L	2.9	U
LF-03S	Shallow	5.5-15.5	Hexachlorocyclopentadiene	9/6/2011 16:15	ug/L	7.8	U
LF-03S	Shallow	5.5-15.5	Hexachloroethane	9/6/2011 16:15	ug/L	2.9	U
LF-03S	Shallow	5.5-15.5	Indeno(1 2 3-cd)pyrene	9/6/2011 16:15	ug/L	1.5	U
LF-03S	Shallow	5.5-15.5	Indeno(1 2 3-cd)pyrene	9/6/2011 16:15	ug/L	0.098	U
LF-03S	Shallow	5.5-15.5	Iodomethane	9/6/2011 16:15	ug/L	1	U
LF-03S	Shallow	5.5-15.5	Iron Total	9/6/2011 16:15	mg/L	10.3	
LF-03S	Shallow	5.5-15.5	Isophorone	9/6/2011 16:15	ug/L	2.9	U
LF-03S	Shallow	5.5-15.5	Lead Total	9/6/2011 16:15	mg/L	0.0035	
LF-03S	Shallow	5.5-15.5	Magnesium Total	9/6/2011 16:15	mg/L	39.1	
LF-03S	Shallow	5.5-15.5	Manganese Total	9/6/2011 16:15	mg/L	0.37	
LF-03S	Shallow	5.5-15.5	Mercury Total	9/6/2011 16:15	mg/L	0.00022	U
LF-03S	Shallow	5.5-15.5	Methylene Chloride	9/6/2011 16:15	ug/L	1	U
LF-03S	Shallow	5.5-15.5	mp-Cresol	9/6/2011 16:15	ug/L	7.8	U
LF-03S	Shallow	5.5-15.5	Naphthalene	9/6/2011 16:15	ug/L	14.5	
LF-03S	Shallow	5.5-15.5	Naphthalene	9/6/2011 16:15	ug/L	12.7	
LF-03S	Shallow	5.5-15.5	Nickel Total	9/6/2011 16:15	mg/L	0.19	

Parcel A11 Historical Well Data (ARM Monitoring Wells)
Former Sparrows Point Steel Mill
Sparrows Point, Maryland

Well ID (<i>alt.</i>)	Zone	Screen Interval (feet bgs)	Chemical Analyte	Sample Date/Time	Units	Result	
LF-03S	Shallow	5.5-15.5	Nitrate-N	9/6/2011 16:15	mg/L	0.5	U
LF-03S	Shallow	5.5-15.5	Nitrobenzene	9/6/2011 16:15	ug/L	2.9	U
LF-03S	Shallow	5.5-15.5	N-Nitroso-di-n-propylamine	9/6/2011 16:15	ug/L	2.9	U
LF-03S	Shallow	5.5-15.5	N-Nitrosodiphenylamine	9/6/2011 16:15	ug/L	2.9	U
LF-03S	Shallow	5.5-15.5	o-Cresol	9/6/2011 16:15	ug/L	7.8	U
LF-03S	Shallow	5.5-15.5	Pentachlorophenol	9/6/2011 16:15	ug/L	15.7	U
LF-03S	Shallow	5.5-15.5	pH	9/6/2011 16:15	pH_Units	5.32	
LF-03S	Shallow	5.5-15.5	Phenanthrene	9/6/2011 16:15	ug/L	1.5	U
LF-03S	Shallow	5.5-15.5	Phenanthrene	9/6/2011 16:15	ug/L	0.047	J
LF-03S	Shallow	5.5-15.5	Phenol	9/6/2011 16:15	ug/L	7.8	U
LF-03S	Shallow	5.5-15.5	Potassium Total	9/6/2011 16:15	mg/L	0.98	
LF-03S	Shallow	5.5-15.5	Pyrene	9/6/2011 16:15	ug/L	1.5	U
LF-03S	Shallow	5.5-15.5	Pyrene	9/6/2011 16:15	ug/L	0.098	U
LF-03S	Shallow	5.5-15.5	Selenium Total	9/6/2011 16:15	mg/L	0.006	
LF-03S	Shallow	5.5-15.5	Silver Total	9/6/2011 16:15	mg/L	0.0022	U
LF-03S	Shallow	5.5-15.5	Sodium Total	9/6/2011 16:15	mg/L	137	
LF-03S	Shallow	5.5-15.5	Specific Conductance	9/6/2011 16:15	umhos/cm	1050	
LF-03S	Shallow	5.5-15.5	Styrene	9/6/2011 16:15	ug/L	1	U
LF-03S	Shallow	5.5-15.5	Sulfate	9/6/2011 16:15	mg/L	300	
LF-03S	Shallow	5.5-15.5	Tetrachloroethene	9/6/2011 16:15	ug/L	1	U
LF-03S	Shallow	5.5-15.5	Thallium Total	9/6/2011 16:15	mg/L	0.001	U
LF-03S	Shallow	5.5-15.5	Toluene	9/6/2011 16:15	ug/L	1	U
LF-03S	Shallow	5.5-15.5	Total Dissolved Solids	9/6/2011 16:15	mg/L	651	
LF-03S	Shallow	5.5-15.5	trans-1 2-Dichloroethene	9/6/2011 16:15	ug/L	1	U
LF-03S	Shallow	5.5-15.5	trans-1 3-Dichloropropene	9/6/2011 16:15	ug/L	1	U
LF-03S	Shallow	5.5-15.5	trans-1 4-Dichloro-2-butene	9/6/2011 16:15	ug/L	3	U
LF-03S	Shallow	5.5-15.5	Trichloroethene	9/6/2011 16:15	ug/L	1	U
LF-03S	Shallow	5.5-15.5	Trichlorofluoromethane	9/6/2011 16:15	ug/L	1	U
LF-03S	Shallow	5.5-15.5	Turbidity	9/6/2011 16:15	NTU	294	
LF-03S	Shallow	5.5-15.5	Vanadium Total	9/6/2011 16:15	mg/L	0.0016	J
LF-03S	Shallow	5.5-15.5	Vinyl Acetate	9/6/2011 16:15	ug/L	5	U
LF-03S	Shallow	5.5-15.5	Vinyl Chloride	9/6/2011 16:15	ug/L	1	U
LF-03S	Shallow	5.5-15.5	Zinc Total	9/6/2011 16:15	mg/L	0.3	
LF-04D	Intermediate	50-60	1 1 1 2-Tetrachloroethane	9/7/2011 13:00	ug/L	1	U
LF-04D	Intermediate	50-60	1 1 1-Trichloroethane	9/7/2011 13:00	ug/L	1	U
LF-04D	Intermediate	50-60	1 1 2 2-Tetrachloroethane	9/7/2011 13:00	ug/L	1	U
LF-04D	Intermediate	50-60	1 1 2-Trichloroethane	9/7/2011 13:00	ug/L	1	U
LF-04D	Intermediate	50-60	1 1-Dichloroethane	9/7/2011 13:00	ug/L	1	U
LF-04D	Intermediate	50-60	1 1-Dichloroethene	9/7/2011 13:00	ug/L	1	U
LF-04D	Intermediate	50-60	1 2 3-Trichloropropane	9/7/2011 13:00	ug/L	2	U
LF-04D	Intermediate	50-60	1 2 4-Trichlorobenzene	9/7/2011 13:00	ug/L	2.9	U
LF-04D	Intermediate	50-60	1 2-Dibromo-3-chloropropane	9/7/2011 13:00	ug/L	0.021	U
LF-04D	Intermediate	50-60	1 2-Dibromoethane	9/7/2011 13:00	ug/L	0.021	U
LF-04D	Intermediate	50-60	1 2-Dichlorobenzene	9/7/2011 13:00	ug/L	1	U
LF-04D	Intermediate	50-60	1 2-Dichlorobenzene	9/7/2011 13:00	ug/L	2.9	U
LF-04D	Intermediate	50-60	1 2-Dichloroethane	9/7/2011 13:00	ug/L	1	U
LF-04D	Intermediate	50-60	1 2-Dichloropropane	9/7/2011 13:00	ug/L	1	U
LF-04D	Intermediate	50-60	1 3-Dichlorobenzene	9/7/2011 13:00	ug/L	2.9	U
LF-04D	Intermediate	50-60	1 4-Dichlorobenzene	9/7/2011 13:00	ug/L	1	U
LF-04D	Intermediate	50-60	1 4-Dichlorobenzene	9/7/2011 13:00	ug/L	2.9	U
LF-04D	Intermediate	50-60	2 4 5-Trichlorophenol	9/7/2011 13:00	ug/L	7.7	U
LF-04D	Intermediate	50-60	2 4 6-Trichlorophenol	9/7/2011 13:00	ug/L	7.7	U
LF-04D	Intermediate	50-60	2 4-Dichlorophenol	9/7/2011 13:00	ug/L	7.7	U
LF-04D	Intermediate	50-60	2 4-Dimethylphenol	9/7/2011 13:00	ug/L	7.7	U
LF-04D	Intermediate	50-60	2 4-Dinitrophenol	9/7/2011 13:00	ug/L	15.4	U
LF-04D	Intermediate	50-60	2 4-Dinitrotoluene	9/7/2011 13:00	ug/L	2.9	U
LF-04D	Intermediate	50-60	2 6-Dinitrotoluene	9/7/2011 13:00	ug/L	2.9	U
LF-04D	Intermediate	50-60	2-Butanone	9/7/2011 13:00	ug/L	10	U
LF-04D	Intermediate	50-60	2-Chloronaphthalene	9/7/2011 13:00	ug/L	2.9	U

Parcel A11 Historical Well Data (ARM Monitoring Wells)
Former Sparrows Point Steel Mill
Sparrows Point, Maryland

Well ID (<i>alt.</i>)	Zone	Screen Interval (feet bgs)	Chemical Analyte	Sample Date/Time	Units	Result	
LF-04D	Intermediate	50-60	2-Chlorophenol	9/7/2011 13:00	ug/L	7.7	U
LF-04D	Intermediate	50-60	2-Hexanone	9/7/2011 13:00	ug/L	5	U
LF-04D	Intermediate	50-60	2-Methyl-4,6-dinitrophenol	9/7/2011 13:00	ug/L	7.7	U
LF-04D	Intermediate	50-60	2-Methylnaphthalene	9/7/2011 13:00	ug/L	1.9	U
LF-04D	Intermediate	50-60	2-Nitroaniline	9/7/2011 13:00	ug/L	2.9	U
LF-04D	Intermediate	50-60	2-Nitrophenol	9/7/2011 13:00	ug/L	7.7	U
LF-04D	Intermediate	50-60	3,3-Dichlorobenzidine	9/7/2011 13:00	ug/L	15.4	U
LF-04D	Intermediate	50-60	3-Nitroaniline	9/7/2011 13:00	ug/L	2.9	U
LF-04D	Intermediate	50-60	4-Bromophenyl-phenylether	9/7/2011 13:00	ug/L	2.9	U
LF-04D	Intermediate	50-60	4-Chloro-3-methylphenol	9/7/2011 13:00	ug/L	7.7	U
LF-04D	Intermediate	50-60	4-Chloroaniline	9/7/2011 13:00	ug/L	2.9	U
LF-04D	Intermediate	50-60	4-Chlorophenyl-phenylether	9/7/2011 13:00	ug/L	2.9	U
LF-04D	Intermediate	50-60	4-Methyl-2-Pentanone(MIBK)	9/7/2011 13:00	ug/L	5	U
LF-04D	Intermediate	50-60	4-Nitroaniline	9/7/2011 13:00	ug/L	2.9	U
LF-04D	Intermediate	50-60	4-Nitrophenol	9/7/2011 13:00	ug/L	7.7	U
LF-04D	Intermediate	50-60	Acenaphthene	9/7/2011 13:00	ug/L	1.4	U
LF-04D	Intermediate	50-60	Acenaphthene	9/7/2011 13:00	ug/L	0.096	U
LF-04D	Intermediate	50-60	Acenaphthylene	9/7/2011 13:00	ug/L	1.4	U
LF-04D	Intermediate	50-60	Acenaphthylene	9/7/2011 13:00	ug/L	0.096	U
LF-04D	Intermediate	50-60	Acetone	9/7/2011 13:00	ug/L	12.9	
LF-04D	Intermediate	50-60	Acrylonitrile	9/7/2011 13:00	ug/L	5	U
LF-04D	Intermediate	50-60	Alkalinity Total	9/7/2011 13:00	mg/L	88	
LF-04D	Intermediate	50-60	Ammonia-N	9/7/2011 13:00	mg/L	3.44	
LF-04D	Intermediate	50-60	Anthracene	9/7/2011 13:00	ug/L	1.4	U
LF-04D	Intermediate	50-60	Anthracene	9/7/2011 13:00	ug/L	0.096	U
LF-04D	Intermediate	50-60	Antimony Total	9/7/2011 13:00	mg/L	0.00077	J
LF-04D	Intermediate	50-60	Arsenic Total	9/7/2011 13:00	mg/L	0.0027	J
LF-04D	Intermediate	50-60	Barium Total	9/7/2011 13:00	mg/L	0.22	
LF-04D	Intermediate	50-60	Benzene	9/7/2011 13:00	ug/L	1020	
LF-04D	Intermediate	50-60	Benzo(a)anthracene	9/7/2011 13:00	ug/L	1.4	U
LF-04D	Intermediate	50-60	Benzo(a)anthracene	9/7/2011 13:00	ug/L	0.096	U
LF-04D	Intermediate	50-60	Benzo(a)pyrene	9/7/2011 13:00	ug/L	1.4	U
LF-04D	Intermediate	50-60	Benzo(a)pyrene	9/7/2011 13:00	ug/L	0.096	U
LF-04D	Intermediate	50-60	Benzo(b)fluoranthene	9/7/2011 13:00	ug/L	1.4	U
LF-04D	Intermediate	50-60	Benzo(b)fluoranthene	9/7/2011 13:00	ug/L	0.096	U
LF-04D	Intermediate	50-60	Benzo(g,h,i)perylene	9/7/2011 13:00	ug/L	1.4	U
LF-04D	Intermediate	50-60	Benzo(g,h,i)perylene	9/7/2011 13:00	ug/L	0.096	U
LF-04D	Intermediate	50-60	Benzo(k)fluoranthene	9/7/2011 13:00	ug/L	1.4	U
LF-04D	Intermediate	50-60	Benzo(k)fluoranthene	9/7/2011 13:00	ug/L	0.096	U
LF-04D	Intermediate	50-60	Beryllium Total	9/7/2011 13:00	mg/L	0.001	U
LF-04D	Intermediate	50-60	bis(2-Chloroethoxy)methane	9/7/2011 13:00	ug/L	2.9	U
LF-04D	Intermediate	50-60	bis(2-Chloroethyl)ether	9/7/2011 13:00	ug/L	2.9	U
LF-04D	Intermediate	50-60	bis(2-Chloroisopropyl)ether	9/7/2011 13:00	ug/L	2.9	U
LF-04D	Intermediate	50-60	bis(2-Ethylhexyl)phthalate	9/7/2011 13:00	ug/L	2.9	U
LF-04D	Intermediate	50-60	Bromochloromethane	9/7/2011 13:00	ug/L	1	U
LF-04D	Intermediate	50-60	Bromodichloromethane	9/7/2011 13:00	ug/L	1	U
LF-04D	Intermediate	50-60	Bromoform	9/7/2011 13:00	ug/L	1	U
LF-04D	Intermediate	50-60	Bromomethane	9/7/2011 13:00	ug/L	1	U
LF-04D	Intermediate	50-60	Butylbenzylphthalate	9/7/2011 13:00	ug/L	2.9	U
LF-04D	Intermediate	50-60	Cadmium Total	9/7/2011 13:00	mg/L	0.0011	U
LF-04D	Intermediate	50-60	Calcium Total	9/7/2011 13:00	mg/L	36.1	
LF-04D	Intermediate	50-60	Carbazole	9/7/2011 13:00	ug/L	2.9	U
LF-04D	Intermediate	50-60	Carbon Disulfide	9/7/2011 13:00	ug/L	1	U
LF-04D	Intermediate	50-60	Carbon Tetrachloride	9/7/2011 13:00	ug/L	1	U
LF-04D	Intermediate	50-60	Chemical Oxygen Demand (COD)	9/7/2011 13:00	mg/L	134	
LF-04D	Intermediate	50-60	Chloride	9/7/2011 13:00	mg/L	245	
LF-04D	Intermediate	50-60	Chlorobenzene	9/7/2011 13:00	ug/L	1	U
LF-04D	Intermediate	50-60	Chlorodibromomethane	9/7/2011 13:00	ug/L	1	U
LF-04D	Intermediate	50-60	Chloroethane	9/7/2011 13:00	ug/L	1	U

Parcel A11 Historical Well Data (ARM Monitoring Wells)
Former Sparrows Point Steel Mill
Sparrows Point, Maryland

Well ID (<i>alt.</i>)	Zone	Screen Interval (feet bgs)	Chemical Analyte	Sample Date/Time	Units	Result	
LF-04D	Intermediate	50-60	Chloroform	9/7/2011 13:00	ug/L	1	U
LF-04D	Intermediate	50-60	Chloromethane	9/7/2011 13:00	ug/L	1	U
LF-04D	Intermediate	50-60	Chromium Total	9/7/2011 13:00	mg/L	0.0022	U
LF-04D	Intermediate	50-60	Chrysene	9/7/2011 13:00	ug/L	1.4	U
LF-04D	Intermediate	50-60	Chrysene	9/7/2011 13:00	ug/L	0.096	U
LF-04D	Intermediate	50-60	cis-1 2-Dichloroethene	9/7/2011 13:00	ug/L	1	U
LF-04D	Intermediate	50-60	cis-1 3-Dichloropropene	9/7/2011 13:00	ug/L	1	U
LF-04D	Intermediate	50-60	Cobalt Total	9/7/2011 13:00	mg/L	0.0056	U
LF-04D	Intermediate	50-60	Copper Total	9/7/2011 13:00	mg/L	0.0042	J
LF-04D	Intermediate	50-60	Dibenzo(a,h)anthracene	9/7/2011 13:00	ug/L	1.9	U
LF-04D	Intermediate	50-60	Dibenzo(a,h)anthracene	9/7/2011 13:00	ug/L	0.067	U
LF-04D	Intermediate	50-60	Dibenzofuran	9/7/2011 13:00	ug/L	2.9	U
LF-04D	Intermediate	50-60	Dibromomethane	9/7/2011 13:00	ug/L	1	U
LF-04D	Intermediate	50-60	Diethylphthalate	9/7/2011 13:00	ug/L	7.7	U
LF-04D	Intermediate	50-60	Dimethylphthalate	9/7/2011 13:00	ug/L	7.7	U
LF-04D	Intermediate	50-60	Di-n-Butylphthalate	9/7/2011 13:00	ug/L	2.9	U
LF-04D	Intermediate	50-60	Di-n-Octylphthalate	9/7/2011 13:00	ug/L	7.7	U
LF-04D	Intermediate	50-60	Ethylbenzene	9/7/2011 13:00	ug/L	1	U
LF-04D	Intermediate	50-60	Fluoranthene	9/7/2011 13:00	ug/L	1.4	U
LF-04D	Intermediate	50-60	Fluoranthene	9/7/2011 13:00	ug/L	0.096	U
LF-04D	Intermediate	50-60	Fluorene	9/7/2011 13:00	ug/L	1.4	U
LF-04D	Intermediate	50-60	Fluorene	9/7/2011 13:00	ug/L	0.096	U
LF-04D	Intermediate	50-60	Hardness	9/7/2011 13:00	mg/L	127	
LF-04D	Intermediate	50-60	Hexachlorobenzene	9/7/2011 13:00	ug/L	2.9	U
LF-04D	Intermediate	50-60	Hexachlorobutadiene	9/7/2011 13:00	ug/L	2.9	U
LF-04D	Intermediate	50-60	Hexachlorocyclopentadiene	9/7/2011 13:00	ug/L	7.7	U
LF-04D	Intermediate	50-60	Hexachloroethane	9/7/2011 13:00	ug/L	2.9	U
LF-04D	Intermediate	50-60	Indeno(1 2 3-cd)pyrene	9/7/2011 13:00	ug/L	1.4	U
LF-04D	Intermediate	50-60	Indeno(1 2 3-cd)pyrene	9/7/2011 13:00	ug/L	0.096	U
LF-04D	Intermediate	50-60	Iodomethane	9/7/2011 13:00	ug/L	1	U
LF-04D	Intermediate	50-60	Iron Total	9/7/2011 13:00	mg/L	14.5	
LF-04D	Intermediate	50-60	Isophorone	9/7/2011 13:00	ug/L	2.9	U
LF-04D	Intermediate	50-60	Lead Total	9/7/2011 13:00	mg/L	0.0022	U
LF-04D	Intermediate	50-60	Magnesium Total	9/7/2011 13:00	mg/L	6.4	
LF-04D	Intermediate	50-60	Manganese Total	9/7/2011 13:00	mg/L	0.65	
LF-04D	Intermediate	50-60	Mercury Total	9/7/2011 13:00	mg/L	0.00022	U
LF-04D	Intermediate	50-60	Methylene Chloride	9/7/2011 13:00	ug/L	1	U
LF-04D	Intermediate	50-60	mp-Cresol	9/7/2011 13:00	ug/L	0.68	J
LF-04D	Intermediate	50-60	Naphthalene	9/7/2011 13:00	ug/L	1	J
LF-04D	Intermediate	50-60	Naphthalene	9/7/2011 13:00	ug/L	1.1	
LF-04D	Intermediate	50-60	Nickel Total	9/7/2011 13:00	mg/L	0.0056	U
LF-04D	Intermediate	50-60	Nitrate-N	9/7/2011 13:00	mg/L	0.5	U
LF-04D	Intermediate	50-60	Nitrobenzene	9/7/2011 13:00	ug/L	2.9	U
LF-04D	Intermediate	50-60	N-Nitroso-di-n-propylamine	9/7/2011 13:00	ug/L	2.9	U
LF-04D	Intermediate	50-60	N-Nitrosodiphenylamine	9/7/2011 13:00	ug/L	2.9	U
LF-04D	Intermediate	50-60	o-Cresol	9/7/2011 13:00	ug/L	7.7	U
LF-04D	Intermediate	50-60	Pentachlorophenol	9/7/2011 13:00	ug/L	15.4	U
LF-04D	Intermediate	50-60	pH	9/7/2011 13:00	pH Units	10.25	
LF-04D	Intermediate	50-60	Phenanthrene	9/7/2011 13:00	ug/L	1.4	U
LF-04D	Intermediate	50-60	Phenanthrene	9/7/2011 13:00	ug/L	0.014	J
LF-04D	Intermediate	50-60	Phenol	9/7/2011 13:00	ug/L	1.2	J
LF-04D	Intermediate	50-60	Potassium Total	9/7/2011 13:00	mg/L	15.7	
LF-04D	Intermediate	50-60	Pyrene	9/7/2011 13:00	ug/L	1.4	U
LF-04D	Intermediate	50-60	Pyrene	9/7/2011 13:00	ug/L	0.096	U
LF-04D	Intermediate	50-60	Selenium Total	9/7/2011 13:00	mg/L	0.0056	U
LF-04D	Intermediate	50-60	Silver Total	9/7/2011 13:00	mg/L	0.0022	U
LF-04D	Intermediate	50-60	Sodium Total	9/7/2011 13:00	mg/L	220	
LF-04D	Intermediate	50-60	Specific Conductance	9/7/2011 13:00	umhos/cm	1370	
LF-04D	Intermediate	50-60	Styrene	9/7/2011 13:00	ug/L	1	U

Parcel A11 Historical Well Data (ARM Monitoring Wells)
Former Sparrows Point Steel Mill
Sparrows Point, Maryland

Well ID (<i>alt.</i>)	Zone	Screen Interval (feet bgs)	Chemical Analyte	Sample Date/Time	Units	Result	
LF-04D	Intermediate	50-60	Sulfate	9/7/2011 13:00	mg/L	75.4	
LF-04D	Intermediate	50-60	Tetrachloroethene	9/7/2011 13:00	ug/L	1	U
LF-04D	Intermediate	50-60	Thallium Total	9/7/2011 13:00	mg/L	0.001	U
LF-04D	Intermediate	50-60	Toluene	9/7/2011 13:00	ug/L	2.3	
LF-04D	Intermediate	50-60	Total Dissolved Solids	9/7/2011 13:00	mg/L	678	
LF-04D	Intermediate	50-60	trans-1 2-Dichloroethene	9/7/2011 13:00	ug/L	1	U
LF-04D	Intermediate	50-60	trans-1 3-Dichloropropene	9/7/2011 13:00	ug/L	1	U
LF-04D	Intermediate	50-60	trans-1 4-Dichloro-2-butene	9/7/2011 13:00	ug/L	3	U
LF-04D	Intermediate	50-60	Trichloroethene	9/7/2011 13:00	ug/L	1	U
LF-04D	Intermediate	50-60	Trichlorofluoromethane	9/7/2011 13:00	ug/L	1	U
LF-04D	Intermediate	50-60	Turbidity	9/7/2011 13:00	NTU	70.2	
LF-04D	Intermediate	50-60	Vanadium Total	9/7/2011 13:00	mg/L	0.00085	J
LF-04D	Intermediate	50-60	Vinyl Acetate	9/7/2011 13:00	ug/L	5	U
LF-04D	Intermediate	50-60	Vinyl Chloride	9/7/2011 13:00	ug/L	1	U
LF-04D	Intermediate	50-60	Zinc Total	9/7/2011 13:00	mg/L	0.0031	J
LF-04S	Shallow	10-20	1 1 1 2-Tetrachloroethane	9/8/2011 13:50	ug/L	1	U
LF-04S	Shallow	10-20	1 1 1-Trichloroethane	9/8/2011 13:50	ug/L	1	U
LF-04S	Shallow	10-20	1 1 2 2-Tetrachloroethane	9/8/2011 13:50	ug/L	1	U
LF-04S	Shallow	10-20	1 1 2-Trichloroethane	9/8/2011 13:50	ug/L	1	U
LF-04S	Shallow	10-20	1 1-Dichloroethane	9/8/2011 13:50	ug/L	1	U
LF-04S	Shallow	10-20	1 1-Dichloroethene	9/8/2011 13:50	ug/L	1	U
LF-04S	Shallow	10-20	1 2 3-Trichloropropane	9/8/2011 13:50	ug/L	2	U
LF-04S	Shallow	10-20	1 2 4-Trichlorobenzene	9/8/2011 13:50	ug/L	2.8	U
LF-04S	Shallow	10-20	1 2-Dibromo-3-chloropropane	9/8/2011 13:50	ug/L	0.021	U
LF-04S	Shallow	10-20	1 2-Dibromoethane	9/8/2011 13:50	ug/L	0.021	U
LF-04S	Shallow	10-20	1 2-Dichlorobenzene	9/8/2011 13:50	ug/L	1	U
LF-04S	Shallow	10-20	1 2-Dichlorobenzene	9/8/2011 13:50	ug/L	2.8	U
LF-04S	Shallow	10-20	1 2-Dichloroethane	9/8/2011 13:50	ug/L	1	U
LF-04S	Shallow	10-20	1 2-Dichloropropane	9/8/2011 13:50	ug/L	1	U
LF-04S	Shallow	10-20	1 3-Dichlorobenzene	9/8/2011 13:50	ug/L	2.8	U
LF-04S	Shallow	10-20	1 4-Dichlorobenzene	9/8/2011 13:50	ug/L	1	U
LF-04S	Shallow	10-20	1 4-Dichlorobenzene	9/8/2011 13:50	ug/L	2.8	U
LF-04S	Shallow	10-20	2 4 5-Trichlorophenol	9/8/2011 13:50	ug/L	7.5	U
LF-04S	Shallow	10-20	2 4 6-Trichlorophenol	9/8/2011 13:50	ug/L	7.5	U
LF-04S	Shallow	10-20	2 4-Dichlorophenol	9/8/2011 13:50	ug/L	7.5	U
LF-04S	Shallow	10-20	2 4-Dimethylphenol	9/8/2011 13:50	ug/L	4.5	J
LF-04S	Shallow	10-20	2 4-Dinitrophenol	9/8/2011 13:50	ug/L	15.1	U
LF-04S	Shallow	10-20	2 4-Dinitrotoluene	9/8/2011 13:50	ug/L	2.8	U
LF-04S	Shallow	10-20	2 6-Dinitrotoluene	9/8/2011 13:50	ug/L	2.8	U
LF-04S	Shallow	10-20	2-Butanone	9/8/2011 13:50	ug/L	10	U
LF-04S	Shallow	10-20	2-Chloronaphthalene	9/8/2011 13:50	ug/L	2.8	U
LF-04S	Shallow	10-20	2-Chlorophenol	9/8/2011 13:50	ug/L	7.5	U
LF-04S	Shallow	10-20	2-Hexanone	9/8/2011 13:50	ug/L	5	U
LF-04S	Shallow	10-20	2-Methyl-4 6-dinitrophenol	9/8/2011 13:50	ug/L	7.5	U
LF-04S	Shallow	10-20	2-Methylnaphthalene	9/8/2011 13:50	ug/L	1.9	U
LF-04S	Shallow	10-20	2-Nitroaniline	9/8/2011 13:50	ug/L	2.8	U
LF-04S	Shallow	10-20	2-Nitrophenol	9/8/2011 13:50	ug/L	7.5	U
LF-04S	Shallow	10-20	3 3-Dichlorobenzidine	9/8/2011 13:50	ug/L	15.1	U
LF-04S	Shallow	10-20	3-Nitroaniline	9/8/2011 13:50	ug/L	2.8	U
LF-04S	Shallow	10-20	4-Bromophenyl-phenylether	9/8/2011 13:50	ug/L	2.8	U
LF-04S	Shallow	10-20	4-Chloro-3-methylphenol	9/8/2011 13:50	ug/L	7.5	U
LF-04S	Shallow	10-20	4-Chloroaniline	9/8/2011 13:50	ug/L	2.8	U
LF-04S	Shallow	10-20	4-Chlorophenyl-phenylether	9/8/2011 13:50	ug/L	2.8	U
LF-04S	Shallow	10-20	4-Methyl-2-Pentanone(MIBK)	9/8/2011 13:50	ug/L	5	U
LF-04S	Shallow	10-20	4-Nitroaniline	9/8/2011 13:50	ug/L	2.8	U
LF-04S	Shallow	10-20	4-Nitrophenol	9/8/2011 13:50	ug/L	7.5	U
LF-04S	Shallow	10-20	Acenaphthene	9/8/2011 13:50	ug/L	1.4	U
LF-04S	Shallow	10-20	Acenaphthene	9/8/2011 13:50	ug/L	0.28	
LF-04S	Shallow	10-20	Acenaphthylene	9/8/2011 13:50	ug/L	1.4	U

Parcel A11 Historical Well Data (ARM Monitoring Wells)
Former Sparrows Point Steel Mill
Sparrows Point, Maryland

Well ID (<i>alt.</i>)	Zone	Screen Interval (feet bgs)	Chemical Analyte	Sample Date/Time	Units	Result	
LF-04S	Shallow	10-20	Acenaphthylene	9/8/2011 13:50	ug/L	0.094	U
LF-04S	Shallow	10-20	Acetone	9/8/2011 13:50	ug/L	10	U
LF-04S	Shallow	10-20	Acrylonitrile	9/8/2011 13:50	ug/L	5	U
LF-04S	Shallow	10-20	Alkalinity Total	9/8/2011 13:50	mg/L	65	
LF-04S	Shallow	10-20	Ammonia-N	9/8/2011 13:50	mg/L	1.23	
LF-04S	Shallow	10-20	Anthracene	9/8/2011 13:50	ug/L	1.4	U
LF-04S	Shallow	10-20	Anthracene	9/8/2011 13:50	ug/L	0.35	
LF-04S	Shallow	10-20	Antimony Total	9/8/2011 13:50	mg/L	0.0022	U
LF-04S	Shallow	10-20	Arsenic Total	9/8/2011 13:50	mg/L	0.0059	
LF-04S	Shallow	10-20	Barium Total	9/8/2011 13:50	mg/L	0.017	
LF-04S	Shallow	10-20	Benzene	9/8/2011 13:50	ug/L	8520	
LF-04S	Shallow	10-20	Benzo(a)anthracene	9/8/2011 13:50	ug/L	1.4	U
LF-04S	Shallow	10-20	Benzo(a)anthracene	9/8/2011 13:50	ug/L	0.094	U
LF-04S	Shallow	10-20	Benzo(a)pyrene	9/8/2011 13:50	ug/L	1.4	U
LF-04S	Shallow	10-20	Benzo(a)pyrene	9/8/2011 13:50	ug/L	0.094	U
LF-04S	Shallow	10-20	Benzo(b)fluoranthene	9/8/2011 13:50	ug/L	1.4	U
LF-04S	Shallow	10-20	Benzo(b)fluoranthene	9/8/2011 13:50	ug/L	0.094	U
LF-04S	Shallow	10-20	Benzo(g h i)perylene	9/8/2011 13:50	ug/L	1.4	U
LF-04S	Shallow	10-20	Benzo(g h i)perylene	9/8/2011 13:50	ug/L	0.094	U
LF-04S	Shallow	10-20	Benzo(k)fluoranthene	9/8/2011 13:50	ug/L	1.4	U
LF-04S	Shallow	10-20	Benzo(k)fluoranthene	9/8/2011 13:50	ug/L	0.094	U
LF-04S	Shallow	10-20	Beryllium Total	9/8/2011 13:50	mg/L	0.00076	J
LF-04S	Shallow	10-20	bis(2-Chloroethoxy)methane	9/8/2011 13:50	ug/L	2.8	U
LF-04S	Shallow	10-20	bis(2-Chloroethyl)ether	9/8/2011 13:50	ug/L	2.8	U
LF-04S	Shallow	10-20	bis(2-Chloroisopropyl)ether	9/8/2011 13:50	ug/L	2.8	U
LF-04S	Shallow	10-20	bis(2-Ethylhexyl)phthalate	9/8/2011 13:50	ug/L	2.8	U
LF-04S	Shallow	10-20	Bromochloromethane	9/8/2011 13:50	ug/L	1	U
LF-04S	Shallow	10-20	Bromodichloromethane	9/8/2011 13:50	ug/L	1	U
LF-04S	Shallow	10-20	Bromoform	9/8/2011 13:50	ug/L	1	U
LF-04S	Shallow	10-20	Bromomethane	9/8/2011 13:50	ug/L	1	U
LF-04S	Shallow	10-20	Butylbenzylphthalate	9/8/2011 13:50	ug/L	2.8	U
LF-04S	Shallow	10-20	Cadmium Total	9/8/2011 13:50	mg/L	0.0011	U
LF-04S	Shallow	10-20	Calcium Total	9/8/2011 13:50	mg/L	28.2	
LF-04S	Shallow	10-20	Carbazole	9/8/2011 13:50	ug/L	2.8	U
LF-04S	Shallow	10-20	Carbon Disulfide	9/8/2011 13:50	ug/L	1	U
LF-04S	Shallow	10-20	Carbon Tetrachloride	9/8/2011 13:50	ug/L	1	U
LF-04S	Shallow	10-20	Chemical Oxygen Demand (COD)	9/8/2011 13:50	mg/L	310	
LF-04S	Shallow	10-20	Chloride	9/8/2011 13:50	mg/L	71.2	
LF-04S	Shallow	10-20	Chlorobenzene	9/8/2011 13:50	ug/L	1	U
LF-04S	Shallow	10-20	Chlorodibromomethane	9/8/2011 13:50	ug/L	1	U
LF-04S	Shallow	10-20	Chloroethane	9/8/2011 13:50	ug/L	1	U
LF-04S	Shallow	10-20	Chloroform	9/8/2011 13:50	ug/L	1	U
LF-04S	Shallow	10-20	Chloromethane	9/8/2011 13:50	ug/L	1	U
LF-04S	Shallow	10-20	Chromium Total	9/8/2011 13:50	mg/L	0.00088	J
LF-04S	Shallow	10-20	Chrysene	9/8/2011 13:50	ug/L	1.4	U
LF-04S	Shallow	10-20	Chrysene	9/8/2011 13:50	ug/L	0.094	U
LF-04S	Shallow	10-20	cis-1 2-Dichloroethene	9/8/2011 13:50	ug/L	1.1	
LF-04S	Shallow	10-20	cis-1 3-Dichloropropene	9/8/2011 13:50	ug/L	1	U
LF-04S	Shallow	10-20	Cobalt Total	9/8/2011 13:50	mg/L	0.054	
LF-04S	Shallow	10-20	Copper Total	9/8/2011 13:50	mg/L	0.0029	J
LF-04S	Shallow	10-20	Dibenzo(a h)anthracene	9/8/2011 13:50	ug/L	1.9	U
LF-04S	Shallow	10-20	Dibenzo(a h)anthracene	9/8/2011 13:50	ug/L	0.066	U
LF-04S	Shallow	10-20	Dibenzofuran	9/8/2011 13:50	ug/L	1.3	J
LF-04S	Shallow	10-20	Dibromomethane	9/8/2011 13:50	ug/L	1	U
LF-04S	Shallow	10-20	Diethylphthalate	9/8/2011 13:50	ug/L	7.5	U
LF-04S	Shallow	10-20	Dimethylphthalate	9/8/2011 13:50	ug/L	7.5	U
LF-04S	Shallow	10-20	Di-n-Butylphthalate	9/8/2011 13:50	ug/L	2.8	U
LF-04S	Shallow	10-20	Di-n-Octylphthalate	9/8/2011 13:50	ug/L	7.5	U
LF-04S	Shallow	10-20	Ethylbenzene	9/8/2011 13:50	ug/L	8.7	

Parcel A11 Historical Well Data (ARM Monitoring Wells)
Former Sparrows Point Steel Mill
Sparrows Point, Maryland

Well ID (<i>alt.</i>)	Zone	Screen Interval (feet bgs)	Chemical Analyte	Sample Date/Time	Units	Result	
LF-04S	Shallow	10-20	Fluoranthene	9/8/2011 13:50	ug/L	1.4	U
LF-04S	Shallow	10-20	Fluoranthene	9/8/2011 13:50	ug/L	0.18	
LF-04S	Shallow	10-20	Fluorene	9/8/2011 13:50	ug/L	1.4	J
LF-04S	Shallow	10-20	Fluorene	9/8/2011 13:50	ug/L	1.4	
LF-04S	Shallow	10-20	Hardness	9/8/2011 13:50	mg/L	1580	
LF-04S	Shallow	10-20	Hexachlorobenzene	9/8/2011 13:50	ug/L	2.8	U
LF-04S	Shallow	10-20	Hexachlorobutadiene	9/8/2011 13:50	ug/L	2.8	U
LF-04S	Shallow	10-20	Hexachlorocyclopentadiene	9/8/2011 13:50	ug/L	7.5	U
LF-04S	Shallow	10-20	Hexachloroethane	9/8/2011 13:50	ug/L	2.8	U
LF-04S	Shallow	10-20	Indeno(1 2 3-cd)pyrene	9/8/2011 13:50	ug/L	1.4	U
LF-04S	Shallow	10-20	Indeno(1 2 3-cd)pyrene	9/8/2011 13:50	ug/L	0.094	U
LF-04S	Shallow	10-20	Iodomethane	9/8/2011 13:50	ug/L	1	U
LF-04S	Shallow	10-20	Iron Total	9/8/2011 13:50	mg/L	157	
LF-04S	Shallow	10-20	Isophorone	9/8/2011 13:50	ug/L	2.8	U
LF-04S	Shallow	10-20	Lead Total	9/8/2011 13:50	mg/L	0.0011	J
LF-04S	Shallow	10-20	Magnesium Total	9/8/2011 13:50	mg/L	208	
LF-04S	Shallow	10-20	Manganese Total	9/8/2011 13:50	mg/L	44.4	
LF-04S	Shallow	10-20	Mercury Total	9/8/2011 13:50	mg/L	0.00022	U
LF-04S	Shallow	10-20	Methylene Chloride	9/8/2011 13:50	ug/L	1	U
LF-04S	Shallow	10-20	mp-Cresol	9/8/2011 13:50	ug/L	0.64	J
LF-04S	Shallow	10-20	Naphthalene	9/8/2011 13:50	ug/L	2.3	
LF-04S	Shallow	10-20	Naphthalene	9/8/2011 13:50	ug/L	2.4	
LF-04S	Shallow	10-20	Nickel Total	9/8/2011 13:50	mg/L	0.075	
LF-04S	Shallow	10-20	Nitrate-N	9/8/2011 13:50	mg/L	0.5	U
LF-04S	Shallow	10-20	Nitrobenzene	9/8/2011 13:50	ug/L	2.8	U
LF-04S	Shallow	10-20	N-Nitroso-di-n-propylamine	9/8/2011 13:50	ug/L	2.8	U
LF-04S	Shallow	10-20	N-Nitrosodiphenylamine	9/8/2011 13:50	ug/L	2.8	U
LF-04S	Shallow	10-20	o-Cresol	9/8/2011 13:50	ug/L	1.1	J
LF-04S	Shallow	10-20	Pentachlorophenol	9/8/2011 13:50	ug/L	15.1	U
LF-04S	Shallow	10-20	pH	9/8/2011 13:50	pH Units	5.69	
LF-04S	Shallow	10-20	Phenanthrene	9/8/2011 13:50	ug/L	3.8	
LF-04S	Shallow	10-20	Phenanthrene	9/8/2011 13:50	ug/L	3.6	
LF-04S	Shallow	10-20	Phenol	9/8/2011 13:50	ug/L	7.5	U
LF-04S	Shallow	10-20	Potassium Total	9/8/2011 13:50	mg/L	1.8	
LF-04S	Shallow	10-20	Pyrene	9/8/2011 13:50	ug/L	1.4	U
LF-04S	Shallow	10-20	Pyrene	9/8/2011 13:50	ug/L	0.072	J
LF-04S	Shallow	10-20	Selenium Total	9/8/2011 13:50	mg/L	0.01	
LF-04S	Shallow	10-20	Silver Total	9/8/2011 13:50	mg/L	0.0022	U
LF-04S	Shallow	10-20	Sodium Total	9/8/2011 13:50	mg/L	177	
LF-04S	Shallow	10-20	Specific Conductance	9/8/2011 13:50	umhos/cm	2690	
LF-04S	Shallow	10-20	Styrene	9/8/2011 13:50	ug/L	1	U
LF-04S	Shallow	10-20	Sulfate	9/8/2011 13:50	mg/L	1170	
LF-04S	Shallow	10-20	Tetrachloroethene	9/8/2011 13:50	ug/L	1	U
LF-04S	Shallow	10-20	Thallium Total	9/8/2011 13:50	mg/L	0.001	U
LF-04S	Shallow	10-20	Toluene	9/8/2011 13:50	ug/L	0.3	J
LF-04S	Shallow	10-20	Total Dissolved Solids	9/8/2011 13:50	mg/L	2390	
LF-04S	Shallow	10-20	trans-1 2-Dichloroethene	9/8/2011 13:50	ug/L	1	U
LF-04S	Shallow	10-20	trans-1 3-Dichloropropene	9/8/2011 13:50	ug/L	1	U
LF-04S	Shallow	10-20	trans-1 4-Dichloro-2-butene	9/8/2011 13:50	ug/L	3	U
LF-04S	Shallow	10-20	Trichloroethene	9/8/2011 13:50	ug/L	1.4	
LF-04S	Shallow	10-20	Trichlorofluoromethane	9/8/2011 13:50	ug/L	1	U
LF-04S	Shallow	10-20	Turbidity	9/8/2011 13:50	NTU	11.4	
LF-04S	Shallow	10-20	Vanadium Total	9/8/2011 13:50	mg/L	0.0012	J
LF-04S	Shallow	10-20	Vinyl Acetate	9/8/2011 13:50	ug/L	5	U
LF-04S	Shallow	10-20	Vinyl Chloride	9/8/2011 13:50	ug/L	0.43	J
LF-04S	Shallow	10-20	Zinc Total	9/8/2011 13:50	mg/L	0.068	
LF-05	Shallow	7-17	1 1 1 2-Tetrachloroethane	9/7/2011 11:05	ug/L	1	U
LF-05	Shallow	7-17	1 1 1-Trichloroethane	9/7/2011 11:05	ug/L	1	U
LF-05	Shallow	7-17	1 1 2 2-Tetrachloroethane	9/7/2011 11:05	ug/L	1	U

Parcel A11 Historical Well Data (ARM Monitoring Wells)
Former Sparrows Point Steel Mill
Sparrows Point, Maryland

Well ID (<i>alt.</i>)	Zone	Screen Interval (feet bgs)	Chemical Analyte	Sample Date/Time	Units	Result
LF-05	Shallow	7-17	1 1 2-Trichloroethane	9/7/2011 11:05	ug/L	1 U
LF-05	Shallow	7-17	1 1-Dichloroethane	9/7/2011 11:05	ug/L	1 U
LF-05	Shallow	7-17	1 1-Dichloroethene	9/7/2011 11:05	ug/L	1 U
LF-05	Shallow	7-17	1 2 3-Trichloropropane	9/7/2011 11:05	ug/L	2 U
LF-05	Shallow	7-17	1 2 4-Trichlorobenzene	9/7/2011 11:05	ug/L	2.8 U
LF-05	Shallow	7-17	1 2-Dibromo-3-chloropropane	9/7/2011 11:05	ug/L	0.02 U
LF-05	Shallow	7-17	1 2-Dibromoethane	9/7/2011 11:05	ug/L	0.02 U
LF-05	Shallow	7-17	1 2-Dichlorobenzene	9/7/2011 11:05	ug/L	1 U
LF-05	Shallow	7-17	1 2-Dichlorobenzene	9/7/2011 11:05	ug/L	2.8 U
LF-05	Shallow	7-17	1 2-Dichloroethane	9/7/2011 11:05	ug/L	1 U
LF-05	Shallow	7-17	1 2-Dichloropropane	9/7/2011 11:05	ug/L	1 U
LF-05	Shallow	7-17	1 3-Dichlorobenzene	9/7/2011 11:05	ug/L	2.8 U
LF-05	Shallow	7-17	1 4-Dichlorobenzene	9/7/2011 11:05	ug/L	1 U
LF-05	Shallow	7-17	1 4-Dichlorobenzene	9/7/2011 11:05	ug/L	2.8 U
LF-05	Shallow	7-17	2 4 5-Trichlorophenol	9/7/2011 11:05	ug/L	7.5 U
LF-05	Shallow	7-17	2 4 6-Trichlorophenol	9/7/2011 11:05	ug/L	7.5 U
LF-05	Shallow	7-17	2 4-Dichlorophenol	9/7/2011 11:05	ug/L	7.5 U
LF-05	Shallow	7-17	2 4-Dimethylphenol	9/7/2011 11:05	ug/L	7.5 U
LF-05	Shallow	7-17	2 4-Dinitrophenol	9/7/2011 11:05	ug/L	15.1 U
LF-05	Shallow	7-17	2 4-Dinitrotoluene	9/7/2011 11:05	ug/L	2.8 U
LF-05	Shallow	7-17	2 6-Dinitrotoluene	9/7/2011 11:05	ug/L	2.8 U
LF-05	Shallow	7-17	2-Butanone	9/7/2011 11:05	ug/L	10 U
LF-05	Shallow	7-17	2-Chloronaphthalene	9/7/2011 11:05	ug/L	2.8 U
LF-05	Shallow	7-17	2-Chlorophenol	9/7/2011 11:05	ug/L	7.5 U
LF-05	Shallow	7-17	2-Hexanone	9/7/2011 11:05	ug/L	5 U
LF-05	Shallow	7-17	2-Methyl-4 6-dinitrophenol	9/7/2011 11:05	ug/L	7.5 U
LF-05	Shallow	7-17	2-Methylnaphthalene	9/7/2011 11:05	ug/L	1.9 U
LF-05	Shallow	7-17	2-Nitroaniline	9/7/2011 11:05	ug/L	2.8 U
LF-05	Shallow	7-17	2-Nitrophenol	9/7/2011 11:05	ug/L	7.5 U
LF-05	Shallow	7-17	3 3-Dichlorobenzidine	9/7/2011 11:05	ug/L	15.1 U
LF-05	Shallow	7-17	3-Nitroaniline	9/7/2011 11:05	ug/L	2.8 U
LF-05	Shallow	7-17	4-Bromophenyl-phenylether	9/7/2011 11:05	ug/L	2.8 U
LF-05	Shallow	7-17	4-Chloro-3-methylphenol	9/7/2011 11:05	ug/L	7.5 U
LF-05	Shallow	7-17	4-Chloroaniline	9/7/2011 11:05	ug/L	2.8 U
LF-05	Shallow	7-17	4-Chlorophenyl-phenylether	9/7/2011 11:05	ug/L	2.8 U
LF-05	Shallow	7-17	4-Methyl-2-Pentanone(MIBK)	9/7/2011 11:05	ug/L	5 U
LF-05	Shallow	7-17	4-Nitroaniline	9/7/2011 11:05	ug/L	2.8 U
LF-05	Shallow	7-17	4-Nitrophenol	9/7/2011 11:05	ug/L	7.5 U
LF-05	Shallow	7-17	Acenaphthene	9/7/2011 11:05	ug/L	1.4 U
LF-05	Shallow	7-17	Acenaphthene	9/7/2011 11:05	ug/L	0.094 U
LF-05	Shallow	7-17	Acenaphthylene	9/7/2011 11:05	ug/L	1.4 U
LF-05	Shallow	7-17	Acenaphthylene	9/7/2011 11:05	ug/L	0.094 U
LF-05	Shallow	7-17	Acetone	9/7/2011 11:05	ug/L	10 U
LF-05	Shallow	7-17	Acrylonitrile	9/7/2011 11:05	ug/L	5 U
LF-05	Shallow	7-17	Alkalinity Total	9/7/2011 11:05	mg/L	11
LF-05	Shallow	7-17	Ammonia-N	9/7/2011 11:05	mg/L	0.17
LF-05	Shallow	7-17	Anthracene	9/7/2011 11:05	ug/L	1.4 U
LF-05	Shallow	7-17	Anthracene	9/7/2011 11:05	ug/L	0.094 U
LF-05	Shallow	7-17	Antimony Total	9/7/2011 11:05	mg/L	0.0022 U
LF-05	Shallow	7-17	Arsenic Total	9/7/2011 11:05	mg/L	0.007
LF-05	Shallow	7-17	Barium Total	9/7/2011 11:05	mg/L	0.05
LF-05	Shallow	7-17	Benzene	9/7/2011 11:05	ug/L	1 U
LF-05	Shallow	7-17	Benzo(a)anthracene	9/7/2011 11:05	ug/L	1.4 U
LF-05	Shallow	7-17	Benzo(a)anthracene	9/7/2011 11:05	ug/L	0.094 U
LF-05	Shallow	7-17	Benzo(a)pyrene	9/7/2011 11:05	ug/L	1.4 U
LF-05	Shallow	7-17	Benzo(a)pyrene	9/7/2011 11:05	ug/L	0.094 U
LF-05	Shallow	7-17	Benzo(b)fluoranthene	9/7/2011 11:05	ug/L	1.4 U
LF-05	Shallow	7-17	Benzo(b)fluoranthene	9/7/2011 11:05	ug/L	0.094 U
LF-05	Shallow	7-17	Benzo(g h i)perylene	9/7/2011 11:05	ug/L	1.4 U

Parcel A11 Historical Well Data (ARM Monitoring Wells)
Former Sparrows Point Steel Mill
Sparrows Point, Maryland

Well ID (<i>alt.</i>)	Zone	Screen Interval (feet bgs)	Chemical Analyte	Sample Date/Time	Units	Result	
LF-05	Shallow	7-17	Benzo(g h i)perylene	9/7/2011 11:05	ug/L	0.094	U
LF-05	Shallow	7-17	Benzo(k)fluoranthene	9/7/2011 11:05	ug/L	1.4	U
LF-05	Shallow	7-17	Benzo(k)fluoranthene	9/7/2011 11:05	ug/L	0.094	U
LF-05	Shallow	7-17	Beryllium Total	9/7/2011 11:05	mg/L	0.0033	
LF-05	Shallow	7-17	bis(2-Chloroethoxy)methane	9/7/2011 11:05	ug/L	2.8	U
LF-05	Shallow	7-17	bis(2-Chloroethyl)ether	9/7/2011 11:05	ug/L	2.8	U
LF-05	Shallow	7-17	bis(2-Chloroisopropyl)ether	9/7/2011 11:05	ug/L	2.8	U
LF-05	Shallow	7-17	bis(2-Ethylhexyl)phthalate	9/7/2011 11:05	ug/L	2.8	U
LF-05	Shallow	7-17	Bromochloromethane	9/7/2011 11:05	ug/L	1	U
LF-05	Shallow	7-17	Bromodichloromethane	9/7/2011 11:05	ug/L	1	U
LF-05	Shallow	7-17	Bromoform	9/7/2011 11:05	ug/L	1	U
LF-05	Shallow	7-17	Bromomethane	9/7/2011 11:05	ug/L	1	U
LF-05	Shallow	7-17	Butylbenzylphthalate	9/7/2011 11:05	ug/L	2.8	U
LF-05	Shallow	7-17	Cadmium Total	9/7/2011 11:05	mg/L	0.00081	J
LF-05	Shallow	7-17	Calcium Total	9/7/2011 11:05	mg/L	6.5	
LF-05	Shallow	7-17	Carbazole	9/7/2011 11:05	ug/L	2.8	U
LF-05	Shallow	7-17	Carbon Disulfide	9/7/2011 11:05	ug/L	1	U
LF-05	Shallow	7-17	Carbon Tetrachloride	9/7/2011 11:05	ug/L	1	U
LF-05	Shallow	7-17	Chemical Oxygen Demand (COD)	9/7/2011 11:05	mg/L	5	J
LF-05	Shallow	7-17	Chloride	9/7/2011 11:05	mg/L	53.2	
LF-05	Shallow	7-17	Chlorobenzene	9/7/2011 11:05	ug/L	1	U
LF-05	Shallow	7-17	Chlorodibromomethane	9/7/2011 11:05	ug/L	1	U
LF-05	Shallow	7-17	Chloroethane	9/7/2011 11:05	ug/L	1	U
LF-05	Shallow	7-17	Chloroform	9/7/2011 11:05	ug/L	1	U
LF-05	Shallow	7-17	Chloromethane	9/7/2011 11:05	ug/L	1	U
LF-05	Shallow	7-17	Chromium Total	9/7/2011 11:05	mg/L	0.011	
LF-05	Shallow	7-17	Chrysene	9/7/2011 11:05	ug/L	1.4	U
LF-05	Shallow	7-17	Chrysene	9/7/2011 11:05	ug/L	0.094	U
LF-05	Shallow	7-17	cis-1 2-Dichloroethene	9/7/2011 11:05	ug/L	1	U
LF-05	Shallow	7-17	cis-1 3-Dichloropropene	9/7/2011 11:05	ug/L	1	U
LF-05	Shallow	7-17	Cobalt Total	9/7/2011 11:05	mg/L	0.092	
LF-05	Shallow	7-17	Copper Total	9/7/2011 11:05	mg/L	0.036	
LF-05	Shallow	7-17	Dibenzo(a h)anthracene	9/7/2011 11:05	ug/L	1.9	U
LF-05	Shallow	7-17	Dibenzo(a h)anthracene	9/7/2011 11:05	ug/L	0.066	U
LF-05	Shallow	7-17	Dibenzofuran	9/7/2011 11:05	ug/L	2.8	U
LF-05	Shallow	7-17	Dibromomethane	9/7/2011 11:05	ug/L	1	U
LF-05	Shallow	7-17	Diethylphthalate	9/7/2011 11:05	ug/L	7.5	U
LF-05	Shallow	7-17	Dimethylphthalate	9/7/2011 11:05	ug/L	7.5	U
LF-05	Shallow	7-17	Di-n-Butylphthalate	9/7/2011 11:05	ug/L	2.8	U
LF-05	Shallow	7-17	Di-n-Octylphthalate	9/7/2011 11:05	ug/L	7.5	U
LF-05	Shallow	7-17	Ethylbenzene	9/7/2011 11:05	ug/L	1	U
LF-05	Shallow	7-17	Fluoranthene	9/7/2011 11:05	ug/L	1.4	U
LF-05	Shallow	7-17	Fluoranthene	9/7/2011 11:05	ug/L	0.094	U
LF-05	Shallow	7-17	Fluorene	9/7/2011 11:05	ug/L	1.4	U
LF-05	Shallow	7-17	Fluorene	9/7/2011 11:05	ug/L	0.094	U
LF-05	Shallow	7-17	Hardness	9/7/2011 11:05	mg/L	131	
LF-05	Shallow	7-17	Hexachlorobenzene	9/7/2011 11:05	ug/L	2.8	U
LF-05	Shallow	7-17	Hexachlorobutadiene	9/7/2011 11:05	ug/L	2.8	U
LF-05	Shallow	7-17	Hexachlorocyclopentadiene	9/7/2011 11:05	ug/L	7.5	U
LF-05	Shallow	7-17	Hexachloroethane	9/7/2011 11:05	ug/L	2.8	U
LF-05	Shallow	7-17	Indeno(1 2 3-cd)pyrene	9/7/2011 11:05	ug/L	1.4	U
LF-05	Shallow	7-17	Indeno(1 2 3-cd)pyrene	9/7/2011 11:05	ug/L	0.094	U
LF-05	Shallow	7-17	Iodomethane	9/7/2011 11:05	ug/L	1	U
LF-05	Shallow	7-17	Iron Total	9/7/2011 11:05	mg/L	14.2	
LF-05	Shallow	7-17	Isophorone	9/7/2011 11:05	ug/L	2.8	U
LF-05	Shallow	7-17	Lead Total	9/7/2011 11:05	mg/L	0.021	
LF-05	Shallow	7-17	Magnesium Total	9/7/2011 11:05	mg/L	21.8	
LF-05	Shallow	7-17	Manganese Total	9/7/2011 11:05	mg/L	1	
LF-05	Shallow	7-17	Mercury Total	9/7/2011 11:05	mg/L	0.00022	U

Parcel A11 Historical Well Data (ARM Monitoring Wells)
Former Sparrows Point Steel Mill
Sparrows Point, Maryland

Well ID (<i>alt.</i>)	Zone	Screen Interval (feet bgs)	Chemical Analyte	Sample Date/Time	Units	Result	
LF-05	Shallow	7-17	Methylene Chloride	9/7/2011 11:05	ug/L	1	U
LF-05	Shallow	7-17	mp-Cresol	9/7/2011 11:05	ug/L	7.5	U
LF-05	Shallow	7-17	Naphthalene	9/7/2011 11:05	ug/L	1.4	U
LF-05	Shallow	7-17	Naphthalene	9/7/2011 11:05	ug/L	0.015	J
LF-05	Shallow	7-17	Nickel Total	9/7/2011 11:05	mg/L	0.12	
LF-05	Shallow	7-17	Nitrate-N	9/7/2011 11:05	mg/L	0.2	J
LF-05	Shallow	7-17	Nitrobenzene	9/7/2011 11:05	ug/L	2.8	U
LF-05	Shallow	7-17	N-Nitroso-di-n-propylamine	9/7/2011 11:05	ug/L	2.8	U
LF-05	Shallow	7-17	N-Nitrosodiphenylamine	9/7/2011 11:05	ug/L	2.8	U
LF-05	Shallow	7-17	o-Cresol	9/7/2011 11:05	ug/L	7.5	U
LF-05	Shallow	7-17	Pentachlorophenol	9/7/2011 11:05	ug/L	15.1	U
LF-05	Shallow	7-17	pH	9/7/2011 11:05	pH_Units	5.85	
LF-05	Shallow	7-17	Phenanthrene	9/7/2011 11:05	ug/L	1.4	U
LF-05	Shallow	7-17	Phenanthrene	9/7/2011 11:05	ug/L	0.094	U
LF-05	Shallow	7-17	Phenol	9/7/2011 11:05	ug/L	7.5	U
LF-05	Shallow	7-17	Potassium Total	9/7/2011 11:05	mg/L	0.98	
LF-05	Shallow	7-17	Pyrene	9/7/2011 11:05	ug/L	1.4	U
LF-05	Shallow	7-17	Pyrene	9/7/2011 11:05	ug/L	0.094	U
LF-05	Shallow	7-17	Selenium Total	9/7/2011 11:05	mg/L	0.017	
LF-05	Shallow	7-17	Silver Total	9/7/2011 11:05	mg/L	0.0022	U
LF-05	Shallow	7-17	Sodium Total	9/7/2011 11:05	mg/L	114	
LF-05	Shallow	7-17	Specific Conductance	9/7/2011 11:05	umhos/cm	853	
LF-05	Shallow	7-17	Styrene	9/7/2011 11:05	ug/L	1	U
LF-05	Shallow	7-17	Sulfate	9/7/2011 11:05	mg/L	247	
LF-05	Shallow	7-17	Tetrachloroethene	9/7/2011 11:05	ug/L	1	U
LF-05	Shallow	7-17	Thallium Total	9/7/2011 11:05	mg/L	0.001	U
LF-05	Shallow	7-17	Toluene	9/7/2011 11:05	ug/L	1	U
LF-05	Shallow	7-17	Total Dissolved Solids	9/7/2011 11:05	mg/L	529	
LF-05	Shallow	7-17	trans-1 2-Dichloroethene	9/7/2011 11:05	ug/L	1	U
LF-05	Shallow	7-17	trans-1 3-Dichloropropene	9/7/2011 11:05	ug/L	1	U
LF-05	Shallow	7-17	trans-1 4-Dichloro-2-butene	9/7/2011 11:05	ug/L	3	U
LF-05	Shallow	7-17	Trichloroethene	9/7/2011 11:05	ug/L	1	U
LF-05	Shallow	7-17	Trichlorofluoromethane	9/7/2011 11:05	ug/L	1	U
LF-05	Shallow	7-17	Turbidity	9/7/2011 11:05	NTU	1480	
LF-05	Shallow	7-17	Vanadium Total	9/7/2011 11:05	mg/L	0.017	
LF-05	Shallow	7-17	Vinyl Acetate	9/7/2011 11:05	ug/L	5	U
LF-05	Shallow	7-17	Vinyl Chloride	9/7/2011 11:05	ug/L	1	U
LF-05	Shallow	7-17	Zinc Total	9/7/2011 11:05	mg/L	0.2	
Trip Blank	NA	NA	1 1 1 2-Tetrachloroethane	9/8/2011 20:30	ug/L	1	U
Trip Blank	NA	NA	1 1 1-Trichloroethane	9/8/2011 20:30	ug/L	1	U
Trip Blank	NA	NA	1 1 2 2-Tetrachloroethane	9/8/2011 20:30	ug/L	1	U
Trip Blank	NA	NA	1 1 2-Trichloroethane	9/8/2011 20:30	ug/L	1	U
Trip Blank	NA	NA	1 1-Dichloroethane	9/8/2011 20:30	ug/L	1	U
Trip Blank	NA	NA	1 1-Dichloroethene	9/8/2011 20:30	ug/L	1	U
Trip Blank	NA	NA	1 2 3-Trichloropropane	9/8/2011 20:30	ug/L	2	U
Trip Blank	NA	NA	1 2-Dichlorobenzene	9/8/2011 20:30	ug/L	1	U
Trip Blank	NA	NA	1 2-Dichloroethane	9/8/2011 20:30	ug/L	1	U
Trip Blank	NA	NA	1 2-Dichloropropane	9/8/2011 20:30	ug/L	1	U
Trip Blank	NA	NA	1 4-Dichlorobenzene	9/8/2011 20:30	ug/L	1	U
Trip Blank	NA	NA	2-Butanone	9/8/2011 20:30	ug/L	10	U
Trip Blank	NA	NA	2-Hexanone	9/8/2011 20:30	ug/L	5	U
Trip Blank	NA	NA	4-Methyl-2-Pentanone(MIBK)	9/8/2011 20:30	ug/L	5	U
Trip Blank	NA	NA	Acetone	9/8/2011 20:30	ug/L	10	U
Trip Blank	NA	NA	Acrylonitrile	9/8/2011 20:30	ug/L	5	U
Trip Blank	NA	NA	Benzene	9/8/2011 20:30	ug/L	1	U
Trip Blank	NA	NA	Bromochloromethane	9/8/2011 20:30	ug/L	1	U
Trip Blank	NA	NA	Bromodichloromethane	9/8/2011 20:30	ug/L	1	U
Trip Blank	NA	NA	Bromoform	9/8/2011 20:30	ug/L	1	U
Trip Blank	NA	NA	Bromomethane	9/8/2011 20:30	ug/L	1	U

Parcel A11 Historical Well Data (ARM Monitoring Wells)
Former Sparrows Point Steel Mill
Sparrows Point, Maryland

Well ID (<i>alt.</i>)	Zone	Screen Interval (feet bgs)	Chemical Analyte	Sample Date/Time	Units	Result
Trip Blank	NA	NA	Carbon Disulfide	9/8/2011 20:30	ug/L	1 U
Trip Blank	NA	NA	Carbon Tetrachloride	9/8/2011 20:30	ug/L	1 U
Trip Blank	NA	NA	Chlorobenzene	9/8/2011 20:30	ug/L	1 U
Trip Blank	NA	NA	Chlorodibromomethane	9/8/2011 20:30	ug/L	1 U
Trip Blank	NA	NA	Chloroethane	9/8/2011 20:30	ug/L	1 U
Trip Blank	NA	NA	Chloroform	9/8/2011 20:30	ug/L	1 U
Trip Blank	NA	NA	Chloromethane	9/8/2011 20:30	ug/L	1 U
Trip Blank	NA	NA	cis-1 2-Dichloroethene	9/8/2011 20:30	ug/L	1 U
Trip Blank	NA	NA	cis-1 3-Dichloropropene	9/8/2011 20:30	ug/L	1 U
Trip Blank	NA	NA	Dibromomethane	9/8/2011 20:30	ug/L	1 U
Trip Blank	NA	NA	Ethylbenzene	9/8/2011 20:30	ug/L	1 U
Trip Blank	NA	NA	Iodomethane	9/8/2011 20:30	ug/L	1 U
Trip Blank	NA	NA	Methylene Chloride	9/8/2011 20:30	ug/L	1 U
Trip Blank	NA	NA	Styrene	9/8/2011 20:30	ug/L	1 U
Trip Blank	NA	NA	Tetrachloroethene	9/8/2011 20:30	ug/L	1 U
Trip Blank	NA	NA	Toluene	9/8/2011 20:30	ug/L	1 U
Trip Blank	NA	NA	trans-1 2-Dichloroethene	9/8/2011 20:30	ug/L	1 U
Trip Blank	NA	NA	trans-1 3-Dichloropropene	9/8/2011 20:30	ug/L	1 U
Trip Blank	NA	NA	trans-1 4-Dichloro-2-butene	9/8/2011 20:30	ug/L	3 U
Trip Blank	NA	NA	Trichloroethene	9/8/2011 20:30	ug/L	1 U
Trip Blank	NA	NA	Trichlorofluoromethane	9/8/2011 20:30	ug/L	1 U
Trip Blank	NA	NA	Vinyl Acetate	9/8/2011 20:30	ug/L	5 U
Trip Blank	NA	NA	Vinyl Chloride	9/8/2011 20:30	ug/L	1 U

Highlighted Values Indicate PAL Exceedances

APPENDIX E

WELL INSPECTION FORM

Site: Sparrows Point: Area A Location of Well: Parcel A11, vegetated area

Project Number: 150298M Date: 12/9/2015

WELL INFORMATION

Well ID: GL04-PZP001 Well Permit No.: _____

Coordinates:

Latitude/Northing 574364.105 Longitude/Easting 1460128.107

Condition of Well Pad: Good Flush Mount or Stick-Up? Stick-Up

Well ID Marked? Yes If yes, where? Locking cap

Locking cap? Yes Lock? No Diameter of Well: 2 in.

Structural integrity of well: Good


WELL MEASUREMENTS

	Measured (Current)	Historic Reported
Depth to Water (feet BGS/TOC)	4.16 TOC	
Depth to Bottom (feet BGS/TOC)	5.89 TOC	12' BGS

Notes: BGS = below ground surface, TOC = top of casing

Additional Comments: The measured depth to bottom is significantly less than the historic reported value, indicating damage.

PICTURE OF WELL DURING INSPECTION



WELL INSPECTION FORM

Site: Sparrows Point: Area A Location of Well: Parcel A11 – vegetated area

Project Number: 150298M Date: 12/9/2015

WELL INFORMATION

Well ID: GL04-PZM026 Well Permit No.: _____

Coordinates:

Latitude/Northing 574366.218 Longitude/Easting 1460119.899

Condition of Well Pad: NA Flush Mount or Stick-Up? NA

Well ID Marked? NA If yes, where? _____

Locking cap? NA Lock? NA Diameter of Well: _____

Structural integrity of well: Could not locate well

WELL MEASUREMENTS

	Measured (Current)	Historic Reported
Depth to Water (feet BGS/TOC)		
Depth to Bottom (feet BGS/TOC)		40' BGS

Notes: BGS = below ground surface, TOC = top of casing

Additional Comments: Could not locate well

PICTURE OF WELL DURING INSPECTION



WELL INSPECTION FORM

Site: Sparrows Point: Area A Location of Well: Parcel A11 – vegetated area

Project Number: 150298M Date: 12/9/2015

WELL INFORMATION

Well ID: GL04-PZM046 Well Permit No.: _____

Coordinates:

Latitude/Northing 574360.851 Longitude/Easting 1460117.542

Condition of Well Pad: NA Flush Mount or Stick-Up? NA

Well ID Marked? NA If yes, where? _____

Locking cap? NA Lock? NA Diameter of Well: _____

Structural integrity of well: Could not locate well

WELL MEASUREMENTS

	Measured (Current)	Historic Reported
Depth to Water (feet BGS/TOC)		
Depth to Bottom (feet BGS/TOC)		60' BGS

Notes: BGS = below ground surface, TOC = top of casing

Additional Comments: Could not locate well

PICTURE OF WELL DURING INSPECTION



WELL INSPECTION FORM

Site: Sparrows Point: Area A Location of Well: Parcel A11, gravel area

Project Number: 150298M Date: 12/9/2015

WELL INFORMATION

Well ID: SG01-PDP000 Well Permit No.: _____

Coordinates:

Latitude/Northing 574838.246 Longitude/Easting 1458962.921

Condition of Well Pad: Good Flush Mount or Stick-Up? Stick-Up

Well ID Marked? Yes If yes, where? Locking cap

Locking cap? Yes Lock? Yes, broken Diameter of Well: 2 in.

Structural integrity of well: Good

WELL MEASUREMENTS

	Measured (Current)	Historic Reported
Depth to Water (feet BGS/TOC)	11.48 TOC	
Depth to Bottom (feet BGS/TOC)	18.59 TOC	16' BGS

Notes: BGS = below ground surface, TOC = top of casing

Additional Comments: _____

PICTURE OF WELL DURING INSPECTION



WELL INSPECTION FORM

Site: Sparrows Point: Area A Location of Well: Parcel A11, vegetated area

Project Number: 150298M Date: 12/9/2015

WELL INFORMATION

Well ID: SG01-PPM004 Well Permit No.: _____

Coordinates:

Latitude/Northing 574950.812 Longitude/Easting 1459003.111

Condition of Well Pad: Good Flush Mount or Stick-Up? Stick-Up

Well ID Marked? Yes If yes, where? Locking cap

Locking cap? Yes Lock? Yes, broken Diameter of Well: 2 in.

Structural integrity of well: Good

WELL MEASUREMENTS

	Measured (Current)	Historic Reported
Depth to Water (feet BGS/TOC)	7.22 TOC	
Depth to Bottom (feet BGS/TOC)	7.50 TOC	13' BGS

Notes: BGS = below ground surface, TOC = top of casing

Additional Comments: The measured depth to bottom is significantly less than the historic reported value, indicating damage.

PICTURE OF WELL DURING INSPECTION



WELL INSPECTION FORM

Site: Sparrows Point: Area A Location of Well: Parcel A11

Project Number: 150298M Date: 1/5/2016

WELL INFORMATION

Well ID: TS01-PPM010 Well Permit No.: _____

Coordinates:

Latitude/Northing 575043.2 ft Longitude/Easting 1457622.0 ft

Condition of pad and/or cover: Destroyed Flush Mount or Stick-Up? Stick-up

Well ID Marked? NA If yes, where? _____

Locking cap? NA Lock? NA Diameter of Well: 2 in.

Structural integrity of well: Destroyed

WELL MEASUREMENTS

	Measured (Current)	Historic Reported
Depth to Water (feet BGS/TOC)		
Depth to Bottom (feet BGS/TOC)		25' BGS

Notes: BGS = below ground surface, TOC = top of casing

Additional Comments: Well was observed to be knocked over and crushed.

PICTURE OF WELL DURING INSPECTION



WELL INSPECTION FORM

Site: Sparrows Point: Area A Location of Well: Parcel A11, north perimeter

ARM Representative: NSK Date: 5/9/16 Project Number: 150298-16

WELL INFORMATION

Well ID: LF-01S Well Permit No.: N/A

Coordinates:

Latitude/Northing 574701.10 Longitude/Easting 1459427.00

Condition of pad and/or cover: good Flush Mount or Stick-Up? Stick-up

Well ID Marked? no If yes, where? _____

Locking cap? yes Lock? no Diameter of Well: 2"

Structural integrity of well: good

WELL MEASUREMENTS

	Measured (Current)	Historic Reported
Depth to Water (feet BGS/TOC)	3.18 / 6.02	
Depth to Bottom (feet BGS/TOC)	15.45 / 18.29	N/A

Notes: BGS = below ground surface, TOC = top of casing

Additional Comments: _____

PICTURE OF WELL DURING INSPECTION



WELL INSPECTION FORM

Site: Sparrows Point: Area A Location of Well: Parcel A11, middle of parcel

ARM Representative: NSK Date: 5/9/16 Project Number: 150298-16

WELL INFORMATION

Well ID: LF-02 Well Permit No.: N/A

Coordinates:

Latitude/Northing 573967.30 Longitude/Easting 1459785.00

Condition of pad and/or cover: good Flush Mount or Stick-Up? Stick-up

Well ID Marked? no If yes, where? _____

Locking cap? yes Lock? no Diameter of Well: 2"

Structural integrity of well: good

WELL MEASUREMENTS

	Measured (Current)	Historic Reported
Depth to Water (feet BGS/TOC)	1.05 / 3.84	
Depth to Bottom (feet BGS/TOC)	20.32 / 23.11	N/A

Notes: BGS = below ground surface, TOC = top of casing

Additional Comments: well located in standing water

PICTURE OF WELL DURING INSPECTION



WELL INSPECTION FORM

Site: Sparrows Point: Area A Location of Well: Parcel A11, East perimeter

ARM Representative: NSK Date: 5/9/16 Project Number: 150298-16

WELL INFORMATION

Well ID: LF-03S Well Permit No.: N/A

Coordinates:

Latitude/Northing 573888.50 Longitude/Easting 1460825.00

Condition of pad and/or cover: good Flush Mount or Stick-Up? Stick-up

Well ID Marked? no If yes, where? _____

Locking cap? yes Lock? no Diameter of Well: 2"

Structural integrity of well: good

WELL MEASUREMENTS

	Measured (Current)	Historic Reported
Depth to Water (feet BGS/TOC)	3.92 / 6.70	
Depth to Bottom (feet BGS/TOC)	15.55 / 18.33	N/A

Notes: BGS = below ground surface, TOC = top of casing

Additional Comments: _____

PICTURE OF WELL DURING INSPECTION



WELL INSPECTION FORM

Site: Sparrows Point: Area A Location of Well: Parcel A11, SE corner

ARM Representative: NSK Date: 5/9/16 Project Number: 150298-16

WELL INFORMATION

Well ID: LF-04S Well Permit No.: N/A

Coordinates:

Latitude/Northing 573451.00 Longitude/Easting 1460662.00

Condition of pad and/or cover: good Flush Mount or Stick-Up? Stick-up

Well ID Marked? no If yes, where? _____

Locking cap? no Lock? no Diameter of Well: 2"

Structural integrity of well: good

WELL MEASUREMENTS

	Measured (Current)	Historic Reported
Depth to Water (feet BGS/TOC)	7.57 / 10.52	
Depth to Bottom (feet BGS/TOC)	20.18 / 23.13	N/A

Notes: BGS = below ground surface, TOC = top of casing

Additional Comments: _____

PICTURE OF WELL DURING INSPECTION



WELL INSPECTION FORM

Site: Sparrows Point: Area A Location of Well: Parcel A11, SE corner

ARM Representative: NSK Date: 5/9/16 Project Number: 150298-16

WELL INFORMATION

Well ID: LF-05 Well Permit No.: N/A

Coordinates:

Latitude/Northing 573265.90 Longitude/Easting 1460029.00

Condition of pad and/or cover: good Flush Mount or Stick-Up? Stick-up

Well ID Marked? no If yes, where? _____

Locking cap? yes Lock? no Diameter of Well: 2"

Structural integrity of well: good

WELL MEASUREMENTS

	Measured (Current)	Historic Reported
Depth to Water (feet BGS/TOC)	3.04 / 5.86	
Depth to Bottom (feet BGS/TOC)	17.19 / 20.01	N/A

Notes: BGS = below ground surface, TOC = top of casing

Additional Comments: _____

PICTURE OF WELL DURING INSPECTION



APPENDIX F

Parcel A11 Historical Well Data (Site-wide Wells)
Former Sparrows Point Steel Mill
Sparrows Point, Maryland

Well	Screen Interval (feet bgs)	Chemical Analyte	Sampling Date	Units	Result		
Shallow Zone	SG01-PDP000	6-16	Bicarbonate	11/9/2000	mg/L	2	U
	SG01-PDP000	6-16	Calcium	11/9/2000	mg/L	140	
	SG01-PDP000	6-16	Chloride	11/9/2000	mg/L	57	
	SG01-PDP000	6-16	Iron	11/9/2000	mg/L	1.8	
	SG01-PDP000	6-16	Magnesium	11/9/2000	mg/L	0.1	
	SG01-PDP000	6-16	Manganese	11/9/2000	mg/L	0.03	
	SG01-PDP000	6-16	Potassium	11/9/2000	mg/L	38	
	SG01-PDP000	6-16	Sodium	11/9/2000	mg/L	42	
	SG01-PDP000	6-16	Sulfate	11/9/2000	mg/L	260	
	SG01-PDP000	6-16	Total dissolved solids (TDS)	11/9/2000	mg/L	710	
Shallow Zone	SG01-PPM004	3-13	Bicarbonate	11/9/2000	mg/L	2	U
	SG01-PPM004	3-13	Calcium	11/9/2000	mg/L	150	
	SG01-PPM004	3-13	Chloride	11/9/2000	mg/L	66	
	SG01-PPM004	3-13	Iron	11/9/2000	mg/L	11	
	SG01-PPM004	3-13	Magnesium	11/9/2000	mg/L	1.5	
	SG01-PPM004	3-13	Manganese	11/9/2000	mg/L	0.28	
	SG01-PPM004	3-13	Potassium	11/9/2000	mg/L	45	
	SG01-PPM004	3-13	Sodium	11/9/2000	mg/L	52	
	SG01-PPM004	3-13	Sulfate	11/9/2000	mg/L	650	
	SG01-PPM004	3-13	Total dissolved solids (TDS)	11/9/2000	mg/L	740	
Shallow Zone	GL04-PZP001	2-12	Bicarbonate	11/9/2000	mg/L	2	U
	GL04-PZP001	2-12	Calcium	11/9/2000	mg/L	120	
	GL04-PZP001	2-12	Chloride	11/9/2000	mg/L	29	
	GL04-PZP001	2-12	Iron	11/9/2000	mg/L	0.2	
	GL04-PZP001	2-12	Magnesium	11/9/2000	mg/L	0.1	
	GL04-PZP001	2-12	Manganese	11/9/2000	mg/L	0.01	U
	GL04-PZP001	2-12	Potassium	11/9/2000	mg/L	31	
	GL04-PZP001	2-12	Sodium	11/9/2000	mg/L	26	
	GL04-PZP001	2-12	Sulfate	11/9/2000	mg/L	200	
	GL04-PZP001	2-12	Total dissolved solids (TDS)	11/9/2000	mg/L	560	

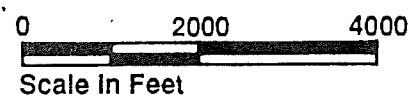
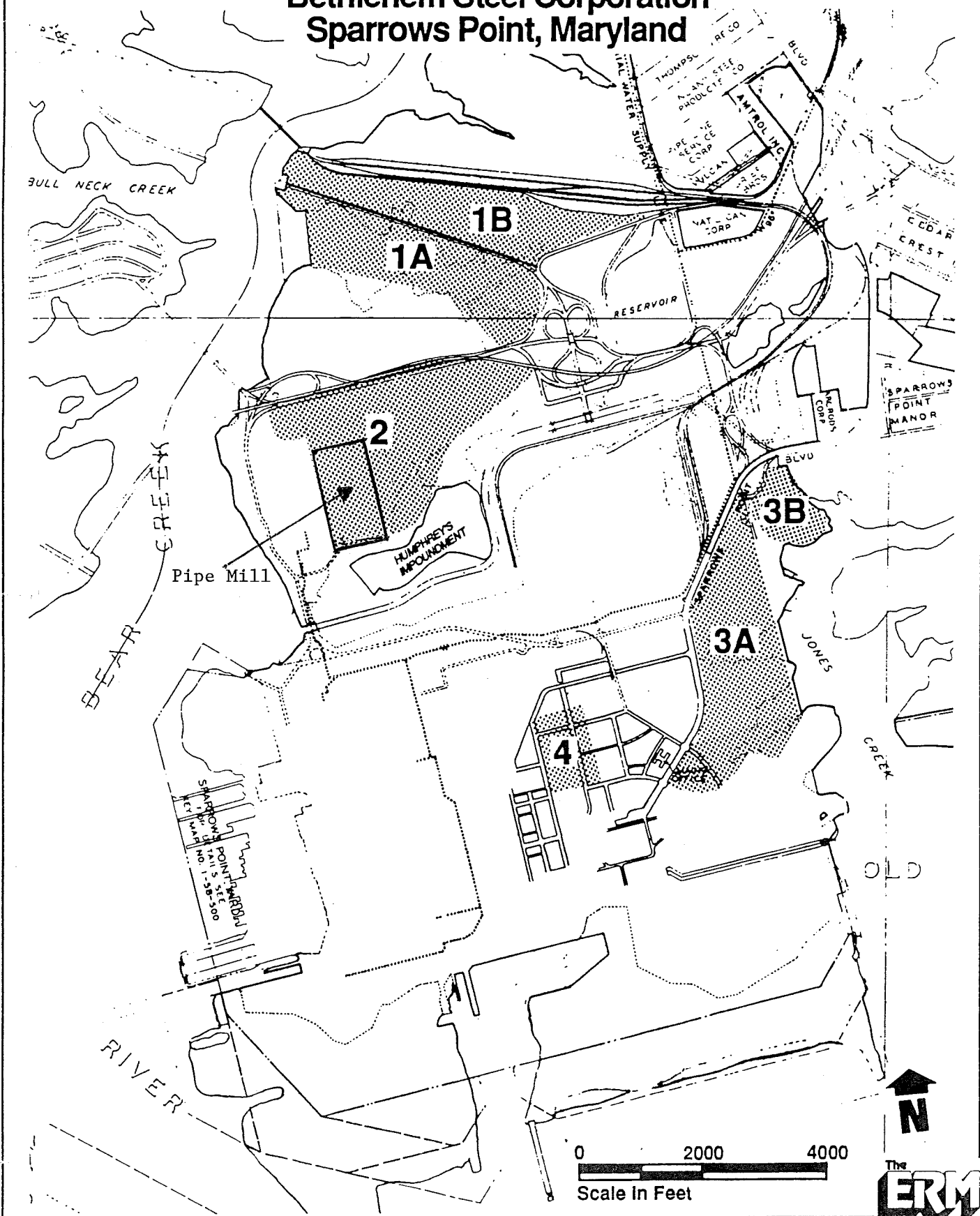
Parcel A11 Historical Well Data (Site-wide Wells)
Former Sparrows Point Steel Mill
Sparrows Point, Maryland

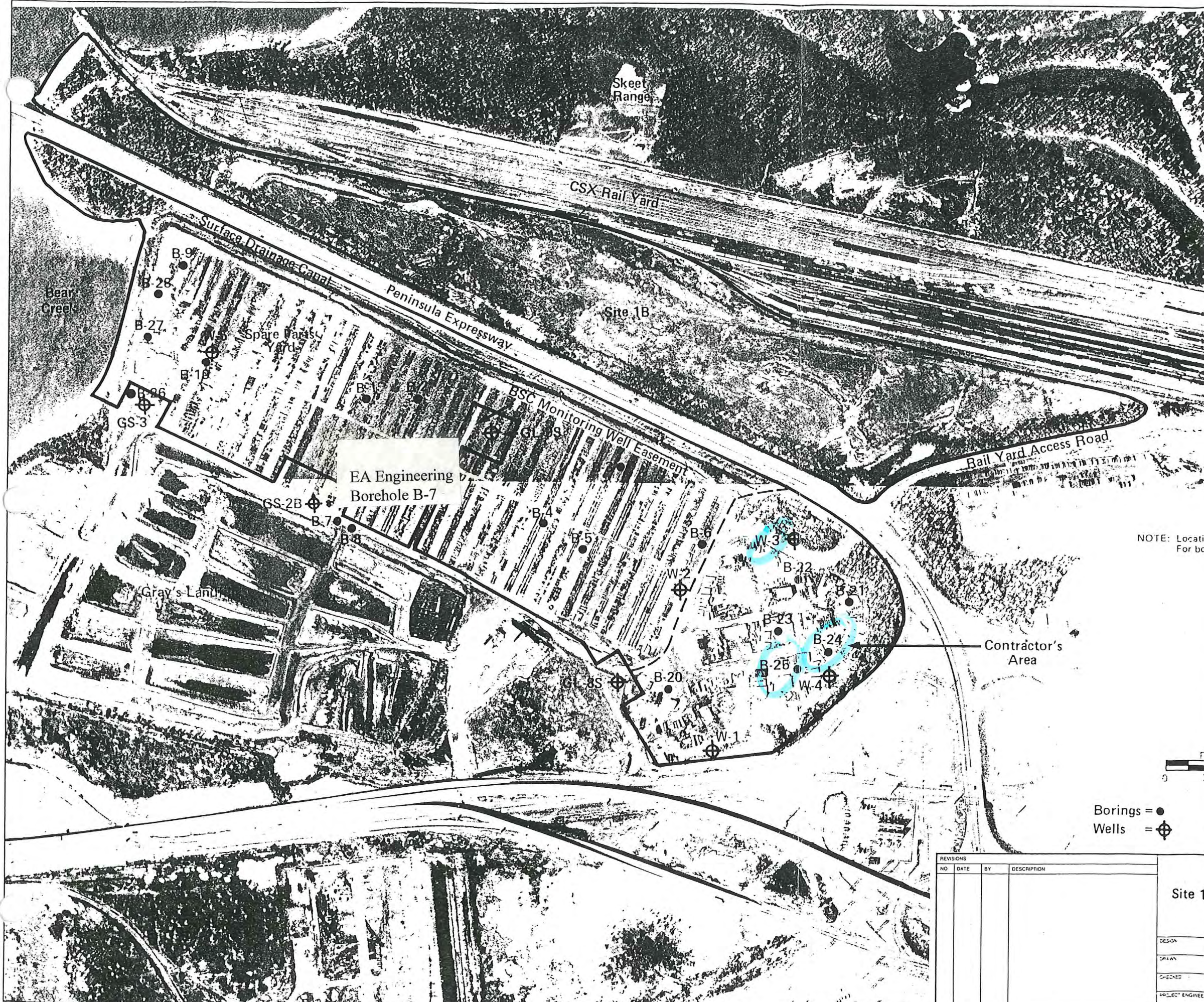
Well	Screen Interval (feet bgs)	Chemical Analyte	Sampling Date	Units	Result		
Shallow Zone	TS01-PPM010	15-25	Bicarbonate	11/9/2000	mg/L	2 B	
	TS01-PPM010	15-25	Calcium	11/9/2000	mg/L	500	
	TS01-PPM010	15-25	Chloride	11/9/2000	mg/L	2300	
	TS01-PPM010	15-25	Iron	11/9/2000	mg/L	0.1	U
	TS01-PPM010	15-25	Magnesium	11/9/2000	mg/L	82	
	TS01-PPM010	15-25	Manganese	11/9/2000	mg/L	0.06	
	TS01-PPM010	15-25	Potassium	11/9/2000	mg/L	140	
	TS01-PPM010	15-25	Sodium	11/9/2000	mg/L	1200	
	TS01-PPM010	15-25	Sulfate	11/9/2000	mg/L	1200	
TS01-PPM010	15-25	Total dissolved solids (TDS)	11/9/2000	mg/L	4800		
Intermediate Zone	GL04-PZM026	37-40	Bicarbonate	12/12/2000	mg/L	55	
	GL04-PZM026	37-40	Calcium	12/12/2000	mg/L	66	
	GL04-PZM026	37-40	Chloride	12/12/2000	mg/L	2100	
	GL04-PZM026	37-40	Iron	12/12/2000	mg/L	200	
	GL04-PZM026	37-40	Magnesium	12/12/2000	mg/L	88	
	GL04-PZM026	37-40	Manganese	12/12/2000	mg/L	11	
	GL04-PZM026	37-40	Potassium	12/12/2000	mg/L	12	
	GL04-PZM026	37-40	Sodium	12/12/2000	mg/L	790	
	GL04-PZM026	37-40	Sulfate	12/12/2000	mg/L	21	
	GL04-PZM026	37-40	Total dissolved solids (TDS)	12/12/2000	mg/L	3000	
Intermediate Zone	GL04-PZM046	57-60	Bicarbonate	12/13/2000	mg/L	22	
	GL04-PZM046	57-60	Calcium	12/13/2000	mg/L	110	
	GL04-PZM046	57-60	Chloride	12/13/2000	mg/L	1300	
	GL04-PZM046	57-60	Iron	12/13/2000	mg/L	130	
	GL04-PZM046	57-60	Magnesium	12/13/2000	mg/L	42	
	GL04-PZM046	57-60	Manganese	12/13/2000	mg/L	4.7	
	GL04-PZM046	57-60	Potassium	12/13/2000	mg/L	5.7	
	GL04-PZM046	57-60	Sodium	12/13/2000	mg/L	500	
	GL04-PZM046	57-60	Sulfate	12/13/2000	mg/L	130	
GL04-PZM046	57-60	Total dissolved solids (TDS)	12/13/2000	mg/L	2000		

Highlighted Values Indicate PAL Exceedances

APPENDIX G

Figure 1 Site Location Map Bethlehem Steel Corporation Sparrows Point, Maryland





NOTE: Locations approximate for presentation purposes only.
For boring and well coordinates see Appendix E.



Borings = ●
Wells = ⊕
W = EA Well
GL or GS = Bethlehem Steel Well

REVISIONS			
NO	DATE	BY	DESCRIPTION

Site 1A	Figure 3.3-1. Boring and well locations.
DESIGN	DATE
DRAWN	SCALE
CHECKED	PROJECT NO.
PROJECT ENGINEER	SHEET NO.

Parcel A11 Historical County Lands Investigation Data
Former Sparrows Point Steel Mill
Sparrows Point, Maryland

Sample ID	Chemical Analyte	Parameter Type	Units	Result	Sample Date
B10-1	Corrosivity	Bulk Characteristics	pH units	10.8	5/18/1988-6/1/1988
B10-1	Ignitability	Bulk Characteristics	C	>60	5/18/1988-6/1/1988
B10-1	Reactivity	Bulk Characteristics	-	N	5/18/1988-6/1/1988
B10-1	Ammonia-nitrogen	Inorganics	mg/kg	0.02	U 5/18/1988-6/1/1988
B10-1	Chloride	Inorganics	mg/kg	10	U 5/18/1988-6/1/1988
B10-1	Cyanide, free	Inorganics	mg/kg	0.2	U 5/18/1988-6/1/1988
B10-1	Cyanide, total	Inorganics	mg/kg	0.1	U 5/18/1988-6/1/1988
B10-1	Nitrate+nitrite-nitrogen	Inorganics	mg/kg	2	U 5/18/1988-6/1/1988
B10-1	Sulfate	Inorganics	mg/kg	630	5/18/1988-6/1/1988
B10-1	Sulfide	Inorganics	mg/kg	1	5/18/1988-6/1/1988
B10-1	Aluminum	Metals, total	mg/kg	10400	5/18/1988-6/1/1988
B10-1	Antimony	Metals, total	mg/kg	8.7	5/18/1988-6/1/1988
B10-1	Arsenic	Metals, total	mg/kg	3.8	5/18/1988-6/1/1988
B10-1	Barium	Metals, total	mg/kg	120	5/18/1988-6/1/1988
B10-1	Beryllium	Metals, total	mg/kg	4.7	5/18/1988-6/1/1988
B10-1	Cadmium	Metals, total	mg/kg	9	5/18/1988-6/1/1988
B10-1	Calcium	Metals, total	mg/kg	107000	5/18/1988-6/1/1988
B10-1	Chromium, hexavalent	Metals, total	mg/kg	0.2	U 5/18/1988-6/1/1988
B10-1	Chromium, total	Metals, total	mg/kg	270	5/18/1988-6/1/1988
B10-1	Cobalt	Metals, total	mg/kg	11	5/18/1988-6/1/1988
B10-1	Copper	Metals, total	mg/kg	90	5/18/1988-6/1/1988
B10-1	Iron	Metals, total	mg/kg	85000	5/18/1988-6/1/1988
B10-1	Lead	Metals, total	mg/kg	400	5/18/1988-6/1/1988
B10-1	Magnesium	Metals, total	mg/kg	31000	5/18/1988-6/1/1988
B10-1	Manganese	Metals, total	mg/kg	5900	5/18/1988-6/1/1988
B10-1	Mercury	Metals, total	mg/kg	0.06	5/18/1988-6/1/1988
B10-1	Nickel	Metals, total	mg/kg	18	5/18/1988-6/1/1988
B10-1	Potassium	Metals, total	mg/kg	600	5/18/1988-6/1/1988
B10-1	Selenium	Metals, total	mg/kg	0.1	5/18/1988-6/1/1988
B10-1	Silver	Metals, total	mg/kg	1.2	5/18/1988-6/1/1988
B10-1	Sodium	Metals, total	mg/kg	600	5/18/1988-6/1/1988
B10-1	Thallium	Metals, total	mg/kg	0.04	U 5/18/1988-6/1/1988
B10-1	Vanadium	Metals, total	mg/kg	730	5/18/1988-6/1/1988
B10-1	Zinc	Metals, total	mg/kg	1500	5/18/1988-6/1/1988
B10-1	Arsenic	TCLP	mg/L	0.8	U 5/18/1988-6/1/1988
B10-1	Barium	TCLP	mg/L	0.98	5/18/1988-6/1/1988
B10-1	Cadmium	TCLP	mg/L	0.005	U 5/18/1988-6/1/1988
B10-1	Calcium	TCLP	mg/L	980	5/18/1988-6/1/1988
B10-1	Chromium, total	TCLP	mg/L	0.11	5/18/1988-6/1/1988
B10-1	Iron	TCLP	mg/L	110	5/18/1988-6/1/1988
B10-1	Lead	TCLP	mg/L	0.6	U 5/18/1988-6/1/1988
B10-1	Magnesium	TCLP	mg/L	160	5/18/1988-6/1/1988
B10-1	Mercury	TCLP	mg/L	0.0003	U 5/18/1988-6/1/1988
B10-1	Selenium	TCLP	mg/L	0.7	5/18/1988-6/1/1988
B10-1	Silver	TCLP	mg/L		5/18/1988-6/1/1988
B1-1	Corrosivity	Bulk Characteristics	pH units	10.98	5/18/1988-6/1/1988
B1-1	Ignitability	Bulk Characteristics	C	>60	5/18/1988-6/1/1988
B1-1	Reactivity	Bulk Characteristics	-	N	5/18/1988-6/1/1988
B1-1	Ammonia-nitrogen	Inorganics	mg/kg	2.4	5/18/1988-6/1/1988
B1-1	Chloride	Inorganics	mg/kg	20	5/18/1988-6/1/1988
B1-1	Cyanide, free	Inorganics	mg/kg	0.2	U 5/18/1988-6/1/1988
B1-1	Cyanide, total	Inorganics	mg/kg	0.1	U 5/18/1988-6/1/1988

Parcel A11 Historical County Lands Investigation Data
Former Sparrows Point Steel Mill
Sparrows Point, Maryland

Sample ID	Chemical Analyte	Parameter Type	Units	Result	Sample Date
B1-1	Nitrate+nitrite-nitrogen	Inorganics	mg/kg	7.7	5/18/1988-6/1/1988
B1-1	Sulfate	Inorganics	mg/kg	1780	5/18/1988-6/1/1988
B1-1	Sulfide	Inorganics	mg/kg	1	U 5/18/1988-6/1/1988
B1-1	Aluminum	Metals, total	mg/kg	8700	5/18/1988-6/1/1988
B1-1	Antimony	Metals, total	mg/kg	6.7	5/18/1988-6/1/1988
B1-1	Arsenic	Metals, total	mg/kg	4.8	5/18/1988-6/1/1988
B1-1	Barium	Metals, total	mg/kg	160	5/18/1988-6/1/1988
B1-1	Beryllium	Metals, total	mg/kg	1.9	5/18/1988-6/1/1988
B1-1	Cadmium	Metals, total	mg/kg	19	5/18/1988-6/1/1988
B1-1	Calcium	Metals, total	mg/kg	115000	5/18/1988-6/1/1988
B1-1	Chromium, hexavalent	Metals, total	mg/kg	1.1	5/18/1988-6/1/1988
B1-1	Chromium, total	Metals, total	mg/kg	150	5/18/1988-6/1/1988
B1-1	Cobalt	Metals, total	mg/kg	9.3	5/18/1988-6/1/1988
B1-1	Copper	Metals, total	mg/kg	130	5/18/1988-6/1/1988
B1-1	Iron	Metals, total	mg/kg	73000	5/18/1988-6/1/1988
B1-1	Lead	Metals, total	mg/kg	880	5/18/1988-6/1/1988
B1-1	Magnesium	Metals, total	mg/kg	36000	5/18/1988-6/1/1988
B1-1	Manganese	Metals, total	mg/kg	3700	5/18/1988-6/1/1988
B1-1	Mercury	Metals, total	mg/kg	0.24	5/18/1988-6/1/1988
B1-1	Nickel	Metals, total	mg/kg	34	5/18/1988-6/1/1988
B1-1	Potassium	Metals, total	mg/kg	510	5/18/1988-6/1/1988
B1-1	Selenium	Metals, total	mg/kg	0.4	5/18/1988-6/1/1988
B1-1	Silver	Metals, total	mg/kg	3	5/18/1988-6/1/1988
B1-1	Sodium	Metals, total	mg/kg	500	5/18/1988-6/1/1988
B1-1	Thallium	Metals, total	mg/kg	0.86	5/18/1988-6/1/1988
B1-1	Vanadium	Metals, total	mg/kg	200	5/18/1988-6/1/1988
B1-1	Zinc	Metals, total	mg/kg	1700	5/18/1988-6/1/1988
B1-1	Arsenic	TCLP	mg/L	0.8	U 5/18/1988-6/1/1988
B1-1	Barium	TCLP	mg/L	0.82	5/18/1988-6/1/1988
B1-1	Cadmium	TCLP	mg/L	0.005	U 5/18/1988-6/1/1988
B1-1	Calcium	TCLP	mg/L	700	5/18/1988-6/1/1988
B1-1	Chromium, total	TCLP	mg/L	0.01	U 5/18/1988-6/1/1988
B1-1	Iron	TCLP	mg/L	44	5/18/1988-6/1/1988
B1-1	Lead	TCLP	mg/L	0.6	U 5/18/1988-6/1/1988
B1-1	Magnesium	TCLP	mg/L	100	5/18/1988-6/1/1988
B1-1	Mercury	TCLP	mg/L	0.0003	U 5/18/1988-6/1/1988
B1-1	Selenium	TCLP	mg/L	0.7	5/18/1988-6/1/1988
B1-1	Silver	TCLP	mg/L	0.1	U 5/18/1988-6/1/1988
B1-2	Corrosivity	Bulk Characteristics	pH units	10.1	5/18/1988-6/1/1988
B1-2	Ignitability	Bulk Characteristics	C	>60	5/18/1988-6/1/1988
B1-2	Reactivity	Bulk Characteristics	-	N	5/18/1988-6/1/1988
B1-2	Ammonia-nitrogen	Inorganics	mg/kg	9.8	5/18/1988-6/1/1988
B1-2	Chloride	Inorganics	mg/kg	50	5/18/1988-6/1/1988
B1-2	Cyanide, free	Inorganics	mg/kg	0.2	U 5/18/1988-6/1/1988
B1-2	Cyanide, total	Inorganics	mg/kg	0.1	U 5/18/1988-6/1/1988
B1-2	Nitrate+nitrite-nitrogen	Inorganics	mg/kg	2.4	5/18/1988-6/1/1988
B1-2	Sulfate	Inorganics	mg/kg	450	5/18/1988-6/1/1988
B1-2	Sulfide	Inorganics	mg/kg	1	U 5/18/1988-6/1/1988
B1-2	Aluminum	Metals, total	mg/kg	5000	5/18/1988-6/1/1988
B1-2	Antimony	Metals, total	mg/kg	5	5/18/1988-6/1/1988
B1-2	Arsenic	Metals, total	mg/kg	1.8	5/18/1988-6/1/1988
B1-2	Barium	Metals, total	mg/kg	170	5/18/1988-6/1/1988

Parcel A11 Historical County Lands Investigation Data
Former Sparrows Point Steel Mill
Sparrows Point, Maryland

Sample ID	Chemical Analyte	Parameter Type	Units	Result	Sample Date
B1-2	Beryllium	Metals, total	mg/kg	0.41	5/18/1988-6/1/1988
B1-2	Cadmium	Metals, total	mg/kg	57	5/18/1988-6/1/1988
B1-2	Calcium	Metals, total	mg/kg	540000	5/18/1988-6/1/1988
B1-2	Chromium, hexavalent	Metals, total	mg/kg	9.2	5/18/1988-6/1/1988
B1-2	Chromium, total	Metals, total	mg/kg	210	5/18/1988-6/1/1988
B1-2	Cobalt	Metals, total	mg/kg	54	5/18/1988-6/1/1988
B1-2	Copper	Metals, total	mg/kg	780	5/18/1988-6/1/1988
B1-2	Iron	Metals, total	mg/kg	89000	5/18/1988-6/1/1988
B1-2	Lead	Metals, total	mg/kg	1100	5/18/1988-6/1/1988
B1-2	Magnesium	Metals, total	mg/kg	11000	5/18/1988-6/1/1988
B1-2	Manganese	Metals, total	mg/kg	1500	5/18/1988-6/1/1988
B1-2	Mercury	Metals, total	mg/kg	0.21	5/18/1988-6/1/1988
B1-2	Nickel	Metals, total	mg/kg	220	5/18/1988-6/1/1988
B1-2	Potassium	Metals, total	mg/kg	730	5/18/1988-6/1/1988
B1-2	Selenium	Metals, total	mg/kg	0.1	U 5/18/1988-6/1/1988
B1-2	Silver	Metals, total	mg/kg	1.4	5/18/1988-6/1/1988
B1-2	Sodium	Metals, total	mg/kg	1000	5/18/1988-6/1/1988
B1-2	Thallium	Metals, total	mg/kg	0.76	5/18/1988-6/1/1988
B1-2	Vanadium	Metals, total	mg/kg	49	5/18/1988-6/1/1988
B1-2	Zinc	Metals, total	mg/kg	2900	5/18/1988-6/1/1988
B1-2	Arsenic	TCLP	mg/L	0.8	U 5/18/1988-6/1/1988
B1-2	Barium	TCLP	mg/L	2	5/18/1988-6/1/1988
B1-2	Cadmium	TCLP	mg/L	0.013	5/18/1988-6/1/1988
B1-2	Calcium	TCLP	mg/L	1600	5/18/1988-6/1/1988
B1-2	Chromium, total	TCLP	mg/L	0.01	U 5/18/1988-6/1/1988
B1-2	Iron	TCLP	mg/L	260	5/18/1988-6/1/1988
B1-2	Lead	TCLP	mg/L	0.6	U 5/18/1988-6/1/1988
B1-2	Magnesium	TCLP	mg/L	100	5/18/1988-6/1/1988
B1-2	Mercury	TCLP	mg/L	0.0003	U 5/18/1988-6/1/1988
B1-2	Selenium	TCLP	mg/L	0.4	U 5/18/1988-6/1/1988
B1-2	Silver	TCLP	mg/L	0.1	U 5/18/1988-6/1/1988
B20-1	Corrosivity	Bulk Characteristics	pH units	9.4	5/18/1988-6/1/1988
B20-1	Ignitability	Bulk Characteristics	C	>60	5/18/1988-6/1/1988
B20-1	Reactivity	Bulk Characteristics	-	N	5/18/1988-6/1/1988
B20-1	Ammonia-nitrogen	Inorganics	mg/kg	6.6	5/18/1988-6/1/1988
B20-1	Chloride	Inorganics	mg/kg	30	5/18/1988-6/1/1988
B20-1	Cyanide, free	Inorganics	mg/kg	0.2	U 5/18/1988-6/1/1988
B20-1	Cyanide, total	Inorganics	mg/kg	0.1	U 5/18/1988-6/1/1988
B20-1	Nitrate+nitrite-nitrogen	Inorganics	mg/kg	2	U 5/18/1988-6/1/1988
B20-1	Sulfate	Inorganics	mg/kg	250	5/18/1988-6/1/1988
B20-1	Sulfide	Inorganics	mg/kg	4	5/18/1988-6/1/1988
B20-1	Aluminum	Metals, total	mg/kg	6200	5/18/1988-6/1/1988
B20-1	Antimony	Metals, total	mg/kg	0.1	U 5/18/1988-6/1/1988
B20-1	Arsenic	Metals, total	mg/kg	3.4	5/18/1988-6/1/1988
B20-1	Barium	Metals, total	mg/kg	92	5/18/1988-6/1/1988
B20-1	Beryllium	Metals, total	mg/kg	1.9	5/18/1988-6/1/1988
B20-1	Cadmium	Metals, total	mg/kg	3.5	5/18/1988-6/1/1988
B20-1	Calcium	Metals, total	mg/kg	62000	5/18/1988-6/1/1988
B20-1	Chromium, hexavalent	Metals, total	mg/kg	0.2	U 5/18/1988-6/1/1988
B20-1	Chromium, total	Metals, total	mg/kg	41	5/18/1988-6/1/1988
B20-1	Cobalt	Metals, total	mg/kg	1	5/18/1988-6/1/1988
B20-1	Copper	Metals, total	mg/kg	20	5/18/1988-6/1/1988

Parcel A11 Historical County Lands Investigation Data
Former Sparrows Point Steel Mill
Sparrows Point, Maryland

Sample ID	Chemical Analyte	Parameter Type	Units	Result	Sample Date
B20-1	Iron	Metals, total	mg/kg	16700	5/18/1988-6/1/1988
B20-1	Lead	Metals, total	mg/kg	81	5/18/1988-6/1/1988
B20-1	Magnesium	Metals, total	mg/kg	15000	5/18/1988-6/1/1988
B20-1	Manganese	Metals, total	mg/kg	7800	5/18/1988-6/1/1988
B20-1	Mercury	Metals, total	mg/kg	0.06	U 5/18/1988-6/1/1988
B20-1	Nickel	Metals, total	mg/kg	8.1	5/18/1988-6/1/1988
B20-1	Potassium	Metals, total	mg/kg	860	5/18/1988-6/1/1988
B20-1	Selenium	Metals, total	mg/kg	0.1	U 5/18/1988-6/1/1988
B20-1	Silver	Metals, total	mg/kg	0.08	5/18/1988-6/1/1988
B20-1	Sodium	Metals, total	mg/kg	690	5/18/1988-6/1/1988
B20-1	Thallium	Metals, total	mg/kg	0.05	U 5/18/1988-6/1/1988
B20-1	Vanadium	Metals, total	mg/kg	190	5/18/1988-6/1/1988
B20-1	Zinc	Metals, total	mg/kg	160	5/18/1988-6/1/1988
B20-1	Arsenic	TCLP	mg/L	0.8	U 5/18/1988-6/1/1988
B20-1	Barium	TCLP	mg/L	0.86	5/18/1988-6/1/1988
B20-1	Cadmium	TCLP	mg/L	0.005	U 5/18/1988-6/1/1988
B20-1	Calcium	TCLP	mg/L	96	5/18/1988-6/1/1988
B20-1	Chromium, total	TCLP	mg/L	0.01	U 5/18/1988-6/1/1988
B20-1	Iron	TCLP	mg/L	60	5/18/1988-6/1/1988
B20-1	Lead	TCLP	mg/L	0.6	U 5/18/1988-6/1/1988
B20-1	Magnesium	TCLP	mg/L	38	5/18/1988-6/1/1988
B20-1	Mercury	TCLP	mg/L	0.0003	U 5/18/1988-6/1/1988
B20-1	Selenium	TCLP	mg/L	0.7	5/18/1988-6/1/1988
B20-1	Silver	TCLP	mg/L	0.1	U 5/18/1988-6/1/1988
B20-2	Corrosivity	Bulk Characteristics	pH units	5.1	5/18/1988-6/1/1988
B20-2	Ignitability	Bulk Characteristics	C	>60	5/18/1988-6/1/1988
B20-2	Reactivity	Bulk Characteristics	-	N	5/18/1988-6/1/1988
B20-2	Ammonia-nitrogen	Inorganics	mg/kg	6.3	5/18/1988-6/1/1988
B20-2	Chloride	Inorganics	mg/kg	30	5/18/1988-6/1/1988
B20-2	Cyanide, free	Inorganics	mg/kg	0.2	U 5/18/1988-6/1/1988
B20-2	Cyanide, total	Inorganics	mg/kg	0.1	U 5/18/1988-6/1/1988
B20-2	Nitrate+nitrite-nitrogen	Inorganics	mg/kg	27	5/18/1988-6/1/1988
B20-2	Sulfate	Inorganics	mg/kg	70	5/18/1988-6/1/1988
B20-2	Sulfide	Inorganics	mg/kg	0.2	U 5/18/1988-6/1/1988
B20-2	Aluminum	Metals, total	mg/kg	3400	5/18/1988-6/1/1988
B20-2	Antimony	Metals, total	mg/kg	0.1	U 5/18/1988-6/1/1988
B20-2	Arsenic	Metals, total	mg/kg	1.7	5/18/1988-6/1/1988
B20-2	Barium	Metals, total	mg/kg	30	5/18/1988-6/1/1988
B20-2	Beryllium	Metals, total	mg/kg	0.4	5/18/1988-6/1/1988
B20-2	Cadmium	Metals, total	mg/kg	1.3	5/18/1988-6/1/1988
B20-2	Calcium	Metals, total	mg/kg	300	5/18/1988-6/1/1988
B20-2	Chromium, hexavalent	Metals, total	mg/kg	0.2	U 5/18/1988-6/1/1988
B20-2	Chromium, total	Metals, total	mg/kg	8.6	5/18/1988-6/1/1988
B20-2	Cobalt	Metals, total	mg/kg	4.5	5/18/1988-6/1/1988
B20-2	Copper	Metals, total	mg/kg	7	5/18/1988-6/1/1988
B20-2	Iron	Metals, total	mg/kg	9700	5/18/1988-6/1/1988
B20-2	Lead	Metals, total	mg/kg	20	5/18/1988-6/1/1988
B20-2	Magnesium	Metals, total	mg/kg	1300	5/18/1988-6/1/1988
B20-2	Manganese	Metals, total	mg/kg	2700	5/18/1988-6/1/1988
B20-2	Mercury	Metals, total	mg/kg	0.06	U 5/18/1988-6/1/1988
B20-2	Nickel	Metals, total	mg/kg	9.5	5/18/1988-6/1/1988
B20-2	Potassium	Metals, total	mg/kg	200	5/18/1988-6/1/1988

Parcel A11 Historical County Lands Investigation Data
Former Sparrows Point Steel Mill
Sparrows Point, Maryland

Sample ID	Chemical Analyte	Parameter Type	Units	Result	Sample Date	
B20-2	Selenium	Metals, total	mg/kg	0.1	U	5/18/1988-6/1/1988
B20-2	Silver	Metals, total	mg/kg	0.01	U	5/18/1988-6/1/1988
B20-2	Sodium	Metals, total	mg/kg	440		5/18/1988-6/1/1988
B20-2	Thallium	Metals, total	mg/kg	0.09		5/18/1988-6/1/1988
B20-2	Vanadium	Metals, total	mg/kg	16		5/18/1988-6/1/1988
B20-2	Zinc	Metals, total	mg/kg	17		5/18/1988-6/1/1988
B20-2	Arsenic	TCLP	mg/L	0.8	U	5/18/1988-6/1/1988
B20-2	Barium	TCLP	mg/L	0.67		5/18/1988-6/1/1988
B20-2	Cadmium	TCLP	mg/L	0.005	U	5/18/1988-6/1/1988
B20-2	Calcium	TCLP	mg/L	44		5/18/1988-6/1/1988
B20-2	Chromium, total	TCLP	mg/L	0.01	U	5/18/1988-6/1/1988
B20-2	Iron	TCLP	mg/L	0.06		5/18/1988-6/1/1988
B20-2	Lead	TCLP	mg/L	0.6	U	5/18/1988-6/1/1988
B20-2	Magnesium	TCLP	mg/L	13		5/18/1988-6/1/1988
B20-2	Mercury	TCLP	mg/L	0.0003	U	5/18/1988-6/1/1988
B20-2	Selenium	TCLP	mg/L	0.4	U	5/18/1988-6/1/1988
B20-2	Silver	TCLP	mg/L	0.1	U	5/18/1988-6/1/1988
B2-1	Corrosivity	Bulk Characteristics	pH units	10.95		5/18/1988-6/1/1988
B2-1	Ignitability	Bulk Characteristics	C	>60		5/18/1988-6/1/1988
B2-1	Reactivity	Bulk Characteristics	-	N		5/18/1988-6/1/1988
B2-1	Ammonia-nitrogen	Inorganics	mg/kg	0.2	U	5/18/1988-6/1/1988
B2-1	Chloride	Inorganics	mg/kg	10		5/18/1988-6/1/1988
B2-1	Cyanide, free	Inorganics	mg/kg	0.2	U	5/18/1988-6/1/1988
B2-1	Cyanide, total	Inorganics	mg/kg	0.1	U	5/18/1988-6/1/1988
B2-1	Nitrate+nitrite-nitrogen	Inorganics	mg/kg	2	U	5/18/1988-6/1/1988
B2-1	Sulfate	Inorganics	mg/kg	220		5/18/1988-6/1/1988
B2-1	Sulfide	Inorganics	mg/kg	1	U	5/18/1988-6/1/1988
B2-1	Aluminum	Metals, total	mg/kg	3300		5/18/1988-6/1/1988
B2-1	Antimony	Metals, total	mg/kg	5		5/18/1988-6/1/1988
B2-1	Arsenic	Metals, total	mg/kg	1.7		5/18/1988-6/1/1988
B2-1	Barium	Metals, total	mg/kg	120		5/18/1988-6/1/1988
B2-1	Beryllium	Metals, total	mg/kg	2.3		5/18/1988-6/1/1988
B2-1	Cadmium	Metals, total	mg/kg	59		5/18/1988-6/1/1988
B2-1	Calcium	Metals, total	mg/kg	84000		5/18/1988-6/1/1988
B2-1	Chromium, hexavalent	Metals, total	mg/kg	1.2		5/18/1988-6/1/1988
B2-1	Chromium, total	Metals, total	mg/kg	420		5/18/1988-6/1/1988
B2-1	Cobalt	Metals, total	mg/kg	16		5/18/1988-6/1/1988
B2-1	Copper	Metals, total	mg/kg	100		5/18/1988-6/1/1988
B2-1	Iron	Metals, total	mg/kg	160000		5/18/1988-6/1/1988
B2-1	Lead	Metals, total	mg/kg	40		5/18/1988-6/1/1988
B2-1	Magnesium	Metals, total	mg/kg	20000		5/18/1988-6/1/1988
B2-1	Manganese	Metals, total	mg/kg	6500		5/18/1988-6/1/1988
B2-1	Mercury	Metals, total	mg/kg	0.06		5/18/1988-6/1/1988
B2-1	Nickel	Metals, total	mg/kg	69		5/18/1988-6/1/1988
B2-1	Potassium	Metals, total	mg/kg	270		5/18/1988-6/1/1988
B2-1	Selenium	Metals, total	mg/kg	0.1	U	5/18/1988-6/1/1988
B2-1	Silver	Metals, total	mg/kg	0.21		5/18/1988-6/1/1988
B2-1	Sodium	Metals, total	mg/kg	240		5/18/1988-6/1/1988
B2-1	Thallium	Metals, total	mg/kg	0.76		5/18/1988-6/1/1988
B2-1	Vanadium	Metals, total	mg/kg	530		5/18/1988-6/1/1988
B2-1	Zinc	Metals, total	mg/kg	190		5/18/1988-6/1/1988
B2-1	Arsenic	TCLP	mg/L	0.8	U	5/18/1988-6/1/1988

Parcel A11 Historical County Lands Investigation Data
Former Sparrows Point Steel Mill
Sparrows Point, Maryland

Sample ID	Chemical Analyte	Parameter Type	Units	Result	Sample Date
B2-1	Barium	TCLP	mg/L	1.2	5/18/1988-6/1/1988
B2-1	Cadmium	TCLP	mg/L	0.014	5/18/1988-6/1/1988
B2-1	Calcium	TCLP	mg/L	980	5/18/1988-6/1/1988
B2-1	Chromium, total	TCLP	mg/L	0.01	U 5/18/1988-6/1/1988
B2-1	Iron	TCLP	mg/L	42	5/18/1988-6/1/1988
B2-1	Lead	TCLP	mg/L	0.6	U 5/18/1988-6/1/1988
B2-1	Magnesium	TCLP	mg/L	110	5/18/1988-6/1/1988
B2-1	Mercury	TCLP	mg/L	0.0003	U 5/18/1988-6/1/1988
B2-1	Selenium	TCLP	mg/L	1	5/18/1988-6/1/1988
B2-1	Silver	TCLP	mg/L	0.1	U 5/18/1988-6/1/1988
B21-1	Corrosivity	Bulk Characteristics	pH units	7.02	5/18/1988-6/1/1988
B21-1	Ignitability	Bulk Characteristics	C	>60	5/18/1988-6/1/1988
B21-1	Reactivity	Bulk Characteristics	-	N	5/18/1988-6/1/1988
B21-1	Ammonia-nitrogen	Inorganics	mg/kg	3.8	5/18/1988-6/1/1988
B21-1	Chloride	Inorganics	mg/kg	10	U 5/18/1988-6/1/1988
B21-1	Cyanide, free	Inorganics	mg/kg	0.2	U 5/18/1988-6/1/1988
B21-1	Cyanide, total	Inorganics	mg/kg	0.2	5/18/1988-6/1/1988
B21-1	Nitrate+nitrite-nitrogen	Inorganics	mg/kg	4	5/18/1988-6/1/1988
B21-1	Sulfate	Inorganics	mg/kg	350	5/18/1988-6/1/1988
B21-1	Sulfide	Inorganics	mg/kg	27	5/18/1988-6/1/1988
B21-1	Aluminum	Metals, total	mg/kg	7000	5/18/1988-6/1/1988
B21-1	Antimony	Metals, total	mg/kg	0.1	U 5/18/1988-6/1/1988
B21-1	Arsenic	Metals, total	mg/kg	2.1	5/18/1988-6/1/1988
B21-1	Barium	Metals, total	mg/kg	110	5/18/1988-6/1/1988
B21-1	Beryllium	Metals, total	mg/kg	3.9	5/18/1988-6/1/1988
B21-1	Cadmium	Metals, total	mg/kg	1.6	5/18/1988-6/1/1988
B21-1	Calcium	Metals, total	mg/kg	60000	5/18/1988-6/1/1988
B21-1	Chromium, hexavalent	Metals, total	mg/kg	0.2	U 5/18/1988-6/1/1988
B21-1	Chromium, total	Metals, total	mg/kg	21	5/18/1988-6/1/1988
B21-1	Cobalt	Metals, total	mg/kg	4.6	5/18/1988-6/1/1988
B21-1	Copper	Metals, total	mg/kg	13	5/18/1988-6/1/1988
B21-1	Iron	Metals, total	mg/kg	19500	5/18/1988-6/1/1988
B21-1	Lead	Metals, total	mg/kg	41	5/18/1988-6/1/1988
B21-1	Magnesium	Metals, total	mg/kg	17000	5/18/1988-6/1/1988
B21-1	Manganese	Metals, total	mg/kg	5900	5/18/1988-6/1/1988
B21-1	Mercury	Metals, total	mg/kg	0.06	U 5/18/1988-6/1/1988
B21-1	Nickel	Metals, total	mg/kg	5.1	5/18/1988-6/1/1988
B21-1	Potassium	Metals, total	mg/kg	540	5/18/1988-6/1/1988
B21-1	Selenium	Metals, total	mg/kg	0.2	5/18/1988-6/1/1988
B21-1	Silver	Metals, total	mg/kg	0.04	5/18/1988-6/1/1988
B21-1	Sodium	Metals, total	mg/kg	590	5/18/1988-6/1/1988
B21-1	Thallium	Metals, total	mg/kg	0.05	U 5/18/1988-6/1/1988
B21-1	Vanadium	Metals, total	mg/kg	47	5/18/1988-6/1/1988
B21-1	Zinc	Metals, total	mg/kg	46	5/18/1988-6/1/1988
B21-1	Arsenic	TCLP	mg/L	0.8	U 5/18/1988-6/1/1988
B21-1	Barium	TCLP	mg/L	0.51	5/18/1988-6/1/1988
B21-1	Cadmium	TCLP	mg/L	0.005	U 5/18/1988-6/1/1988
B21-1	Calcium	TCLP	mg/L	370	5/18/1988-6/1/1988
B21-1	Chromium, total	TCLP	mg/L	0.01	U 5/18/1988-6/1/1988
B21-1	Iron	TCLP	mg/L	46	5/18/1988-6/1/1988
B21-1	Lead	TCLP	mg/L	0.6	U 5/18/1988-6/1/1988
B21-1	Magnesium	TCLP	mg/L	56	5/18/1988-6/1/1988

Parcel A11 Historical County Lands Investigation Data
Former Sparrows Point Steel Mill
Sparrows Point, Maryland

Sample ID	Chemical Analyte	Parameter Type	Units	Result	Sample Date	
B21-1	Mercury	TCLP	mg/L	0.0003	U	5/18/1988-6/1/1988
B21-1	Selenium	TCLP	mg/L	1.2		5/18/1988-6/1/1988
B21-1	Silver	TCLP	mg/L	0.1	U	5/18/1988-6/1/1988
B2-2	Corrosivity	Bulk Characteristics	pH units	11		5/18/1988-6/1/1988
B2-2	Ignitability	Bulk Characteristics	C	>60		5/18/1988-6/1/1988
B2-2	Reactivity	Bulk Characteristics	-	N		5/18/1988-6/1/1988
B2-2	Ammonia-nitrogen	Inorganics	mg/kg	0.2	U	5/18/1988-6/1/1988
B2-2	Chloride	Inorganics	mg/kg	10		5/18/1988-6/1/1988
B2-2	Cyanide, free	Inorganics	mg/kg	0.2	U	5/18/1988-6/1/1988
B2-2	Cyanide, total	Inorganics	mg/kg	0.1	U	5/18/1988-6/1/1988
B2-2	Nitrate+nitrite-nitrogen	Inorganics	mg/kg	2.4		5/18/1988-6/1/1988
B2-2	Sulfate	Inorganics	mg/kg	360		5/18/1988-6/1/1988
B2-2	Sulfide	Inorganics	mg/kg	1	U	5/18/1988-6/1/1988
B2-2	Aluminum	Metals, total	mg/kg	6000		5/18/1988-6/1/1988
B2-2	Antimony	Metals, total	mg/kg	8		5/18/1988-6/1/1988
B2-2	Arsenic	Metals, total	mg/kg	4.2		5/18/1988-6/1/1988
B2-2	Barium	Metals, total	mg/kg	160		5/18/1988-6/1/1988
B2-2	Beryllium	Metals, total	mg/kg	2.6		5/18/1988-6/1/1988
B2-2	Cadmium	Metals, total	mg/kg	18		5/18/1988-6/1/1988
B2-2	Calcium	Metals, total	mg/kg	105000		5/18/1988-6/1/1988
B2-2	Chromium, hexavalent	Metals, total	mg/kg	1	U	5/18/1988-6/1/1988
B2-2	Chromium, total	Metals, total	mg/kg	410		5/18/1988-6/1/1988
B2-2	Cobalt	Metals, total	mg/kg	6.1		5/18/1988-6/1/1988
B2-2	Copper	Metals, total	mg/kg	130		5/18/1988-6/1/1988
B2-2	Iron	Metals, total	mg/kg	44000		5/18/1988-6/1/1988
B2-2	Lead	Metals, total	mg/kg	140		5/18/1988-6/1/1988
B2-2	Magnesium	Metals, total	mg/kg	32000		5/18/1988-6/1/1988
B2-2	Manganese	Metals, total	mg/kg	7400		5/18/1988-6/1/1988
B2-2	Mercury	Metals, total	mg/kg	0.11		5/18/1988-6/1/1988
B2-2	Nickel	Metals, total	mg/kg	21		5/18/1988-6/1/1988
B2-2	Potassium	Metals, total	mg/kg	740		5/18/1988-6/1/1988
B2-2	Selenium	Metals, total	mg/kg	0.1	U	5/18/1988-6/1/1988
B2-2	Silver	Metals, total	mg/kg	0.41		5/18/1988-6/1/1988
B2-2	Sodium	Metals, total	mg/kg	530		5/18/1988-6/1/1988
B2-2	Thallium	Metals, total	mg/kg	0.91		5/18/1988-6/1/1988
B2-2	Vanadium	Metals, total	mg/kg	400		5/18/1988-6/1/1988
B2-2	Zinc	Metals, total	mg/kg	570		5/18/1988-6/1/1988
B2-2	Arsenic	TCLP	mg/L	0.8	U	5/18/1988-6/1/1988
B2-2	Barium	TCLP	mg/L	1.9		5/18/1988-6/1/1988
B2-2	Cadmium	TCLP	mg/L	0.013		5/18/1988-6/1/1988
B2-2	Calcium	TCLP	mg/L	1480		5/18/1988-6/1/1988
B2-2	Chromium, total	TCLP	mg/L	0.06		5/18/1988-6/1/1988
B2-2	Iron	TCLP	mg/L	110		5/18/1988-6/1/1988
B2-2	Lead	TCLP	mg/L	0.6	U	5/18/1988-6/1/1988
B2-2	Magnesium	TCLP	mg/L	210		5/18/1988-6/1/1988
B2-2	Mercury	TCLP	mg/L	0.0003	U	5/18/1988-6/1/1988
B2-2	Selenium	TCLP	mg/L	1		5/18/1988-6/1/1988
B2-2	Silver	TCLP	mg/L	0.1	U	5/18/1988-6/1/1988
B22-1	Corrosivity	Bulk Characteristics	pH units	10.2		5/18/1988-6/1/1988
B22-1	Ignitability	Bulk Characteristics	C	>60		5/18/1988-6/1/1988
B22-1	Reactivity	Bulk Characteristics	-	N		5/18/1988-6/1/1988
B22-1	Ammonia-nitrogen	Inorganics	mg/kg	4.2		5/18/1988-6/1/1988

Parcel A11 Historical County Lands Investigation Data
Former Sparrows Point Steel Mill
Sparrows Point, Maryland

Sample ID	Chemical Analyte	Parameter Type	Units	Result	Sample Date	
B22-1	Chloride	Inorganics	mg/kg	10		5/18/1988-6/1/1988
B22-1	Cyanide, free	Inorganics	mg/kg	0.2	U	5/18/1988-6/1/1988
B22-1	Cyanide, total	Inorganics	mg/kg	0.1	U	5/18/1988-6/1/1988
B22-1	Nitrate+nitrite-nitrogen	Inorganics	mg/kg	2	U	5/18/1988-6/1/1988
B22-1	Sulfate	Inorganics	mg/kg	40		5/18/1988-6/1/1988
B22-1	Sulfide	Inorganics	mg/kg	4		5/18/1988-6/1/1988
B22-1	Aluminum	Metals, total	mg/kg	6700		5/18/1988-6/1/1988
B22-1	Antimony	Metals, total	mg/kg	0.1	U	5/18/1988-6/1/1988
B22-1	Arsenic	Metals, total	mg/kg	2.9		5/18/1988-6/1/1988
B22-1	Barium	Metals, total	mg/kg	100		5/18/1988-6/1/1988
B22-1	Beryllium	Metals, total	mg/kg	2.5		5/18/1988-6/1/1988
B22-1	Cadmium	Metals, total	mg/kg	0.3	U	5/18/1988-6/1/1988
B22-1	Calcium	Metals, total	mg/kg	34000		5/18/1988-6/1/1988
B22-1	Chromium, hexavalent	Metals, total	mg/kg	0.2	U	5/18/1988-6/1/1988
B22-1	Chromium, total	Metals, total	mg/kg	38		5/18/1988-6/1/1988
B22-1	Cobalt	Metals, total	mg/kg	4.6		5/18/1988-6/1/1988
B22-1	Copper	Metals, total	mg/kg	54		5/18/1988-6/1/1988
B22-1	Iron	Metals, total	mg/kg	27000		5/18/1988-6/1/1988
B22-1	Lead	Metals, total	mg/kg	86		5/18/1988-6/1/1988
B22-1	Magnesium	Metals, total	mg/kg	8600		5/18/1988-6/1/1988
B22-1	Manganese	Metals, total	mg/kg	3800		5/18/1988-6/1/1988
B22-1	Mercury	Metals, total	mg/kg	0.11		5/18/1988-6/1/1988
B22-1	Nickel	Metals, total	mg/kg	13		5/18/1988-6/1/1988
B22-1	Potassium	Metals, total	mg/kg	490		5/18/1988-6/1/1988
B22-1	Selenium	Metals, total	mg/kg	0.1	U	5/18/1988-6/1/1988
B22-1	Silver	Metals, total	mg/kg	0.07		5/18/1988-6/1/1988
B22-1	Sodium	Metals, total	mg/kg	300		5/18/1988-6/1/1988
B22-1	Thallium	Metals, total	mg/kg	0.05		5/18/1988-6/1/1988
B22-1	Vanadium	Metals, total	mg/kg	380		5/18/1988-6/1/1988
B22-1	Zinc	Metals, total	mg/kg	220		5/18/1988-6/1/1988
B22-1	Arsenic	TCLP	mg/L	0.8	U	5/18/1988-6/1/1988
B22-1	Barium	TCLP	mg/L	0.5		5/18/1988-6/1/1988
B22-1	Cadmium	TCLP	mg/L	0.005	U	5/18/1988-6/1/1988
B22-1	Calcium	TCLP	mg/L	720		5/18/1988-6/1/1988
B22-1	Chromium, total	TCLP	mg/L	0.01	U	5/18/1988-6/1/1988
B22-1	Iron	TCLP	mg/L	35		5/18/1988-6/1/1988
B22-1	Lead	TCLP	mg/L	0.6	U	5/18/1988-6/1/1988
B22-1	Magnesium	TCLP	mg/L	92		5/18/1988-6/1/1988
B22-1	Mercury	TCLP	mg/L	0.0003	U	5/18/1988-6/1/1988
B22-1	Selenium	TCLP	mg/L	1.5		5/18/1988-6/1/1988
B22-1	Silver	TCLP	mg/L	0.1	U	5/18/1988-6/1/1988
B22-2	Corrosivity	Bulk Characteristics	pH units	7.6		5/18/1988-6/1/1988
B22-2	Ignitability	Bulk Characteristics	C	>60		5/18/1988-6/1/1988
B22-2	Reactivity	Bulk Characteristics	-	N		5/18/1988-6/1/1988
B22-2	Ammonia-nitrogen	Inorganics	mg/kg	36		5/18/1988-6/1/1988
B22-2	Chloride	Inorganics	mg/kg	20		5/18/1988-6/1/1988
B22-2	Cyanide, free	Inorganics	mg/kg	0.2	U	5/18/1988-6/1/1988
B22-2	Cyanide, total	Inorganics	mg/kg	0.1	U	5/18/1988-6/1/1988
B22-2	Nitrate+nitrite-nitrogen	Inorganics	mg/kg	18		5/18/1988-6/1/1988
B22-2	Sulfate	Inorganics	mg/kg	20	U	5/18/1988-6/1/1988
B22-2	Sulfide	Inorganics	mg/kg	0.2	U	5/18/1988-6/1/1988
B22-2	Aluminum	Metals, total	mg/kg	6800		5/18/1988-6/1/1988

Parcel A11 Historical County Lands Investigation Data
Former Sparrows Point Steel Mill
Sparrows Point, Maryland

Sample ID	Chemical Analyte	Parameter Type	Units	Result	Sample Date	
B22-2	Antimony	Metals, total	mg/kg	0.1	U	5/18/1988-6/1/1988
B22-2	Arsenic	Metals, total	mg/kg	2.5		5/18/1988-6/1/1988
B22-2	Barium	Metals, total	mg/kg	54		5/18/1988-6/1/1988
B22-2	Beryllium	Metals, total	mg/kg	0.5		5/18/1988-6/1/1988
B22-2	Cadmium	Metals, total	mg/kg	2.9		5/18/1988-6/1/1988
B22-2	Calcium	Metals, total	mg/kg	3400		5/18/1988-6/1/1988
B22-2	Chromium, hexavalent	Metals, total	mg/kg	0.2	U	5/18/1988-6/1/1988
B22-2	Chromium, total	Metals, total	mg/kg	13		5/18/1988-6/1/1988
B22-2	Cobalt	Metals, total	mg/kg	4		5/18/1988-6/1/1988
B22-2	Copper	Metals, total	mg/kg	18		5/18/1988-6/1/1988
B22-2	Iron	Metals, total	mg/kg	12600		5/18/1988-6/1/1988
B22-2	Lead	Metals, total	mg/kg	80		5/18/1988-6/1/1988
B22-2	Magnesium	Metals, total	mg/kg	1500		5/18/1988-6/1/1988
B22-2	Manganese	Metals, total	mg/kg	490		5/18/1988-6/1/1988
B22-2	Mercury	Metals, total	mg/kg	0.07		5/18/1988-6/1/1988
B22-2	Nickel	Metals, total	mg/kg	7.5		5/18/1988-6/1/1988
B22-2	Potassium	Metals, total	mg/kg	292		5/18/1988-6/1/1988
B22-2	Selenium	Metals, total	mg/kg	0.1	U	5/18/1988-6/1/1988
B22-2	Silver	Metals, total	mg/kg	0.08		5/18/1988-6/1/1988
B22-2	Sodium	Metals, total	mg/kg	220		5/18/1988-6/1/1988
B22-2	Thallium	Metals, total	mg/kg	0.11		5/18/1988-6/1/1988
B22-2	Vanadium	Metals, total	mg/kg	40		5/18/1988-6/1/1988
B22-2	Zinc	Metals, total	mg/kg	150		5/18/1988-6/1/1988
B22-2	Arsenic	TCLP	mg/L	0.8	U	5/18/1988-6/1/1988
B22-2	Barium	TCLP	mg/L	0.74		5/18/1988-6/1/1988
B22-2	Cadmium	TCLP	mg/L	0.005	U	5/18/1988-6/1/1988
B22-2	Calcium	TCLP	mg/L	68		5/18/1988-6/1/1988
B22-2	Chromium, total	TCLP	mg/L	0.01	U	5/18/1988-6/1/1988
B22-2	Iron	TCLP	mg/L	103		5/18/1988-6/1/1988
B22-2	Lead	TCLP	mg/L	0.6	U	5/18/1988-6/1/1988
B22-2	Magnesium	TCLP	mg/L	16		5/18/1988-6/1/1988
B22-2	Mercury	TCLP	mg/L	0.0003	U	5/18/1988-6/1/1988
B22-2	Selenium	TCLP	mg/L	0.4	U	5/18/1988-6/1/1988
B22-2	Silver	TCLP	mg/L	0.1	U	5/18/1988-6/1/1988
B23-1	Corrosivity	Bulk Characteristics	pH units	10.9		5/18/1988-6/1/1988
B23-1	Ignitability	Bulk Characteristics	C	>60		5/18/1988-6/1/1988
B23-1	Reactivity	Bulk Characteristics	-	N		5/18/1988-6/1/1988
B23-1	Ammonia-nitrogen	Inorganics	mg/kg	26		5/18/1988-6/1/1988
B23-1	Chloride	Inorganics	mg/kg	20		5/18/1988-6/1/1988
B23-1	Cyanide, free	Inorganics	mg/kg	0.2	U	5/18/1988-6/1/1988
B23-1	Cyanide, total	Inorganics	mg/kg	0.1	U	5/18/1988-6/1/1988
B23-1	Nitrate+nitrite-nitrogen	Inorganics	mg/kg	9		5/18/1988-6/1/1988
B23-1	Sulfate	Inorganics	mg/kg	600		5/18/1988-6/1/1988
B23-1	Sulfide	Inorganics	mg/kg	0.2	U	5/18/1988-6/1/1988
B23-1	Aluminum	Metals, total	mg/kg	6600		5/18/1988-6/1/1988
B23-1	Antimony	Metals, total	mg/kg	0.1	U	5/18/1988-6/1/1988
B23-1	Arsenic	Metals, total	mg/kg	1.7		5/18/1988-6/1/1988
B23-1	Barium	Metals, total	mg/kg	69		5/18/1988-6/1/1988
B23-1	Beryllium	Metals, total	mg/kg	4.7		5/18/1988-6/1/1988
B23-1	Cadmium	Metals, total	mg/kg	5.4		5/18/1988-6/1/1988
B23-1	Calcium	Metals, total	mg/kg	81000		5/18/1988-6/1/1988
B23-1	Chromium, hexavalent	Metals, total	mg/kg	0.2	U	5/18/1988-6/1/1988

Parcel A11 Historical County Lands Investigation Data
Former Sparrows Point Steel Mill
Sparrows Point, Maryland

Sample ID	Chemical Analyte	Parameter Type	Units	Result	Sample Date	
B23-1	Chromium, total	Metals, total	mg/kg	0.4	U	5/18/1988-6/1/1988
B23-1	Cobalt	Metals, total	mg/kg	5.3		5/18/1988-6/1/1988
B23-1	Copper	Metals, total	mg/kg	31		5/18/1988-6/1/1988
B23-1	Iron	Metals, total	mg/kg	31900		5/18/1988-6/1/1988
B23-1	Lead	Metals, total	mg/kg	83		5/18/1988-6/1/1988
B23-1	Magnesium	Metals, total	mg/kg	19000		5/18/1988-6/1/1988
B23-1	Manganese	Metals, total	mg/kg	4700		5/18/1988-6/1/1988
B23-1	Mercury	Metals, total	mg/kg	0.07		5/18/1988-6/1/1988
B23-1	Nickel	Metals, total	mg/kg	11		5/18/1988-6/1/1988
B23-1	Potassium	Metals, total	mg/kg	482		5/18/1988-6/1/1988
B23-1	Selenium	Metals, total	mg/kg	0.1	U	5/18/1988-6/1/1988
B23-1	Silver	Metals, total	mg/kg	0.13		5/18/1988-6/1/1988
B23-1	Sodium	Metals, total	mg/kg	280		5/18/1988-6/1/1988
B23-1	Thallium	Metals, total	mg/kg	0.04	U	5/18/1988-6/1/1988
B23-1	Vanadium	Metals, total	mg/kg	780		5/18/1988-6/1/1988
B23-1	Zinc	Metals, total	mg/kg	220		5/18/1988-6/1/1988
B23-1	Arsenic	TCLP	mg/L	0.8	U	5/18/1988-6/1/1988
B23-1	Barium	TCLP	mg/L	0.38		5/18/1988-6/1/1988
B23-1	Cadmium	TCLP	mg/L	0.005	U	5/18/1988-6/1/1988
B23-1	Calcium	TCLP	mg/L	1000		5/18/1988-6/1/1988
B23-1	Chromium, total	TCLP	mg/L	0.01	U	5/18/1988-6/1/1988
B23-1	Iron	TCLP	mg/L	1.1		5/18/1988-6/1/1988
B23-1	Lead	TCLP	mg/L	0.6	U	5/18/1988-6/1/1988
B23-1	Magnesium	TCLP	mg/L	83		5/18/1988-6/1/1988
B23-1	Mercury	TCLP	mg/L	0.0003	U	5/18/1988-6/1/1988
B23-1	Selenium	TCLP	mg/L	1.2		5/18/1988-6/1/1988
B23-1	Silver	TCLP	mg/L	0.1	U	5/18/1988-6/1/1988
B24 1-1	Corrosivity	Bulk Characteristics	pH units	7.5		5/18/1988-6/1/1988
B24 1-1	Ignitability	Bulk Characteristics	C	>60		5/18/1988-6/1/1988
B24 1-1	Reactivity	Bulk Characteristics	-	N		5/18/1988-6/1/1988
B24 1-1	Ammonia-nitrogen	Inorganics	mg/kg	48		5/18/1988-6/1/1988
B24 1-1	Chloride	Inorganics	mg/kg	20		5/18/1988-6/1/1988
B24 1-1	Cyanide, free	Inorganics	mg/kg	0.2	U	5/18/1988-6/1/1988
B24 1-1	Cyanide, total	Inorganics	mg/kg	0.1	U	5/18/1988-6/1/1988
B24 1-1	Nitrate+nitrite-nitrogen	Inorganics	mg/kg	2	U	5/18/1988-6/1/1988
B24 1-1	Sulfate	Inorganics	mg/kg	26000		5/18/1988-6/1/1988
B24 1-1	Sulfide	Inorganics	mg/kg	0.2	U	5/18/1988-6/1/1988
B24 1-1	Aluminum	Metals, total	mg/kg	170		5/18/1988-6/1/1988
B24 1-1	Antimony	Metals, total	mg/kg	0.3		5/18/1988-6/1/1988
B24 1-1	Arsenic	Metals, total	mg/kg	0.2		5/18/1988-6/1/1988
B24 1-1	Barium	Metals, total	mg/kg	168		5/18/1988-6/1/1988
B24 1-1	Beryllium	Metals, total	mg/kg	8.8		5/18/1988-6/1/1988
B24 1-1	Cadmium	Metals, total	mg/kg	0.3	U	5/18/1988-6/1/1988
B24 1-1	Calcium	Metals, total	mg/kg	110000		5/18/1988-6/1/1988
B24 1-1	Chromium, hexavalent	Metals, total	mg/kg	0.2	U	5/18/1988-6/1/1988
B24 1-1	Chromium, total	Metals, total	mg/kg	0.5	U	5/18/1988-6/1/1988
B24 1-1	Cobalt	Metals, total	mg/kg	5.3		5/18/1988-6/1/1988
B24 1-1	Copper	Metals, total	mg/kg	481		5/18/1988-6/1/1988
B24 1-1	Iron	Metals, total	mg/kg	45000		5/18/1988-6/1/1988
B24 1-1	Lead	Metals, total	mg/kg	240		5/18/1988-6/1/1988
B24 1-1	Magnesium	Metals, total	mg/kg	21000		5/18/1988-6/1/1988
B24 1-1	Manganese	Metals, total	mg/kg	11000		5/18/1988-6/1/1988

Parcel A11 Historical County Lands Investigation Data
Former Sparrows Point Steel Mill
Sparrows Point, Maryland

Sample ID	Chemical Analyte	Parameter Type	Units	Result	Sample Date
B24 1-1	Mercury	Metals, total	mg/kg	0.36	5/18/1988-6/1/1988
B24 1-1	Nickel	Metals, total	mg/kg	5.8	5/18/1988-6/1/1988
B24 1-1	Potassium	Metals, total	mg/kg	889	5/18/1988-6/1/1988
B24 1-1	Selenium	Metals, total	mg/kg	0.1	U 5/18/1988-6/1/1988
B24 1-1	Silver	Metals, total	mg/kg	0.11	5/18/1988-6/1/1988
B24 1-1	Sodium	Metals, total	mg/kg	480	5/18/1988-6/1/1988
B24 1-1	Thallium	Metals, total	mg/kg	0.04	U 5/18/1988-6/1/1988
B24 1-1	Vanadium	Metals, total	mg/kg	1300	5/18/1988-6/1/1988
B24 1-1	Zinc	Metals, total	mg/kg	476	5/18/1988-6/1/1988
B24 1-1	Arsenic	TCLP	mg/L	0.8	U 5/18/1988-6/1/1988
B24 1-1	Barium	TCLP	mg/L	0.31	5/18/1988-6/1/1988
B24 1-1	Cadmium	TCLP	mg/L	0.005	U 5/18/1988-6/1/1988
B24 1-1	Calcium	TCLP	mg/L	1290	5/18/1988-6/1/1988
B24 1-1	Chromium, total	TCLP	mg/L	0.01	U 5/18/1988-6/1/1988
B24 1-1	Iron	TCLP	mg/L	54	5/18/1988-6/1/1988
B24 1-1	Lead	TCLP	mg/L	0.6	U 5/18/1988-6/1/1988
B24 1-1	Magnesium	TCLP	mg/L	77	5/18/1988-6/1/1988
B24 1-1	Mercury	TCLP	mg/L	0.0003	U 5/18/1988-6/1/1988
B24 1-1	Selenium	TCLP	mg/L	3.5	5/18/1988-6/1/1988
B24 1-1	Silver	TCLP	mg/L	0.1	U 5/18/1988-6/1/1988
B24-C	Corrosivity	Bulk Characteristics	pH units	7.4	5/18/1988-6/1/1988
B24-C	Ignitability	Bulk Characteristics	C	>60	5/18/1988-6/1/1988
B24-C	Reactivity	Bulk Characteristics	-	N	5/18/1988-6/1/1988
B24-C	Ammonia-nitrogen	Inorganics	mg/kg	10.7	5/18/1988-6/1/1988
B24-C	Chloride	Inorganics	mg/kg	10	U 5/18/1988-6/1/1988
B24-C	Cyanide, free	Inorganics	mg/kg	0.2	U 5/18/1988-6/1/1988
B24-C	Cyanide, total	Inorganics	mg/kg	0.1	U 5/18/1988-6/1/1988
B24-C	Nitrate+nitrite-nitrogen	Inorganics	mg/kg	2	U 5/18/1988-6/1/1988
B24-C	Sulfate	Inorganics	mg/kg	16000	5/18/1988-6/1/1988
B24-C	Sulfide	Inorganics	mg/kg	7.9	5/18/1988-6/1/1988
B24-C	Aluminum	Metals, total	mg/kg	250	5/18/1988-6/1/1988
B24-C	Antimony	Metals, total	mg/kg	0.3	5/18/1988-6/1/1988
B24-C	Arsenic	Metals, total	mg/kg	0.6	5/18/1988-6/1/1988
B24-C	Barium	Metals, total	mg/kg	134	5/18/1988-6/1/1988
B24-C	Beryllium	Metals, total	mg/kg	2.5	5/18/1988-6/1/1988
B24-C	Cadmium	Metals, total	mg/kg	3.1	5/18/1988-6/1/1988
B24-C	Calcium	Metals, total	mg/kg	80000	5/18/1988-6/1/1988
B24-C	Chromium, hexavalent	Metals, total	mg/kg	0.2	U 5/18/1988-6/1/1988
B24-C	Chromium, total	Metals, total	mg/kg	48	5/18/1988-6/1/1988
B24-C	Cobalt	Metals, total	mg/kg	4	5/18/1988-6/1/1988
B24-C	Copper	Metals, total	mg/kg	109	5/18/1988-6/1/1988
B24-C	Iron	Metals, total	mg/kg	20000	5/18/1988-6/1/1988
B24-C	Lead	Metals, total	mg/kg	150	5/18/1988-6/1/1988
B24-C	Magnesium	Metals, total	mg/kg	15700	5/18/1988-6/1/1988
B24-C	Manganese	Metals, total	mg/kg	5600	5/18/1988-6/1/1988
B24-C	Mercury	Metals, total	mg/kg	0.06	U 5/18/1988-6/1/1988
B24-C	Nickel	Metals, total	mg/kg	3.8	5/18/1988-6/1/1988
B24-C	Potassium	Metals, total	mg/kg	1045	5/18/1988-6/1/1988
B24-C	Selenium	Metals, total	mg/kg	0.2	5/18/1988-6/1/1988
B24-C	Silver	Metals, total	mg/kg	0.1	5/18/1988-6/1/1988
B24-C	Sodium	Metals, total	mg/kg	400	5/18/1988-6/1/1988
B24-C	Thallium	Metals, total	mg/kg	0.04	U 5/18/1988-6/1/1988

Parcel A11 Historical County Lands Investigation Data
Former Sparrows Point Steel Mill
Sparrows Point, Maryland

Sample ID	Chemical Analyte	Parameter Type	Units	Result	Sample Date
B24-C	Vanadium	Metals, total	mg/kg	260	5/18/1988-6/1/1988
B24-C	Zinc	Metals, total	mg/kg	40	5/18/1988-6/1/1988
B24-C	Arsenic	TCLP	mg/L	0.8	U 5/18/1988-6/1/1988
B24-C	Barium	TCLP	mg/L	0.21	5/18/1988-6/1/1988
B24-C	Cadmium	TCLP	mg/L	0.005	U 5/18/1988-6/1/1988
B24-C	Calcium	TCLP	mg/L	1400	5/18/1988-6/1/1988
B24-C	Chromium, total	TCLP	mg/L	0.01	U 5/18/1988-6/1/1988
B24-C	Iron	TCLP	mg/L	16	5/18/1988-6/1/1988
B24-C	Lead	TCLP	mg/L	0.6	U 5/18/1988-6/1/1988
B24-C	Magnesium	TCLP	mg/L	200	5/18/1988-6/1/1988
B24-C	Mercury	TCLP	mg/L	0.0003	U 5/18/1988-6/1/1988
B24-C	Selenium	TCLP	mg/L	2.9	5/18/1988-6/1/1988
B24-C	Silver	TCLP	mg/L	0.1	U 5/18/1988-6/1/1988
B25 1-3	Corrosivity	Bulk Characteristics	pH units	2.52	5/18/1988-6/1/1988
B25 1-3	Ignitability	Bulk Characteristics	C	>60	5/18/1988-6/1/1988
B25 1-3	Reactivity	Bulk Characteristics	-	N	5/18/1988-6/1/1988
B25 1-3	Ammonia-nitrogen	Inorganics	mg/kg	11.7	5/18/1988-6/1/1988
B25 1-3	Chloride	Inorganics	mg/kg	30	5/18/1988-6/1/1988
B25 1-3	Cyanide, free	Inorganics	mg/kg	0.2	U 5/18/1988-6/1/1988
B25 1-3	Cyanide, total	Inorganics	mg/kg	0.1	U 5/18/1988-6/1/1988
B25 1-3	Nitrate+nitrite-nitrogen	Inorganics	mg/kg	4	U 5/18/1988-6/1/1988
B25 1-3	Sulfate	Inorganics	mg/kg	77000	5/18/1988-6/1/1988
B25 1-3	Sulfide	Inorganics	mg/kg	11	5/18/1988-6/1/1988
B25 1-3	Aluminum	Metals, total	mg/kg	9.5	5/18/1988-6/1/1988
B25 1-3	Antimony	Metals, total	mg/kg	0.3	5/18/1988-6/1/1988
B25 1-3	Arsenic	Metals, total	mg/kg	2.4	5/18/1988-6/1/1988
B25 1-3	Barium	Metals, total	mg/kg	52	5/18/1988-6/1/1988
B25 1-3	Beryllium	Metals, total	mg/kg	0.71	5/18/1988-6/1/1988
B25 1-3	Cadmium	Metals, total	mg/kg	0.3	U 5/18/1988-6/1/1988
B25 1-3	Calcium	Metals, total	mg/kg	46000	5/18/1988-6/1/1988
B25 1-3	Chromium, hexavalent	Metals, total	mg/kg	0.2	U 5/18/1988-6/1/1988
B25 1-3	Chromium, total	Metals, total	mg/kg	11	5/18/1988-6/1/1988
B25 1-3	Cobalt	Metals, total	mg/kg	0.98	5/18/1988-6/1/1988
B25 1-3	Copper	Metals, total	mg/kg	1.2	5/18/1988-6/1/1988
B25 1-3	Iron	Metals, total	mg/kg	18000	5/18/1988-6/1/1988
B25 1-3	Lead	Metals, total	mg/kg	48	5/18/1988-6/1/1988
B25 1-3	Magnesium	Metals, total	mg/kg	2500	5/18/1988-6/1/1988
B25 1-3	Manganese	Metals, total	mg/kg	1200	5/18/1988-6/1/1988
B25 1-3	Mercury	Metals, total	mg/kg	0.77	5/18/1988-6/1/1988
B25 1-3	Nickel	Metals, total	mg/kg	7.5	5/18/1988-6/1/1988
B25 1-3	Potassium	Metals, total	mg/kg	284	5/18/1988-6/1/1988
B25 1-3	Selenium	Metals, total	mg/kg	1.4	5/18/1988-6/1/1988
B25 1-3	Silver	Metals, total	mg/kg	0.01	5/18/1988-6/1/1988
B25 1-3	Sodium	Metals, total	mg/kg	120	5/18/1988-6/1/1988
B25 1-3	Thallium	Metals, total	mg/kg	0.04	U 5/18/1988-6/1/1988
B25 1-3	Vanadium	Metals, total	mg/kg	130	5/18/1988-6/1/1988
B25 1-3	Zinc	Metals, total	mg/kg	6.6	5/18/1988-6/1/1988
B25 1-3	Arsenic	TCLP	mg/L	0.8	U 5/18/1988-6/1/1988
B25 1-3	Barium	TCLP	mg/L	0.25	5/18/1988-6/1/1988
B25 1-3	Cadmium	TCLP	mg/L	0.005	U 5/18/1988-6/1/1988
B25 1-3	Calcium	TCLP	mg/L	430	5/18/1988-6/1/1988
B25 1-3	Chromium, total	TCLP	mg/L	0.01	U 5/18/1988-6/1/1988

Parcel A11 Historical County Lands Investigation Data
Former Sparrows Point Steel Mill
Sparrows Point, Maryland

Sample ID	Chemical Analyte	Parameter Type	Units	Result	Sample Date
B25 1-3	Iron	TCLP	mg/L	58	5/18/1988-6/1/1988
B25 1-3	Lead	TCLP	mg/L	0.6	U 5/18/1988-6/1/1988
B25 1-3	Magnesium	TCLP	mg/L	102	5/18/1988-6/1/1988
B25 1-3	Mercury	TCLP	mg/L	0.0003	U 5/18/1988-6/1/1988
B25 1-3	Selenium	TCLP	mg/L	1.1	5/18/1988-6/1/1988
B25 1-3	Silver	TCLP	mg/L	0.1	U 5/18/1988-6/1/1988
B25-C	Corrosivity	Bulk Characteristics	pH units	8.91	5/18/1988-6/1/1988
B25-C	Ignitability	Bulk Characteristics	C	>60	5/18/1988-6/1/1988
B25-C	Reactivity	Bulk Characteristics	-	N	5/18/1988-6/1/1988
B25-C	Ammonia-nitrogen	Inorganics	mg/kg	8.9	5/18/1988-6/1/1988
B25-C	Chloride	Inorganics	mg/kg	20	5/18/1988-6/1/1988
B25-C	Cyanide, free	Inorganics	mg/kg	(b)	5/18/1988-6/1/1988
B25-C	Cyanide, total	Inorganics	mg/kg	0.2	5/18/1988-6/1/1988
B25-C	Nitrate+nitrite-nitrogen	Inorganics	mg/kg	2	U 5/18/1988-6/1/1988
B25-C	Sulfate	Inorganics	mg/kg	29000	5/18/1988-6/1/1988
B25-C	Sulfide	Inorganics	mg/kg	0.2	U 5/18/1988-6/1/1988
B25-C	Aluminum	Metals, total	mg/kg	480	5/18/1988-6/1/1988
B25-C	Antimony	Metals, total	mg/kg	0.4	5/18/1988-6/1/1988
B25-C	Arsenic	Metals, total	mg/kg	0.3	5/18/1988-6/1/1988
B25-C	Barium	Metals, total	mg/kg	101	5/18/1988-6/1/1988
B25-C	Beryllium	Metals, total	mg/kg	11	5/18/1988-6/1/1988
B25-C	Cadmium	Metals, total	mg/kg	1.5	5/18/1988-6/1/1988
B25-C	Calcium	Metals, total	mg/kg	114000	5/18/1988-6/1/1988
B25-C	Chromium, hexavalent	Metals, total	mg/kg	0.2	U 5/18/1988-6/1/1988
B25-C	Chromium, total	Metals, total	mg/kg	0.5	U 5/18/1988-6/1/1988
B25-C	Cobalt	Metals, total	mg/kg	4	5/18/1988-6/1/1988
B25-C	Copper	Metals, total	mg/kg	340	5/18/1988-6/1/1988
B25-C	Iron	Metals, total	mg/kg	16000	5/18/1988-6/1/1988
B25-C	Lead	Metals, total	mg/kg	99	5/18/1988-6/1/1988
B25-C	Magnesium	Metals, total	mg/kg	19500	5/18/1988-6/1/1988
B25-C	Manganese	Metals, total	mg/kg	9100	5/18/1988-6/1/1988
B25-C	Mercury	Metals, total	mg/kg	1.3	5/18/1988-6/1/1988
B25-C	Nickel	Metals, total	mg/kg	11	5/18/1988-6/1/1988
B25-C	Potassium	Metals, total	mg/kg	2010	5/18/1988-6/1/1988
B25-C	Selenium	Metals, total	mg/kg	0.6	5/18/1988-6/1/1988
B25-C	Silver	Metals, total	mg/kg	0.14	5/18/1988-6/1/1988
B25-C	Sodium	Metals, total	mg/kg	1300	5/18/1988-6/1/1988
B25-C	Thallium	Metals, total	mg/kg	0.04	U 5/18/1988-6/1/1988
B25-C	Vanadium	Metals, total	mg/kg	1600	5/18/1988-6/1/1988
B25-C	Zinc	Metals, total	mg/kg	6.8	5/18/1988-6/1/1988
B25-C	Arsenic	TCLP	mg/L	0.8	U 5/18/1988-6/1/1988
B25-C	Barium	TCLP	mg/L	0.25	5/18/1988-6/1/1988
B25-C	Cadmium	TCLP	mg/L	0.006	5/18/1988-6/1/1988
B25-C	Calcium	TCLP	mg/L	1440	5/18/1988-6/1/1988
B25-C	Chromium, total	TCLP	mg/L	0.01	U 5/18/1988-6/1/1988
B25-C	Iron	TCLP	mg/L	73	5/18/1988-6/1/1988
B25-C	Lead	TCLP	mg/L	0.6	U 5/18/1988-6/1/1988
B25-C	Magnesium	TCLP	mg/L	200	5/18/1988-6/1/1988
B25-C	Mercury	TCLP	mg/L	0.0003	U 5/18/1988-6/1/1988
B25-C	Selenium	TCLP	mg/L	2.8	5/18/1988-6/1/1988
B25-C	Silver	TCLP	mg/L	0.1	U 5/18/1988-6/1/1988
B26-1	Corrosivity	Bulk Characteristics	pH units	9.28	5/18/1988-6/1/1988

Parcel A11 Historical County Lands Investigation Data
Former Sparrows Point Steel Mill
Sparrows Point, Maryland

Sample ID	Chemical Analyte	Parameter Type	Units	Result	Sample Date
B26-1	Ignitability	Bulk Characteristics	C	>60	5/18/1988-6/1/1988
B26-1	Reactivity	Bulk Characteristics	-	N	5/18/1988-6/1/1988
B26-1	Ammonia-nitrogen	Inorganics	mg/kg	1.1	5/18/1988-6/1/1988
B26-1	Chloride	Inorganics	mg/kg	10	5/18/1988-6/1/1988
B26-1	Cyanide, free	Inorganics	mg/kg	0.2	U 5/18/1988-6/1/1988
B26-1	Cyanide, total	Inorganics	mg/kg	0.1	U 5/18/1988-6/1/1988
B26-1	Nitrate+nitrite-nitrogen	Inorganics	mg/kg	2	U 5/18/1988-6/1/1988
B26-1	Sulfate	Inorganics	mg/kg	1400	5/18/1988-6/1/1988
B26-1	Sulfide	Inorganics	mg/kg	0.2	U 5/18/1988-6/1/1988
B26-1	Aluminum	Metals, total	mg/kg	22000	5/18/1988-6/1/1988
B26-1	Antimony	Metals, total	mg/kg	0.1	U 5/18/1988-6/1/1988
B26-1	Arsenic	Metals, total	mg/kg	2.4	5/18/1988-6/1/1988
B26-1	Barium	Metals, total	mg/kg	150	5/18/1988-6/1/1988
B26-1	Beryllium	Metals, total	mg/kg	1	5/18/1988-6/1/1988
B26-1	Cadmium	Metals, total	mg/kg	3.5	5/18/1988-6/1/1988
B26-1	Calcium	Metals, total	mg/kg	27000	5/18/1988-6/1/1988
B26-1	Chromium, hexavalent	Metals, total	mg/kg	0.2	U 5/18/1988-6/1/1988
B26-1	Chromium, total	Metals, total	mg/kg	32	5/18/1988-6/1/1988
B26-1	Cobalt	Metals, total	mg/kg	9.8	5/18/1988-6/1/1988
B26-1	Copper	Metals, total	mg/kg	23	5/18/1988-6/1/1988
B26-1	Iron	Metals, total	mg/kg	13700	5/18/1988-6/1/1988
B26-1	Lead	Metals, total	mg/kg	57	5/18/1988-6/1/1988
B26-1	Magnesium	Metals, total	mg/kg	7500	5/18/1988-6/1/1988
B26-1	Manganese	Metals, total	mg/kg	3300	5/18/1988-6/1/1988
B26-1	Mercury	Metals, total	mg/kg	0.07	5/18/1988-6/1/1988
B26-1	Nickel	Metals, total	mg/kg	12	5/18/1988-6/1/1988
B26-1	Potassium	Metals, total	mg/kg	600	5/18/1988-6/1/1988
B26-1	Selenium	Metals, total	mg/kg	0.3	5/18/1988-6/1/1988
B26-1	Silver	Metals, total	mg/kg	0.11	5/18/1988-6/1/1988
B26-1	Sodium	Metals, total	mg/kg	200	5/18/1988-6/1/1988
B26-1	Thallium	Metals, total	mg/kg	0.08	5/18/1988-6/1/1988
B26-1	Vanadium	Metals, total	mg/kg	37	5/18/1988-6/1/1988
B26-1	Zinc	Metals, total	mg/kg	88	5/18/1988-6/1/1988
B26-1	Arsenic	TCLP	mg/L	0.8	U 5/18/1988-6/1/1988
B26-1	Barium	TCLP	mg/L	0.72	5/18/1988-6/1/1988
B26-1	Cadmium	TCLP	mg/L	0.006	5/18/1988-6/1/1988
B26-1	Calcium	TCLP	mg/L	540	5/18/1988-6/1/1988
B26-1	Chromium, total	TCLP	mg/L	0.01	U 5/18/1988-6/1/1988
B26-1	Iron	TCLP	mg/L	0.01	U 5/18/1988-6/1/1988
B26-1	Lead	TCLP	mg/L	0.6	U 5/18/1988-6/1/1988
B26-1	Magnesium	TCLP	mg/L	44	5/18/1988-6/1/1988
B26-1	Mercury	TCLP	mg/L	0.0003	U 5/18/1988-6/1/1988
B26-1	Selenium	TCLP	mg/L	0.4	U 5/18/1988-6/1/1988
B26-1	Silver	TCLP	mg/L	0.1	U 5/18/1988-6/1/1988
B26-2	Corrosivity	Bulk Characteristics	pH units	8.85	5/18/1988-6/1/1988
B26-2	Ignitability	Bulk Characteristics	C	>60	5/18/1988-6/1/1988
B26-2	Reactivity	Bulk Characteristics	-	N	5/18/1988-6/1/1988
B26-2	Ammonia-nitrogen	Inorganics	mg/kg	6.4	5/18/1988-6/1/1988
B26-2	Chloride	Inorganics	mg/kg	30	5/18/1988-6/1/1988
B26-2	Cyanide, free	Inorganics	mg/kg	0.2	U 5/18/1988-6/1/1988
B26-2	Cyanide, total	Inorganics	mg/kg	0.1	U 5/18/1988-6/1/1988
B26-2	Nitrate+nitrite-nitrogen	Inorganics	mg/kg	3	5/18/1988-6/1/1988

Parcel A11 Historical County Lands Investigation Data
Former Sparrows Point Steel Mill
Sparrows Point, Maryland

Sample ID	Chemical Analyte	Parameter Type	Units	Result	Sample Date
B26-2	Sulfate	Inorganics	mg/kg	1200	5/18/1988-6/1/1988
B26-2	Sulfide	Inorganics	mg/kg	39	5/18/1988-6/1/1988
B26-2	Aluminum	Metals, total	mg/kg	2700	5/18/1988-6/1/1988
B26-2	Antimony	Metals, total	mg/kg	0.3	5/18/1988-6/1/1988
B26-2	Arsenic	Metals, total	mg/kg	6.7	5/18/1988-6/1/1988
B26-2	Barium	Metals, total	mg/kg	48	5/18/1988-6/1/1988
B26-2	Beryllium	Metals, total	mg/kg	0.7	5/18/1988-6/1/1988
B26-2	Cadmium	Metals, total	mg/kg	0.3	U 5/18/1988-6/1/1988
B26-2	Calcium	Metals, total	mg/kg	10000	5/18/1988-6/1/1988
B26-2	Chromium, hexavalent	Metals, total	mg/kg	0.2	U 5/18/1988-6/1/1988
B26-2	Chromium, total	Metals, total	mg/kg	105	5/18/1988-6/1/1988
B26-2	Cobalt	Metals, total	mg/kg	14	5/18/1988-6/1/1988
B26-2	Copper	Metals, total	mg/kg	109	5/18/1988-6/1/1988
B26-2	Iron	Metals, total	mg/kg	73000	5/18/1988-6/1/1988
B26-2	Lead	Metals, total	mg/kg	1000	5/18/1988-6/1/1988
B26-2	Magnesium	Metals, total	mg/kg	3100	5/18/1988-6/1/1988
B26-2	Manganese	Metals, total	mg/kg	2000	5/18/1988-6/1/1988
B26-2	Mercury	Metals, total	mg/kg	0.07	5/18/1988-6/1/1988
B26-2	Nickel	Metals, total	mg/kg	14	5/18/1988-6/1/1988
B26-2	Potassium	Metals, total	mg/kg	190	5/18/1988-6/1/1988
B26-2	Selenium	Metals, total	mg/kg	0.1	U 5/18/1988-6/1/1988
B26-2	Silver	Metals, total	mg/kg	0.09	5/18/1988-6/1/1988
B26-2	Sodium	Metals, total	mg/kg	61	5/18/1988-6/1/1988
B26-2	Thallium	Metals, total	mg/kg	0.08	5/18/1988-6/1/1988
B26-2	Vanadium	Metals, total	mg/kg	110	5/18/1988-6/1/1988
B26-2	Zinc	Metals, total	mg/kg	4900	5/18/1988-6/1/1988
B26-2	Arsenic	TCLP	mg/L	0.8	U 5/18/1988-6/1/1988
B26-2	Barium	TCLP	mg/L	1.1	5/18/1988-6/1/1988
B26-2	Cadmium	TCLP	mg/L	0.03	5/18/1988-6/1/1988
B26-2	Calcium	TCLP	mg/L	470	5/18/1988-6/1/1988
B26-2	Chromium, total	TCLP	mg/L	0.01	U 5/18/1988-6/1/1988
B26-2	Iron	TCLP	mg/L	0.05	5/18/1988-6/1/1988
B26-2	Lead	TCLP	mg/L	0.6	U 5/18/1988-6/1/1988
B26-2	Magnesium	TCLP	mg/L	58	5/18/1988-6/1/1988
B26-2	Mercury	TCLP	mg/L	0.0003	U 5/18/1988-6/1/1988
B26-2	Selenium	TCLP	mg/L	0.5	5/18/1988-6/1/1988
B26-2	Silver	TCLP	mg/L	0.1	U 5/18/1988-6/1/1988
B27-1	Corrosivity	Bulk Characteristics	pH units	9.6	5/18/1988-6/1/1988
B27-1	Ignitability	Bulk Characteristics	C	>60	5/18/1988-6/1/1988
B27-1	Reactivity	Bulk Characteristics	-	N	5/18/1988-6/1/1988
B27-1	Ammonia-nitrogen	Inorganics	mg/kg	0.6	5/18/1988-6/1/1988
B27-1	Chloride	Inorganics	mg/kg	10	5/18/1988-6/1/1988
B27-1	Cyanide, free	Inorganics	mg/kg	0.2	U 5/18/1988-6/1/1988
B27-1	Cyanide, total	Inorganics	mg/kg	0.1	U 5/18/1988-6/1/1988
B27-1	Nitrate+nitrite-nitrogen	Inorganics	mg/kg	2	U 5/18/1988-6/1/1988
B27-1	Sulfate	Inorganics	mg/kg	1100	5/18/1988-6/1/1988
B27-1	Sulfide	Inorganics	mg/kg	0.2	U 5/18/1988-6/1/1988
B27-1	Aluminum	Metals, total	mg/kg	10600	5/18/1988-6/1/1988
B27-1	Antimony	Metals, total	mg/kg	0.1	U 5/18/1988-6/1/1988
B27-1	Arsenic	Metals, total	mg/kg	3.5	5/18/1988-6/1/1988
B27-1	Barium	Metals, total	mg/kg	120	5/18/1988-6/1/1988
B27-1	Beryllium	Metals, total	mg/kg	0.2	U 5/18/1988-6/1/1988

Parcel A11 Historical County Lands Investigation Data
Former Sparrows Point Steel Mill
Sparrows Point, Maryland

Sample ID	Chemical Analyte	Parameter Type	Units	Result	Sample Date
B27-1	Cadmium	Metals, total	mg/kg	1.6	5/18/1988-6/1/1988
B27-1	Calcium	Metals, total	mg/kg	31000	5/18/1988-6/1/1988
B27-1	Chromium, hexavalent	Metals, total	mg/kg	0.2	U 5/18/1988-6/1/1988
B27-1	Chromium, total	Metals, total	mg/kg	13	5/18/1988-6/1/1988
B27-1	Cobalt	Metals, total	mg/kg	10.1	5/18/1988-6/1/1988
B27-1	Copper	Metals, total	mg/kg	39	5/18/1988-6/1/1988
B27-1	Iron	Metals, total	mg/kg	15300	5/18/1988-6/1/1988
B27-1	Lead	Metals, total	mg/kg	120	5/18/1988-6/1/1988
B27-1	Magnesium	Metals, total	mg/kg	8800	5/18/1988-6/1/1988
B27-1	Manganese	Metals, total	mg/kg	3500	5/18/1988-6/1/1988
B27-1	Mercury	Metals, total	mg/kg	0.07	5/18/1988-6/1/1988
B27-1	Nickel	Metals, total	mg/kg	17	5/18/1988-6/1/1988
B27-1	Potassium	Metals, total	mg/kg	460	5/18/1988-6/1/1988
B27-1	Selenium	Metals, total	mg/kg	0.4	5/18/1988-6/1/1988
B27-1	Silver	Metals, total	mg/kg	0.29	5/18/1988-6/1/1988
B27-1	Sodium	Metals, total	mg/kg	170	5/18/1988-6/1/1988
B27-1	Thallium	Metals, total	mg/kg	0.09	5/18/1988-6/1/1988
B27-1	Vanadium	Metals, total	mg/kg	39	5/18/1988-6/1/1988
B27-1	Zinc	Metals, total	mg/kg	412	5/18/1988-6/1/1988
B27-1	Arsenic	TCLP	mg/L	0.8	U 5/18/1988-6/1/1988
B27-1	Barium	TCLP	mg/L	1.2	5/18/1988-6/1/1988
B27-1	Cadmium	TCLP	mg/L	0.008	5/18/1988-6/1/1988
B27-1	Calcium	TCLP	mg/L	1550	5/18/1988-6/1/1988
B27-1	Chromium, total	TCLP	mg/L	0.01	U 5/18/1988-6/1/1988
B27-1	Iron	TCLP	mg/L	40	5/18/1988-6/1/1988
B27-1	Lead	TCLP	mg/L	0.6	U 5/18/1988-6/1/1988
B27-1	Magnesium	TCLP	mg/L	163	5/18/1988-6/1/1988
B27-1	Mercury	TCLP	mg/L	0.0003	U 5/18/1988-6/1/1988
B27-1	Selenium	TCLP	mg/L	1	5/18/1988-6/1/1988
B27-1	Silver	TCLP	mg/L	0.1	U 5/18/1988-6/1/1988
B27-2	Corrosivity	Bulk Characteristics	pH units	9.5	5/18/1988-6/1/1988
B27-2	Ignitability	Bulk Characteristics	C	>60	5/18/1988-6/1/1988
B27-2	Reactivity	Bulk Characteristics	-	N	5/18/1988-6/1/1988
B27-2	Ammonia-nitrogen	Inorganics	mg/kg	1.7	5/18/1988-6/1/1988
B27-2	Chloride	Inorganics	mg/kg	30	5/18/1988-6/1/1988
B27-2	Cyanide, free	Inorganics	mg/kg	0.2	U 5/18/1988-6/1/1988
B27-2	Cyanide, total	Inorganics	mg/kg	0.1	U 5/18/1988-6/1/1988
B27-2	Nitrate+nitrite-nitrogen	Inorganics	mg/kg	4	5/18/1988-6/1/1988
B27-2	Sulfate	Inorganics	mg/kg	1700	5/18/1988-6/1/1988
B27-2	Sulfide	Inorganics	mg/kg	0.2	U 5/18/1988-6/1/1988
B27-2	Aluminum	Metals, total	mg/kg	6100	5/18/1988-6/1/1988
B27-2	Antimony	Metals, total	mg/kg	0.1	U 5/18/1988-6/1/1988
B27-2	Arsenic	Metals, total	mg/kg	5.5	5/18/1988-6/1/1988
B27-2	Barium	Metals, total	mg/kg	78	5/18/1988-6/1/1988
B27-2	Beryllium	Metals, total	mg/kg	0.5	5/18/1988-6/1/1988
B27-2	Cadmium	Metals, total	mg/kg	28	5/18/1988-6/1/1988
B27-2	Calcium	Metals, total	mg/kg	27000	5/18/1988-6/1/1988
B27-2	Chromium, hexavalent	Metals, total	mg/kg	0.2	U 5/18/1988-6/1/1988
B27-2	Chromium, total	Metals, total	mg/kg	155	5/18/1988-6/1/1988
B27-2	Cobalt	Metals, total	mg/kg	15.2	5/18/1988-6/1/1988
B27-2	Copper	Metals, total	mg/kg	92	5/18/1988-6/1/1988
B27-2	Iron	Metals, total	mg/kg	76000	5/18/1988-6/1/1988

Parcel A11 Historical County Lands Investigation Data
Former Sparrows Point Steel Mill
Sparrows Point, Maryland

Sample ID	Chemical Analyte	Parameter Type	Units	Result	Sample Date
B27-2	Lead	Metals, total	mg/kg	2200	5/18/1988-6/1/1988
B27-2	Magnesium	Metals, total	mg/kg	7700	5/18/1988-6/1/1988
B27-2	Manganese	Metals, total	mg/kg	3000	5/18/1988-6/1/1988
B27-2	Mercury	Metals, total	mg/kg	0.06	U 5/18/1988-6/1/1988
B27-2	Nickel	Metals, total	mg/kg	4.4	5/18/1988-6/1/1988
B27-2	Potassium	Metals, total	mg/kg	400	5/18/1988-6/1/1988
B27-2	Selenium	Metals, total	mg/kg	0.1	U 5/18/1988-6/1/1988
B27-2	Silver	Metals, total	mg/kg	0.18	5/18/1988-6/1/1988
B27-2	Sodium	Metals, total	mg/kg	150	5/18/1988-6/1/1988
B27-2	Thallium	Metals, total	mg/kg	0.11	5/18/1988-6/1/1988
B27-2	Vanadium	Metals, total	mg/kg	66	5/18/1988-6/1/1988
B27-2	Zinc	Metals, total	mg/kg	6000	5/18/1988-6/1/1988
B27-2	Arsenic	TCLP	mg/L	0.8	U 5/18/1988-6/1/1988
B27-2	Barium	TCLP	mg/L	0.83	5/18/1988-6/1/1988
B27-2	Cadmium	TCLP	mg/L	0.03	5/18/1988-6/1/1988
B27-2	Calcium	TCLP	mg/L	840	5/18/1988-6/1/1988
B27-2	Chromium, total	TCLP	mg/L	0.01	U 5/18/1988-6/1/1988
B27-2	Iron	TCLP	mg/L	0.71	5/18/1988-6/1/1988
B27-2	Lead	TCLP	mg/L	0.6	U 5/18/1988-6/1/1988
B27-2	Magnesium	TCLP	mg/L	54	5/18/1988-6/1/1988
B27-2	Mercury	TCLP	mg/L	0.0003	U 5/18/1988-6/1/1988
B27-2	Selenium	TCLP	mg/L	0.4	U 5/18/1988-6/1/1988
B27-2	Silver	TCLP	mg/L	0.1	U 5/18/1988-6/1/1988
B28-1	Corrosivity	Bulk Characteristics	pH units	7.98	5/18/1988-6/1/1988
B28-1	Ignitability	Bulk Characteristics	C	>60	5/18/1988-6/1/1988
B28-1	Reactivity	Bulk Characteristics	-	N	5/18/1988-6/1/1988
B28-1	Ammonia-nitrogen	Inorganics	mg/kg	8.3	5/18/1988-6/1/1988
B28-1	Chloride	Inorganics	mg/kg	10	5/18/1988-6/1/1988
B28-1	Cyanide, free	Inorganics	mg/kg	0.2	U 5/18/1988-6/1/1988
B28-1	Cyanide, total	Inorganics	mg/kg	0.1	U 5/18/1988-6/1/1988
B28-1	Nitrate+nitrite-nitrogen	Inorganics	mg/kg	7	5/18/1988-6/1/1988
B28-1	Sulfate	Inorganics	mg/kg	180	5/18/1988-6/1/1988
B28-1	Sulfide	Inorganics	mg/kg	0.2	U 5/18/1988-6/1/1988
B28-1	Aluminum	Metals, total	mg/kg	5400	5/18/1988-6/1/1988
B28-1	Antimony	Metals, total	mg/kg	0.1	U 5/18/1988-6/1/1988
B28-1	Arsenic	Metals, total	mg/kg	4.8	5/18/1988-6/1/1988
B28-1	Barium	Metals, total	mg/kg	130	5/18/1988-6/1/1988
B28-1	Beryllium	Metals, total	mg/kg	0.4	5/18/1988-6/1/1988
B28-1	Cadmium	Metals, total	mg/kg	2.7	5/18/1988-6/1/1988
B28-1	Calcium	Metals, total	mg/kg	3800	5/18/1988-6/1/1988
B28-1	Chromium, hexavalent	Metals, total	mg/kg	0.2	U 5/18/1988-6/1/1988
B28-1	Chromium, total	Metals, total	mg/kg	84	5/18/1988-6/1/1988
B28-1	Cobalt	Metals, total	mg/kg	4.6	5/18/1988-6/1/1988
B28-1	Copper	Metals, total	mg/kg	32	5/18/1988-6/1/1988
B28-1	Iron	Metals, total	mg/kg	19500	5/18/1988-6/1/1988
B28-1	Lead	Metals, total	mg/kg	63	5/18/1988-6/1/1988
B28-1	Magnesium	Metals, total	mg/kg	1400	5/18/1988-6/1/1988
B28-1	Manganese	Metals, total	mg/kg	3800	5/18/1988-6/1/1988
B28-1	Mercury	Metals, total	mg/kg	0.06	U 5/18/1988-6/1/1988
B28-1	Nickel	Metals, total	mg/kg	8.4	5/18/1988-6/1/1988
B28-1	Potassium	Metals, total	mg/kg	490	5/18/1988-6/1/1988
B28-1	Selenium	Metals, total	mg/kg	0.1	U 5/18/1988-6/1/1988

Parcel A11 Historical County Lands Investigation Data
Former Sparrows Point Steel Mill
Sparrows Point, Maryland

Sample ID	Chemical Analyte	Parameter Type	Units	Result	Sample Date
B28-1	Silver	Metals, total	mg/kg	0.14	5/18/1988-6/1/1988
B28-1	Sodium	Metals, total	mg/kg	67	5/18/1988-6/1/1988
B28-1	Thallium	Metals, total	mg/kg	0.1	5/18/1988-6/1/1988
B28-1	Vanadium	Metals, total	mg/kg	18	5/18/1988-6/1/1988
B28-1	Zinc	Metals, total	mg/kg	210	5/18/1988-6/1/1988
B28-1	Arsenic	TCLP	mg/L	0.8	U 5/18/1988-6/1/1988
B28-1	Barium	TCLP	mg/L	0.66	5/18/1988-6/1/1988
B28-1	Cadmium	TCLP	mg/L	0.008	5/18/1988-6/1/1988
B28-1	Calcium	TCLP	mg/L	530	5/18/1988-6/1/1988
B28-1	Chromium, total	TCLP	mg/L	0.01	U 5/18/1988-6/1/1988
B28-1	Iron	TCLP	mg/L	0.01	U 5/18/1988-6/1/1988
B28-1	Lead	TCLP	mg/L	0.6	U 5/18/1988-6/1/1988
B28-1	Magnesium	TCLP	mg/L	11	5/18/1988-6/1/1988
B28-1	Mercury	TCLP	mg/L	0.0003	U 5/18/1988-6/1/1988
B28-1	Selenium	TCLP	mg/L	0.4	U 5/18/1988-6/1/1988
B28-1	Silver	TCLP	mg/L	0.1	U 5/18/1988-6/1/1988
B28-2	Corrosivity	Bulk Characteristics	pH units	8.55	5/18/1988-6/1/1988
B28-2	Ignitability	Bulk Characteristics	C	>60	5/18/1988-6/1/1988
B28-2	Reactivity	Bulk Characteristics	-	N	5/18/1988-6/1/1988
B28-2	Ammonia-nitrogen	Inorganics	mg/kg	0.6	5/18/1988-6/1/1988
B28-2	Chloride	Inorganics	mg/kg	20	5/18/1988-6/1/1988
B28-2	Cyanide, free	Inorganics	mg/kg	0.2	U 5/18/1988-6/1/1988
B28-2	Cyanide, total	Inorganics	mg/kg	0.1	U 5/18/1988-6/1/1988
B28-2	Nitrate+nitrite-nitrogen	Inorganics	mg/kg	2	U 5/18/1988-6/1/1988
B28-2	Sulfate	Inorganics	mg/kg	1100	5/18/1988-6/1/1988
B28-2	Sulfide	Inorganics	mg/kg	0.2	U 5/18/1988-6/1/1988
B28-2	Aluminum	Metals, total	mg/kg	7400	5/18/1988-6/1/1988
B28-2	Antimony	Metals, total	mg/kg	0.1	U 5/18/1988-6/1/1988
B28-2	Arsenic	Metals, total	mg/kg	4.7	5/18/1988-6/1/1988
B28-2	Barium	Metals, total	mg/kg	56	5/18/1988-6/1/1988
B28-2	Beryllium	Metals, total	mg/kg	1.2	5/18/1988-6/1/1988
B28-2	Cadmium	Metals, total	mg/kg	19	5/18/1988-6/1/1988
B28-2	Calcium	Metals, total	mg/kg	31000	5/18/1988-6/1/1988
B28-2	Chromium, hexavalent	Metals, total	mg/kg	0.2	U 5/18/1988-6/1/1988
B28-2	Chromium, total	Metals, total	mg/kg	84	5/18/1988-6/1/1988
B28-2	Cobalt	Metals, total	mg/kg	9.7	5/18/1988-6/1/1988
B28-2	Copper	Metals, total	mg/kg	96	5/18/1988-6/1/1988
B28-2	Iron	Metals, total	mg/kg	60000	5/18/1988-6/1/1988
B28-2	Lead	Metals, total	mg/kg	1000	5/18/1988-6/1/1988
B28-2	Magnesium	Metals, total	mg/kg	9300	5/18/1988-6/1/1988
B28-2	Manganese	Metals, total	mg/kg	2300	5/18/1988-6/1/1988
B28-2	Mercury	Metals, total	mg/kg	0.06	U 5/18/1988-6/1/1988
B28-2	Nickel	Metals, total	mg/kg	24	5/18/1988-6/1/1988
B28-2	Potassium	Metals, total	mg/kg	490	5/18/1988-6/1/1988
B28-2	Selenium	Metals, total	mg/kg	0.1	U 5/18/1988-6/1/1988
B28-2	Silver	Metals, total	mg/kg	0.13	5/18/1988-6/1/1988
B28-2	Sodium	Metals, total	mg/kg	150	5/18/1988-6/1/1988
B28-2	Thallium	Metals, total	mg/kg	0.07	5/18/1988-6/1/1988
B28-2	Vanadium	Metals, total	mg/kg	130	5/18/1988-6/1/1988
B28-2	Zinc	Metals, total	mg/kg	5000	5/18/1988-6/1/1988
B28-2	Arsenic	TCLP	mg/L	0.8	U 5/18/1988-6/1/1988
B28-2	Barium	TCLP	mg/L	0.76	5/18/1988-6/1/1988

Parcel A11 Historical County Lands Investigation Data
Former Sparrows Point Steel Mill
Sparrows Point, Maryland

Sample ID	Chemical Analyte	Parameter Type	Units	Result	Sample Date
B28-2	Cadmium	TCLP	mg/L	0.06	5/18/1988-6/1/1988
B28-2	Calcium	TCLP	mg/L	340	5/18/1988-6/1/1988
B28-2	Chromium, total	TCLP	mg/L	0.01	U 5/18/1988-6/1/1988
B28-2	Iron	TCLP	mg/L	14	5/18/1988-6/1/1988
B28-2	Lead	TCLP	mg/L	0.7	5/18/1988-6/1/1988
B28-2	Magnesium	TCLP	mg/L	40	5/18/1988-6/1/1988
B28-2	Mercury	TCLP	mg/L	0.0004	5/18/1988-6/1/1988
B28-2	Selenium	TCLP	mg/L	0.4	U 5/18/1988-6/1/1988
B28-2	Silver	TCLP	mg/L	0.1	U 5/18/1988-6/1/1988
B3	Corrosivity	Bulk Characteristics	pH units	10.5	5/18/1988-6/1/1988
B3	Ignitability	Bulk Characteristics	C	>60	5/18/1988-6/1/1988
B3	Reactivity	Bulk Characteristics	-	N	5/18/1988-6/1/1988
B3	Ammonia-nitrogen	Inorganics	mg/kg	0.7	5/18/1988-6/1/1988
B3	Chloride	Inorganics	mg/kg	30	5/18/1988-6/1/1988
B3	Cyanide, free	Inorganics	mg/kg	0.2	U 5/18/1988-6/1/1988
B3	Cyanide, total	Inorganics	mg/kg	0.1	U 5/18/1988-6/1/1988
B3	Nitrate+nitrite-nitrogen	Inorganics	mg/kg	8.1	5/18/1988-6/1/1988
B3	Sulfate	Inorganics	mg/kg	640	5/18/1988-6/1/1988
B3	Sulfide	Inorganics	mg/kg	1	U 5/18/1988-6/1/1988
B3	Aluminum	Metals, total	mg/kg	8500	5/18/1988-6/1/1988
B3	Antimony	Metals, total	mg/kg	7.5	5/18/1988-6/1/1988
B3	Arsenic	Metals, total	mg/kg	3	5/18/1988-6/1/1988
B3	Barium	Metals, total	mg/kg	93	5/18/1988-6/1/1988
B3	Beryllium	Metals, total	mg/kg	1.6	5/18/1988-6/1/1988
B3	Cadmium	Metals, total	mg/kg	4.1	5/18/1988-6/1/1988
B3	Calcium	Metals, total	mg/kg	46000	5/18/1988-6/1/1988
B3	Chromium, hexavalent	Metals, total	mg/kg	1	U 5/18/1988-6/1/1988
B3	Chromium, total	Metals, total	mg/kg	100	5/18/1988-6/1/1988
B3	Cobalt	Metals, total	mg/kg	5.8	5/18/1988-6/1/1988
B3	Copper	Metals, total	mg/kg	47	5/18/1988-6/1/1988
B3	Iron	Metals, total	mg/kg	30000	5/18/1988-6/1/1988
B3	Lead	Metals, total	mg/kg	70	5/18/1988-6/1/1988
B3	Magnesium	Metals, total	mg/kg	12000	5/18/1988-6/1/1988
B3	Manganese	Metals, total	mg/kg	2200	5/18/1988-6/1/1988
B3	Mercury	Metals, total	mg/kg	0.04	U 5/18/1988-6/1/1988
B3	Nickel	Metals, total	mg/kg	28	5/18/1988-6/1/1988
B3	Potassium	Metals, total	mg/kg	580	5/18/1988-6/1/1988
B3	Selenium	Metals, total	mg/kg	0.1	U 5/18/1988-6/1/1988
B3	Silver	Metals, total	mg/kg	0.19	5/18/1988-6/1/1988
B3	Sodium	Metals, total	mg/kg	450	5/18/1988-6/1/1988
B3	Thallium	Metals, total	mg/kg	0.93	5/18/1988-6/1/1988
B3	Vanadium	Metals, total	mg/kg	160	5/18/1988-6/1/1988
B3	Zinc	Metals, total	mg/kg	130	5/18/1988-6/1/1988
B3	Arsenic	TCLP	mg/L	0.8	U 5/18/1988-6/1/1988
B3	Barium	TCLP	mg/L	0.83	5/18/1988-6/1/1988
B3	Cadmium	TCLP	mg/L	0.005	U 5/18/1988-6/1/1988
B3	Calcium	TCLP	mg/L	870	5/18/1988-6/1/1988
B3	Chromium, total	TCLP	mg/L	0.01	U 5/18/1988-6/1/1988
B3	Iron	TCLP	mg/L	20	5/18/1988-6/1/1988
B3	Lead	TCLP	mg/L	0.6	U 5/18/1988-6/1/1988
B3	Magnesium	TCLP	mg/L	61	5/18/1988-6/1/1988
B3	Mercury	TCLP	mg/L	0.0003	U 5/18/1988-6/1/1988

Parcel A11 Historical County Lands Investigation Data
Former Sparrows Point Steel Mill
Sparrows Point, Maryland

Sample ID	Chemical Analyte	Parameter Type	Units	Result	Sample Date
B3	Selenium	TCLP	mg/L	0.9	5/18/1988-6/1/1988
B3	Silver	TCLP	mg/L	0.1	U 5/18/1988-6/1/1988
B4-1	Corrosivity	Bulk Characteristics	pH units	9.65	5/18/1988-6/1/1988
B4-1	Ignitability	Bulk Characteristics	C	>60	5/18/1988-6/1/1988
B4-1	Reactivity	Bulk Characteristics	-	N	5/18/1988-6/1/1988
B4-1	Ammonia-nitrogen	Inorganics	mg/kg	0.6	5/18/1988-6/1/1988
B4-1	Chloride	Inorganics	mg/kg	20	5/18/1988-6/1/1988
B4-1	Cyanide, free	Inorganics	mg/kg	0.2	U 5/18/1988-6/1/1988
B4-1	Cyanide, total	Inorganics	mg/kg	0.1	U 5/18/1988-6/1/1988
B4-1	Nitrate+nitrite-nitrogen	Inorganics	mg/kg	2	U 5/18/1988-6/1/1988
B4-1	Sulfate	Inorganics	mg/kg	1560	5/18/1988-6/1/1988
B4-1	Sulfide	Inorganics	mg/kg	1	U 5/18/1988-6/1/1988
B4-1	Aluminum	Metals, total	mg/kg	18000	5/18/1988-6/1/1988
B4-1	Antimony	Metals, total	mg/kg	18	5/18/1988-6/1/1988
B4-1	Arsenic	Metals, total	mg/kg	3.9	5/18/1988-6/1/1988
B4-1	Barium	Metals, total	mg/kg	260	5/18/1988-6/1/1988
B4-1	Beryllium	Metals, total	mg/kg	3.4	5/18/1988-6/1/1988
B4-1	Cadmium	Metals, total	mg/kg	95	5/18/1988-6/1/1988
B4-1	Calcium	Metals, total	mg/kg	172000	5/18/1988-6/1/1988
B4-1	Chromium, hexavalent	Metals, total	mg/kg	1	U 5/18/1988-6/1/1988
B4-1	Chromium, total	Metals, total	mg/kg	95	5/18/1988-6/1/1988
B4-1	Cobalt	Metals, total	mg/kg	6	5/18/1988-6/1/1988
B4-1	Copper	Metals, total	mg/kg	80	5/18/1988-6/1/1988
B4-1	Iron	Metals, total	mg/kg	21000	5/18/1988-6/1/1988
B4-1	Lead	Metals, total	mg/kg	350	5/18/1988-6/1/1988
B4-1	Magnesium	Metals, total	mg/kg	42000	5/18/1988-6/1/1988
B4-1	Manganese	Metals, total	mg/kg	3800	5/18/1988-6/1/1988
B4-1	Mercury	Metals, total	mg/kg	0.5	5/18/1988-6/1/1988
B4-1	Nickel	Metals, total	mg/kg	19	5/18/1988-6/1/1988
B4-1	Potassium	Metals, total	mg/kg	1720	5/18/1988-6/1/1988
B4-1	Selenium	Metals, total	mg/kg	0.2	5/18/1988-6/1/1988
B4-1	Silver	Metals, total	mg/kg	1.1	5/18/1988-6/1/1988
B4-1	Sodium	Metals, total	mg/kg	1200	5/18/1988-6/1/1988
B4-1	Thallium	Metals, total	mg/kg	0.99	5/18/1988-6/1/1988
B4-1	Vanadium	Metals, total	mg/kg	320	5/18/1988-6/1/1988
B4-1	Zinc	Metals, total	mg/kg	1900	5/18/1988-6/1/1988
B4-1	Arsenic	TCLP	mg/L	0.8	U 5/18/1988-6/1/1988
B4-1	Barium	TCLP	mg/L	0.59	5/18/1988-6/1/1988
B4-1	Cadmium	TCLP	mg/L	0.035	5/18/1988-6/1/1988
B4-1	Calcium	TCLP	mg/L	940	5/18/1988-6/1/1988
B4-1	Chromium, total	TCLP	mg/L	0.01	U 5/18/1988-6/1/1988
B4-1	Iron	TCLP	mg/L	23	5/18/1988-6/1/1988
B4-1	Lead	TCLP	mg/L	0.6	U 5/18/1988-6/1/1988
B4-1	Magnesium	TCLP	mg/L	78	5/18/1988-6/1/1988
B4-1	Mercury	TCLP	mg/L	0.0003	U 5/18/1988-6/1/1988
B4-1	Selenium	TCLP	mg/L	0.7	5/18/1988-6/1/1988
B4-1	Silver	TCLP	mg/L	0.1	U 5/18/1988-6/1/1988
B5	Corrosivity	Bulk Characteristics	pH units	10.6	5/18/1988-6/1/1988
B5	Ignitability	Bulk Characteristics	C	>60	5/18/1988-6/1/1988
B5	Reactivity	Bulk Characteristics	-	N	5/18/1988-6/1/1988
B5	Ammonia-nitrogen	Inorganics	mg/kg	5.5	5/18/1988-6/1/1988
B5	Chloride	Inorganics	mg/kg	70	5/18/1988-6/1/1988

Parcel A11 Historical County Lands Investigation Data
Former Sparrows Point Steel Mill
Sparrows Point, Maryland

Sample ID	Chemical Analyte	Parameter Type	Units	Result	Sample Date	
B5	Cyanide, free	Inorganics	mg/kg	0.2	U	5/18/1988-6/1/1988
B5	Cyanide, total	Inorganics	mg/kg	0.1	U	5/18/1988-6/1/1988
B5	Nitrate+nitrite-nitrogen	Inorganics	mg/kg	5.1		5/18/1988-6/1/1988
B5	Sulfate	Inorganics	mg/kg	640		5/18/1988-6/1/1988
B5	Sulfide	Inorganics	mg/kg	54		5/18/1988-6/1/1988
B5	Aluminum	Metals, total	mg/kg	6100		5/18/1988-6/1/1988
B5	Antimony	Metals, total	mg/kg	5.9		5/18/1988-6/1/1988
B5	Arsenic	Metals, total	mg/kg	3.8		5/18/1988-6/1/1988
B5	Barium	Metals, total	mg/kg	53		5/18/1988-6/1/1988
B5	Beryllium	Metals, total	mg/kg	1.2		5/18/1988-6/1/1988
B5	Cadmium	Metals, total	mg/kg	0.2	U	5/18/1988-6/1/1988
B5	Calcium	Metals, total	mg/kg	40000		5/18/1988-6/1/1988
B5	Chromium, hexavalent	Metals, total	mg/kg	1	U	5/18/1988-6/1/1988
B5	Chromium, total	Metals, total	mg/kg	110		5/18/1988-6/1/1988
B5	Cobalt	Metals, total	mg/kg	14		5/18/1988-6/1/1988
B5	Copper	Metals, total	mg/kg	110		5/18/1988-6/1/1988
B5	Iron	Metals, total	mg/kg	31000		5/18/1988-6/1/1988
B5	Lead	Metals, total	mg/kg	60		5/18/1988-6/1/1988
B5	Magnesium	Metals, total	mg/kg	24000		5/18/1988-6/1/1988
B5	Manganese	Metals, total	mg/kg	2160		5/18/1988-6/1/1988
B5	Mercury	Metals, total	mg/kg	0.08		5/18/1988-6/1/1988
B5	Nickel	Metals, total	mg/kg	30		5/18/1988-6/1/1988
B5	Potassium	Metals, total	mg/kg	815		5/18/1988-6/1/1988
B5	Selenium	Metals, total	mg/kg	0.1	U	5/18/1988-6/1/1988
B5	Silver	Metals, total	mg/kg	0.23		5/18/1988-6/1/1988
B5	Sodium	Metals, total	mg/kg	490		5/18/1988-6/1/1988
B5	Thallium	Metals, total	mg/kg	0.85		5/18/1988-6/1/1988
B5	Vanadium	Metals, total	mg/kg	150		5/18/1988-6/1/1988
B5	Zinc	Metals, total	mg/kg	1		5/18/1988-6/1/1988
B5	Arsenic	TCLP	mg/L	0.8	U	5/18/1988-6/1/1988
B5	Barium	TCLP	mg/L	0.83		5/18/1988-6/1/1988
B5	Cadmium	TCLP	mg/L	0.021		5/18/1988-6/1/1988
B5	Calcium	TCLP	mg/L	780		5/18/1988-6/1/1988
B5	Chromium, total	TCLP	mg/L	0.04		5/18/1988-6/1/1988
B5	Iron	TCLP	mg/L	250		5/18/1988-6/1/1988
B5	Lead	TCLP	mg/L	0.6	U	5/18/1988-6/1/1988
B5	Magnesium	TCLP	mg/L	250		5/18/1988-6/1/1988
B5	Mercury	TCLP	mg/L	0.0003	U	5/18/1988-6/1/1988
B5	Selenium	TCLP	mg/L	1.2		5/18/1988-6/1/1988
B5	Silver	TCLP	mg/L	0.1	U	5/18/1988-6/1/1988
B6	Corrosivity	Bulk Characteristics	pH units	9.98		5/18/1988-6/1/1988
B6	Ignitability	Bulk Characteristics	C	>60		5/18/1988-6/1/1988
B6	Reactivity	Bulk Characteristics	-	N		5/18/1988-6/1/1988
B6	Ammonia-nitrogen	Inorganics	mg/kg	6.5		5/18/1988-6/1/1988
B6	Chloride	Inorganics	mg/kg	60		5/18/1988-6/1/1988
B6	Cyanide, free	Inorganics	mg/kg	0.2	U	5/18/1988-6/1/1988
B6	Cyanide, total	Inorganics	mg/kg	0.1	U	5/18/1988-6/1/1988
B6	Nitrate+nitrite-nitrogen	Inorganics	mg/kg	4		5/18/1988-6/1/1988
B6	Sulfate	Inorganics	mg/kg	600		5/18/1988-6/1/1988
B6	Sulfide	Inorganics	mg/kg	1	U	5/18/1988-6/1/1988
B6	Aluminum	Metals, total	mg/kg	7300		5/18/1988-6/1/1988
B6	Antimony	Metals, total	mg/kg	6.8		5/18/1988-6/1/1988

Parcel A11 Historical County Lands Investigation Data
Former Sparrows Point Steel Mill
Sparrows Point, Maryland

Sample ID	Chemical Analyte	Parameter Type	Units	Result	Sample Date
B6	Arsenic	Metals, total	mg/kg	4.2	5/18/1988-6/1/1988
B6	Barium	Metals, total	mg/kg	150	5/18/1988-6/1/1988
B6	Beryllium	Metals, total	mg/kg	2	5/18/1988-6/1/1988
B6	Cadmium	Metals, total	mg/kg	14	5/18/1988-6/1/1988
B6	Calcium	Metals, total	mg/kg	50000	5/18/1988-6/1/1988
B6	Chromium, hexavalent	Metals, total	mg/kg	2.8	5/18/1988-6/1/1988
B6	Chromium, total	Metals, total	mg/kg	96	5/18/1988-6/1/1988
B6	Cobalt	Metals, total	mg/kg	10	5/18/1988-6/1/1988
B6	Copper	Metals, total	mg/kg	210	5/18/1988-6/1/1988
B6	Iron	Metals, total	mg/kg	33000	5/18/1988-6/1/1988
B6	Lead	Metals, total	mg/kg	560	5/18/1988-6/1/1988
B6	Magnesium	Metals, total	mg/kg	50000	5/18/1988-6/1/1988
B6	Manganese	Metals, total	mg/kg	2900	5/18/1988-6/1/1988
B6	Mercury	Metals, total	mg/kg	0.05	5/18/1988-6/1/1988
B6	Nickel	Metals, total	mg/kg	110	5/18/1988-6/1/1988
B6	Potassium	Metals, total	mg/kg	1440	5/18/1988-6/1/1988
B6	Selenium	Metals, total	mg/kg	0.1	5/18/1988-6/1/1988
B6	Silver	Metals, total	mg/kg	1.6	5/18/1988-6/1/1988
B6	Sodium	Metals, total	mg/kg	1900	5/18/1988-6/1/1988
B6	Thallium	Metals, total	mg/kg	0.74	5/18/1988-6/1/1988
B6	Vanadium	Metals, total	mg/kg	200	5/18/1988-6/1/1988
B6	Zinc	Metals, total	mg/kg	2500	5/18/1988-6/1/1988
B6	Arsenic	TCLP	mg/L	0.8	U 5/18/1988-6/1/1988
B6	Barium	TCLP	mg/L	0.5	5/18/1988-6/1/1988
B6	Cadmium	TCLP	mg/L	0.041	5/18/1988-6/1/1988
B6	Calcium	TCLP	mg/L	930	5/18/1988-6/1/1988
B6	Chromium, total	TCLP	mg/L	0.1	5/18/1988-6/1/1988
B6	Iron	TCLP	mg/L	140	5/18/1988-6/1/1988
B6	Lead	TCLP	mg/L	2.8	5/18/1988-6/1/1988
B6	Magnesium	TCLP	mg/L	300	5/18/1988-6/1/1988
B6	Mercury	TCLP	mg/L	0.0003	U 5/18/1988-6/1/1988
B6	Selenium	TCLP	mg/L	0.4	5/18/1988-6/1/1988
B6	Silver	TCLP	mg/L	0.1	U 5/18/1988-6/1/1988
B7-1	Corrosivity	Bulk Characteristics	pH units	10.6	5/18/1988-6/1/1988
B7-1	Ignitability	Bulk Characteristics	C	>60	5/18/1988-6/1/1988
B7-1	Reactivity	Bulk Characteristics	-	N	5/18/1988-6/1/1988
B7-1	Ammonia-nitrogen	Inorganics	mg/kg	1.3	5/18/1988-6/1/1988
B7-1	Chloride	Inorganics	mg/kg	30	5/18/1988-6/1/1988
B7-1	Cyanide, free	Inorganics	mg/kg	0.2	U 5/18/1988-6/1/1988
B7-1	Cyanide, total	Inorganics	mg/kg	0.1	U 5/18/1988-6/1/1988
B7-1	Nitrate+nitrite-nitrogen	Inorganics	mg/kg	2	U 5/18/1988-6/1/1988
B7-1	Sulfate	Inorganics	mg/kg	1890	5/18/1988-6/1/1988
B7-1	Sulfide	Inorganics	mg/kg	1	U 5/18/1988-6/1/1988
B7-1	Aluminum	Metals, total	mg/kg	13100	5/18/1988-6/1/1988
B7-1	Antimony	Metals, total	mg/kg	11	5/18/1988-6/1/1988
B7-1	Arsenic	Metals, total	mg/kg	1.7	5/18/1988-6/1/1988
B7-1	Barium	Metals, total	mg/kg	240	5/18/1988-6/1/1988
B7-1	Beryllium	Metals, total	mg/kg	3.2	5/18/1988-6/1/1988
B7-1	Cadmium	Metals, total	mg/kg	6.5	5/18/1988-6/1/1988
B7-1	Calcium	Metals, total	mg/kg	149000	5/18/1988-6/1/1988
B7-1	Chromium, hexavalent	Metals, total	mg/kg	1	U 5/18/1988-6/1/1988
B7-1	Chromium, total	Metals, total	mg/kg	260	5/18/1988-6/1/1988

Parcel A11 Historical County Lands Investigation Data
Former Sparrows Point Steel Mill
Sparrows Point, Maryland

Sample ID	Chemical Analyte	Parameter Type	Units	Result	Sample Date
B7-1	Cobalt	Metals, total	mg/kg	4.2	5/18/1988-6/1/1988
B7-1	Copper	Metals, total	mg/kg	31	5/18/1988-6/1/1988
B7-1	Iron	Metals, total	mg/kg	41000	5/18/1988-6/1/1988
B7-1	Lead	Metals, total	mg/kg	90	5/18/1988-6/1/1988
B7-1	Magnesium	Metals, total	mg/kg	40000	5/18/1988-6/1/1988
B7-1	Manganese	Metals, total	mg/kg	5400	5/18/1988-6/1/1988
B7-1	Mercury	Metals, total	mg/kg	0.08	5/18/1988-6/1/1988
B7-1	Nickel	Metals, total	mg/kg	11	5/18/1988-6/1/1988
B7-1	Potassium	Metals, total	mg/kg	1340	5/18/1988-6/1/1988
B7-1	Selenium	Metals, total	mg/kg	0.5	5/18/1988-6/1/1988
B7-1	Silver	Metals, total	mg/kg	0.3	5/18/1988-6/1/1988
B7-1	Sodium	Metals, total	mg/kg	1000	5/18/1988-6/1/1988
B7-1	Thallium	Metals, total	mg/kg	0.05	U 5/18/1988-6/1/1988
B7-1	Vanadium	Metals, total	mg/kg	400	5/18/1988-6/1/1988
B7-1	Zinc	Metals, total	mg/kg	320	5/18/1988-6/1/1988
B7-1	Arsenic	TCLP	mg/L	0.8	U 5/18/1988-6/1/1988
B7-1	Barium	TCLP	mg/L	0.76	5/18/1988-6/1/1988
B7-1	Cadmium	TCLP	mg/L	0.01	5/18/1988-6/1/1988
B7-1	Calcium	TCLP	mg/L	1480	5/18/1988-6/1/1988
B7-1	Chromium, total	TCLP	mg/L	0.15	5/18/1988-6/1/1988
B7-1	Iron	TCLP	mg/L	130	5/18/1988-6/1/1988
B7-1	Lead	TCLP	mg/L	0.6	U 5/18/1988-6/1/1988
B7-1	Magnesium	TCLP	mg/L	290	5/18/1988-6/1/1988
B7-1	Mercury	TCLP	mg/L	0.0003	U 5/18/1988-6/1/1988
B7-1	Selenium	TCLP	mg/L	0.9	5/18/1988-6/1/1988
B7-1	Silver	TCLP	mg/L	0.1	U 5/18/1988-6/1/1988
B8-1	Corrosivity	Bulk Characteristics	pH units	9.6	5/18/1988-6/1/1988
B8-1	Ignitability	Bulk Characteristics	C	>60	5/18/1988-6/1/1988
B8-1	Reactivity	Bulk Characteristics	-	N	5/18/1988-6/1/1988
B8-1	Ammonia-nitrogen	Inorganics	mg/kg	0.3	5/18/1988-6/1/1988
B8-1	Chloride	Inorganics	mg/kg	90	5/18/1988-6/1/1988
B8-1	Cyanide, free	Inorganics	mg/kg	0.2	U 5/18/1988-6/1/1988
B8-1	Cyanide, total	Inorganics	mg/kg	0.1	U 5/18/1988-6/1/1988
B8-1	Nitrate+nitrite-nitrogen	Inorganics	mg/kg	2.4	5/18/1988-6/1/1988
B8-1	Sulfate	Inorganics	mg/kg	1540	5/18/1988-6/1/1988
B8-1	Sulfide	Inorganics	mg/kg	1	U 5/18/1988-6/1/1988
B8-1	Aluminum	Metals, total	mg/kg	30000	5/18/1988-6/1/1988
B8-1	Antimony	Metals, total	mg/kg	18	5/18/1988-6/1/1988
B8-1	Arsenic	Metals, total	mg/kg	2.1	5/18/1988-6/1/1988
B8-1	Barium	Metals, total	mg/kg	400	5/18/1988-6/1/1988
B8-1	Beryllium	Metals, total	mg/kg	3.4	5/18/1988-6/1/1988
B8-1	Cadmium	Metals, total	mg/kg	8.1	5/18/1988-6/1/1988
B8-1	Calcium	Metals, total	mg/kg	171000	5/18/1988-6/1/1988
B8-1	Chromium, hexavalent	Metals, total	mg/kg	1	U 5/18/1988-6/1/1988
B8-1	Chromium, total	Metals, total	mg/kg	250	5/18/1988-6/1/1988
B8-1	Cobalt	Metals, total	mg/kg	7.2	5/18/1988-6/1/1988
B8-1	Copper	Metals, total	mg/kg	380	5/18/1988-6/1/1988
B8-1	Iron	Metals, total	mg/kg	34000	5/18/1988-6/1/1988
B8-1	Lead	Metals, total	mg/kg	170	5/18/1988-6/1/1988
B8-1	Magnesium	Metals, total	mg/kg	50000	5/18/1988-6/1/1988
B8-1	Manganese	Metals, total	mg/kg	5500	5/18/1988-6/1/1988
B8-1	Mercury	Metals, total	mg/kg	0.34	5/18/1988-6/1/1988

Parcel A11 Historical County Lands Investigation Data
Former Sparrows Point Steel Mill
Sparrows Point, Maryland

Sample ID	Chemical Analyte	Parameter Type	Units	Result	Sample Date
B8-1	Nickel	Metals, total	mg/kg	19	5/18/1988-6/1/1988
B8-1	Potassium	Metals, total	mg/kg	1530	5/18/1988-6/1/1988
B8-1	Selenium	Metals, total	mg/kg	0.8	5/18/1988-6/1/1988
B8-1	Silver	Metals, total	mg/kg	0.22	5/18/1988-6/1/1988
B8-1	Sodium	Metals, total	mg/kg	1400	5/18/1988-6/1/1988
B8-1	Thallium	Metals, total	mg/kg	0.04	U 5/18/1988-6/1/1988
B8-1	Vanadium	Metals, total	mg/kg	150	5/18/1988-6/1/1988
B8-1	Zinc	Metals, total	mg/kg	360	5/18/1988-6/1/1988
B8-1	Arsenic	TCLP	mg/L	0.8	U 5/18/1988-6/1/1988
B8-1	Barium	TCLP	mg/L	0.93	5/18/1988-6/1/1988
B8-1	Cadmium	TCLP	mg/L	0.005	U 5/18/1988-6/1/1988
B8-1	Calcium	TCLP	mg/L	1420	5/18/1988-6/1/1988
B8-1	Chromium, total	TCLP	mg/L	0.24	5/18/1988-6/1/1988
B8-1	Iron	TCLP	mg/L	260	5/18/1988-6/1/1988
B8-1	Lead	TCLP	mg/L	0.6	U 5/18/1988-6/1/1988
B8-1	Magnesium	TCLP	mg/L	230	5/18/1988-6/1/1988
B8-1	Mercury	TCLP	mg/L	0.0003	U 5/18/1988-6/1/1988
B8-1	Selenium	TCLP	mg/L	0.7	5/18/1988-6/1/1988
B8-1	Silver	TCLP	mg/L	0.1	U 5/18/1988-6/1/1988
B9-1	Corrosivity	Bulk Characteristics	pH units	8.7	5/18/1988-6/1/1988
B9-1	Ignitability	Bulk Characteristics	C	>60	5/18/1988-6/1/1988
B9-1	Reactivity	Bulk Characteristics	-	N	5/18/1988-6/1/1988
B9-1	Ammonia-nitrogen	Inorganics	mg/kg	0.7	5/18/1988-6/1/1988
B9-1	Chloride	Inorganics	mg/kg	20	5/18/1988-6/1/1988
B9-1	Cyanide, free	Inorganics	mg/kg	0.2	U 5/18/1988-6/1/1988
B9-1	Cyanide, total	Inorganics	mg/kg	0.3	5/18/1988-6/1/1988
B9-1	Nitrate+nitrite-nitrogen	Inorganics	mg/kg	3.1	5/18/1988-6/1/1988
B9-1	Sulfate	Inorganics	mg/kg	1600	5/18/1988-6/1/1988
B9-1	Sulfide	Inorganics	mg/kg	1	U 5/18/1988-6/1/1988
B9-1	Aluminum	Metals, total	mg/kg	7300	5/18/1988-6/1/1988
B9-1	Antimony	Metals, total	mg/kg	8	5/18/1988-6/1/1988
B9-1	Arsenic	Metals, total	mg/kg	4.5	5/18/1988-6/1/1988
B9-1	Barium	Metals, total	mg/kg	85	5/18/1988-6/1/1988
B9-1	Beryllium	Metals, total	mg/kg	7.6	5/18/1988-6/1/1988
B9-1	Cadmium	Metals, total	mg/kg	6.3	5/18/1988-6/1/1988
B9-1	Calcium	Metals, total	mg/kg	92000	5/18/1988-6/1/1988
B9-1	Chromium, hexavalent	Metals, total	mg/kg	1	U 5/18/1988-6/1/1988
B9-1	Chromium, total	Metals, total	mg/kg	71	5/18/1988-6/1/1988
B9-1	Cobalt	Metals, total	mg/kg	7.6	5/18/1988-6/1/1988
B9-1	Copper	Metals, total	mg/kg	49	5/18/1988-6/1/1988
B9-1	Iron	Metals, total	mg/kg	68000	5/18/1988-6/1/1988
B9-1	Lead	Metals, total	mg/kg	140	5/18/1988-6/1/1988
B9-1	Magnesium	Metals, total	mg/kg	28000	5/18/1988-6/1/1988
B9-1	Manganese	Metals, total	mg/kg	2200	5/18/1988-6/1/1988
B9-1	Mercury	Metals, total	mg/kg	1.12	5/18/1988-6/1/1988
B9-1	Nickel	Metals, total	mg/kg	23	5/18/1988-6/1/1988
B9-1	Potassium	Metals, total	mg/kg	850	5/18/1988-6/1/1988
B9-1	Selenium	Metals, total	mg/kg	0.1	5/18/1988-6/1/1988
B9-1	Silver	Metals, total	mg/kg	0.32	5/18/1988-6/1/1988
B9-1	Sodium	Metals, total	mg/kg	500	5/18/1988-6/1/1988
B9-1	Thallium	Metals, total	mg/kg	0.16	5/18/1988-6/1/1988
B9-1	Vanadium	Metals, total	mg/kg	340	5/18/1988-6/1/1988

Parcel A11 Historical County Lands Investigation Data
Former Sparrows Point Steel Mill
Sparrows Point, Maryland

Sample ID	Chemical Analyte	Parameter Type	Units	Result	Sample Date
B9-1	Zinc	Metals, total	mg/kg	2100	5/18/1988-6/1/1988
B9-1	Arsenic	TCLP	mg/L	0.8	U 5/18/1988-6/1/1988
B9-1	Barium	TCLP	mg/L	1	5/18/1988-6/1/1988
B9-1	Cadmium	TCLP	mg/L	0.005	U 5/18/1988-6/1/1988
B9-1	Calcium	TCLP	mg/L	1330	5/18/1988-6/1/1988
B9-1	Chromium, total	TCLP	mg/L	0.06	5/18/1988-6/1/1988
B9-1	Iron	TCLP	mg/L	48	5/18/1988-6/1/1988
B9-1	Lead	TCLP	mg/L	0.6	U 5/18/1988-6/1/1988
B9-1	Magnesium	TCLP	mg/L	160	5/18/1988-6/1/1988
B9-1	Mercury	TCLP	mg/L	0.0003	U 5/18/1988-6/1/1988
B9-1	Selenium	TCLP	mg/L	1.1	5/18/1988-6/1/1988
B9-1	Silver	TCLP	mg/L	0.1	U 5/18/1988-6/1/1988
B9-2	Corrosivity	Bulk Characteristics	pH units	9.21	5/18/1988-6/1/1988
B9-2	Ignitability	Bulk Characteristics	C	>60	5/18/1988-6/1/1988
B9-2	Reactivity	Bulk Characteristics	-	N	5/18/1988-6/1/1988
B9-2	Ammonia-nitrogen	Inorganics	mg/kg	0.4	5/18/1988-6/1/1988
B9-2	Chloride	Inorganics	mg/kg	10	U 5/18/1988-6/1/1988
B9-2	Cyanide, free	Inorganics	mg/kg	0.2	U 5/18/1988-6/1/1988
B9-2	Cyanide, total	Inorganics	mg/kg	0.1	U 5/18/1988-6/1/1988
B9-2	Nitrate+nitrite-nitrogen	Inorganics	mg/kg	2.4	5/18/1988-6/1/1988
B9-2	Sulfate	Inorganics	mg/kg	5300	5/18/1988-6/1/1988
B9-2	Sulfide	Inorganics	mg/kg	1	U 5/18/1988-6/1/1988
B9-2	Aluminum	Metals, total	mg/kg	750	5/18/1988-6/1/1988
B9-2	Antimony	Metals, total	mg/kg	3.7	5/18/1988-6/1/1988
B9-2	Arsenic	Metals, total	mg/kg	7.5	5/18/1988-6/1/1988
B9-2	Barium	Metals, total	mg/kg	140	5/18/1988-6/1/1988
B9-2	Beryllium	Metals, total	mg/kg	0.38	5/18/1988-6/1/1988
B9-2	Cadmium	Metals, total	mg/kg	49	5/18/1988-6/1/1988
B9-2	Calcium	Metals, total	mg/kg	7100	5/18/1988-6/1/1988
B9-2	Chromium, hexavalent	Metals, total	mg/kg	1	U 5/18/1988-6/1/1988
B9-2	Chromium, total	Metals, total	mg/kg	170	5/18/1988-6/1/1988
B9-2	Cobalt	Metals, total	mg/kg	20	5/18/1988-6/1/1988
B9-2	Copper	Metals, total	mg/kg	270	5/18/1988-6/1/1988
B9-2	Iron	Metals, total	mg/kg	110000	5/18/1988-6/1/1988
B9-2	Lead	Metals, total	mg/kg	2500	5/18/1988-6/1/1988
B9-2	Magnesium	Metals, total	mg/kg	2500	5/18/1988-6/1/1988
B9-2	Manganese	Metals, total	mg/kg	840	5/18/1988-6/1/1988
B9-2	Mercury	Metals, total	mg/kg	0.04	U 5/18/1988-6/1/1988
B9-2	Nickel	Metals, total	mg/kg	39	5/18/1988-6/1/1988
B9-2	Potassium	Metals, total	mg/kg	150	5/18/1988-6/1/1988
B9-2	Selenium	Metals, total	mg/kg	0.1	U 5/18/1988-6/1/1988
B9-2	Silver	Metals, total	mg/kg	8.3	5/18/1988-6/1/1988
B9-2	Sodium	Metals, total	mg/kg	230	5/18/1988-6/1/1988
B9-2	Thallium	Metals, total	mg/kg	0.25	5/18/1988-6/1/1988
B9-2	Vanadium	Metals, total	mg/kg	87	5/18/1988-6/1/1988
B9-2	Zinc	Metals, total	mg/kg	6700	5/18/1988-6/1/1988
B9-2	Arsenic	TCLP	mg/L	0.8	U 5/18/1988-6/1/1988
B9-2	Barium	TCLP	mg/L	0.46	5/18/1988-6/1/1988
B9-2	Cadmium	TCLP	mg/L	0.78	5/18/1988-6/1/1988
B9-2	Calcium	TCLP	mg/L	155	5/18/1988-6/1/1988
B9-2	Chromium, total	TCLP	mg/L	0.02	5/18/1988-6/1/1988
B9-2	Iron	TCLP	mg/L	42	5/18/1988-6/1/1988

Parcel A11 Historical County Lands Investigation Data
Former Sparrows Point Steel Mill
Sparrows Point, Maryland

Sample ID	Chemical Analyte	Parameter Type	Units	Result	Sample Date
B9-2	Lead	TCLP	mg/L	7.7	5/18/1988-6/1/1988
B9-2	Magnesium	TCLP	mg/L	41	5/18/1988-6/1/1988
B9-2	Mercury	TCLP	mg/L	0.0003	U 5/18/1988-6/1/1988
B9-2	Selenium	TCLP	mg/L	0.4	U 5/18/1988-6/1/1988
B9-2	Silver	TCLP	mg/L	0.1	U 5/18/1988-6/1/1988
W-1	Corrosivity	Bulk Characteristics	pH units	4.51	5/18/1988-6/1/1988
W-1	Ignitability	Bulk Characteristics	C	>60	5/18/1988-6/1/1988
W-1	Reactivity	Bulk Characteristics	-	N	5/18/1988-6/1/1988
W-1	Ammonia-nitrogen	Inorganics	mg/kg	0.2	U 5/18/1988-6/1/1988
W-1	Chloride	Inorganics	mg/kg	30	5/18/1988-6/1/1988
W-1	Cyanide, free	Inorganics	mg/kg	0.2	U 5/18/1988-6/1/1988
W-1	Cyanide, total	Inorganics	mg/kg	0.1	U 5/18/1988-6/1/1988
W-1	Nitrate+nitrite-nitrogen	Inorganics	mg/kg	2	U 5/18/1988-6/1/1988
W-1	Sulfate	Inorganics	mg/kg	200	5/18/1988-6/1/1988
W-1	Sulfide	Inorganics	mg/kg	0.8	5/18/1988-6/1/1988
W-1	Aluminum	Metals, total	mg/kg	8500	5/18/1988-6/1/1988
W-1	Antimony	Metals, total	mg/kg	0.1	U 5/18/1988-6/1/1988
W-1	Arsenic	Metals, total	mg/kg	1.5	5/18/1988-6/1/1988
W-1	Barium	Metals, total	mg/kg	72	5/18/1988-6/1/1988
W-1	Beryllium	Metals, total	mg/kg	0.5	5/18/1988-6/1/1988
W-1	Cadmium	Metals, total	mg/kg	1.3	5/18/1988-6/1/1988
W-1	Calcium	Metals, total	mg/kg	740	5/18/1988-6/1/1988
W-1	Chromium, hexavalent	Metals, total	mg/kg	0.2	U 5/18/1988-6/1/1988
W-1	Chromium, total	Metals, total	mg/kg	450	5/18/1988-6/1/1988
W-1	Cobalt	Metals, total	mg/kg	6.9	5/18/1988-6/1/1988
W-1	Copper	Metals, total	mg/kg	14	5/18/1988-6/1/1988
W-1	Iron	Metals, total	mg/kg	3100	5/18/1988-6/1/1988
W-1	Lead	Metals, total	mg/kg	24	5/18/1988-6/1/1988
W-1	Magnesium	Metals, total	mg/kg	1100	5/18/1988-6/1/1988
W-1	Manganese	Metals, total	mg/kg	580	5/18/1988-6/1/1988
W-1	Mercury	Metals, total	mg/kg	0.15	5/18/1988-6/1/1988
W-1	Nickel	Metals, total	mg/kg	330	5/18/1988-6/1/1988
W-1	Potassium	Metals, total	mg/kg	340	5/18/1988-6/1/1988
W-1	Selenium	Metals, total	mg/kg	0.2	5/18/1988-6/1/1988
W-1	Silver	Metals, total	mg/kg	0.09	5/18/1988-6/1/1988
W-1	Sodium	Metals, total	mg/kg	110	5/18/1988-6/1/1988
W-1	Thallium	Metals, total	mg/kg	0.001	5/18/1988-6/1/1988
W-1	Vanadium	Metals, total	mg/kg	29	5/18/1988-6/1/1988
W-1	Zinc	Metals, total	mg/kg	26	5/18/1988-6/1/1988
W-1	Arsenic	TCLP	mg/L	0.8	U 5/18/1988-6/1/1988
W-1	Barium	TCLP	mg/L	0.53	5/18/1988-6/1/1988
W-1	Cadmium	TCLP	mg/L	0.005	U 5/18/1988-6/1/1988
W-1	Calcium	TCLP	mg/L	15	5/18/1988-6/1/1988
W-1	Chromium, total	TCLP	mg/L	0.01	5/18/1988-6/1/1988
W-1	Iron	TCLP	mg/L	0.04	5/18/1988-6/1/1988
W-1	Lead	TCLP	mg/L	0.6	U 5/18/1988-6/1/1988
W-1	Magnesium	TCLP	mg/L	4.7	5/18/1988-6/1/1988
W-1	Mercury	TCLP	mg/L	0.0003	U 5/18/1988-6/1/1988
W-1	Selenium	TCLP	mg/L	0.4	U 5/18/1988-6/1/1988
W-1	Silver	TCLP	mg/L	0.1	U 5/18/1988-6/1/1988
W2-1	Corrosivity	Bulk Characteristics	pH units	9.98	5/18/1988-6/1/1988
W2-1	Ignitability	Bulk Characteristics	C	>60	5/18/1988-6/1/1988

Parcel A11 Historical County Lands Investigation Data
Former Sparrows Point Steel Mill
Sparrows Point, Maryland

Sample ID	Chemical Analyte	Parameter Type	Units	Result	Sample Date
W2-1	Reactivity	Bulk Characteristics	-	N	5/18/1988-6/1/1988
W2-1	Ammonia-nitrogen	Inorganics	mg/kg	7.4	5/18/1988-6/1/1988
W2-1	Chloride	Inorganics	mg/kg	20	5/18/1988-6/1/1988
W2-1	Cyanide, free	Inorganics	mg/kg	0.2	U 5/18/1988-6/1/1988
W2-1	Cyanide, total	Inorganics	mg/kg	0.1	U 5/18/1988-6/1/1988
W2-1	Nitrate+nitrite-nitrogen	Inorganics	mg/kg	2	U 5/18/1988-6/1/1988
W2-1	Sulfate	Inorganics	mg/kg	160	5/18/1988-6/1/1988
W2-1	Sulfide	Inorganics	mg/kg	18	5/18/1988-6/1/1988
W2-1	Aluminum	Metals, total	mg/kg	13700	5/18/1988-6/1/1988
W2-1	Antimony	Metals, total	mg/kg	0.1	U 5/18/1988-6/1/1988
W2-1	Arsenic	Metals, total	mg/kg	39	5/18/1988-6/1/1988
W2-1	Barium	Metals, total	mg/kg	150	5/18/1988-6/1/1988
W2-1	Beryllium	Metals, total	mg/kg	1.9	5/18/1988-6/1/1988
W2-1	Cadmium	Metals, total	mg/kg	10	5/18/1988-6/1/1988
W2-1	Calcium	Metals, total	mg/kg	51000	5/18/1988-6/1/1988
W2-1	Chromium, hexavalent	Metals, total	mg/kg	0.2	U 5/18/1988-6/1/1988
W2-1	Chromium, total	Metals, total	mg/kg	127	5/18/1988-6/1/1988
W2-1	Cobalt	Metals, total	mg/kg	7	5/18/1988-6/1/1988
W2-1	Copper	Metals, total	mg/kg	430	5/18/1988-6/1/1988
W2-1	Iron	Metals, total	mg/kg	2700	5/18/1988-6/1/1988
W2-1	Lead	Metals, total	mg/kg	190	5/18/1988-6/1/1988
W2-1	Magnesium	Metals, total	mg/kg	13000	5/18/1988-6/1/1988
W2-1	Manganese	Metals, total	mg/kg	3100	5/18/1988-6/1/1988
W2-1	Mercury	Metals, total	mg/kg	0.37	5/18/1988-6/1/1988
W2-1	Nickel	Metals, total	mg/kg	29	5/18/1988-6/1/1988
W2-1	Potassium	Metals, total	mg/kg	960	5/18/1988-6/1/1988
W2-1	Selenium	Metals, total	mg/kg	0.1	5/18/1988-6/1/1988
W2-1	Silver	Metals, total	mg/kg	0.22	5/18/1988-6/1/1988
W2-1	Sodium	Metals, total	mg/kg	590	5/18/1988-6/1/1988
W2-1	Thallium	Metals, total	mg/kg	0.08	5/18/1988-6/1/1988
W2-1	Vanadium	Metals, total	mg/kg	230	5/18/1988-6/1/1988
W2-1	Zinc	Metals, total	mg/kg	1400	5/18/1988-6/1/1988
W2-1	Arsenic	TCLP	mg/L	0.8	U 5/18/1988-6/1/1988
W2-1	Barium	TCLP	mg/L	0.85	5/18/1988-6/1/1988
W2-1	Cadmium	TCLP	mg/L	0.007	5/18/1988-6/1/1988
W2-1	Calcium	TCLP	mg/L	670	5/18/1988-6/1/1988
W2-1	Chromium, total	TCLP	mg/L	0.01	U 5/18/1988-6/1/1988
W2-1	Iron	TCLP	mg/L	58	5/18/1988-6/1/1988
W2-1	Lead	TCLP	mg/L	0.6	U 5/18/1988-6/1/1988
W2-1	Magnesium	TCLP	mg/L	48	5/18/1988-6/1/1988
W2-1	Mercury	TCLP	mg/L	0.0003	U 5/18/1988-6/1/1988
W2-1	Selenium	TCLP	mg/L	1.2	5/18/1988-6/1/1988
W2-1	Silver	TCLP	mg/L	0.1	U 5/18/1988-6/1/1988
W3-1	Corrosivity	Bulk Characteristics	pH units	7.92	5/18/1988-6/1/1988
W3-1	Ignitability	Bulk Characteristics	C	>60	5/18/1988-6/1/1988
W3-1	Reactivity	Bulk Characteristics	-	N	5/18/1988-6/1/1988
W3-1	Ammonia-nitrogen	Inorganics	mg/kg	15.3	5/18/1988-6/1/1988
W3-1	Chloride	Inorganics	mg/kg	30	5/18/1988-6/1/1988
W3-1	Cyanide, free	Inorganics	mg/kg	0.2	U 5/18/1988-6/1/1988
W3-1	Cyanide, total	Inorganics	mg/kg	0.1	U 5/18/1988-6/1/1988
W3-1	Nitrate+nitrite-nitrogen	Inorganics	mg/kg	4	5/18/1988-6/1/1988
W3-1	Sulfate	Inorganics	mg/kg	20	U 5/18/1988-6/1/1988

Parcel A11 Historical County Lands Investigation Data
Former Sparrows Point Steel Mill
Sparrows Point, Maryland

Sample ID	Chemical Analyte	Parameter Type	Units	Result	Sample Date
W3-1	Sulfide	Inorganics	mg/kg	0.8	5/18/1988-6/1/1988
W3-1	Aluminum	Metals, total	mg/kg	6600	5/18/1988-6/1/1988
W3-1	Antimony	Metals, total	mg/kg	0.1	U 5/18/1988-6/1/1988
W3-1	Arsenic	Metals, total	mg/kg	1.5	5/18/1988-6/1/1988
W3-1	Barium	Metals, total	mg/kg	42	5/18/1988-6/1/1988
W3-1	Beryllium	Metals, total	mg/kg	0.9	5/18/1988-6/1/1988
W3-1	Cadmium	Metals, total	mg/kg	2.2	5/18/1988-6/1/1988
W3-1	Calcium	Metals, total	mg/kg	4500	5/18/1988-6/1/1988
W3-1	Chromium, hexavalent	Metals, total	mg/kg	0.2	U 5/18/1988-6/1/1988
W3-1	Chromium, total	Metals, total	mg/kg	58	5/18/1988-6/1/1988
W3-1	Cobalt	Metals, total	mg/kg	4	5/18/1988-6/1/1988
W3-1	Copper	Metals, total	mg/kg	9	5/18/1988-6/1/1988
W3-1	Iron	Metals, total	mg/kg	13200	5/18/1988-6/1/1988
W3-1	Lead	Metals, total	mg/kg	24	5/18/1988-6/1/1988
W3-1	Magnesium	Metals, total	mg/kg	2200	5/18/1988-6/1/1988
W3-1	Manganese	Metals, total	mg/kg	710	5/18/1988-6/1/1988
W3-1	Mercury	Metals, total	mg/kg	0.12	5/18/1988-6/1/1988
W3-1	Nickel	Metals, total	mg/kg	16	5/18/1988-6/1/1988
W3-1	Potassium	Metals, total	mg/kg	360	5/18/1988-6/1/1988
W3-1	Selenium	Metals, total	mg/kg	0.1	U 5/18/1988-6/1/1988
W3-1	Silver	Metals, total	mg/kg	0.04	5/18/1988-6/1/1988
W3-1	Sodium	Metals, total	mg/kg	150	5/18/1988-6/1/1988
W3-1	Thallium	Metals, total	mg/kg	0.08	5/18/1988-6/1/1988
W3-1	Vanadium	Metals, total	mg/kg	130	5/18/1988-6/1/1988
W3-1	Zinc	Metals, total	mg/kg	130	5/18/1988-6/1/1988
W3-1	Arsenic	TCLP	mg/L	0.8	U 5/18/1988-6/1/1988
W3-1	Barium	TCLP	mg/L	0.76	5/18/1988-6/1/1988
W3-1	Cadmium	TCLP	mg/L	0.005	U 5/18/1988-6/1/1988
W3-1	Calcium	TCLP	mg/L	76	5/18/1988-6/1/1988
W3-1	Chromium, total	TCLP	mg/L	0.01	U 5/18/1988-6/1/1988
W3-1	Iron	TCLP	mg/L	27	5/18/1988-6/1/1988
W3-1	Lead	TCLP	mg/L	0.6	U 5/18/1988-6/1/1988
W3-1	Magnesium	TCLP	mg/L	18	5/18/1988-6/1/1988
W3-1	Mercury	TCLP	mg/L	0.0003	U 5/18/1988-6/1/1988
W3-1	Selenium	TCLP	mg/L	0.4	U 5/18/1988-6/1/1988
W3-1	Silver	TCLP	mg/L	0.1	U 5/18/1988-6/1/1988
W4-1	Corrosivity	Bulk Characteristics	pH units	7.88	5/18/1988-6/1/1988
W4-1	Ignitability	Bulk Characteristics	C	>60	5/18/1988-6/1/1988
W4-1	Reactivity	Bulk Characteristics	-	N	5/18/1988-6/1/1988
W4-1	Ammonia-nitrogen	Inorganics	mg/kg	2.2	5/18/1988-6/1/1988
W4-1	Chloride	Inorganics	mg/kg	10	U 5/18/1988-6/1/1988
W4-1	Cyanide, free	Inorganics	mg/kg	0.2	U 5/18/1988-6/1/1988
W4-1	Cyanide, total	Inorganics	mg/kg	0.1	U 5/18/1988-6/1/1988
W4-1	Nitrate+nitrite-nitrogen	Inorganics	mg/kg	4	5/18/1988-6/1/1988
W4-1	Sulfate	Inorganics	mg/kg	840	5/18/1988-6/1/1988
W4-1	Sulfide	Inorganics	mg/kg	1.2	5/18/1988-6/1/1988
W4-1	Aluminum	Metals, total	mg/kg	15800	5/18/1988-6/1/1988
W4-1	Antimony	Metals, total	mg/kg	0.1	U 5/18/1988-6/1/1988
W4-1	Arsenic	Metals, total	mg/kg	2.3	5/18/1988-6/1/1988
W4-1	Barium	Metals, total	mg/kg	208	5/18/1988-6/1/1988
W4-1	Beryllium	Metals, total	mg/kg	4.7	5/18/1988-6/1/1988
W4-1	Cadmium	Metals, total	mg/kg	5.1	5/18/1988-6/1/1988

Parcel A11 Historical County Lands Investigation Data
Former Sparrows Point Steel Mill
Sparrows Point, Maryland

Sample ID	Chemical Analyte	Parameter Type	Units	Result	Sample Date
W4-1	Calcium	Metals, total	mg/kg	77000	5/18/1988-6/1/1988
W4-1	Chromium, hexavalent	Metals, total	mg/kg	0.2	U 5/18/1988-6/1/1988
W4-1	Chromium, total	Metals, total	mg/kg	1.3	5/18/1988-6/1/1988
W4-1	Cobalt	Metals, total	mg/kg	6.8	5/18/1988-6/1/1988
W4-1	Copper	Metals, total	mg/kg	52	5/18/1988-6/1/1988
W4-1	Iron	Metals, total	mg/kg	23000	5/18/1988-6/1/1988
W4-1	Lead	Metals, total	mg/kg	160	5/18/1988-6/1/1988
W4-1	Magnesium	Metals, total	mg/kg	17000	5/18/1988-6/1/1988
W4-1	Manganese	Metals, total	mg/kg	3500	5/18/1988-6/1/1988
W4-1	Mercury	Metals, total	mg/kg	0.33	5/18/1988-6/1/1988
W4-1	Nickel	Metals, total	mg/kg	12	5/18/1988-6/1/1988
W4-1	Potassium	Metals, total	mg/kg	730	5/18/1988-6/1/1988
W4-1	Selenium	Metals, total	mg/kg	0.1	U 5/18/1988-6/1/1988
W4-1	Silver	Metals, total	mg/kg	0.16	5/18/1988-6/1/1988
W4-1	Sodium	Metals, total	mg/kg	430	5/18/1988-6/1/1988
W4-1	Thallium	Metals, total	mg/kg	0.05	5/18/1988-6/1/1988
W4-1	Vanadium	Metals, total	mg/kg	750	5/18/1988-6/1/1988
W4-1	Zinc	Metals, total	mg/kg	641	5/18/1988-6/1/1988
W4-1	Arsenic	TCLP	mg/L	0.8	U 5/18/1988-6/1/1988
W4-1	Barium	TCLP	mg/L	0.73	5/18/1988-6/1/1988
W4-1	Cadmium	TCLP	mg/L	0.005	U 5/18/1988-6/1/1988
W4-1	Calcium	TCLP	mg/L	860	5/18/1988-6/1/1988
W4-1	Chromium, total	TCLP	mg/L	0.01	U 5/18/1988-6/1/1988
W4-1	Iron	TCLP	mg/L	88	5/18/1988-6/1/1988
W4-1	Lead	TCLP	mg/L	0.6	U 5/18/1988-6/1/1988
W4-1	Magnesium	TCLP	mg/L	110	5/18/1988-6/1/1988
W4-1	Mercury	TCLP	mg/L	0.0003	U 5/18/1988-6/1/1988
W4-1	Selenium	TCLP	mg/L	1.3	5/18/1988-6/1/1988
W4-1	Silver	TCLP	mg/L	0.1	U 5/18/1988-6/1/1988
W5-1	Corrosivity	Bulk Characteristics	pH units	9.8	5/18/1988-6/1/1988
W5-1	Ignitability	Bulk Characteristics	C	>60	5/18/1988-6/1/1988
W5-1	Reactivity	Bulk Characteristics	-	N	5/18/1988-6/1/1988
W5-1	Ammonia-nitrogen	Inorganics	mg/kg	0.7	5/18/1988-6/1/1988
W5-1	Chloride	Inorganics	mg/kg	10	U 5/18/1988-6/1/1988
W5-1	Cyanide, free	Inorganics	mg/kg	0.2	U 5/18/1988-6/1/1988
W5-1	Cyanide, total	Inorganics	mg/kg	0.1	U 5/18/1988-6/1/1988
W5-1	Nitrate+nitrite-nitrogen	Inorganics	mg/kg	2	5/18/1988-6/1/1988
W5-1	Sulfate	Inorganics	mg/kg	250	5/18/1988-6/1/1988
W5-1	Sulfide	Inorganics	mg/kg	2.4	5/18/1988-6/1/1988
W5-1	Aluminum	Metals, total	mg/kg	10500	5/18/1988-6/1/1988
W5-1	Antimony	Metals, total	mg/kg	0.1	U 5/18/1988-6/1/1988
W5-1	Arsenic	Metals, total	mg/kg	2.6	5/18/1988-6/1/1988
W5-1	Barium	Metals, total	mg/kg	94	5/18/1988-6/1/1988
W5-1	Beryllium	Metals, total	mg/kg	2	5/18/1988-6/1/1988
W5-1	Cadmium	Metals, total	mg/kg	11	5/18/1988-6/1/1988
W5-1	Calcium	Metals, total	mg/kg	60000	5/18/1988-6/1/1988
W5-1	Chromium, hexavalent	Metals, total	mg/kg	0.2	U 5/18/1988-6/1/1988
W5-1	Chromium, total	Metals, total	mg/kg	110	5/18/1988-6/1/1988
W5-1	Cobalt	Metals, total	mg/kg	8	5/18/1988-6/1/1988
W5-1	Copper	Metals, total	mg/kg	64	5/18/1988-6/1/1988
W5-1	Iron	Metals, total	mg/kg	510000	5/18/1988-6/1/1988
W5-1	Lead	Metals, total	mg/kg	510	5/18/1988-6/1/1988

Parcel A11 Historical County Lands Investigation Data
Former Sparrows Point Steel Mill
Sparrows Point, Maryland

Sample ID	Chemical Analyte	Parameter Type	Units	Result	Sample Date
W5-1	Magnesium	Metals, total	mg/kg	19000	5/18/1988-6/1/1988
W5-1	Manganese	Metals, total	mg/kg	1800	5/18/1988-6/1/1988
W5-1	Mercury	Metals, total	mg/kg	0.06	U 5/18/1988-6/1/1988
W5-1	Nickel	Metals, total	mg/kg	19	5/18/1988-6/1/1988
W5-1	Potassium	Metals, total	mg/kg	440	5/18/1988-6/1/1988
W5-1	Selenium	Metals, total	mg/kg	0.1	U 5/18/1988-6/1/1988
W5-1	Silver	Metals, total	mg/kg	0.87	5/18/1988-6/1/1988
W5-1	Sodium	Metals, total	mg/kg	350	5/18/1988-6/1/1988
W5-1	Thallium	Metals, total	mg/kg	0.05	5/18/1988-6/1/1988
W5-1	Vanadium	Metals, total	mg/kg	150	5/18/1988-6/1/1988
W5-1	Zinc	Metals, total	mg/kg	2800	5/18/1988-6/1/1988
W5-1	Arsenic	TCLP	mg/L	0.8	U 5/18/1988-6/1/1988
W5-1	Barium	TCLP	mg/L	0.89	5/18/1988-6/1/1988
W5-1	Cadmium	TCLP	mg/L	0.011	5/18/1988-6/1/1988
W5-1	Calcium	TCLP	mg/L	1100	5/18/1988-6/1/1988
W5-1	Chromium, total	TCLP	mg/L	0.07	5/18/1988-6/1/1988
W5-1	Iron	TCLP	mg/L	63	5/18/1988-6/1/1988
W5-1	Lead	TCLP	mg/L	0.6	U 5/18/1988-6/1/1988
W5-1	Magnesium	TCLP	mg/L	210	5/18/1988-6/1/1988
W5-1	Mercury	TCLP	mg/L	0.00043	U 5/18/1988-6/1/1988
W5-1	Selenium	TCLP	mg/L	1.6	5/18/1988-6/1/1988
W5-1	Silver	TCLP	mg/L	0.1	U 5/18/1988-6/1/1988

(b) = Matrix Interference
Highlighted Values Indicate PAL Exceedances

APPENDIX H

Parcel A11 Sampling Plan Summary
Former Sparrows Point Steel Mill
Sparrows Point, Maryland

Table 1 - Soil Samples

Source Area/ Description	REC & Finding/ SWMU/ AOC	Figure or Drawing of Reference	RATIONALE	Number of Locations	Sample Locations	Boring Depth	Sample Depth*	Analytical Parameters: Soil Samples
Contractor Equipment Storage	REC 16, Finding 256	REC Location Map	The contractor equipment storage area was located directly east of Greys Landfill. Based on the DCC Report and past interviews, the area was previously used as a storage area, and may have been historically used to dispose of wastes of unknown types and quantities. Further action was recommended in this area due to the potential for surface and subsurface impacts as a result of the storage/dumping activities.	(see targets below)	(see targets below)	(see targets below)	(see targets below)	(see targets below)
Coal Tar Area	REC 16, Finding 256	County Lands Summary Report	Investigate potential impacts related to the Coal Tar Area in the Contractor Equipment Storage Area (potential leaks or releases).	3	A11-001 through A11-003	Total depth of 20 feet or groundwater.	0-1', 4-5', 9-10' bgs. 4-5' interval may be adjusted in the field based on observations or field screening.	VOC, SVOC, Metals, DRO/GRO, PCBs (0-1')
Blumenthal- Kahn Electric Company	REC 16, Finding 256	Drawing 112489	Investigate potential impacts related to the Blumenthal-Kahn Electric Company Area in the Contractor Equipment Storage Area (potential leaks or releases).	3	A11-004 through A11-006	Total depth of 20 feet or groundwater.	0-1', 4-5', 9-10' bgs. 4-5' interval may be adjusted in the field based on observations or field screening.	VOC, SVOC, Metals, DRO/GRO, PCBs (0-1')
Equipment Cleaning Area	REC 16, Finding 256	Drawing 112489	Investigate potential impacts related to the Equipment Cleaning Area in the Contractor Equipment Storage Area (potential leaks or releases).	5	A11-007 through A11-011	Total depth of 20 feet or groundwater.	0-1', 4-5', 9-10' bgs. 4-5' interval may be adjusted in the field based on observations or field screening.	VOC, SVOC, Metals, DRO/GRO, PCBs (0-1')
Gill Simpson Area	REC 16, Finding 256	Drawing 112489	Investigate potential impacts related to the Gill Simpson Area in the Contractor Equipment Storage Area (potential leaks or releases).	2	A11-012 and A11-013	Total depth of 20 feet or groundwater.	0-1', 4-5', 9-10' bgs. 4-5' interval may be adjusted in the field based on observations or field screening.	VOC, SVOC, Metals, DRO/GRO, PCBs (0-1')
J.B. Eurel Area	REC 16, Finding 256	Drawing 112489	Investigate potential impacts related to the J.B. Eurel Area in the Contractor Equipment Storage Area (potential leaks or releases).	3	A11-014 through A11-016	Total depth of 20 feet or groundwater.	0-1', 4-5', 9-10' bgs. 4-5' interval may be adjusted in the field based on observations or field screening.	VOC, SVOC, Metals, DRO/GRO, PCBs (0-1')
Langenfelder and Son Vehicle Maintenance Area	REC 16, Finding 256	Drawing 112489	Investigate potential impacts related to the Langenfelder and Son Vehicle Maintenance Area in the Contractor Equipment Storage Area (potential leaks or releases).	5	A11-017 through A11-021	Total depth of 20 feet or groundwater.	0-1', 4-5', 9-10' bgs. 4-5' interval may be adjusted in the field based on observations or field screening.	VOC, SVOC, Metals, DRO/GRO, PCBs (0-1')

Parcel A11 Sampling Plan Summary
Former Sparrows Point Steel Mill
Sparrows Point, Maryland

Source Area/ Description	REC & Finding/ SWMU/ AOC	Figure or Drawing of Reference	RATIONALE	Number of Locations	Sample Locations	Boring Depth	Sample Depth*	Analytical Parameters: Soil Samples
Gas Pumps	REC 16, Finding 256	Drawing 112489	Investigate potential impacts related to the gas pumps in the Contractor Equipment Storage Area (potential leaks or releases).	2	A11-022 and A11-023	Total depth of 20 feet or groundwater.	0-1', 4-5', 9-10' bgs. 4-5' interval may be adjusted in the field based on observations or field screening.	VOC, SVOC, Metals, DRO/GRO, PCBs (0-1')
Spare Parts Storage Yard (specific mat targets)		Drawing 125299	Investigate potential impacts related to the storage activities in the spare parts yard (potential leaks or releases).	11	A11-024 through A11-034	Total depth of 20 feet or groundwater.	0-1', 4-5', 9-10' bgs. 4-5' interval may be adjusted in the field based on observations or field screening.	VOC, SVOC, Metals, DRO/GRO, PCBs (0-1')
Trash Transfer Station		DCC Figure	Investigate potential impacts related to the trash transfer station (potential leaks or releases).	2	A11-035 and A11-036	Total depth of 20 feet or groundwater.	0-1', 4-5', 9-10' bgs. 4-5' interval may be adjusted in the field based on observations or field screening.	VOC, SVOC, Metals, DRO/GRO, PCBs (0-1')
Parcel A11 Coverage			Investigate potential impacts related to any historical activities which may have occurred (potential leaks or releases).	11	A11-037 through A11-047	Total depth of 20 feet or groundwater.	0-1', 4-5', 9-10' bgs. 4-5' interval may be adjusted in the field based on observations or field screening.	VOC, SVOC, Metals, DRO/GRO, PCBs (0-1')
Vicinity of 1988 County Lands Borings/Well		County Lands Summary Report	MDE Request. Investigate potential impacts related to historical activities which may have occurred (potential leaks or releases).	3	A11-048 through A11-050	Total depth of 20 feet or groundwater.	0-1', 4-5', 9-10' bgs. 4-5' interval may be adjusted in the field based on observations or field screening.	VOC, SVOC, Metals, DRO/GRO, PCBs (0-1')
Storage Mats		Drawing 125299	MDE Request. Investigate potential impacts related to reported machinery leaking oil, damaged drum leaks, oily patches, and oil spillage (potential leaks or releases).	6	A11-051 through A11-056	Total depth of 20 feet or groundwater.	0-1', 4-5', 9-10' bgs. 4-5' interval may be adjusted in the field based on observations or field screening.	VOC, SVOC, Metals, DRO/GRO, PCBs (0-1')
Vicinity of Existing Monitoring Wells			MDE Request. Investigate potential impacts to soil conditions related to historically elevated groundwater contamination.	2	A11-057 and A11-058	Total depth of 20 feet or groundwater.	0-1', 4-5', 9-10' bgs. 4-5' interval may be adjusted in the field based on observations or field screening.	VOC, SVOC, Metals, DRO/GRO, PCBs (0-1')
Discoloration/De bris Piles		Aerial View	MDE Request. Investigate potential impacts related to apparent debris piles and discoloration.	3	A11-059 through A11-061	Total depth of 20 feet or groundwater.	0-1', 4-5', 9-10' bgs. 4-5' interval may be adjusted in the field based on observations or field screening.	VOC, SVOC, Metals, DRO/GRO, PCBs (0-1')

Parcel A11 Sampling Plan Summary
Former Sparrows Point Steel Mill
Sparrows Point, Maryland

Source Area/ Description	REC & Finding/ SWMU/ AOC	Figure or Drawing of Reference	RATIONALE	Number of Locations	Sample Locations	Boring Depth	Sample Depth*	Analytical Parameters: Soil Samples
Former Exit Road		Aerial View	MDE Request. Investigate potential impacts related to a former exit road adjacent to the Spare Parts Storage Area (potential leaks and releases).	1	A11-062	Total depth of 20 feet or groundwater.	0-1', 4-5', 9-10' bgs. 4-5' interval may be adjusted in the field based on observations or field screening.	VOC, SVOC, Metals, DRO/GRO, PCBs (0-1')
Total:				62				

Soil Borings Sampling Density Requirements (from **Worksheet 17 - Sampling Design and Rationale**)

No Engineered Barrier (71-100 acres): 1 boring per 2.5 acres with no less than 35.

Engineered Barrier (1-15 acres): 0.5 boring per acre with no less than 2.

No Engineered Barrier (99.1 acres) = **40 borings required, 60 proposed**

Engineered Barrier (2.9 acres) = **2 borings required, 2 proposed**

Parking/Roads (2.9 acres)

Buildings (0.1 acres)

VOCs - Volatile Organic Compounds (Target Compound List)

SVOCs - Semivolatile Organic Compounds (Target Compound List)

Metals - (Target Analyte List plus Hexavalent Chromium and Cyanide)

PCBs - Polychlorinated Biphenyls

DRO/GRO - Diesel Range Organics/Gasoline Range Organics

bgs - Below Ground Surface

Parcel A11 Sampling Plan Summary
Former Sparrows Point Steel Mill
Sparrows Point, Maryland

Table 2 - Groundwater Samples

Source Area/ Description	REC & Finding/ SWMU/ AOC	Figure or Drawing of Reference	Condition of Existing Well	Number of Locations	Sample Locations	Boring Depth	Screen Interval	Analytical Parameters: Groundwater Samples†
Contractor Equipment Storage	REC 16, Finding 256	REC Location Map	N/A	2	A11-017 and A11-043	Total depth of 7 feet below water table.	7 feet below water table to 3 feet above water table.	VOC, SVOC, Dissolved Metals*, DRO/GRO
Parcel A11 Coverage			N/A	3	A11-037, A11-042, and A11-046	Total depth of 7 feet below water table.	7 feet below water table to 3 feet above water table.	VOC, SVOC, Dissolved Metals*, DRO/GRO
Existing Shallow ARM Monitoring Wells			Good structural condition. See Appendix E for additional detail.	5	LF-01S, LF-02, LF-03S, LF-04S, and LF-05	15, 20, 15.5, 20, and 17 feet bgs, respectively (historic reported).	Bottom 10 feet of each well.	VOC, SVOC, Dissolved Metals*, DRO/GRO
Existing Site-wide Groundwater Wells			Good structural condition. See Appendix E for additional detail.	1	SG01- PDP000	Total depth of 16 feet bgs (historic reported).	16 to 6 feet bgs (historic reported).	VOC, SVOC, Dissolved Metals*, DRO/GRO
			Total:	11				

Note: Greys Landfill shallow monitoring wells (10) will not be sampled, but will provide analytical data for inclusion in the Parcel A11 report.

†Field measurements include pH, DO, ORP, conductivity, temperature.

*hexavalent chromium and cyanide will also be analyzed

APPENDIX I

Health and Safety Plan

Area A: Parcel A11 Tradepoint Atlantic Sparrows Point, Maryland

Prepared for:
EnviroAnalytics Group
1650 Des Peres Road
Suite 230
Saint Louis, Missouri 63131

Prepared by:
ARM Group Inc.
9175 Guilford Road
Suite 310
Columbia, MD 21046

May 2016

ARM Project 150298M-16

Respectfully submitted,



Eric S. Magdar
Senior Geologist



T. Neil Peters
Vice President

TABLE OF CONTENTS

	<u>Page</u>
1.0 INTRODUCTION.....	1
2.0 GENERAL INFORMATION	2
2.1 Site Description.....	2
2.2 Site Hazards	2
2.3 Utilities.....	3
2.4 Waste Management.....	3
2.5 Site Controls and Security	3
3.0 OPERATING PROCEDURES	4
3.1 Air Monitoring	4
3.2 Personnel Protection	4
3.2.1 Determination of Level of Protection Requirements	4
3.2.2 Dermal Protection	5
3.2.3 Eye Protection.....	5
3.3 Task-Related Personnel Protection	6
3.3.1 Installation of Geoprobe Soil Borings and Piezometers, Soil Logging and Soil Sampling Activities	6
3.3.2 Groundwater Sampling	6
3.4 Explosion Prevention	6
4.0 DECONTAMINATION PROCEDURES.....	8
4.1 Personnel Decontamination Procedures	8
4.2 Equipment Decontamination	8
5.0 EMERGENCY CONTINGENCY INFORMATION.....	10
6.0 ACKNOWLEDGEMENT OF PLAN.....	12

1.0 INTRODUCTION

This Health and Safety Plan (HASP) has been prepared by ARM Group Inc. (ARM) to address personnel health and safety requirements for employees of ARM and its subcontractors to complete a Phase II investigation on a portion of the Tradepoint Atlantic property that has been designated as Parcel A11. The on-site activities shall include the following: installation of soil borings, collection of soil samples, installation and purging of temporary piezometers, and the collection of groundwater samples. ARM will comply with industry-standard health and safety protocol and Occupational Safety and Health Administration (OSHA) 29 CFR 1910.120 to prevent human exposure to volatile organic compounds (VOC), semi-volatile organic compounds (SVOC), petroleum hydrocarbons, polychlorinated biphenyls (PCB) and metals that may be present in site soils and groundwater.

2.0 GENERAL INFORMATION

2.1 Site Description

Parcel A11, which is comprised of 102 acres of the approximately 3,100-acre former plant property, is located off of Sparrows Point Boulevard in Sparrows Point, Maryland. Parcel A11 is one of several parcels that make up a larger area, known as Area A, of the Sparrows Point facility. Area A and its parcels are shown on **Figure 1**.

From the late 1800s until 2012, the Tradepoint Atlantic property was used for the production and manufacturing of steel. Iron and steel production operations and processes at the Site included raw material handling, coke production, sinter production, iron production, steel production, and semi-finished and finished product preparation. In 1970, it was the largest steel facility in the United States, producing hot and cold rolled sheets, coated materials, pipes, plates, and rod and wire. The steel making operations at the facility ceased in fall 2012.

2.2 Site Hazards

The following is a general description of the potential site hazards.

Chemical Hazards:

- VOCs, SVOCs, PCBs, petroleum hydrocarbons, and metals potentially present in soil and groundwater.

Explosive Hazards:

- VOC and petroleum hydrocarbon vapors in boreholes, piezometers and collection containers.

Physical Hazards:

- Slipping/tripping in work area
- Stress/fatigue from heat or cold temperatures
- Traffic
- Driving on steep slopes and/or off-road conditions
- Insect and animal bites
- Hand tools

Mechanical/Electrical Hazards:

- Underground utilities
- Heavy equipment (Geoprobe)
- Noise from heavy equipment operations
- Power tools

2.3 Utilities

Prior to initiating any subsurface investigations, all underground utilities will be cleared using the Miss Utility system. Additionally, EnviroAnalytics Group (EAG) will clear each proposed boring with utility personnel currently working on the property. The ARM staff will be responsible for avoiding any above ground utilities while operating vehicles on the site.

2.4 Waste Management

A small quantity of investigation derived waste (IDW) material will be generated as a result of the planned site work. These wastes could include decontamination fluids, soil cuttings, personal protective equipment (PPE) and disposable sampling equipment. All IDW will be containerized in steel 55-gallon drums for on-site treatment or off-site disposal, pending the receipt of analytical results. Specific procedures associated with the management of the IDW have been established in SOP 005, attached in Appendix A of the EPA approved Quality Assurance Project Plan (QAPP).

2.5 Site Controls and Security

It is the responsibility of ARM staff to keep unauthorized personnel away from the work areas during site work. All equipment used at the site must be secured or taken off-site. Subsurface intrusions should be covered to reduce any hazard that may be posed. Traffic cones, caution tape, physical barriers, or other such means as necessary shall be used to ensure that no unauthorized work area entry occurs.

3.0 OPERATING PROCEDURES

3.1 Air Monitoring

Due to the nature of the site activities and materials potentially present at the site, no vapor hazards are expected. If discernable odors are noted in the breathing zone, then work will be temporarily suspended and air monitoring will be initiated using a PID or explosive gas indicator. If sustained vapor concentrations are measured at or above action levels in the breathing zone, work will immediately cease until such time as appropriate action is established. This action may require the upgrade of PPE or reevaluation of the need to proceed.

3.2 Personnel Protection

Personnel health and safety protection shall follow the guidelines provided by this HASP. Modifications to the HASP may be made by the field supervisor with the approval of the ARM Project Manager on a day-to-day basis as conditions change, based on existing conditions. Any necessary revisions must be fully documented by the field supervisor to include the specifics and rationalizations for the change.

It is anticipated that a modified Level D of personal protection will be appropriate for the anticipated site activities. PPE associated with this designated level of protection (Level D), as established by the USEPA, is listed in a later section. The PPE listed for this level of protection should be available to all personnel.

PPE will be stored in a clean, dry environment prior to its usage. Disposable equipment shall remain, in as much as possible, its original manufacturer's packaging to ensure its integrity. PPE that is assigned to a specific end user is subject to inspection by the supervisor at any time.

3.2.1 Determination of Level of Protection Requirements

The appropriate level of personnel protection must be established on the basis of ambient air monitoring responses. Air monitoring action levels should be consistent with the primary compounds of concern as listed in Table 3-1 (below). Appropriate action should be taken if total organic vapor air concentrations are sustained at a concentration equal to or greater than the PEL listed on Table 3-1.

Table 3-1

Substance	CAS #	OSHA PEL (ppm)	IDLH (ppm)
Benzene	71-43-2	10	500
Toluene	108-88-3	200	500
Ethyl benzene	100-41-4	100	800
Xylenes	1330-20-7	100	900
Naphthalene	91-20-3	10	250
Tetrachloroethylene	127-18-4	100	150
Trichloroethylene	79-01-6	100	1,000

Notes: ppm = parts per million
PEL = Permissible Exposure Limit
IDLH = Immediately Dangerous to Life or Health

This criterion will be applicable to all activities unless specific protection requirement for a certain task are addressed separately. As previously stated, it is anticipated that a modified Level D will be appropriate for the anticipated site activities; which requires a regular worker uniform, steel-toed safety shoes, hardhat, safety glasses and long pants. Level D will be considered the minimum protection level for all work on-site.

Respiratory protection against dust must also be considered during site work. The usage of dust respirators (high efficiency particulate air [HEPA] filters) or NIOSH P100 filter paired with a half-mask respirator will be determined by site conditions and judgment of the field supervisor. Sprinklers may be used to control dust during work activities.

3.2.2 Dermal Protection

In general, dermal protection levels will correspond with the respiratory protection level in use during an activity as described in other sections. For most activities on the site, Level D dermal protection will be adequate. When work tasks are such that a higher level of personal protection is required, dermal protection may be upgraded to coated Tyvek (Saranex) or chemical-resistant rain suit or Tyvek. This determination will be made by the ARM Field Supervisor as required.

Chemical and abrasion-resistant outer gloves and inner chemical-resistant disposable gloves would be required in the work zone to provide adequate protection of hands and assist in preventing transfer of contaminants. As much of the investigation may require handling of possibly contaminated equipment, groundwater, or soil, chemical-resistant gloves should be required for all on-site work with these materials. Various operations, which require dexterity and do not necessitate the abrasion-resistant feature of outer gloves, could be performed with the inner gloves only, at the direction of the ARM Field Supervisor.

3.2.3 Eye Protection

Since many volatile contaminants are capable of penetrating skin tissues, the eyes provide a potential route of entry into the body. Typically, volatile organic vapors will be detected in the air-monitoring program. Dust and air-borne particulates will be monitored visually and nuisance dust standards will be applied. If exceeded, dust masks will be donned. Eye protection, beyond the use of safety glasses, must correspond to the respiratory protection level.

3.3 Task-Related Personnel Protection

At a minimum, all workers are required to wear long pants, steel toed shoes and a sleeved shirt at all times. Additional PPE will be required on a task-specific basis.

3.3.1 Installation of Geoprobe Soil Borings and Piezometers, Soil Logging and Soil Sampling Activities

All personnel should wear the following:

- Long pants and sleeved shirt/vest (high visibility)
- Steel toe safety boots
- Safety glasses with side shields
- Hearing protection
- Chemical resistant gloves

3.3.2 Groundwater Sampling

All personnel should wear the following:

- Long pants and sleeved shirt/vest (high visibility)
- Steel toe safety boots
- Safety glasses with side shields
- Chemical resistant gloves

3.4 Explosion Prevention

Due to the potential presence of flammable materials at the site, the following safety guidelines must be followed to prevent the possibility of explosion:

- a. All monitoring equipment will be intrinsically safe or explosion-proof, if used in areas of possible explosive atmospheres.
- b. A fire extinguisher, first-aid kit, and an eye wash station will be located at the site within a short distance of site work.
- c. Any compressed gas cylinders or bottles will be stored safely as required by the OSHA regulations. In addition, metal barriers must be provided and installed

between oxygen and acetylene bottles, extending above the height of the regulators. At the end of each work shift, regulators shall be removed and replaced with protective caps.

- d. No explosives, whatsoever, shall be used or stored on the premises.
- e. All cleaning fluids or solvents must be stored and transported in OSHA-approved safety containers.
- f. Propane, butane, or other heavier-than-air gases shall not be transported onto or used on-site unless prior approval is obtained in writing from the Project Manager and the Facility Operator.

4.0 DECONTAMINATION PROCEDURES

Decontamination procedures will be used on some field tasks, but not all, completed at the site. All decontamination operations may be performed at the sampling location unless the level of PPE is upgraded. If the level of PPE is upgraded, all decontamination operations will be performed in a central decontamination area and supervised by the ARM Field Supervisor. If necessary, a decontamination corridor will be set up adjacent to the area and equipped with brushes, plastic bags, and drum storage. Disposable outerwear and contaminated disposable equipment will be collected for future disposal. The ARM Field Supervisor would be required to inspect PPE and clothing to determine if decontamination procedures were sufficient to allow passage into the staging area.

The following decontamination facilities, as a minimum, will be provided in the staging area:

- a. Hand washing facilities
- b. First-aid kit
- c. Eye wash station
- d. Fire extinguisher

Proper on-site decontamination procedures, the use of disposable outer clothing, and field wash of hands and face as soon as possible after leaving the decontamination corridor could effectively minimize the opportunity for skin contact with contaminants.

4.1 Personnel Decontamination Procedures

Decontamination procedures should be as follows:

Level D decontamination will consist of:

1. Potable water wash and potable water rinse of boots and outer gloves (if worn).
2. Drum all visibly impacted disposable clothing.
3. Field wash of hands and face.

4.2 Equipment Decontamination

All equipment decontamination will be completed in accordance with the procedures referenced in Worksheet 21—Field SOPs, and Appendix A of the QAPP (SOP No. 016 Equipment Decontamination). The decontamination procedures that will be used during the course of this investigation include Decontamination Area (Section 3.1 of the SOP), Decontamination of

Sampling Equipment (Section 3.5), Decontamination of Measurement Devices & Monitoring Equipment (Section 3.7), Decontamination of Subsurface Drilling Equipment (Section 3.8), and Document and Record Keeping (Section 5).

Level D personnel protection is required during equipment decontamination.

5.0 EMERGENCY CONTINGENCY INFORMATION

Pertinent emergency telephone numbers are listed in Table 5-1. This information must be reviewed by and provided to all personnel prior to site entry.

Table 5-1 Emergency Telephone Numbers	
Facility/Title	Telephone Number
Fire and Police	911
Ambulance	911
James Calenda, EnviroAnalytics Group	(314) 620-3056
Eric Magdar, ARM Manager	Office: (410) 290-7775 Cell: (301) 529-7140
Hospital – Johns Hopkins Bayview	(410) 550-0350

In the event of a fire or explosion, the site will be evacuated immediately and the appropriate emergency response groups notified. In the event of an environmental incident caused by spill or spread of contamination, personnel will attempt to contain the spread of contamination, if possible.

In the event of a personnel injury, emergency first aid would be applied on site by ARM as deemed necessary. The victim should be transported to the local medical facility if needed. The map to the hospital is provided below.

Hospital Route From Sparrows Point

Johns Hopkins Bayview
4940 Eastern Avenue
Baltimore, MD
(410) 550-0350

1. Start out going East on 7th Street.
2. Turn LEFT onto Sparrow Point Road.
3. Travel 1.4 miles and continue onto North Point Boulevard.
4. Travel 0.9 miles and turn slight right to merge onto I-695 North/Baltimore Beltway toward Essex.
5. Travel 3.4 miles and take EXIT 40 for MD-151/N. Pt. Blvd. N toward MD-150/East. Blvd W/Baltimore.
6. Travel 0.5 miles and merge onto MD-151 N/North Point Blvd.
7. Travel 2.0 miles and turn LEFT onto Kane Street.
8. Travel 0.2 miles and turn slight right onto E. Lombard Street.
9. Travel 1.2 miles and turn left onto Bayview Blvd.
10. Make a left at the emergency room of the hospital

