



ARM Group LLC

Engineers and Scientists

April 16, 2020

Ms. Barbara Brown
Project Coordinator
Maryland Department of the Environment
1800 Washington Boulevard
Baltimore, MD 21230

Re: Post-Occupancy Assessment Report
Indoor Air & Soil Gas Sampling
Area A: Sub-Parcel A11-1
Tradepoint Atlantic
Sparrows Point, MD 21219

Dear Ms. Brown:

On March 8, 2020, ARM Group LLC (ARM), on behalf of EnviroAnalytics Group, LLC (EAG), completed the heating season post-occupancy sampling event to evaluate conditions below and within the warehouse facility on Sub-Parcel A11-1 (the Site) of the Tradepoint Atlantic property located on Sparrows Point, Maryland. The post-occupancy assessment included the collection of sub-slab soil gas and indoor air samples to evaluate the potential for vapor intrusion, and to confirm the effectiveness of the vapor barrier and passive sub-slab venting system installed below the warehouse floor. This Post-Occupancy Assessment Report details the findings of the sub-slab soil gas and indoor air sampling event completed in March 2020 following building occupancy.

An initial Building Occupancy Assessment (BOA) was conducted at the warehouse facility prior to occupancy, and the findings were submitted to the Maryland Department of the Environment (MDE) and the United States Environmental Protection Agency (USEPA) within the BOA letter report dated October 18, 2019. The BOA was conducted in accordance with the Sub-Slab Soil Gas & Indoor Air Monitoring Plan dated September 13, 2019 (the Monitoring Plan). The Monitoring Plan was amended by comments received from the USEPA on October 8, 10, and 24, 2019, which are documented in email correspondence between EAG and the USEPA on February 12, 2020. The amendments are reflected in this post-occupancy assessment.

On October 9, 2019, during the initial BOA, leak tests were performed on the four permanent sub-slab soil gas sampling points that had been installed through the floor slab on October 8, 2019. Of the 12 venting pipe monitoring points (installed during the construction of the warehouse facility's passive sub-slab venting system), leak tests were performed on February 12, 2020 for the three

locations that were specified to be sampled by the USEPA. These leak tests are performed to ensure that valid soil gas samples are collected by providing quantitative proof of the integrity of the surface seal. The testing was initiated through the introduction of a gaseous tracer compound (helium) into a shroud which covered the sampling point. While the shroud was inflated, air was purged from the monitoring point using a three-way valve and a syringe. Using the same three-way valve and syringe, a Tedlar bag was then filled with air that was withdrawn from the monitoring point. The air inside of the Tedlar bag was then screened in the field with a hand-held helium meter.

As stated in Field Standard Operating Procedure (SOP) Number 002, if less than 10% of the starting concentration of the tracer gas within the shroud was observed in the Tedlar bag sample, the seal could be considered competent and sampling would continue. During fieldwork, the concentration of helium measured in the Tedlar bag was always less than 10%, and each seal was deemed adequate to proceed.

As documented in the email correspondence between EAG and the USEPA on February 12, 2020, 10 samples were specified to be collected during this initial round of post-occupancy sampling: five sub-slab soil gas samples (two permanent locations and three venting pipe monitoring locations) and five indoor air samples. Sampling at the specified locations was conducted on March 8, 2020. **Figure 1** shows the locations of the completed sub-slab soil gas and indoor air samples. One background sample of outdoor ambient air was also collected for comparison to the indoor air data, the location of which is also shown on **Figure 1**.

All sampling was completed according to the procedures outlined in the Indoor Air Sampling SOP Number 001 and Sub-Slab Soil Gas Sampling SOP Number 002. Prior to sampling sub-slab soil gas, a syringe was attached to the three-way valve installed at each monitoring point, and approximately 180cc of air were purged. After the tubing and probe had been purged of any ambient air, an evacuated stainless-steel Summa canister with a flow restrictor set for an 8-hour intake time was attached to the tubing. The soil gas sample was then collected over a period of 8 hours. Similarly, the indoor air samples (and the outdoor ambient air sample) were collected in a stainless-steel Summa canister over an 8-hour period at a height of 3 to 6 feet above the floor (in the breathing zone). At the completion of the sampling period, the valves of the Summa canisters were closed, and an identification tag was attached to each canister.

Quality assurance and quality control (QA/QC) samples were collected during this study to evaluate field/laboratory variability. As specified in the Monitoring Plan, a blind field duplicate (selected at A11-016-SG) and an equipment blank consisting of “clean” air provided by the laboratory were collected in the field and submitted for analysis. One field blank (outdoor ambient air sample) was taken from the exterior of the warehouse facility in the breathing zone and is indicated on **Figure 1**.



ARM submitted the five sub-slab soil gas samples, five indoor air samples, and QA/QC samples to Pace Analytical Services, Inc. (PACE), via courier and under a completed Chain of Custody, to be analyzed for Volatile Organic Compounds (VOCs) via USEPA Method TO-15. The analytical results were received from PACE on March 18, 2020. The laboratory's Certificate of Analysis is included as **Attachment 1**.

The detected VOC parameters within the soil gas samples are summarized and compared to the Project Action Limits (PALs) in **Table 1**. The PALs, which were established in the property-wide Quality Assurance Project Plan (QAPP), are generally based on the MDE Commercial Tier 1 Target Soil Gas Screening Levels. The table also shows the MDE's updated Commercial Tier 1 Target Soil Gas Screening Levels which were published in May 2019. The detected VOC parameters within the indoor air samples are summarized and compared to the MDE's May 2019 Commercial Indoor Air Screening Levels in **Table 2**. The outdoor air sample results are also presented on this table. The outdoor air sample generally had lower concentrations than the indoor air samples, as expected when compared to the enclosed space of the warehouse. The summary tables include all parameters with at least one detection among the samples, and the complete analytical results can be viewed in the provided laboratory report (**Attachment 1**).

While there were several VOCs detected at low concentrations in the samples, none of the detected concentrations exceeded the applicable PALs or the MDE's updated Commercial Tier 1 Target Soil Gas Screening Levels in any of the samples submitted for analysis. It has been determined that there is no significant risk to commercial workers via the vapor intrusion to indoor air risk pathway, the vapor barrier and passive sub-slab venting system appear to be functioning as designed, and the structure is suitable for continued occupancy. As required by the USEPA, another round of post-occupancy sub-slab soil gas and indoor air sampling will be conducted during the cooling season utilizing the same sample locations.

If you have questions regarding any information covered in this document, please feel free to contact ARM Group LLC at (410) 290-7775.

Respectfully Submitted,
ARM Group LLC



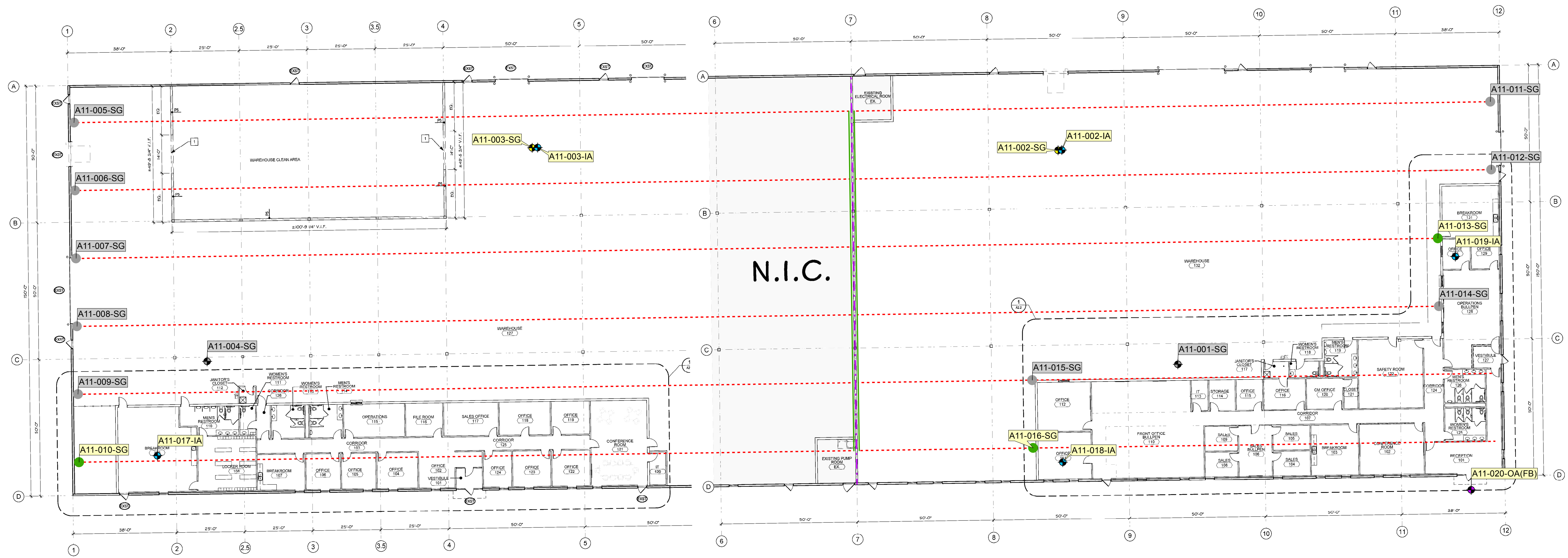
Taylor R. Smith, P.E.
Project Engineer



Eric S. Magdar, P.G.
Vice President



FIGURES



- ◆ Indoor Air Sampling Point
- ◆ Outdoor Air Sampling Point
- ◆ Sub-Slab Vapor Sampling Point
- Venting Pipe Monitoring Point
- ◆ Sub-Slab Vapor Sampling Point (No Sample)
- Venting Pipe Monitoring Point (No Sample)
- Solid Pipe Header and Riser
- Vapor Collection Boundary
- - - Screened Venting Pipe

Sub-Parcel A11-1 - Building Layout Indoor/Outdoor Air & Sub-Slab Soil Gas Samples March 19, 2020		Figure 1
 ARM Group LLC Engineers and Scientists		Tradepoint Atlantic Baltimore County, MD EnviroAnalytics Group ARM Project 20010111

TABLES

**Table 1 - Sub-Parcel A11-1
Summary of VOCs Detected in Soil Gas**

Parameter	Units	PAL	May 2019 MDE SL	A11-002-SG 3/8/2020	A11-003-SG 3/8/2020	A11-010-SG 3/8/2020	A11-013-SG 3/8/2020	A11-016-SG 3/8/2020
Volatile Organic Compounds								
1,1,1-Trichloroethane	µg/m ³	2,200,000	2,200,000	1.6 U	0.77 J	1.7 U	1.7 U	1.5 U
1,2,3-Trimethylbenzene	µg/m ³	2,200	26,400	1 J	1.6 U	1.5 U	1.3 J	2.1
1,2,4-Trimethylbenzene	µg/m ³	3,100	26,400	6.3	1.6 U	1.5 U	7.7	12.3
1,2-Dichloroethane	µg/m ³	480	480	0.59 U	0.66 U	0.62 U	0.33 J	0.26 J
1,3,5-Trimethylbenzene	µg/m ³	2,200	26,400	3.9	1.6 U	1.5 U	4.5	7.1
2-Butanone (MEK)	µg/m ³	2,200,000	2,200,000	4.3 U	4.8 U	8.2	12.8	15.6
2-Hexanone	µg/m ³	14,000	13,200	6 U	6.7 U	6.3 U	6.4 U	1.4 J
4-Methyl-2-pentanone (MIBK)	µg/m ³	1,400,000	1,320,000	6 U	1 J	6.3 U	6.4 U	1.1 J
Acetone	µg/m ³	14,000,000	13,700,000	49.1	26.4	18.5	40	76.5
Benzene	µg/m ³	1,600	1,600	13.9	5.1	1.1	2.1	1.9
Carbon disulfide	µg/m ³	310,000	310,000	291	38	4.3	9.8	7.5
Chloroform	µg/m ³	540	540	1.4	0.58 J	0.4 J	0.3 J	0.34 J
Chloromethane	µg/m ³	40,000	40,000	3.6	1.6	0.8	1.1	0.7
Cyclohexane	µg/m ³	2,700,000	2,650,000	13.7	6.8	0.79 J	2.8	2.8
Dichlorodifluoromethane	µg/m ³	44,000	44,000	1.6	1.7	1.8	1.6	1.8
Ethylbenzene	µg/m ³	5,000	5,000	4	0.93 J	1.1 J	5.2	7.8
Isopropylbenzene	µg/m ³	180,000	176,000	1 J	4 U	3.8 U	1.3 J	2 J
Naphthalene	µg/m ³	370	361	2.2 J	4.3 U	4 U	4.1 U	2.3 J
Styrene	µg/m ³	440,000	440,000	0.75 J	2	2.4	0.84 J	1.4
Tetrachloroethene	µg/m ³	18,000	18,000	12.2	1 J	1.1	14	20.6
Toluene	µg/m ³	2,200,000	2,200,000	12.7	3	4.8	15.1	21.6
Trichloroethene	µg/m ³	880	880	3.1	0.76 J	0.83 U	0.85 U	0.92
Trichlorofluoromethane	µg/m ³	310,000	310,000	2.7	4.2	1.3 J	1.5 J	1.6
Xylenes	µg/m ³	44,000	44,000	34.6	5.4	6.7	44.2	67.2

Detections in bold

Values in red indicate an exceedance of the Project Action Limit (PAL) or the MD Dept. of the Environment Tier 1 Commercial Screening Level updated May 2019 (MDE SL)

All results are non-validated

U: This analyte was not detected in the sample. The numeric value represents the sample quantitation/detection limit.

J: The positive result reported for this analyte is a quantitative estimate.

**Table 2 - Sub-Parcel A11-1
Summary of VOCs Detected in Indoor and Outdoor Air**

Parameter	Units	May 2019 MDE IA SL	A11-002-IA 3/8/2020	A11-003-IA 3/8/2020	A11-017-IA 3/8/2020	A11-018-IA 3/8/2020	A11-019-IA 3/8/2020	A11-020-OA(FB) 3/8/2020
Volatile Organic Compounds								
1,2,3-Trimethylbenzene	µg/m ³	264	2.5	1.5 U	1.5 U	1.1 J	2	1.5 U
1,2,4-Trimethylbenzene	µg/m ³	264	13.3	1.5 U	1.5 U	5.4	10.6	1.5 U
1,2-Dichloroethane	µg/m ³	4.8	0.64 U	0.61 U	0.64 U	0.65 U	0.63	0.64 U
1,3,5-Trimethylbenzene	µg/m ³	264	7.7	1.5 U	1.5 U	3.2	6.1	1.5 U
1,4-Dioxane	µg/m ³	25	1.4 J	5.5 U	5.7 U	2 J	2 J	5.7 U
2-Butanone (MEK)	µg/m ³	22,000	3.3 J	2.8 J	1.6 J	4.7 U	2.6 J	4.6 U
Acetone	µg/m ³	137,000	176	13.5	9.4 U	98	143	9.4 U
Benzene	µg/m ³	16	1.5	0.68	0.56	1.2	1.5	0.45 J
Carbon disulfide	µg/m ³	3,100	0.35 J	0.94 U	0.98 U	1 U	0.79 J	0.98 U
Chloromethane	µg/m ³	400	1	1.1	0.87	0.94	0.99	1
Cyclohexane	µg/m ³	26,500	2.9	2.6 U	2.7 U	1.6 J	2.8	2.7 U
Dichlorodifluoromethane	µg/m ³	440	1.6	1.9	1.6	1.8	2	1.8
Ethylbenzene	µg/m ³	50	6.1	0.98 J	0.51 J	3.5	9	2.7
Isopropylbenzene	µg/m ³	1,760	2.1 J	3.7 U	3.9 U	1 J	1.8 J	3.9 U
Naphthalene	µg/m ³	3.61	2.6 J	4 U	4.1 U	2.3 J	2.4 J	4.1 U
Styrene	µg/m ³	4,400	0.64 J	2.2	0.69 J	0.91 J	1.2 J	1.3 U
Tetrachloroethene	µg/m ³	180	18.2	1 U	0.81 J	10	15.1	1.1 U
Toluene	µg/m ³	22,000	16.9	1.6	0.99 J	7.8	15	1.2 U
Trichlorofluoromethane	µg/m ³	3,100	1.4 J	1.3 J	1.2 J	1.3 J	1.4 J	1.5 J
Xylenes	µg/m ³	440	53.6	5.8	4.1 U	28.4	66.3	22.3

Detections in bold

Values in red indicate an exceedance of the MD Dept. of the Environment Commercial Indoor Air Screening Level updated May 2019 (MDE IA SL)

All results are non-validated

U: This analyte was not detected in the sample. The numeric value represents the sample quantitation/detection limit.

J: The positive result reported for this analyte is a quantitative estimate.

"

"

"

"

"

"

"

"

"

ATTACHMENT 1

"

"

"

"

"

"

"

"

"

"

"

"

March 18, 2020

Mr. James Calenda
EnviroAnalytics Group, LLC
1600 Sparrows Point Blvd
Suite B2
Sparrows Point, MD 21219

RE: Project: A11 Soil Gas Q1 2020
Pace Project No.: 30354073

Dear Mr. Calenda:

Enclosed are the analytical results for sample(s) received by the laboratory on March 11, 2020. The results relate only to the samples included in this report. Results reported herein conform to the most current, applicable TNI/NELAC standards and the laboratory's Quality Assurance Manual, where applicable, unless otherwise noted in the body of the report.

This project follows the April 5, 2016 revision 3 Quality Assurance Project Plan for Sparrows Point Terminal Site, Sparrows Point, MD prepared for EnviroAnalytics Group and is not for PA DEP compliance reporting.

If you have any questions concerning this report, please feel free to contact me.

Sincerely,



Samantha Bayura
samantha.bayura@pacelabs.com
(724)850-5622
Project Manager

Enclosures

cc: Ms. Penny Gardner, Environmental Data Quality, Inc.
Ms. Shawne M. Rodgers, Environmental Data Quality, Inc.



REPORT OF LABORATORY ANALYSIS

This report shall not be reproduced, except in full,
without the written consent of Pace Analytical Services, LLC.

CERTIFICATIONS

Project: A11 Soil Gas Q1 2020
Pace Project No.: 30354073

Pace Analytical Services Minneapolis

A2LA Certification #: 2926.01	Minnesota Dept of Ag Certification #: via MN 027-053-137
Alabama Certification #: 40770	Minnesota Petrofund Certification #: 1240
Alaska Contaminated Sites Certification #: 17-009	Mississippi Certification #: MN00064
Alaska DW Certification #: MN00064	Missouri Certification #: 10100
Arizona Certification #: AZ0014	Montana Certification #: CERT0092
Arkansas DW Certification #: MN00064	Nebraska Certification #: NE-OS-18-06
Arkansas WW Certification #: 88-0680	Nevada Certification #: MN00064
California Certification #: 2929	New Hampshire Certification #: 2081
CNMI Saipan Certification #: MP0003	New Jersey Certification #: MN002
Colorado Certification #: MN00064	New York Certification #: 11647
Connecticut Certification #: PH-0256	North Carolina DW Certification #: 27700
EPA Region 8+Wyoming DW Certification #: via MN 027-053-137	North Carolina WW Certification #: 530
Florida Certification #: E87605	North Dakota Certification #: R-036
Georgia Certification #: 959	Ohio DW Certification #: 41244
Guam EPA Certification #: MN00064	Ohio VAP Certification #: CL101
Hawaii Certification #: MN00064	Oklahoma Certification #: 9507
Idaho Certification #: MN00064	Oregon Primary Certification #: MN300001
Illinois Certification #: 200011	Oregon Secondary Certification #: MN200001
Indiana Certification #: C-MN-01	Pennsylvania Certification #: 68-00563
Iowa Certification #: 368	Puerto Rico Certification #: MN00064
Kansas Certification #: E-10167	South Carolina Certification #: 74003001
Kentucky DW Certification #: 90062	Tennessee Certification #: TN02818
Kentucky WW Certification #: 90062	Texas Certification #: T104704192
Louisiana DEQ Certification #: 03086	Utah Certification #: MN00064
Louisiana DW Certification #: MN00064	Vermont Certification #: VT-027053137
Maine Certification #: MN00064	Virginia Certification #: 460163
Maryland Certification #: 322	Washington Certification #: C486
Massachusetts Certification #: M-MN064	West Virginia DEP Certification #: 382
Massachusetts DWP Certification #: via MN 027-053-137	West Virginia DW Certification #: 9952 C
Michigan Certification #: 9909	Wisconsin Certification #: 999407970
Minnesota Certification #: 027-053-137	Wyoming UST Certification #: via A2LA 2926.01

REPORT OF LABORATORY ANALYSIS

This report shall not be reproduced, except in full,
without the written consent of Pace Analytical Services, LLC.

SAMPLE SUMMARY

Project: A11 Soil Gas Q1 2020
Pace Project No.: 30354073

Lab ID	Sample ID	Matrix	Date Collected	Date Received
30354073001	A11-002-SG	Air	03/08/20 16:11	03/11/20 09:20
30354073002	A11-002-IA	Air	03/08/20 16:11	03/11/20 09:20
30354073003	A11-016-SG	Air	03/08/20 16:35	03/11/20 09:20
30354073004	A11 DUP	Air	03/08/20 00:01	03/11/20 09:20
30354073005	A11-013-SG	Air	03/08/20 16:43	03/11/20 09:20
30354073006	A11-019-IA	Air	03/08/20 16:46	03/11/20 09:20
30354073007	A11-018-IA	Air	03/08/20 16:49	03/11/20 09:20
30354073008	A11-020-OA(FB)	Air	03/08/20 16:53	03/11/20 09:20
30354073009	A11-003-SG	Air	03/08/20 17:06	03/11/20 09:20
30354073010	A11-003-IA	Air	03/08/20 17:06	03/11/20 09:20
30354073011	A11-010-SG	Air	03/08/20 17:13	03/11/20 09:20
30354073012	A11-017-IA	Air	03/08/20 17:16	03/11/20 09:20
30354073013	A11 EQ Blank	Air	03/08/20 17:11	03/11/20 09:20

REPORT OF LABORATORY ANALYSIS

This report shall not be reproduced, except in full,
without the written consent of Pace Analytical Services, LLC.

SAMPLE ANALYTE COUNT

Project: A11 Soil Gas Q1 2020
Pace Project No.: 30354073

Lab ID	Sample ID	Method	Analysts	Analytes Reported	Laboratory
30354073001	A11-002-SG	TO-15	MJL	52	PASI-M
30354073002	A11-002-IA	TO-15	MJL	52	PASI-M
30354073003	A11-016-SG	TO-15	MJL	52	PASI-M
30354073004	A11 DUP	TO-15	MJL	52	PASI-M
30354073005	A11-013-SG	TO-15	MJL	52	PASI-M
30354073006	A11-019-IA	TO-15	MJL	52	PASI-M
30354073007	A11-018-IA	TO-15	MJL	52	PASI-M
30354073008	A11-020-OA(FB)	TO-15	MJL	52	PASI-M
30354073009	A11-003-SG	TO-15	MJL	52	PASI-M
30354073010	A11-003-IA	TO-15	MJL	52	PASI-M
30354073011	A11-010-SG	TO-15	MJL	52	PASI-M
30354073012	A11-017-IA	TO-15	MJL	52	PASI-M
30354073013	A11 EQ Blank	TO-15	MJL	52	PASI-M

REPORT OF LABORATORY ANALYSIS

This report shall not be reproduced, except in full,
without the written consent of Pace Analytical Services, LLC.

PROJECT NARRATIVE

Project: A11 Soil Gas Q1 2020

Pace Project No.: 30354073

Date: March 18, 2020

A11-002-SG (Lab ID: 30354073001)

- 1,2,3 Trichlorobenzene (CAS #87-61-6) was not detected in this mass spectral analysis.
- 1,2-dibromo-3-chloropropane (CAS #96-12-8) was not detected in this mass spectral analysis.

A11-002-IA (Lab ID: 30354073002)

- 1,2,3 Trichlorobenzene (CAS #87-61-6) was not detected in this mass spectral analysis.
- 1,2-dibromo-3-chloropropane (CAS #96-12-8) was not detected in this mass spectral analysis.

A11-016-SG (Lab ID: 30354073003)

- 1,2,3 Trichlorobenzene (CAS #87-61-6) was not detected in this mass spectral analysis.
- 1,2-dibromo-3-chloropropane (CAS #96-12-8) was not detected in this mass spectral analysis.

A11 DUP (Lab ID: 30354073004)

- 1,2,3 Trichlorobenzene (CAS #87-61-6) was not detected in this mass spectral analysis.
- 1,2-dibromo-3-chloropropane (CAS #96-12-8) was not detected in this mass spectral analysis.

A11-013-SG (Lab ID: 30354073005)

- 1,2,3 Trichlorobenzene (CAS #87-61-6) was not detected in this mass spectral analysis.
- 1,2-dibromo-3-chloropropane (CAS #96-12-8) was not detected in this mass spectral analysis.

A11-019-IA (Lab ID: 30354073006)

- 1,2,3 Trichlorobenzene (CAS #87-61-6) was not detected in this mass spectral analysis.
- 1,2-dibromo-3-chloropropane (CAS #96-12-8) was not detected in this mass spectral analysis.

A11-018-IA (Lab ID: 30354073007)

- 1,2,3 Trichlorobenzene (CAS #87-61-6) was not detected in this mass spectral analysis.
- 1,2-dibromo-3-chloropropane (CAS #96-12-8) was not detected in this mass spectral analysis.

A11-020-OA(FB) (Lab ID: 30354073008)

- 1,2,3 Trichlorobenzene (CAS #87-61-6) was not detected in this mass spectral analysis.
- 1,2-dibromo-3-chloropropane (CAS #96-12-8) was not detected in this mass spectral analysis.

A11-003-SG (Lab ID: 30354073009)

- 1,2,3 Trichlorobenzene (CAS #87-61-6) was not detected in this mass spectral analysis.
- 1,2-dibromo-3-chloropropane (CAS #96-12-8) was not detected in this mass spectral analysis.

A11-003-IA (Lab ID: 30354073010)

- 1,2,3 Trichlorobenzene (CAS #87-61-6) was not detected in this mass spectral analysis.
- 1,2-dibromo-3-chloropropane (CAS #96-12-8) was not detected in this mass spectral analysis.

A11-010-SG (Lab ID: 30354073011)

- 1,2,3 Trichlorobenzene (CAS #87-61-6) was not detected in this mass spectral analysis.
- 1,2-dibromo-3-chloropropane (CAS #96-12-8) was not detected in this mass spectral analysis.

A11-017-IA (Lab ID: 30354073012)

- 1,2,3 Trichlorobenzene (CAS #87-61-6) was not detected in this mass spectral analysis.
- 1,2-dibromo-3-chloropropane (CAS #96-12-8) was not detected in this mass spectral analysis.

REPORT OF LABORATORY ANALYSIS

This report shall not be reproduced, except in full,
without the written consent of Pace Analytical Services, LLC.

PROJECT NARRATIVE

Project: A11 Soil Gas Q1 2020

Pace Project No.: 30354073

Date: March 18, 2020

A11 EQ Blank (Lab ID: 30354073013)

- 1,2,3 Trichlorobenzene (CAS #87-61-6) was not detected in this mass spectral analysis.
- 1,2-dibromo-3-chloropropane (CAS #96-12-8) was not detected in this mass spectral analysis.

REPORT OF LABORATORY ANALYSIS

This report shall not be reproduced, except in full,
without the written consent of Pace Analytical Services, LLC.

PROJECT NARRATIVE

Project: A11 Soil Gas Q1 2020

Pace Project No.: 30354073

Method: TO-15

Description: TO15 MSV AIR

Client: EnviroAnalytics Group, LLC

Date: March 18, 2020

General Information:

13 samples were analyzed for TO-15. All samples were received in acceptable condition with any exceptions noted below or on the chain-of custody and/or the sample condition upon receipt form (SCUR) attached at the end of this report.

Hold Time:

The samples were analyzed within the method required hold times with any exceptions noted below.

Initial Calibrations (including MS Tune as applicable):

All criteria were within method requirements with any exceptions noted below.

QC Batch: 665320

SS: This analyte did not meet the secondary source verification criteria for the initial calibration. The reported result should be considered an estimated value.

- LCS (Lab ID: 3568219)
- 1,2,4-Trichlorobenzene

Continuing Calibration:

All criteria were within method requirements with any exceptions noted below.

Internal Standards:

All internal standards were within QC limits with any exceptions noted below.

Method Blank:

All analytes were below the report limit in the method blank, where applicable, with any exceptions noted below.

Laboratory Control Spike:

All laboratory control spike compounds were within QC limits with any exceptions noted below.

Duplicate Sample:

All duplicate sample results were within method acceptance criteria with any exceptions noted below.

Additional Comments:

Analyte Comments:

QC Batch: 665320

N2: The lab does not hold NELAC/TNI accreditation for this parameter but other accreditations/certifications may apply. A complete list of accreditations/certifications is available upon request.

- A11 DUP (Lab ID: 30354073004)
 - 1,2-Dichloroethene (Total)
- A11 EQ Blank (Lab ID: 30354073013)
 - 1,2-Dichloroethene (Total)
- A11-002-IA (Lab ID: 30354073002)
 - 1,2-Dichloroethene (Total)
- A11-002-SG (Lab ID: 30354073001)
 - 1,2-Dichloroethene (Total)

REPORT OF LABORATORY ANALYSIS

This report shall not be reproduced, except in full,
without the written consent of Pace Analytical Services, LLC.

PROJECT NARRATIVE

Project: A11 Soil Gas Q1 2020

Pace Project No.: 30354073

Method: TO-15

Description: TO15 MSV AIR

Client: EnviroAnalytics Group, LLC

Date: March 18, 2020

Analyte Comments:

QC Batch: 665320

N2: The lab does not hold NELAC/TNI accreditation for this parameter but other accreditations/certifications may apply. A complete list of accreditations/certifications is available upon request.

- A11-003-IA (Lab ID: 30354073010)
 - 1,2-Dichloroethene (Total)
- A11-003-SG (Lab ID: 30354073009)
 - 1,2-Dichloroethene (Total)
- A11-010-SG (Lab ID: 30354073011)
 - 1,2-Dichloroethene (Total)
- A11-013-SG (Lab ID: 30354073005)
 - 1,2-Dichloroethene (Total)
- A11-016-SG (Lab ID: 30354073003)
 - 1,2-Dichloroethene (Total)
- A11-017-IA (Lab ID: 30354073012)
 - 1,2-Dichloroethene (Total)
- A11-018-IA (Lab ID: 30354073007)
 - 1,2-Dichloroethene (Total)
- A11-019-IA (Lab ID: 30354073006)
 - 1,2-Dichloroethene (Total)
- A11-020-OA(FB) (Lab ID: 30354073008)
 - 1,2-Dichloroethene (Total)
- BLANK (Lab ID: 3568218)
 - 1,2-Dichloroethene (Total)
- DUP (Lab ID: 3568926)
 - 1,2-Dichloroethene (Total)
- DUP (Lab ID: 3568934)
 - 1,2-Dichloroethene (Total)
- LCS (Lab ID: 3568219)
 - 1,2-Dichloroethene (Total)

This data package has been reviewed for quality and completeness and is approved for release.

REPORT OF LABORATORY ANALYSIS

This report shall not be reproduced, except in full,
without the written consent of Pace Analytical Services, LLC.

ANALYTICAL RESULTS

Project: A11 Soil Gas Q1 2020
Pace Project No.: 30354073

Sample: A11-002-SG **Lab ID: 30354073001** Collected: 03/08/20 16:11 Received: 03/11/20 09:20 Matrix: Air

Parameters	Results	Units	Report			Prepared	Analyzed	CAS No.	Qual
			Limit	MDL	DF				
TO15 MSV AIR Analytical Method: TO-15									
1,1,1-Trichloroethane	1.6 U	ug/m3	1.6	0.44	1.44		03/17/20 22:28	71-55-6	
1,1,2,2-Tetrachloroethane	1.0 U	ug/m3	1.0	0.44	1.44		03/17/20 22:28	79-34-5	
1,1,2-Trichloroethane	0.80 U	ug/m3	0.80	0.35	1.44		03/17/20 22:28	79-00-5	
1,1,2-Trichlorotrifluoroethane	2.2 U	ug/m3	2.2	0.81	1.44		03/17/20 22:28	76-13-1	
1,1-Dichloroethane	1.2 U	ug/m3	1.2	0.32	1.44		03/17/20 22:28	75-34-3	
1,1-Dichloroethene	1.2 U	ug/m3	1.2	0.39	1.44		03/17/20 22:28	75-35-4	
1,2,3-Trimethylbenzene	1.0J	ug/m3	1.4	0.58	1.44		03/17/20 22:28	526-73-8	
1,2,4-Trichlorobenzene	10.9 U	ug/m3	10.9	5.4	1.44		03/17/20 22:28	120-82-1	
1,2,4-Trimethylbenzene	6.3	ug/m3	1.4	0.65	1.44		03/17/20 22:28	95-63-6	
1,2-Dibromoethane (EDB)	1.1 U	ug/m3	1.1	0.53	1.44		03/17/20 22:28	106-93-4	
1,2-Dichlorobenzene	1.8 U	ug/m3	1.8	0.72	1.44		03/17/20 22:28	95-50-1	
1,2-Dichloroethane	0.59 U	ug/m3	0.59	0.22	1.44		03/17/20 22:28	107-06-2	
1,2-Dichloroethene (Total)	2.3 U	ug/m3	2.3	0.41	1.44		03/17/20 22:28	540-59-0	N2
1,2-Dichloropropane	1.4 U	ug/m3	1.4	0.33	1.44		03/17/20 22:28	78-87-5	
1,3,5-Trimethylbenzene	3.9	ug/m3	1.4	0.57	1.44		03/17/20 22:28	108-67-8	
1,3-Dichlorobenzene	1.8 U	ug/m3	1.8	0.84	1.44		03/17/20 22:28	541-73-1	
1,4-Dichlorobenzene	4.4 U	ug/m3	4.4	1.4	1.44		03/17/20 22:28	106-46-7	
1,4-Dioxane (p-Dioxane)	5.3 U	ug/m3	5.3	1.1	1.44		03/17/20 22:28	123-91-1	
2-Butanone (MEK)	4.3 U	ug/m3	4.3	0.53	1.44		03/17/20 22:28	78-93-3	
2-Hexanone	6.0 U	ug/m3	6.0	1.1	1.44		03/17/20 22:28	591-78-6	
4-Methyl-2-pentanone (MIBK)	6.0 U	ug/m3	6.0	0.75	1.44		03/17/20 22:28	108-10-1	
Acetone	49.1	ug/m3	8.7	1.7	1.44		03/17/20 22:28	67-64-1	
Benzene	13.9	ug/m3	0.47	0.22	1.44		03/17/20 22:28	71-43-2	
Bromodichloromethane	2.0 U	ug/m3	2.0	0.53	1.44		03/17/20 22:28	75-27-4	
Bromoform	7.6 U	ug/m3	7.6	2.0	1.44		03/17/20 22:28	75-25-2	
Bromomethane	1.1 U	ug/m3	1.1	0.33	1.44		03/17/20 22:28	74-83-9	
Carbon disulfide	291	ug/m3	27.3	9.5	43.2		03/17/20 22:53	75-15-0	
Carbon tetrachloride	1.8 U	ug/m3	1.8	0.62	1.44		03/17/20 22:28	56-23-5	
Chlorobenzene	1.3 U	ug/m3	1.3	0.40	1.44		03/17/20 22:28	108-90-7	
Chloroethane	0.77 U	ug/m3	0.77	0.37	1.44		03/17/20 22:28	75-00-3	
Chloroform	1.4	ug/m3	0.71	0.28	1.44		03/17/20 22:28	67-66-3	
Chloromethane	3.6	ug/m3	0.60	0.22	1.44		03/17/20 22:28	74-87-3	
Cyclohexane	13.7	ug/m3	2.5	0.51	1.44		03/17/20 22:28	110-82-7	
Dibromochloromethane	2.5 U	ug/m3	2.5	1.0	1.44		03/17/20 22:28	124-48-1	
Dichlorodifluoromethane	1.6	ug/m3	1.5	0.42	1.44		03/17/20 22:28	75-71-8	
Ethylbenzene	4.0	ug/m3	1.3	0.44	1.44		03/17/20 22:28	100-41-4	
Hexachloro-1,3-butadiene	7.8 U	ug/m3	7.8	2.8	1.44		03/17/20 22:28	87-68-3	
Isopropylbenzene (Cumene)	1.0J	ug/m3	3.6	0.55	1.44		03/17/20 22:28	98-82-8	
Methyl-tert-butyl ether	5.3 U	ug/m3	5.3	0.95	1.44		03/17/20 22:28	1634-04-4	
Methylene Chloride	5.1 U	ug/m3	5.1	1.7	1.44		03/17/20 22:28	75-09-2	
Naphthalene	2.2J	ug/m3	3.8	1.9	1.44		03/17/20 22:28	91-20-3	
Styrene	0.75J	ug/m3	1.2	0.50	1.44		03/17/20 22:28	100-42-5	
Tetrachloroethene	12.2	ug/m3	0.99	0.45	1.44		03/17/20 22:28	127-18-4	
Toluene	12.7	ug/m3	1.1	0.51	1.44		03/17/20 22:28	108-88-3	
Trichloroethene	3.1	ug/m3	0.79	0.36	1.44		03/17/20 22:28	79-01-6	
Trichlorofluoromethane	2.7	ug/m3	1.6	0.53	1.44		03/17/20 22:28	75-69-4	

REPORT OF LABORATORY ANALYSIS

This report shall not be reproduced, except in full,
without the written consent of Pace Analytical Services, LLC.

ANALYTICAL RESULTS

Project: A11 Soil Gas Q1 2020

Pace Project No.: 30354073

Sample: A11-002-SG **Lab ID: 30354073001** Collected: 03/08/20 16:11 Received: 03/11/20 09:20 Matrix: Air

Parameters	Results	Units	Report Limit	MDL	DF	Prepared	Analyzed	CAS No.	Qual
TO15 MSV AIR		Analytical Method: TO-15							
Vinyl chloride	0.37 U	ug/m3	0.37	0.18	1.44		03/17/20 22:28	75-01-4	
Xylene (Total)	34.6	ug/m3	3.8	1.0	1.44		03/17/20 22:28	1330-20-7	
cis-1,2-Dichloroethene	1.2 U	ug/m3	1.2	0.32	1.44		03/17/20 22:28	156-59-2	
cis-1,3-Dichloropropene	1.3 U	ug/m3	1.3	0.44	1.44		03/17/20 22:28	10061-01-5	
trans-1,2-Dichloroethene	1.2 U	ug/m3	1.2	0.41	1.44		03/17/20 22:28	156-60-5	
trans-1,3-Dichloropropene	1.3 U	ug/m3	1.3	0.63	1.44		03/17/20 22:28	10061-02-6	

REPORT OF LABORATORY ANALYSIS

This report shall not be reproduced, except in full,
without the written consent of Pace Analytical Services, LLC.

ANALYTICAL RESULTS

Project: A11 Soil Gas Q1 2020
Pace Project No.: 30354073

Sample: A11-002-IA **Lab ID: 30354073002** Collected: 03/08/20 16:11 Received: 03/11/20 09:20 Matrix: Air

Parameters	Results	Units	Report			Prepared	Analyzed	CAS No.	Qual
			Limit	MDL	DF				
TO15 MSV AIR Analytical Method: TO-15									
1,1,1-Trichloroethane	1.7 U	ug/m3	1.7	0.48	1.55		03/17/20 20:15	71-55-6	
1,1,2,2-Tetrachloroethane	1.1 U	ug/m3	1.1	0.48	1.55		03/17/20 20:15	79-34-5	
1,1,2-Trichloroethane	0.86 U	ug/m3	0.86	0.38	1.55		03/17/20 20:15	79-00-5	
1,1,2-Trichlorotrifluoroethane	2.4 U	ug/m3	2.4	0.87	1.55		03/17/20 20:15	76-13-1	
1,1-Dichloroethane	1.3 U	ug/m3	1.3	0.35	1.55		03/17/20 20:15	75-34-3	
1,1-Dichloroethene	1.2 U	ug/m3	1.2	0.42	1.55		03/17/20 20:15	75-35-4	
1,2,3-Trimethylbenzene	2.5	ug/m3	1.5	0.62	1.55		03/17/20 20:15	526-73-8	
1,2,4-Trichlorobenzene	11.7 U	ug/m3	11.7	5.8	1.55		03/17/20 20:15	120-82-1	
1,2,4-Trimethylbenzene	13.3	ug/m3	1.5	0.70	1.55		03/17/20 20:15	95-63-6	
1,2-Dibromoethane (EDB)	1.2 U	ug/m3	1.2	0.57	1.55		03/17/20 20:15	106-93-4	
1,2-Dichlorobenzene	1.9 U	ug/m3	1.9	0.77	1.55		03/17/20 20:15	95-50-1	
1,2-Dichloroethane	0.64 U	ug/m3	0.64	0.23	1.55		03/17/20 20:15	107-06-2	
1,2-Dichloroethene (Total)	2.5 U	ug/m3	2.5	0.44	1.55		03/17/20 20:15	540-59-0	N2
1,2-Dichloropropane	1.5 U	ug/m3	1.5	0.36	1.55		03/17/20 20:15	78-87-5	
1,3,5-Trimethylbenzene	7.7	ug/m3	1.5	0.62	1.55		03/17/20 20:15	108-67-8	
1,3-Dichlorobenzene	1.9 U	ug/m3	1.9	0.90	1.55		03/17/20 20:15	541-73-1	
1,4-Dichlorobenzene	4.7 U	ug/m3	4.7	1.6	1.55		03/17/20 20:15	106-46-7	
1,4-Dioxane (p-Dioxane)	1.4J	ug/m3	5.7	1.2	1.55		03/17/20 20:15	123-91-1	
2-Butanone (MEK)	3.3J	ug/m3	4.6	0.57	1.55		03/17/20 20:15	78-93-3	
2-Hexanone	6.4 U	ug/m3	6.4	1.2	1.55		03/17/20 20:15	591-78-6	
4-Methyl-2-pentanone (MIBK)	6.4 U	ug/m3	6.4	0.80	1.55		03/17/20 20:15	108-10-1	
Acetone	176	ug/m3	9.4	1.9	1.55		03/17/20 20:15	67-64-1	
Benzene	1.5	ug/m3	0.50	0.24	1.55		03/17/20 20:15	71-43-2	
Bromodichloromethane	2.1 U	ug/m3	2.1	0.57	1.55		03/17/20 20:15	75-27-4	
Bromoform	8.1 U	ug/m3	8.1	2.2	1.55		03/17/20 20:15	75-25-2	
Bromomethane	1.2 U	ug/m3	1.2	0.35	1.55		03/17/20 20:15	74-83-9	
Carbon disulfide	0.35J	ug/m3	0.98	0.34	1.55		03/17/20 20:15	75-15-0	
Carbon tetrachloride	2.0 U	ug/m3	2.0	0.66	1.55		03/17/20 20:15	56-23-5	
Chlorobenzene	1.5 U	ug/m3	1.5	0.43	1.55		03/17/20 20:15	108-90-7	
Chloroethane	0.83 U	ug/m3	0.83	0.40	1.55		03/17/20 20:15	75-00-3	
Chloroform	0.77 U	ug/m3	0.77	0.30	1.55		03/17/20 20:15	67-66-3	
Chloromethane	1.0	ug/m3	0.65	0.24	1.55		03/17/20 20:15	74-87-3	
Cyclohexane	2.9	ug/m3	2.7	0.55	1.55		03/17/20 20:15	110-82-7	
Dibromochloromethane	2.7 U	ug/m3	2.7	1.1	1.55		03/17/20 20:15	124-48-1	
Dichlorodifluoromethane	1.6	ug/m3	1.6	0.45	1.55		03/17/20 20:15	75-71-8	
Ethylbenzene	6.1	ug/m3	1.4	0.47	1.55		03/17/20 20:15	100-41-4	
Hexachloro-1,3-butadiene	8.4 U	ug/m3	8.4	3.1	1.55		03/17/20 20:15	87-68-3	
Isopropylbenzene (Cumene)	2.1J	ug/m3	3.9	0.59	1.55		03/17/20 20:15	98-82-8	
Methyl-tert-butyl ether	5.7 U	ug/m3	5.7	1.0	1.55		03/17/20 20:15	1634-04-4	
Methylene Chloride	5.5 U	ug/m3	5.5	1.9	1.55		03/17/20 20:15	75-09-2	
Naphthalene	2.6J	ug/m3	4.1	2.0	1.55		03/17/20 20:15	91-20-3	
Styrene	0.64J	ug/m3	1.3	0.53	1.55		03/17/20 20:15	100-42-5	
Tetrachloroethene	18.2	ug/m3	1.1	0.49	1.55		03/17/20 20:15	127-18-4	
Toluene	16.9	ug/m3	1.2	0.54	1.55		03/17/20 20:15	108-88-3	
Trichloroethene	0.85 U	ug/m3	0.85	0.39	1.55		03/17/20 20:15	79-01-6	
Trichlorofluoromethane	1.4J	ug/m3	1.8	0.57	1.55		03/17/20 20:15	75-69-4	

REPORT OF LABORATORY ANALYSIS

This report shall not be reproduced, except in full,
without the written consent of Pace Analytical Services, LLC.

ANALYTICAL RESULTS

Project: A11 Soil Gas Q1 2020

Pace Project No.: 30354073

Sample: A11-002-IA		Lab ID: 30354073002		Collected: 03/08/20 16:11	Received: 03/11/20 09:20	Matrix: Air			
Parameters	Results	Units	Report Limit	MDL	DF	Prepared	Analyzed	CAS No.	Qual
TO15 MSV AIR		Analytical Method: TO-15							
Vinyl chloride	0.40 U	ug/m3	0.40	0.20	1.55		03/17/20 20:15	75-01-4	
Xylene (Total)	53.6	ug/m3	4.1	1.1	1.55		03/17/20 20:15	1330-20-7	
cis-1,2-Dichloroethene	1.2 U	ug/m3	1.2	0.34	1.55		03/17/20 20:15	156-59-2	
cis-1,3-Dichloropropene	1.4 U	ug/m3	1.4	0.47	1.55		03/17/20 20:15	10061-01-5	
trans-1,2-Dichloroethene	1.2 U	ug/m3	1.2	0.44	1.55		03/17/20 20:15	156-60-5	
trans-1,3-Dichloropropene	1.4 U	ug/m3	1.4	0.68	1.55		03/17/20 20:15	10061-02-6	

REPORT OF LABORATORY ANALYSIS

This report shall not be reproduced, except in full,
without the written consent of Pace Analytical Services, LLC.

ANALYTICAL RESULTS

Project: A11 Soil Gas Q1 2020
Pace Project No.: 30354073

Sample: A11-016-SG **Lab ID: 30354073003** Collected: 03/08/20 16:35 Received: 03/11/20 09:20 Matrix: Air

Parameters	Results	Units	Report			Prepared	Analyzed	CAS No.	Qual
			Limit	MDL	DF				
TO15 MSV AIR Analytical Method: TO-15									
1,1,1-Trichloroethane	1.5 U	ug/m3	1.5	0.41	1.34		03/17/20 23:19	71-55-6	
1,1,2,2-Tetrachloroethane	0.94 U	ug/m3	0.94	0.41	1.34		03/17/20 23:19	79-34-5	
1,1,2-Trichloroethane	0.74 U	ug/m3	0.74	0.32	1.34		03/17/20 23:19	79-00-5	
1,1,2-Trichlorotrifluoroethane	2.1 U	ug/m3	2.1	0.76	1.34		03/17/20 23:19	76-13-1	
1,1-Dichloroethane	1.1 U	ug/m3	1.1	0.30	1.34		03/17/20 23:19	75-34-3	
1,1-Dichloroethene	1.1 U	ug/m3	1.1	0.37	1.34		03/17/20 23:19	75-35-4	
1,2,3-Trimethylbenzene	2.1	ug/m3	1.3	0.54	1.34		03/17/20 23:19	526-73-8	
1,2,4-Trichlorobenzene	10.1 U	ug/m3	10.1	5.0	1.34		03/17/20 23:19	120-82-1	
1,2,4-Trimethylbenzene	12.3	ug/m3	1.3	0.61	1.34		03/17/20 23:19	95-63-6	
1,2-Dibromoethane (EDB)	1.0 U	ug/m3	1.0	0.49	1.34		03/17/20 23:19	106-93-4	
1,2-Dichlorobenzene	1.6 U	ug/m3	1.6	0.67	1.34		03/17/20 23:19	95-50-1	
1,2-Dichloroethane	0.26J	ug/m3	0.55	0.20	1.34		03/17/20 23:19	107-06-2	
1,2-Dichloroethene (Total)	2.2 U	ug/m3	2.2	0.38	1.34		03/17/20 23:19	540-59-0	N2
1,2-Dichloropropane	1.3 U	ug/m3	1.3	0.31	1.34		03/17/20 23:19	78-87-5	
1,3,5-Trimethylbenzene	7.1	ug/m3	1.3	0.53	1.34		03/17/20 23:19	108-67-8	
1,3-Dichlorobenzene	1.6 U	ug/m3	1.6	0.78	1.34		03/17/20 23:19	541-73-1	
1,4-Dichlorobenzene	4.1 U	ug/m3	4.1	1.3	1.34		03/17/20 23:19	106-46-7	
1,4-Dioxane (p-Dioxane)	4.9 U	ug/m3	4.9	1.0	1.34		03/17/20 23:19	123-91-1	
2-Butanone (MEK)	15.6	ug/m3	4.0	0.49	1.34		03/17/20 23:19	78-93-3	
2-Hexanone	1.4J	ug/m3	5.6	1.0	1.34		03/17/20 23:19	591-78-6	
4-Methyl-2-pentanone (MIBK)	1.1J	ug/m3	5.6	0.69	1.34		03/17/20 23:19	108-10-1	
Acetone	76.5	ug/m3	8.1	1.6	1.34		03/17/20 23:19	67-64-1	
Benzene	1.9	ug/m3	0.44	0.21	1.34		03/17/20 23:19	71-43-2	
Bromodichloromethane	1.8 U	ug/m3	1.8	0.49	1.34		03/17/20 23:19	75-27-4	
Bromoform	7.0 U	ug/m3	7.0	1.9	1.34		03/17/20 23:19	75-25-2	
Bromomethane	1.1 U	ug/m3	1.1	0.30	1.34		03/17/20 23:19	74-83-9	
Carbon disulfide	7.5	ug/m3	0.85	0.29	1.34		03/17/20 23:19	75-15-0	
Carbon tetrachloride	1.7 U	ug/m3	1.7	0.57	1.34		03/17/20 23:19	56-23-5	
Chlorobenzene	1.3 U	ug/m3	1.3	0.37	1.34		03/17/20 23:19	108-90-7	
Chloroethane	0.72 U	ug/m3	0.72	0.35	1.34		03/17/20 23:19	75-00-3	
Chloroform	0.34J	ug/m3	0.66	0.26	1.34		03/17/20 23:19	67-66-3	
Chloromethane	0.70	ug/m3	0.56	0.21	1.34		03/17/20 23:19	74-87-3	
Cyclohexane	2.8	ug/m3	2.3	0.47	1.34		03/17/20 23:19	110-82-7	
Dibromochloromethane	2.3 U	ug/m3	2.3	0.96	1.34		03/17/20 23:19	124-48-1	
Dichlorodifluoromethane	1.8	ug/m3	1.4	0.39	1.34		03/17/20 23:19	75-71-8	
Ethylbenzene	7.8	ug/m3	1.2	0.41	1.34		03/17/20 23:19	100-41-4	
Hexachloro-1,3-butadiene	7.3 U	ug/m3	7.3	2.6	1.34		03/17/20 23:19	87-68-3	
Isopropylbenzene (Cumene)	2.0J	ug/m3	3.4	0.51	1.34		03/17/20 23:19	98-82-8	
Methyl-tert-butyl ether	4.9 U	ug/m3	4.9	0.89	1.34		03/17/20 23:19	1634-04-4	
Methylene Chloride	4.7 U	ug/m3	4.7	1.6	1.34		03/17/20 23:19	75-09-2	
Naphthalene	2.3J	ug/m3	3.6	1.8	1.34		03/17/20 23:19	91-20-3	
Styrene	1.4	ug/m3	1.2	0.46	1.34		03/17/20 23:19	100-42-5	
Tetrachloroethene	20.6	ug/m3	0.92	0.42	1.34		03/17/20 23:19	127-18-4	
Toluene	21.6	ug/m3	1.0	0.47	1.34		03/17/20 23:19	108-88-3	
Trichloroethene	0.92	ug/m3	0.73	0.34	1.34		03/17/20 23:19	79-01-6	
Trichlorofluoromethane	1.6	ug/m3	1.5	0.49	1.34		03/17/20 23:19	75-69-4	

REPORT OF LABORATORY ANALYSIS

This report shall not be reproduced, except in full,
without the written consent of Pace Analytical Services, LLC.

ANALYTICAL RESULTS

Project: A11 Soil Gas Q1 2020

Pace Project No.: 30354073

Sample: A11-016-SG **Lab ID: 30354073003** Collected: 03/08/20 16:35 Received: 03/11/20 09:20 Matrix: Air

Parameters	Results	Units	Report Limit	MDL	DF	Prepared	Analyzed	CAS No.	Qual
TO15 MSV AIR		Analytical Method: TO-15							
Vinyl chloride	0.35 U	ug/m3	0.35	0.17	1.34		03/17/20 23:19	75-01-4	
Xylene (Total)	67.2	ug/m3	3.6	0.94	1.34		03/17/20 23:19	1330-20-7	
cis-1,2-Dichloroethene	1.1 U	ug/m3	1.1	0.29	1.34		03/17/20 23:19	156-59-2	
cis-1,3-Dichloropropene	1.2 U	ug/m3	1.2	0.41	1.34		03/17/20 23:19	10061-01-5	
trans-1,2-Dichloroethene	1.1 U	ug/m3	1.1	0.38	1.34		03/17/20 23:19	156-60-5	
trans-1,3-Dichloropropene	1.2 U	ug/m3	1.2	0.59	1.34		03/17/20 23:19	10061-02-6	

REPORT OF LABORATORY ANALYSIS

This report shall not be reproduced, except in full,
without the written consent of Pace Analytical Services, LLC.

ANALYTICAL RESULTS

Project: A11 Soil Gas Q1 2020
Pace Project No.: 30354073

Sample: A11 DUP **Lab ID: 30354073004** Collected: 03/08/20 00:01 Received: 03/11/20 09:20 Matrix: Air

Parameters	Results	Units	Report			Prepared	Analyzed	CAS No.	Qual
			Limit	MDL	DF				
TO15 MSV AIR Analytical Method: TO-15									
1,1,1-Trichloroethane	1.5 U	ug/m3	1.5	0.41	1.34		03/18/20 00:11	71-55-6	
1,1,2,2-Tetrachloroethane	0.94 U	ug/m3	0.94	0.41	1.34		03/18/20 00:11	79-34-5	
1,1,2-Trichloroethane	0.74 U	ug/m3	0.74	0.32	1.34		03/18/20 00:11	79-00-5	
1,1,2-Trichlorotrifluoroethane	2.1 U	ug/m3	2.1	0.76	1.34		03/18/20 00:11	76-13-1	
1,1-Dichloroethane	1.1 U	ug/m3	1.1	0.30	1.34		03/18/20 00:11	75-34-3	
1,1-Dichloroethene	1.1 U	ug/m3	1.1	0.37	1.34		03/18/20 00:11	75-35-4	
1,2,3-Trimethylbenzene	2.0	ug/m3	1.3	0.54	1.34		03/18/20 00:11	526-73-8	
1,2,4-Trichlorobenzene	10.1 U	ug/m3	10.1	5.0	1.34		03/18/20 00:11	120-82-1	
1,2,4-Trimethylbenzene	12.2	ug/m3	1.3	0.61	1.34		03/18/20 00:11	95-63-6	
1,2-Dibromoethane (EDB)	1.0 U	ug/m3	1.0	0.49	1.34		03/18/20 00:11	106-93-4	
1,2-Dichlorobenzene	1.6 U	ug/m3	1.6	0.67	1.34		03/18/20 00:11	95-50-1	
1,2-Dichloroethane	0.28J	ug/m3	0.55	0.20	1.34		03/18/20 00:11	107-06-2	
1,2-Dichloroethene (Total)	2.2 U	ug/m3	2.2	0.38	1.34		03/18/20 00:11	540-59-0	N2
1,2-Dichloropropane	1.3 U	ug/m3	1.3	0.31	1.34		03/18/20 00:11	78-87-5	
1,3,5-Trimethylbenzene	7.0	ug/m3	1.3	0.53	1.34		03/18/20 00:11	108-67-8	
1,3-Dichlorobenzene	1.6 U	ug/m3	1.6	0.78	1.34		03/18/20 00:11	541-73-1	
1,4-Dichlorobenzene	4.1 U	ug/m3	4.1	1.3	1.34		03/18/20 00:11	106-46-7	
1,4-Dioxane (p-Dioxane)	4.9 U	ug/m3	4.9	1.0	1.34		03/18/20 00:11	123-91-1	
2-Butanone (MEK)	19.8	ug/m3	4.0	0.49	1.34		03/18/20 00:11	78-93-3	
2-Hexanone	1.7J	ug/m3	5.6	1.0	1.34		03/18/20 00:11	591-78-6	
4-Methyl-2-pentanone (MIBK)	1.2J	ug/m3	5.6	0.69	1.34		03/18/20 00:11	108-10-1	
Acetone	72.2	ug/m3	8.1	1.6	1.34		03/18/20 00:11	67-64-1	
Benzene	2.0	ug/m3	0.44	0.21	1.34		03/18/20 00:11	71-43-2	
Bromodichloromethane	1.8 U	ug/m3	1.8	0.49	1.34		03/18/20 00:11	75-27-4	
Bromoform	7.0 U	ug/m3	7.0	1.9	1.34		03/18/20 00:11	75-25-2	
Bromomethane	1.1 U	ug/m3	1.1	0.30	1.34		03/18/20 00:11	74-83-9	
Carbon disulfide	7.4	ug/m3	0.85	0.29	1.34		03/18/20 00:11	75-15-0	
Carbon tetrachloride	1.7 U	ug/m3	1.7	0.57	1.34		03/18/20 00:11	56-23-5	
Chlorobenzene	1.3 U	ug/m3	1.3	0.37	1.34		03/18/20 00:11	108-90-7	
Chloroethane	0.72 U	ug/m3	0.72	0.35	1.34		03/18/20 00:11	75-00-3	
Chloroform	0.35J	ug/m3	0.66	0.26	1.34		03/18/20 00:11	67-66-3	
Chloromethane	0.83	ug/m3	0.56	0.21	1.34		03/18/20 00:11	74-87-3	
Cyclohexane	2.8	ug/m3	2.3	0.47	1.34		03/18/20 00:11	110-82-7	
Dibromochloromethane	2.3 U	ug/m3	2.3	0.96	1.34		03/18/20 00:11	124-48-1	
Dichlorodifluoromethane	1.6	ug/m3	1.4	0.39	1.34		03/18/20 00:11	75-71-8	
Ethylbenzene	7.8	ug/m3	1.2	0.41	1.34		03/18/20 00:11	100-41-4	
Hexachloro-1,3-butadiene	7.3 U	ug/m3	7.3	2.6	1.34		03/18/20 00:11	87-68-3	
Isopropylbenzene (Cumene)	2.0J	ug/m3	3.4	0.51	1.34		03/18/20 00:11	98-82-8	
Methyl-tert-butyl ether	4.9 U	ug/m3	4.9	0.89	1.34		03/18/20 00:11	1634-04-4	
Methylene Chloride	4.7 U	ug/m3	4.7	1.6	1.34		03/18/20 00:11	75-09-2	
Naphthalene	2.3J	ug/m3	3.6	1.8	1.34		03/18/20 00:11	91-20-3	
Styrene	1.4	ug/m3	1.2	0.46	1.34		03/18/20 00:11	100-42-5	
Tetrachloroethene	20.8	ug/m3	0.92	0.42	1.34		03/18/20 00:11	127-18-4	
Toluene	22.5	ug/m3	1.0	0.47	1.34		03/18/20 00:11	108-88-3	
Trichloroethene	0.86	ug/m3	0.73	0.34	1.34		03/18/20 00:11	79-01-6	
Trichlorofluoromethane	1.4J	ug/m3	1.5	0.49	1.34		03/18/20 00:11	75-69-4	

REPORT OF LABORATORY ANALYSIS

This report shall not be reproduced, except in full,
without the written consent of Pace Analytical Services, LLC.

ANALYTICAL RESULTS

Project: A11 Soil Gas Q1 2020
Pace Project No.: 30354073

Sample: A11 DUP		Lab ID: 30354073004		Collected: 03/08/20 00:01	Received: 03/11/20 09:20	Matrix: Air			
Parameters	Results	Units	Report Limit	MDL	DF	Prepared	Analyzed	CAS No.	Qual
TO15 MSV AIR		Analytical Method: TO-15							
Vinyl chloride	0.35 U	ug/m3	0.35	0.17	1.34		03/18/20 00:11	75-01-4	
Xylene (Total)	67.3	ug/m3	3.6	0.94	1.34		03/18/20 00:11	1330-20-7	
cis-1,2-Dichloroethene	1.1 U	ug/m3	1.1	0.29	1.34		03/18/20 00:11	156-59-2	
cis-1,3-Dichloropropene	1.2 U	ug/m3	1.2	0.41	1.34		03/18/20 00:11	10061-01-5	
trans-1,2-Dichloroethene	1.1 U	ug/m3	1.1	0.38	1.34		03/18/20 00:11	156-60-5	
trans-1,3-Dichloropropene	1.2 U	ug/m3	1.2	0.59	1.34		03/18/20 00:11	10061-02-6	

REPORT OF LABORATORY ANALYSIS

This report shall not be reproduced, except in full,
without the written consent of Pace Analytical Services, LLC.

ANALYTICAL RESULTS

Project: A11 Soil Gas Q1 2020
Pace Project No.: 30354073

Sample: A11-013-SG **Lab ID: 30354073005** Collected: 03/08/20 16:43 Received: 03/11/20 09:20 Matrix: Air

Parameters	Results	Units	Report			Prepared	Analyzed	CAS No.	Qual
			Limit	MDL	DF				
TO15 MSV AIR Analytical Method: TO-15									
1,1,1-Trichloroethane	1.7 U	ug/m3	1.7	0.48	1.55		03/18/20 01:02	71-55-6	
1,1,2,2-Tetrachloroethane	1.1 U	ug/m3	1.1	0.48	1.55		03/18/20 01:02	79-34-5	
1,1,2-Trichloroethane	0.86 U	ug/m3	0.86	0.38	1.55		03/18/20 01:02	79-00-5	
1,1,2-Trichlorotrifluoroethane	2.4 U	ug/m3	2.4	0.87	1.55		03/18/20 01:02	76-13-1	
1,1-Dichloroethane	1.3 U	ug/m3	1.3	0.35	1.55		03/18/20 01:02	75-34-3	
1,1-Dichloroethene	1.2 U	ug/m3	1.2	0.42	1.55		03/18/20 01:02	75-35-4	
1,2,3-Trimethylbenzene	1.3J	ug/m3	1.5	0.62	1.55		03/18/20 01:02	526-73-8	
1,2,4-Trichlorobenzene	11.7 U	ug/m3	11.7	5.8	1.55		03/18/20 01:02	120-82-1	
1,2,4-Trimethylbenzene	7.7	ug/m3	1.5	0.70	1.55		03/18/20 01:02	95-63-6	
1,2-Dibromoethane (EDB)	1.2 U	ug/m3	1.2	0.57	1.55		03/18/20 01:02	106-93-4	
1,2-Dichlorobenzene	1.9 U	ug/m3	1.9	0.77	1.55		03/18/20 01:02	95-50-1	
1,2-Dichloroethane	0.33J	ug/m3	0.64	0.23	1.55		03/18/20 01:02	107-06-2	
1,2-Dichloroethene (Total)	2.5 U	ug/m3	2.5	0.44	1.55		03/18/20 01:02	540-59-0	N2
1,2-Dichloropropane	1.5 U	ug/m3	1.5	0.36	1.55		03/18/20 01:02	78-87-5	
1,3,5-Trimethylbenzene	4.5	ug/m3	1.5	0.62	1.55		03/18/20 01:02	108-67-8	
1,3-Dichlorobenzene	1.9 U	ug/m3	1.9	0.90	1.55		03/18/20 01:02	541-73-1	
1,4-Dichlorobenzene	4.7 U	ug/m3	4.7	1.6	1.55		03/18/20 01:02	106-46-7	
1,4-Dioxane (p-Dioxane)	5.7 U	ug/m3	5.7	1.2	1.55		03/18/20 01:02	123-91-1	
2-Butanone (MEK)	12.8	ug/m3	4.6	0.57	1.55		03/18/20 01:02	78-93-3	
2-Hexanone	6.4 U	ug/m3	6.4	1.2	1.55		03/18/20 01:02	591-78-6	
4-Methyl-2-pentanone (MIBK)	6.4 U	ug/m3	6.4	0.80	1.55		03/18/20 01:02	108-10-1	
Acetone	40.0	ug/m3	9.4	1.9	1.55		03/18/20 01:02	67-64-1	
Benzene	2.1	ug/m3	0.50	0.24	1.55		03/18/20 01:02	71-43-2	
Bromodichloromethane	2.1 U	ug/m3	2.1	0.57	1.55		03/18/20 01:02	75-27-4	
Bromoform	8.1 U	ug/m3	8.1	2.2	1.55		03/18/20 01:02	75-25-2	
Bromomethane	1.2 U	ug/m3	1.2	0.35	1.55		03/18/20 01:02	74-83-9	
Carbon disulfide	9.8	ug/m3	0.98	0.34	1.55		03/18/20 01:02	75-15-0	
Carbon tetrachloride	2.0 U	ug/m3	2.0	0.66	1.55		03/18/20 01:02	56-23-5	
Chlorobenzene	1.5 U	ug/m3	1.5	0.43	1.55		03/18/20 01:02	108-90-7	
Chloroethane	0.83 U	ug/m3	0.83	0.40	1.55		03/18/20 01:02	75-00-3	
Chloroform	0.30J	ug/m3	0.77	0.30	1.55		03/18/20 01:02	67-66-3	
Chloromethane	1.1	ug/m3	0.65	0.24	1.55		03/18/20 01:02	74-87-3	
Cyclohexane	2.8	ug/m3	2.7	0.55	1.55		03/18/20 01:02	110-82-7	
Dibromochloromethane	2.7 U	ug/m3	2.7	1.1	1.55		03/18/20 01:02	124-48-1	
Dichlorodifluoromethane	1.6	ug/m3	1.6	0.45	1.55		03/18/20 01:02	75-71-8	
Ethylbenzene	5.2	ug/m3	1.4	0.47	1.55		03/18/20 01:02	100-41-4	
Hexachloro-1,3-butadiene	8.4 U	ug/m3	8.4	3.1	1.55		03/18/20 01:02	87-68-3	
Isopropylbenzene (Cumene)	1.3J	ug/m3	3.9	0.59	1.55		03/18/20 01:02	98-82-8	
Methyl-tert-butyl ether	5.7 U	ug/m3	5.7	1.0	1.55		03/18/20 01:02	1634-04-4	
Methylene Chloride	5.5 U	ug/m3	5.5	1.9	1.55		03/18/20 01:02	75-09-2	
Naphthalene	4.1 U	ug/m3	4.1	2.0	1.55		03/18/20 01:02	91-20-3	
Styrene	0.84J	ug/m3	1.3	0.53	1.55		03/18/20 01:02	100-42-5	
Tetrachloroethene	14.0	ug/m3	1.1	0.49	1.55		03/18/20 01:02	127-18-4	
Toluene	15.1	ug/m3	1.2	0.54	1.55		03/18/20 01:02	108-88-3	
Trichloroethene	0.85 U	ug/m3	0.85	0.39	1.55		03/18/20 01:02	79-01-6	
Trichlorofluoromethane	1.5J	ug/m3	1.8	0.57	1.55		03/18/20 01:02	75-69-4	

REPORT OF LABORATORY ANALYSIS

This report shall not be reproduced, except in full,
without the written consent of Pace Analytical Services, LLC.

ANALYTICAL RESULTS

Project: A11 Soil Gas Q1 2020

Pace Project No.: 30354073

Sample: A11-013-SG **Lab ID: 30354073005** Collected: 03/08/20 16:43 Received: 03/11/20 09:20 Matrix: Air

Parameters	Results	Units	Report Limit	MDL	DF	Prepared	Analyzed	CAS No.	Qual
TO15 MSV AIR		Analytical Method: TO-15							
Vinyl chloride	0.40 U	ug/m3	0.40	0.20	1.55		03/18/20 01:02	75-01-4	
Xylene (Total)	44.2	ug/m3	4.1	1.1	1.55		03/18/20 01:02	1330-20-7	
cis-1,2-Dichloroethene	1.2 U	ug/m3	1.2	0.34	1.55		03/18/20 01:02	156-59-2	
cis-1,3-Dichloropropene	1.4 U	ug/m3	1.4	0.47	1.55		03/18/20 01:02	10061-01-5	
trans-1,2-Dichloroethene	1.2 U	ug/m3	1.2	0.44	1.55		03/18/20 01:02	156-60-5	
trans-1,3-Dichloropropene	1.4 U	ug/m3	1.4	0.68	1.55		03/18/20 01:02	10061-02-6	

REPORT OF LABORATORY ANALYSIS

This report shall not be reproduced, except in full,
without the written consent of Pace Analytical Services, LLC.

ANALYTICAL RESULTS

Project: A11 Soil Gas Q1 2020
Pace Project No.: 30354073

Sample: A11-019-IA **Lab ID: 30354073006** Collected: 03/08/20 16:46 Received: 03/11/20 09:20 Matrix: Air

Parameters	Results	Units	Report			Prepared	Analyzed	CAS No.	Qual
			Limit	MDL	DF				
TO15 MSV AIR Analytical Method: TO-15									
1,1,1-Trichloroethane	1.7 U	ug/m3	1.7	0.47	1.52		03/17/20 20:42	71-55-6	
1,1,2,2-Tetrachloroethane	1.1 U	ug/m3	1.1	0.47	1.52		03/17/20 20:42	79-34-5	
1,1,2-Trichloroethane	0.84 U	ug/m3	0.84	0.37	1.52		03/17/20 20:42	79-00-5	
1,1,2-Trichlorotrifluoroethane	2.4 U	ug/m3	2.4	0.86	1.52		03/17/20 20:42	76-13-1	
1,1-Dichloroethane	1.3 U	ug/m3	1.3	0.34	1.52		03/17/20 20:42	75-34-3	
1,1-Dichloroethene	1.2 U	ug/m3	1.2	0.42	1.52		03/17/20 20:42	75-35-4	
1,2,3-Trimethylbenzene	2.0	ug/m3	1.5	0.61	1.52		03/17/20 20:42	526-73-8	
1,2,4-Trichlorobenzene	11.5 U	ug/m3	11.5	5.7	1.52		03/17/20 20:42	120-82-1	
1,2,4-Trimethylbenzene	10.6	ug/m3	1.5	0.69	1.52		03/17/20 20:42	95-63-6	
1,2-Dibromoethane (EDB)	1.2 U	ug/m3	1.2	0.56	1.52		03/17/20 20:42	106-93-4	
1,2-Dichlorobenzene	1.9 U	ug/m3	1.9	0.76	1.52		03/17/20 20:42	95-50-1	
1,2-Dichloroethane	0.63	ug/m3	0.62	0.23	1.52		03/17/20 20:42	107-06-2	
1,2-Dichloroethene (Total)	2.4 U	ug/m3	2.4	0.43	1.52		03/17/20 20:42	540-59-0	N2
1,2-Dichloropropane	1.4 U	ug/m3	1.4	0.35	1.52		03/17/20 20:42	78-87-5	
1,3,5-Trimethylbenzene	6.1	ug/m3	1.5	0.61	1.52		03/17/20 20:42	108-67-8	
1,3-Dichlorobenzene	1.9 U	ug/m3	1.9	0.88	1.52		03/17/20 20:42	541-73-1	
1,4-Dichlorobenzene	4.7 U	ug/m3	4.7	1.5	1.52		03/17/20 20:42	106-46-7	
1,4-Dioxane (p-Dioxane)	2.0J	ug/m3	5.6	1.1	1.52		03/17/20 20:42	123-91-1	
2-Butanone (MEK)	2.6J	ug/m3	4.6	0.56	1.52		03/17/20 20:42	78-93-3	
2-Hexanone	6.3 U	ug/m3	6.3	1.1	1.52		03/17/20 20:42	591-78-6	
4-Methyl-2-pentanone (MIBK)	6.3 U	ug/m3	6.3	0.79	1.52		03/17/20 20:42	108-10-1	
Acetone	143	ug/m3	9.2	1.8	1.52		03/17/20 20:42	67-64-1	
Benzene	1.5	ug/m3	0.49	0.23	1.52		03/17/20 20:42	71-43-2	
Bromodichloromethane	2.1 U	ug/m3	2.1	0.56	1.52		03/17/20 20:42	75-27-4	
Bromoform	8.0 U	ug/m3	8.0	2.2	1.52		03/17/20 20:42	75-25-2	
Bromomethane	1.2 U	ug/m3	1.2	0.35	1.52		03/17/20 20:42	74-83-9	
Carbon disulfide	0.79J	ug/m3	0.96	0.33	1.52		03/17/20 20:42	75-15-0	
Carbon tetrachloride	1.9 U	ug/m3	1.9	0.65	1.52		03/17/20 20:42	56-23-5	
Chlorobenzene	1.4 U	ug/m3	1.4	0.42	1.52		03/17/20 20:42	108-90-7	
Chloroethane	0.81 U	ug/m3	0.81	0.40	1.52		03/17/20 20:42	75-00-3	
Chloroform	0.75 U	ug/m3	0.75	0.30	1.52		03/17/20 20:42	67-66-3	
Chloromethane	0.99	ug/m3	0.64	0.24	1.52		03/17/20 20:42	74-87-3	
Cyclohexane	2.8	ug/m3	2.7	0.54	1.52		03/17/20 20:42	110-82-7	
Dibromochloromethane	2.6 U	ug/m3	2.6	1.1	1.52		03/17/20 20:42	124-48-1	
Dichlorodifluoromethane	2.0	ug/m3	1.5	0.45	1.52		03/17/20 20:42	75-71-8	
Ethylbenzene	9.0	ug/m3	1.3	0.46	1.52		03/17/20 20:42	100-41-4	
Hexachloro-1,3-butadiene	8.2 U	ug/m3	8.2	3.0	1.52		03/17/20 20:42	87-68-3	
Isopropylbenzene (Cumene)	1.8J	ug/m3	3.8	0.58	1.52		03/17/20 20:42	98-82-8	
Methyl-tert-butyl ether	5.6 U	ug/m3	5.6	1.0	1.52		03/17/20 20:42	1634-04-4	
Methylene Chloride	5.4 U	ug/m3	5.4	1.8	1.52		03/17/20 20:42	75-09-2	
Naphthalene	2.4J	ug/m3	4.0	2.0	1.52		03/17/20 20:42	91-20-3	
Styrene	1.2J	ug/m3	1.3	0.52	1.52		03/17/20 20:42	100-42-5	
Tetrachloroethene	15.1	ug/m3	1.0	0.48	1.52		03/17/20 20:42	127-18-4	
Toluene	15.0	ug/m3	1.2	0.53	1.52		03/17/20 20:42	108-88-3	
Trichloroethene	0.83 U	ug/m3	0.83	0.38	1.52		03/17/20 20:42	79-01-6	
Trichlorofluoromethane	1.4J	ug/m3	1.7	0.56	1.52		03/17/20 20:42	75-69-4	

REPORT OF LABORATORY ANALYSIS

This report shall not be reproduced, except in full,
without the written consent of Pace Analytical Services, LLC.

ANALYTICAL RESULTS

Project: A11 Soil Gas Q1 2020

Pace Project No.: 30354073

Sample: A11-019-IA **Lab ID: 30354073006** Collected: 03/08/20 16:46 Received: 03/11/20 09:20 Matrix: Air

Parameters	Results	Units	Report Limit	MDL	DF	Prepared	Analyzed	CAS No.	Qual
TO15 MSV AIR		Analytical Method: TO-15							
Vinyl chloride	0.40 U	ug/m3	0.40	0.19	1.52		03/17/20 20:42	75-01-4	
Xylene (Total)	66.3	ug/m3	4.0	1.1	1.52		03/17/20 20:42	1330-20-7	
cis-1,2-Dichloroethene	1.2 U	ug/m3	1.2	0.33	1.52		03/17/20 20:42	156-59-2	
cis-1,3-Dichloropropene	1.4 U	ug/m3	1.4	0.46	1.52		03/17/20 20:42	10061-01-5	
trans-1,2-Dichloroethene	1.2 U	ug/m3	1.2	0.43	1.52		03/17/20 20:42	156-60-5	
trans-1,3-Dichloropropene	1.4 U	ug/m3	1.4	0.67	1.52		03/17/20 20:42	10061-02-6	

REPORT OF LABORATORY ANALYSIS

This report shall not be reproduced, except in full,
without the written consent of Pace Analytical Services, LLC.

ANALYTICAL RESULTS

Project: A11 Soil Gas Q1 2020
Pace Project No.: 30354073

Sample: A11-018-IA Lab ID: 30354073007 Collected: 03/08/20 16:49 Received: 03/11/20 09:20 Matrix: Air									
Parameters	Results	Units	Report Limit	MDL	DF	Prepared	Analyzed	CAS No.	Qual
TO15 MSV AIR Analytical Method: TO-15									
1,1,1-Trichloroethane	1.8 U	ug/m3	1.8	0.49	1.58		03/17/20 21:08	71-55-6	
1,1,2,2-Tetrachloroethane	1.1 U	ug/m3	1.1	0.49	1.58		03/17/20 21:08	79-34-5	
1,1,2-Trichloroethane	0.88 U	ug/m3	0.88	0.38	1.58		03/17/20 21:08	79-00-5	
1,1,2-Trichlorotrifluoroethane	2.5 U	ug/m3	2.5	0.89	1.58		03/17/20 21:08	76-13-1	
1,1-Dichloroethane	1.3 U	ug/m3	1.3	0.36	1.58		03/17/20 21:08	75-34-3	
1,1-Dichloroethene	1.3 U	ug/m3	1.3	0.43	1.58		03/17/20 21:08	75-35-4	
1,2,3-Trimethylbenzene	1.1J	ug/m3	1.6	0.64	1.58		03/17/20 21:08	526-73-8	
1,2,4-Trichlorobenzene	11.9 U	ug/m3	11.9	5.9	1.58		03/17/20 21:08	120-82-1	
1,2,4-Trimethylbenzene	5.4	ug/m3	1.6	0.71	1.58		03/17/20 21:08	95-63-6	
1,2-Dibromoethane (EDB)	1.2 U	ug/m3	1.2	0.58	1.58		03/17/20 21:08	106-93-4	
1,2-Dichlorobenzene	1.9 U	ug/m3	1.9	0.79	1.58		03/17/20 21:08	95-50-1	
1,2-Dichloroethane	0.65 U	ug/m3	0.65	0.24	1.58		03/17/20 21:08	107-06-2	
1,2-Dichloroethene (Total)	2.5 U	ug/m3	2.5	0.45	1.58		03/17/20 21:08	540-59-0	N2
1,2-Dichloropropane	1.5 U	ug/m3	1.5	0.36	1.58		03/17/20 21:08	78-87-5	
1,3,5-Trimethylbenzene	3.2	ug/m3	1.6	0.63	1.58		03/17/20 21:08	108-67-8	
1,3-Dichlorobenzene	1.9 U	ug/m3	1.9	0.92	1.58		03/17/20 21:08	541-73-1	
1,4-Dichlorobenzene	4.8 U	ug/m3	4.8	1.6	1.58		03/17/20 21:08	106-46-7	
1,4-Dioxane (p-Dioxane)	2.0J	ug/m3	5.8	1.2	1.58		03/17/20 21:08	123-91-1	
2-Butanone (MEK)	4.7 U	ug/m3	4.7	0.58	1.58		03/17/20 21:08	78-93-3	
2-Hexanone	6.6 U	ug/m3	6.6	1.2	1.58		03/17/20 21:08	591-78-6	
4-Methyl-2-pentanone (MIBK)	6.6 U	ug/m3	6.6	0.82	1.58		03/17/20 21:08	108-10-1	
Acetone	98.0	ug/m3	9.5	1.9	1.58		03/17/20 21:08	67-64-1	
Benzene	1.2	ug/m3	0.51	0.24	1.58		03/17/20 21:08	71-43-2	
Bromodichloromethane	2.1 U	ug/m3	2.1	0.58	1.58		03/17/20 21:08	75-27-4	
Bromoform	8.3 U	ug/m3	8.3	2.2	1.58		03/17/20 21:08	75-25-2	
Bromomethane	1.2 U	ug/m3	1.2	0.36	1.58		03/17/20 21:08	74-83-9	
Carbon disulfide	1.0 U	ug/m3	1.0	0.35	1.58		03/17/20 21:08	75-15-0	
Carbon tetrachloride	2.0 U	ug/m3	2.0	0.68	1.58		03/17/20 21:08	56-23-5	
Chlorobenzene	1.5 U	ug/m3	1.5	0.43	1.58		03/17/20 21:08	108-90-7	
Chloroethane	0.85 U	ug/m3	0.85	0.41	1.58		03/17/20 21:08	75-00-3	
Chloroform	0.78 U	ug/m3	0.78	0.31	1.58		03/17/20 21:08	67-66-3	
Chloromethane	0.94	ug/m3	0.66	0.25	1.58		03/17/20 21:08	74-87-3	
Cyclohexane	1.6J	ug/m3	2.8	0.56	1.58		03/17/20 21:08	110-82-7	
Dibromochloromethane	2.7 U	ug/m3	2.7	1.1	1.58		03/17/20 21:08	124-48-1	
Dichlorodifluoromethane	1.8	ug/m3	1.6	0.46	1.58		03/17/20 21:08	75-71-8	
Ethylbenzene	3.5	ug/m3	1.4	0.48	1.58		03/17/20 21:08	100-41-4	
Hexachloro-1,3-butadiene	8.6 U	ug/m3	8.6	3.1	1.58		03/17/20 21:08	87-68-3	
Isopropylbenzene (Cumene)	1.0J	ug/m3	4.0	0.60	1.58		03/17/20 21:08	98-82-8	
Methyl-tert-butyl ether	5.8 U	ug/m3	5.8	1.0	1.58		03/17/20 21:08	1634-04-4	
Methylene Chloride	5.6 U	ug/m3	5.6	1.9	1.58		03/17/20 21:08	75-09-2	
Naphthalene	2.3J	ug/m3	4.2	2.1	1.58		03/17/20 21:08	91-20-3	
Styrene	0.91J	ug/m3	1.4	0.54	1.58		03/17/20 21:08	100-42-5	
Tetrachloroethene	10	ug/m3	1.1	0.50	1.58		03/17/20 21:08	127-18-4	
Toluene	7.8	ug/m3	1.2	0.55	1.58		03/17/20 21:08	108-88-3	
Trichloroethene	0.86 U	ug/m3	0.86	0.40	1.58		03/17/20 21:08	79-01-6	
Trichlorofluoromethane	1.3J	ug/m3	1.8	0.58	1.58		03/17/20 21:08	75-69-4	

REPORT OF LABORATORY ANALYSIS

This report shall not be reproduced, except in full,
without the written consent of Pace Analytical Services, LLC.

ANALYTICAL RESULTS

Project: A11 Soil Gas Q1 2020

Pace Project No.: 30354073

Sample: A11-018-IA **Lab ID: 30354073007** Collected: 03/08/20 16:49 Received: 03/11/20 09:20 Matrix: Air

Parameters	Results	Units	Report			Prepared	Analyzed	CAS No.	Qual
			Limit	MDL	DF				
TO15 MSV AIR									
Analytical Method: TO-15									
Vinyl chloride	0.41 U	ug/m3	0.41	0.20	1.58		03/17/20 21:08	75-01-4	
Xylene (Total)	28.4	ug/m3	4.2	1.1	1.58		03/17/20 21:08	1330-20-7	
cis-1,2-Dichloroethene	1.3 U	ug/m3	1.3	0.35	1.58		03/17/20 21:08	156-59-2	
cis-1,3-Dichloropropene	1.5 U	ug/m3	1.5	0.48	1.58		03/17/20 21:08	10061-01-5	
trans-1,2-Dichloroethene	1.3 U	ug/m3	1.3	0.45	1.58		03/17/20 21:08	156-60-5	
trans-1,3-Dichloropropene	1.5 U	ug/m3	1.5	0.70	1.58		03/17/20 21:08	10061-02-6	

REPORT OF LABORATORY ANALYSIS

This report shall not be reproduced, except in full,
without the written consent of Pace Analytical Services, LLC.

ANALYTICAL RESULTS

Project: A11 Soil Gas Q1 2020
Pace Project No.: 30354073

Sample: A11-020-OA(FB) **Lab ID: 30354073008** Collected: 03/08/20 16:53 Received: 03/11/20 09:20 Matrix: Air

Parameters	Results	Units	Report			Prepared	Analyzed	CAS No.	Qual
			Limit	MDL	DF				
TO15 MSV AIR Analytical Method: TO-15									
1,1,1-Trichloroethane	1.7 U	ug/m3	1.7	0.48	1.55		03/17/20 18:55	71-55-6	
1,1,2,2-Tetrachloroethane	1.1 U	ug/m3	1.1	0.48	1.55		03/17/20 18:55	79-34-5	
1,1,2-Trichloroethane	0.86 U	ug/m3	0.86	0.38	1.55		03/17/20 18:55	79-00-5	
1,1,2-Trichlorotrifluoroethane	2.4 U	ug/m3	2.4	0.87	1.55		03/17/20 18:55	76-13-1	
1,1-Dichloroethane	1.3 U	ug/m3	1.3	0.35	1.55		03/17/20 18:55	75-34-3	
1,1-Dichloroethene	1.2 U	ug/m3	1.2	0.42	1.55		03/17/20 18:55	75-35-4	
1,2,3-Trimethylbenzene	1.5 U	ug/m3	1.5	0.62	1.55		03/17/20 18:55	526-73-8	
1,2,4-Trichlorobenzene	11.7 U	ug/m3	11.7	5.8	1.55		03/17/20 18:55	120-82-1	
1,2,4-Trimethylbenzene	1.5 U	ug/m3	1.5	0.70	1.55		03/17/20 18:55	95-63-6	
1,2-Dibromoethane (EDB)	1.2 U	ug/m3	1.2	0.57	1.55		03/17/20 18:55	106-93-4	
1,2-Dichlorobenzene	1.9 U	ug/m3	1.9	0.77	1.55		03/17/20 18:55	95-50-1	
1,2-Dichloroethane	0.64 U	ug/m3	0.64	0.23	1.55		03/17/20 18:55	107-06-2	
1,2-Dichloroethene (Total)	2.5 U	ug/m3	2.5	0.44	1.55		03/17/20 18:55	540-59-0	N2
1,2-Dichloropropane	1.5 U	ug/m3	1.5	0.36	1.55		03/17/20 18:55	78-87-5	
1,3,5-Trimethylbenzene	1.5 U	ug/m3	1.5	0.62	1.55		03/17/20 18:55	108-67-8	
1,3-Dichlorobenzene	1.9 U	ug/m3	1.9	0.90	1.55		03/17/20 18:55	541-73-1	
1,4-Dichlorobenzene	4.7 U	ug/m3	4.7	1.6	1.55		03/17/20 18:55	106-46-7	
1,4-Dioxane (p-Dioxane)	5.7 U	ug/m3	5.7	1.2	1.55		03/17/20 18:55	123-91-1	
2-Butanone (MEK)	4.6 U	ug/m3	4.6	0.57	1.55		03/17/20 18:55	78-93-3	
2-Hexanone	6.4 U	ug/m3	6.4	1.2	1.55		03/17/20 18:55	591-78-6	
4-Methyl-2-pentanone (MIBK)	6.4 U	ug/m3	6.4	0.80	1.55		03/17/20 18:55	108-10-1	
Acetone	9.4 U	ug/m3	9.4	1.9	1.55		03/17/20 18:55	67-64-1	
Benzene	0.45J	ug/m3	0.50	0.24	1.55		03/17/20 18:55	71-43-2	
Bromodichloromethane	2.1 U	ug/m3	2.1	0.57	1.55		03/17/20 18:55	75-27-4	
Bromoform	8.1 U	ug/m3	8.1	2.2	1.55		03/17/20 18:55	75-25-2	
Bromomethane	1.2 U	ug/m3	1.2	0.35	1.55		03/17/20 18:55	74-83-9	
Carbon disulfide	0.98 U	ug/m3	0.98	0.34	1.55		03/17/20 18:55	75-15-0	
Carbon tetrachloride	2.0 U	ug/m3	2.0	0.66	1.55		03/17/20 18:55	56-23-5	
Chlorobenzene	1.5 U	ug/m3	1.5	0.43	1.55		03/17/20 18:55	108-90-7	
Chloroethane	0.83 U	ug/m3	0.83	0.40	1.55		03/17/20 18:55	75-00-3	
Chloroform	0.77 U	ug/m3	0.77	0.30	1.55		03/17/20 18:55	67-66-3	
Chloromethane	1.0	ug/m3	0.65	0.24	1.55		03/17/20 18:55	74-87-3	
Cyclohexane	2.7 U	ug/m3	2.7	0.55	1.55		03/17/20 18:55	110-82-7	
Dibromochloromethane	2.7 U	ug/m3	2.7	1.1	1.55		03/17/20 18:55	124-48-1	
Dichlorodifluoromethane	1.8	ug/m3	1.6	0.45	1.55		03/17/20 18:55	75-71-8	
Ethylbenzene	2.7	ug/m3	1.4	0.47	1.55		03/17/20 18:55	100-41-4	
Hexachloro-1,3-butadiene	8.4 U	ug/m3	8.4	3.1	1.55		03/17/20 18:55	87-68-3	
Isopropylbenzene (Cumene)	3.9 U	ug/m3	3.9	0.59	1.55		03/17/20 18:55	98-82-8	
Methyl-tert-butyl ether	5.7 U	ug/m3	5.7	1.0	1.55		03/17/20 18:55	1634-04-4	
Methylene Chloride	5.5 U	ug/m3	5.5	1.9	1.55		03/17/20 18:55	75-09-2	
Naphthalene	4.1 U	ug/m3	4.1	2.0	1.55		03/17/20 18:55	91-20-3	
Styrene	1.3 U	ug/m3	1.3	0.53	1.55		03/17/20 18:55	100-42-5	
Tetrachloroethene	1.1 U	ug/m3	1.1	0.49	1.55		03/17/20 18:55	127-18-4	
Toluene	1.2 U	ug/m3	1.2	0.54	1.55		03/17/20 18:55	108-88-3	
Trichloroethene	0.85 U	ug/m3	0.85	0.39	1.55		03/17/20 18:55	79-01-6	
Trichlorofluoromethane	1.5J	ug/m3	1.8	0.57	1.55		03/17/20 18:55	75-69-4	

REPORT OF LABORATORY ANALYSIS

This report shall not be reproduced, except in full,
without the written consent of Pace Analytical Services, LLC.

ANALYTICAL RESULTS

Project: A11 Soil Gas Q1 2020

Pace Project No.: 30354073

Sample: A11-020-OA(FB) **Lab ID: 30354073008** Collected: 03/08/20 16:53 Received: 03/11/20 09:20 Matrix: Air

Parameters	Results	Units	Report Limit	MDL	DF	Prepared	Analyzed	CAS No.	Qual
TO15 MSV AIR		Analytical Method: TO-15							
Vinyl chloride	0.40 U	ug/m3	0.40	0.20	1.55		03/17/20 18:55	75-01-4	
Xylene (Total)	22.3	ug/m3	4.1	1.1	1.55		03/17/20 18:55	1330-20-7	
cis-1,2-Dichloroethene	1.2 U	ug/m3	1.2	0.34	1.55		03/17/20 18:55	156-59-2	
cis-1,3-Dichloropropene	1.4 U	ug/m3	1.4	0.47	1.55		03/17/20 18:55	10061-01-5	
trans-1,2-Dichloroethene	1.2 U	ug/m3	1.2	0.44	1.55		03/17/20 18:55	156-60-5	
trans-1,3-Dichloropropene	1.4 U	ug/m3	1.4	0.68	1.55		03/17/20 18:55	10061-02-6	

REPORT OF LABORATORY ANALYSIS

This report shall not be reproduced, except in full,
without the written consent of Pace Analytical Services, LLC.

ANALYTICAL RESULTS

Project: A11 Soil Gas Q1 2020
Pace Project No.: 30354073

Sample: A11-003-SG **Lab ID: 30354073009** Collected: 03/08/20 17:06 Received: 03/11/20 09:20 Matrix: Air

Parameters	Results	Units	Report			Prepared	Analyzed	CAS No.	Qual
			Limit	MDL	DF				
TO15 MSV AIR Analytical Method: TO-15									
1,1,1-Trichloroethane	0.77J	ug/m3	1.8	0.50	1.61		03/18/20 01:54	71-55-6	
1,1,2,2-Tetrachloroethane	1.1 U	ug/m3	1.1	0.50	1.61		03/18/20 01:54	79-34-5	
1,1,2-Trichloroethane	0.89 U	ug/m3	0.89	0.39	1.61		03/18/20 01:54	79-00-5	
1,1,2-Trichlorotrifluoroethane	2.5 U	ug/m3	2.5	0.91	1.61		03/18/20 01:54	76-13-1	
1,1-Dichloroethane	1.3 U	ug/m3	1.3	0.36	1.61		03/18/20 01:54	75-34-3	
1,1-Dichloroethene	1.3 U	ug/m3	1.3	0.44	1.61		03/18/20 01:54	75-35-4	
1,2,3-Trimethylbenzene	1.6 U	ug/m3	1.6	0.65	1.61		03/18/20 01:54	526-73-8	
1,2,4-Trichlorobenzene	12.1 U	ug/m3	12.1	6.0	1.61		03/18/20 01:54	120-82-1	
1,2,4-Trimethylbenzene	1.6 U	ug/m3	1.6	0.73	1.61		03/18/20 01:54	95-63-6	
1,2-Dibromoethane (EDB)	1.3 U	ug/m3	1.3	0.59	1.61		03/18/20 01:54	106-93-4	
1,2-Dichlorobenzene	2.0 U	ug/m3	2.0	0.80	1.61		03/18/20 01:54	95-50-1	
1,2-Dichloroethane	0.66 U	ug/m3	0.66	0.24	1.61		03/18/20 01:54	107-06-2	
1,2-Dichloroethene (Total)	2.6 U	ug/m3	2.6	0.46	1.61		03/18/20 01:54	540-59-0	N2
1,2-Dichloropropane	1.5 U	ug/m3	1.5	0.37	1.61		03/18/20 01:54	78-87-5	
1,3,5-Trimethylbenzene	1.6 U	ug/m3	1.6	0.64	1.61		03/18/20 01:54	108-67-8	
1,3-Dichlorobenzene	2.0 U	ug/m3	2.0	0.94	1.61		03/18/20 01:54	541-73-1	
1,4-Dichlorobenzene	4.9 U	ug/m3	4.9	1.6	1.61		03/18/20 01:54	106-46-7	
1,4-Dioxane (p-Dioxane)	5.9 U	ug/m3	5.9	1.2	1.61		03/18/20 01:54	123-91-1	
2-Butanone (MEK)	4.8 U	ug/m3	4.8	0.59	1.61		03/18/20 01:54	78-93-3	
2-Hexanone	6.7 U	ug/m3	6.7	1.2	1.61		03/18/20 01:54	591-78-6	
4-Methyl-2-pentanone (MIBK)	1.0J	ug/m3	6.7	0.83	1.61		03/18/20 01:54	108-10-1	
Acetone	26.4	ug/m3	9.7	1.9	1.61		03/18/20 01:54	67-64-1	
Benzene	5.1	ug/m3	0.52	0.25	1.61		03/18/20 01:54	71-43-2	
Bromodichloromethane	2.2 U	ug/m3	2.2	0.59	1.61		03/18/20 01:54	75-27-4	
Bromoform	8.5 U	ug/m3	8.5	2.3	1.61		03/18/20 01:54	75-25-2	
Bromomethane	1.3 U	ug/m3	1.3	0.37	1.61		03/18/20 01:54	74-83-9	
Carbon disulfide	38.0	ug/m3	1.0	0.35	1.61		03/18/20 01:54	75-15-0	
Carbon tetrachloride	2.1 U	ug/m3	2.1	0.69	1.61		03/18/20 01:54	56-23-5	
Chlorobenzene	1.5 U	ug/m3	1.5	0.44	1.61		03/18/20 01:54	108-90-7	
Chloroethane	0.86 U	ug/m3	0.86	0.42	1.61		03/18/20 01:54	75-00-3	
Chloroform	0.58J	ug/m3	0.80	0.32	1.61		03/18/20 01:54	67-66-3	
Chloromethane	1.6	ug/m3	0.68	0.25	1.61		03/18/20 01:54	74-87-3	
Cyclohexane	6.8	ug/m3	2.8	0.57	1.61		03/18/20 01:54	110-82-7	
Dibromochloromethane	2.8 U	ug/m3	2.8	1.2	1.61		03/18/20 01:54	124-48-1	
Dichlorodifluoromethane	1.7	ug/m3	1.6	0.47	1.61		03/18/20 01:54	75-71-8	
Ethylbenzene	0.93J	ug/m3	1.4	0.49	1.61		03/18/20 01:54	100-41-4	
Hexachloro-1,3-butadiene	8.7 U	ug/m3	8.7	3.2	1.61		03/18/20 01:54	87-68-3	
Isopropylbenzene (Cumene)	4.0 U	ug/m3	4.0	0.61	1.61		03/18/20 01:54	98-82-8	
Methyl-tert-butyl ether	5.9 U	ug/m3	5.9	1.1	1.61		03/18/20 01:54	1634-04-4	
Methylene Chloride	5.7 U	ug/m3	5.7	1.9	1.61		03/18/20 01:54	75-09-2	
Naphthalene	4.3 U	ug/m3	4.3	2.1	1.61		03/18/20 01:54	91-20-3	
Styrene	2.0	ug/m3	1.4	0.55	1.61		03/18/20 01:54	100-42-5	
Tetrachloroethene	1.0J	ug/m3	1.1	0.51	1.61		03/18/20 01:54	127-18-4	
Toluene	3.0	ug/m3	1.2	0.57	1.61		03/18/20 01:54	108-88-3	
Trichloroethene	0.76J	ug/m3	0.88	0.41	1.61		03/18/20 01:54	79-01-6	
Trichlorofluoromethane	4.2	ug/m3	1.8	0.59	1.61		03/18/20 01:54	75-69-4	

REPORT OF LABORATORY ANALYSIS

This report shall not be reproduced, except in full,
without the written consent of Pace Analytical Services, LLC.

ANALYTICAL RESULTS

Project: A11 Soil Gas Q1 2020

Pace Project No.: 30354073

Sample: A11-003-SG **Lab ID: 30354073009** Collected: 03/08/20 17:06 Received: 03/11/20 09:20 Matrix: Air

Parameters	Results	Units	Report Limit	MDL	DF	Prepared	Analyzed	CAS No.	Qual
TO15 MSV AIR									
Analytical Method: TO-15									
Vinyl chloride	0.42 U	ug/m3	0.42	0.20	1.61		03/18/20 01:54	75-01-4	
Xylene (Total)	5.4	ug/m3	4.3	1.1	1.61		03/18/20 01:54	1330-20-7	
cis-1,2-Dichloroethene	1.3 U	ug/m3	1.3	0.35	1.61		03/18/20 01:54	156-59-2	
cis-1,3-Dichloropropene	1.5 U	ug/m3	1.5	0.49	1.61		03/18/20 01:54	10061-01-5	
trans-1,2-Dichloroethene	1.3 U	ug/m3	1.3	0.46	1.61		03/18/20 01:54	156-60-5	
trans-1,3-Dichloropropene	1.5 U	ug/m3	1.5	0.71	1.61		03/18/20 01:54	10061-02-6	

REPORT OF LABORATORY ANALYSIS

This report shall not be reproduced, except in full,
without the written consent of Pace Analytical Services, LLC.

ANALYTICAL RESULTS

Project: A11 Soil Gas Q1 2020
Pace Project No.: 30354073

Sample: A11-003-IA **Lab ID: 30354073010** Collected: 03/08/20 17:06 Received: 03/11/20 09:20 Matrix: Air

Parameters	Results	Units	Report			Prepared	Analyzed	CAS No.	Qual
			Limit	MDL	DF				
TO15 MSV AIR Analytical Method: TO-15									
1,1,1-Trichloroethane	1.7 U	ug/m3	1.7	0.46	1.49		03/17/20 21:35	71-55-6	
1,1,2,2-Tetrachloroethane	1.0 U	ug/m3	1.0	0.46	1.49		03/17/20 21:35	79-34-5	
1,1,2-Trichloroethane	0.83 U	ug/m3	0.83	0.36	1.49		03/17/20 21:35	79-00-5	
1,1,2-Trichlorotrifluoroethane	2.3 U	ug/m3	2.3	0.84	1.49		03/17/20 21:35	76-13-1	
1,1-Dichloroethane	1.2 U	ug/m3	1.2	0.34	1.49		03/17/20 21:35	75-34-3	
1,1-Dichloroethene	1.2 U	ug/m3	1.2	0.41	1.49		03/17/20 21:35	75-35-4	
1,2,3-Trimethylbenzene	1.5 U	ug/m3	1.5	0.60	1.49		03/17/20 21:35	526-73-8	
1,2,4-Trichlorobenzene	11.2 U	ug/m3	11.2	5.5	1.49		03/17/20 21:35	120-82-1	
1,2,4-Trimethylbenzene	1.5 U	ug/m3	1.5	0.67	1.49		03/17/20 21:35	95-63-6	
1,2-Dibromoethane (EDB)	1.2 U	ug/m3	1.2	0.55	1.49		03/17/20 21:35	106-93-4	
1,2-Dichlorobenzene	1.8 U	ug/m3	1.8	0.74	1.49		03/17/20 21:35	95-50-1	
1,2-Dichloroethane	0.61 U	ug/m3	0.61	0.22	1.49		03/17/20 21:35	107-06-2	
1,2-Dichloroethene (Total)	2.4 U	ug/m3	2.4	0.42	1.49		03/17/20 21:35	540-59-0	N2
1,2-Dichloropropane	1.4 U	ug/m3	1.4	0.34	1.49		03/17/20 21:35	78-87-5	
1,3,5-Trimethylbenzene	1.5 U	ug/m3	1.5	0.59	1.49		03/17/20 21:35	108-67-8	
1,3-Dichlorobenzene	1.8 U	ug/m3	1.8	0.87	1.49		03/17/20 21:35	541-73-1	
1,4-Dichlorobenzene	4.6 U	ug/m3	4.6	1.5	1.49		03/17/20 21:35	106-46-7	
1,4-Dioxane (p-Dioxane)	5.5 U	ug/m3	5.5	1.1	1.49		03/17/20 21:35	123-91-1	
2-Butanone (MEK)	2.8J	ug/m3	4.5	0.55	1.49		03/17/20 21:35	78-93-3	
2-Hexanone	6.2 U	ug/m3	6.2	1.1	1.49		03/17/20 21:35	591-78-6	
4-Methyl-2-pentanone (MIBK)	6.2 U	ug/m3	6.2	0.77	1.49		03/17/20 21:35	108-10-1	
Acetone	13.5	ug/m3	9.0	1.8	1.49		03/17/20 21:35	67-64-1	
Benzene	0.68	ug/m3	0.48	0.23	1.49		03/17/20 21:35	71-43-2	
Bromodichloromethane	2.0 U	ug/m3	2.0	0.55	1.49		03/17/20 21:35	75-27-4	
Bromoform	7.8 U	ug/m3	7.8	2.1	1.49		03/17/20 21:35	75-25-2	
Bromomethane	1.2 U	ug/m3	1.2	0.34	1.49		03/17/20 21:35	74-83-9	
Carbon disulfide	0.94 U	ug/m3	0.94	0.33	1.49		03/17/20 21:35	75-15-0	
Carbon tetrachloride	1.9 U	ug/m3	1.9	0.64	1.49		03/17/20 21:35	56-23-5	
Chlorobenzene	1.4 U	ug/m3	1.4	0.41	1.49		03/17/20 21:35	108-90-7	
Chloroethane	0.80 U	ug/m3	0.80	0.39	1.49		03/17/20 21:35	75-00-3	
Chloroform	0.74 U	ug/m3	0.74	0.29	1.49		03/17/20 21:35	67-66-3	
Chloromethane	1.1	ug/m3	0.63	0.23	1.49		03/17/20 21:35	74-87-3	
Cyclohexane	2.6 U	ug/m3	2.6	0.53	1.49		03/17/20 21:35	110-82-7	
Dibromochloromethane	2.6 U	ug/m3	2.6	1.1	1.49		03/17/20 21:35	124-48-1	
Dichlorodifluoromethane	1.9	ug/m3	1.5	0.44	1.49		03/17/20 21:35	75-71-8	
Ethylbenzene	0.98J	ug/m3	1.3	0.45	1.49		03/17/20 21:35	100-41-4	
Hexachloro-1,3-butadiene	8.1 U	ug/m3	8.1	2.9	1.49		03/17/20 21:35	87-68-3	
Isopropylbenzene (Cumene)	3.7 U	ug/m3	3.7	0.57	1.49		03/17/20 21:35	98-82-8	
Methyl-tert-butyl ether	5.5 U	ug/m3	5.5	0.99	1.49		03/17/20 21:35	1634-04-4	
Methylene Chloride	5.3 U	ug/m3	5.3	1.8	1.49		03/17/20 21:35	75-09-2	
Naphthalene	4.0 U	ug/m3	4.0	2.0	1.49		03/17/20 21:35	91-20-3	
Styrene	2.2	ug/m3	1.3	0.51	1.49		03/17/20 21:35	100-42-5	
Tetrachloroethene	1.0 U	ug/m3	1.0	0.47	1.49		03/17/20 21:35	127-18-4	
Toluene	1.6	ug/m3	1.1	0.52	1.49		03/17/20 21:35	108-88-3	
Trichloroethene	0.81 U	ug/m3	0.81	0.38	1.49		03/17/20 21:35	79-01-6	
Trichlorofluoromethane	1.3J	ug/m3	1.7	0.55	1.49		03/17/20 21:35	75-69-4	

REPORT OF LABORATORY ANALYSIS

This report shall not be reproduced, except in full,
without the written consent of Pace Analytical Services, LLC.

ANALYTICAL RESULTS

Project: A11 Soil Gas Q1 2020

Pace Project No.: 30354073

Sample: A11-003-IA **Lab ID: 30354073010** Collected: 03/08/20 17:06 Received: 03/11/20 09:20 Matrix: Air

Parameters	Results	Units	Report Limit	MDL	DF	Prepared	Analyzed	CAS No.	Qual
TO15 MSV AIR		Analytical Method: TO-15							
Vinyl chloride	0.39 U	ug/m3	0.39	0.19	1.49		03/17/20 21:35	75-01-4	
Xylene (Total)	5.8	ug/m3	3.9	1.0	1.49		03/17/20 21:35	1330-20-7	
cis-1,2-Dichloroethene	1.2 U	ug/m3	1.2	0.33	1.49		03/17/20 21:35	156-59-2	
cis-1,3-Dichloropropene	1.4 U	ug/m3	1.4	0.45	1.49		03/17/20 21:35	10061-01-5	
trans-1,2-Dichloroethene	1.2 U	ug/m3	1.2	0.42	1.49		03/17/20 21:35	156-60-5	
trans-1,3-Dichloropropene	1.4 U	ug/m3	1.4	0.66	1.49		03/17/20 21:35	10061-02-6	

REPORT OF LABORATORY ANALYSIS

This report shall not be reproduced, except in full,
without the written consent of Pace Analytical Services, LLC.

ANALYTICAL RESULTS

Project: A11 Soil Gas Q1 2020

Pace Project No.: 30354073

Sample: A11-010-SG **Lab ID: 30354073011** Collected: 03/08/20 17:13 Received: 03/11/20 09:20 Matrix: Air

Parameters	Results	Units	Report			Prepared	Analyzed	CAS No.	Qual
			Limit	MDL	DF				
TO15 MSV AIR Analytical Method: TO-15									
1,1,1-Trichloroethane	1.7 U	ug/m3	1.7	0.47	1.52		03/18/20 02:45	71-55-6	
1,1,2,2-Tetrachloroethane	1.1 U	ug/m3	1.1	0.47	1.52		03/18/20 02:45	79-34-5	
1,1,2-Trichloroethane	0.84 U	ug/m3	0.84	0.37	1.52		03/18/20 02:45	79-00-5	
1,1,2-Trichlorotrifluoroethane	2.4 U	ug/m3	2.4	0.86	1.52		03/18/20 02:45	76-13-1	
1,1-Dichloroethane	1.3 U	ug/m3	1.3	0.34	1.52		03/18/20 02:45	75-34-3	
1,1-Dichloroethene	1.2 U	ug/m3	1.2	0.42	1.52		03/18/20 02:45	75-35-4	
1,2,3-Trimethylbenzene	1.5 U	ug/m3	1.5	0.61	1.52		03/18/20 02:45	526-73-8	
1,2,4-Trichlorobenzene	11.5 U	ug/m3	11.5	5.7	1.52		03/18/20 02:45	120-82-1	
1,2,4-Trimethylbenzene	1.5 U	ug/m3	1.5	0.69	1.52		03/18/20 02:45	95-63-6	
1,2-Dibromoethane (EDB)	1.2 U	ug/m3	1.2	0.56	1.52		03/18/20 02:45	106-93-4	
1,2-Dichlorobenzene	1.9 U	ug/m3	1.9	0.76	1.52		03/18/20 02:45	95-50-1	
1,2-Dichloroethane	0.62 U	ug/m3	0.62	0.23	1.52		03/18/20 02:45	107-06-2	
1,2-Dichloroethene (Total)	2.4 U	ug/m3	2.4	0.43	1.52		03/18/20 02:45	540-59-0	N2
1,2-Dichloropropane	1.4 U	ug/m3	1.4	0.35	1.52		03/18/20 02:45	78-87-5	
1,3,5-Trimethylbenzene	1.5 U	ug/m3	1.5	0.61	1.52		03/18/20 02:45	108-67-8	
1,3-Dichlorobenzene	1.9 U	ug/m3	1.9	0.88	1.52		03/18/20 02:45	541-73-1	
1,4-Dichlorobenzene	4.7 U	ug/m3	4.7	1.5	1.52		03/18/20 02:45	106-46-7	
1,4-Dioxane (p-Dioxane)	5.6 U	ug/m3	5.6	1.1	1.52		03/18/20 02:45	123-91-1	
2-Butanone (MEK)	8.2	ug/m3	4.6	0.56	1.52		03/18/20 02:45	78-93-3	
2-Hexanone	6.3 U	ug/m3	6.3	1.1	1.52		03/18/20 02:45	591-78-6	
4-Methyl-2-pentanone (MIBK)	6.3 U	ug/m3	6.3	0.79	1.52		03/18/20 02:45	108-10-1	
Acetone	18.5	ug/m3	9.2	1.8	1.52		03/18/20 02:45	67-64-1	
Benzene	1.1	ug/m3	0.49	0.23	1.52		03/18/20 02:45	71-43-2	
Bromodichloromethane	2.1 U	ug/m3	2.1	0.56	1.52		03/18/20 02:45	75-27-4	
Bromoform	8.0 U	ug/m3	8.0	2.2	1.52		03/18/20 02:45	75-25-2	
Bromomethane	1.2 U	ug/m3	1.2	0.35	1.52		03/18/20 02:45	74-83-9	
Carbon disulfide	4.3	ug/m3	0.96	0.33	1.52		03/18/20 02:45	75-15-0	
Carbon tetrachloride	1.9 U	ug/m3	1.9	0.65	1.52		03/18/20 02:45	56-23-5	
Chlorobenzene	1.4 U	ug/m3	1.4	0.42	1.52		03/18/20 02:45	108-90-7	
Chloroethane	0.81 U	ug/m3	0.81	0.40	1.52		03/18/20 02:45	75-00-3	
Chloroform	0.40J	ug/m3	0.75	0.30	1.52		03/18/20 02:45	67-66-3	
Chloromethane	0.80	ug/m3	0.64	0.24	1.52		03/18/20 02:45	74-87-3	
Cyclohexane	0.79J	ug/m3	2.7	0.54	1.52		03/18/20 02:45	110-82-7	
Dibromochloromethane	2.6 U	ug/m3	2.6	1.1	1.52		03/18/20 02:45	124-48-1	
Dichlorodifluoromethane	1.8	ug/m3	1.5	0.45	1.52		03/18/20 02:45	75-71-8	
Ethylbenzene	1.1J	ug/m3	1.3	0.46	1.52		03/18/20 02:45	100-41-4	
Hexachloro-1,3-butadiene	8.2 U	ug/m3	8.2	3.0	1.52		03/18/20 02:45	87-68-3	
Isopropylbenzene (Cumene)	3.8 U	ug/m3	3.8	0.58	1.52		03/18/20 02:45	98-82-8	
Methyl-tert-butyl ether	5.6 U	ug/m3	5.6	1.0	1.52		03/18/20 02:45	1634-04-4	
Methylene Chloride	5.4 U	ug/m3	5.4	1.8	1.52		03/18/20 02:45	75-09-2	
Naphthalene	4.0 U	ug/m3	4.0	2.0	1.52		03/18/20 02:45	91-20-3	
Styrene	2.4	ug/m3	1.3	0.52	1.52		03/18/20 02:45	100-42-5	
Tetrachloroethene	1.1	ug/m3	1.0	0.48	1.52		03/18/20 02:45	127-18-4	
Toluene	4.8	ug/m3	1.2	0.53	1.52		03/18/20 02:45	108-88-3	
Trichloroethene	0.83 U	ug/m3	0.83	0.38	1.52		03/18/20 02:45	79-01-6	
Trichlorofluoromethane	1.3J	ug/m3	1.7	0.56	1.52		03/18/20 02:45	75-69-4	

REPORT OF LABORATORY ANALYSIS

This report shall not be reproduced, except in full,
without the written consent of Pace Analytical Services, LLC.

ANALYTICAL RESULTS

Project: A11 Soil Gas Q1 2020

Pace Project No.: 30354073

Sample: A11-010-SG **Lab ID: 30354073011** Collected: 03/08/20 17:13 Received: 03/11/20 09:20 Matrix: Air

Parameters	Results	Units	Report Limit	MDL	DF	Prepared	Analyzed	CAS No.	Qual
TO15 MSV AIR		Analytical Method: TO-15							
Vinyl chloride	0.40 U	ug/m3	0.40	0.19	1.52		03/18/20 02:45	75-01-4	
Xylene (Total)	6.7	ug/m3	4.0	1.1	1.52		03/18/20 02:45	1330-20-7	
cis-1,2-Dichloroethene	1.2 U	ug/m3	1.2	0.33	1.52		03/18/20 02:45	156-59-2	
cis-1,3-Dichloropropene	1.4 U	ug/m3	1.4	0.46	1.52		03/18/20 02:45	10061-01-5	
trans-1,2-Dichloroethene	1.2 U	ug/m3	1.2	0.43	1.52		03/18/20 02:45	156-60-5	
trans-1,3-Dichloropropene	1.4 U	ug/m3	1.4	0.67	1.52		03/18/20 02:45	10061-02-6	

REPORT OF LABORATORY ANALYSIS

This report shall not be reproduced, except in full,
without the written consent of Pace Analytical Services, LLC.

ANALYTICAL RESULTS

Project: A11 Soil Gas Q1 2020

Pace Project No.: 30354073

Sample: A11-017-IA Lab ID: 30354073012 Collected: 03/08/20 17:16 Received: 03/11/20 09:20 Matrix: Air

Parameters	Results	Units	Report			Prepared	Analyzed	CAS No.	Qual
			Limit	MDL	DF				
TO15 MSV AIR Analytical Method: TO-15									
1,1,1-Trichloroethane	1.7 U	ug/m3	1.7	0.48	1.55		03/17/20 22:01	71-55-6	
1,1,2,2-Tetrachloroethane	1.1 U	ug/m3	1.1	0.48	1.55		03/17/20 22:01	79-34-5	
1,1,2-Trichloroethane	0.86 U	ug/m3	0.86	0.38	1.55		03/17/20 22:01	79-00-5	
1,1,2-Trichlorotrifluoroethane	2.4 U	ug/m3	2.4	0.87	1.55		03/17/20 22:01	76-13-1	
1,1-Dichloroethane	1.3 U	ug/m3	1.3	0.35	1.55		03/17/20 22:01	75-34-3	
1,1-Dichloroethene	1.2 U	ug/m3	1.2	0.42	1.55		03/17/20 22:01	75-35-4	
1,2,3-Trimethylbenzene	1.5 U	ug/m3	1.5	0.62	1.55		03/17/20 22:01	526-73-8	
1,2,4-Trichlorobenzene	11.7 U	ug/m3	11.7	5.8	1.55		03/17/20 22:01	120-82-1	
1,2,4-Trimethylbenzene	1.5 U	ug/m3	1.5	0.70	1.55		03/17/20 22:01	95-63-6	
1,2-Dibromoethane (EDB)	1.2 U	ug/m3	1.2	0.57	1.55		03/17/20 22:01	106-93-4	
1,2-Dichlorobenzene	1.9 U	ug/m3	1.9	0.77	1.55		03/17/20 22:01	95-50-1	
1,2-Dichloroethane	0.64 U	ug/m3	0.64	0.23	1.55		03/17/20 22:01	107-06-2	
1,2-Dichloroethene (Total)	2.5 U	ug/m3	2.5	0.44	1.55		03/17/20 22:01	540-59-0	N2
1,2-Dichloropropane	1.5 U	ug/m3	1.5	0.36	1.55		03/17/20 22:01	78-87-5	
1,3,5-Trimethylbenzene	1.5 U	ug/m3	1.5	0.62	1.55		03/17/20 22:01	108-67-8	
1,3-Dichlorobenzene	1.9 U	ug/m3	1.9	0.90	1.55		03/17/20 22:01	541-73-1	
1,4-Dichlorobenzene	4.7 U	ug/m3	4.7	1.6	1.55		03/17/20 22:01	106-46-7	
1,4-Dioxane (p-Dioxane)	5.7 U	ug/m3	5.7	1.2	1.55		03/17/20 22:01	123-91-1	
2-Butanone (MEK)	1.6J	ug/m3	4.6	0.57	1.55		03/17/20 22:01	78-93-3	
2-Hexanone	6.4 U	ug/m3	6.4	1.2	1.55		03/17/20 22:01	591-78-6	
4-Methyl-2-pentanone (MIBK)	6.4 U	ug/m3	6.4	0.80	1.55		03/17/20 22:01	108-10-1	
Acetone	9.4 U	ug/m3	9.4	1.9	1.55		03/17/20 22:01	67-64-1	
Benzene	0.56	ug/m3	0.50	0.24	1.55		03/17/20 22:01	71-43-2	
Bromodichloromethane	2.1 U	ug/m3	2.1	0.57	1.55		03/17/20 22:01	75-27-4	
Bromoform	8.1 U	ug/m3	8.1	2.2	1.55		03/17/20 22:01	75-25-2	
Bromomethane	1.2 U	ug/m3	1.2	0.35	1.55		03/17/20 22:01	74-83-9	
Carbon disulfide	0.98 U	ug/m3	0.98	0.34	1.55		03/17/20 22:01	75-15-0	
Carbon tetrachloride	2.0 U	ug/m3	2.0	0.66	1.55		03/17/20 22:01	56-23-5	
Chlorobenzene	1.5 U	ug/m3	1.5	0.43	1.55		03/17/20 22:01	108-90-7	
Chloroethane	0.83 U	ug/m3	0.83	0.40	1.55		03/17/20 22:01	75-00-3	
Chloroform	0.77 U	ug/m3	0.77	0.30	1.55		03/17/20 22:01	67-66-3	
Chloromethane	0.87	ug/m3	0.65	0.24	1.55		03/17/20 22:01	74-87-3	
Cyclohexane	2.7 U	ug/m3	2.7	0.55	1.55		03/17/20 22:01	110-82-7	
Dibromochloromethane	2.7 U	ug/m3	2.7	1.1	1.55		03/17/20 22:01	124-48-1	
Dichlorodifluoromethane	1.6	ug/m3	1.6	0.45	1.55		03/17/20 22:01	75-71-8	
Ethylbenzene	0.51J	ug/m3	1.4	0.47	1.55		03/17/20 22:01	100-41-4	
Hexachloro-1,3-butadiene	8.4 U	ug/m3	8.4	3.1	1.55		03/17/20 22:01	87-68-3	
Isopropylbenzene (Cumene)	3.9 U	ug/m3	3.9	0.59	1.55		03/17/20 22:01	98-82-8	
Methyl-tert-butyl ether	5.7 U	ug/m3	5.7	1.0	1.55		03/17/20 22:01	1634-04-4	
Methylene Chloride	5.5 U	ug/m3	5.5	1.9	1.55		03/17/20 22:01	75-09-2	
Naphthalene	4.1 U	ug/m3	4.1	2.0	1.55		03/17/20 22:01	91-20-3	
Styrene	0.69J	ug/m3	1.3	0.53	1.55		03/17/20 22:01	100-42-5	
Tetrachloroethene	0.81J	ug/m3	1.1	0.49	1.55		03/17/20 22:01	127-18-4	
Toluene	0.99J	ug/m3	1.2	0.54	1.55		03/17/20 22:01	108-88-3	
Trichloroethene	0.85 U	ug/m3	0.85	0.39	1.55		03/17/20 22:01	79-01-6	
Trichlorofluoromethane	1.2J	ug/m3	1.8	0.57	1.55		03/17/20 22:01	75-69-4	

REPORT OF LABORATORY ANALYSIS

This report shall not be reproduced, except in full,
without the written consent of Pace Analytical Services, LLC.

ANALYTICAL RESULTS

Project: A11 Soil Gas Q1 2020

Pace Project No.: 30354073

Sample: A11-017-IA **Lab ID: 30354073012** Collected: 03/08/20 17:16 Received: 03/11/20 09:20 Matrix: Air

Parameters	Results	Units	Report			Prepared	Analyzed	CAS No.	Qual
			Limit	MDL	DF				
TO15 MSV AIR									
Analytical Method: TO-15									
Vinyl chloride	0.40 U	ug/m3	0.40	0.20	1.55		03/17/20 22:01	75-01-4	
Xylene (Total)	4.1 U	ug/m3	4.1	1.1	1.55		03/17/20 22:01	1330-20-7	
cis-1,2-Dichloroethene	1.2 U	ug/m3	1.2	0.34	1.55		03/17/20 22:01	156-59-2	
cis-1,3-Dichloropropene	1.4 U	ug/m3	1.4	0.47	1.55		03/17/20 22:01	10061-01-5	
trans-1,2-Dichloroethene	1.2 U	ug/m3	1.2	0.44	1.55		03/17/20 22:01	156-60-5	
trans-1,3-Dichloropropene	1.4 U	ug/m3	1.4	0.68	1.55		03/17/20 22:01	10061-02-6	

REPORT OF LABORATORY ANALYSIS

This report shall not be reproduced, except in full,
without the written consent of Pace Analytical Services, LLC.

ANALYTICAL RESULTS

Project: A11 Soil Gas Q1 2020
Pace Project No.: 30354073

Sample: A11 EQ Blank **Lab ID: 30354073013** Collected: 03/08/20 17:11 Received: 03/11/20 09:20 Matrix: Air

Parameters	Results	Units	Report			Prepared	Analyzed	CAS No.	Qual
			Limit	MDL	DF				
TO15 MSV AIR Analytical Method: TO-15									
1,1,1-Trichloroethane	1.4 U	ug/m3	1.4	0.38	1.22		03/17/20 19:22	71-55-6	
1,1,2,2-Tetrachloroethane	0.85 U	ug/m3	0.85	0.38	1.22		03/17/20 19:22	79-34-5	
1,1,2-Trichloroethane	0.68 U	ug/m3	0.68	0.30	1.22		03/17/20 19:22	79-00-5	
1,1,2-Trichlorotrifluoroethane	1.9 U	ug/m3	1.9	0.69	1.22		03/17/20 19:22	76-13-1	
1,1-Dichloroethane	1.0 U	ug/m3	1.0	0.27	1.22		03/17/20 19:22	75-34-3	
1,1-Dichloroethene	0.98 U	ug/m3	0.98	0.33	1.22		03/17/20 19:22	75-35-4	
1,2,3-Trimethylbenzene	1.2 U	ug/m3	1.2	0.49	1.22		03/17/20 19:22	526-73-8	
1,2,4-Trichlorobenzene	9.2 U	ug/m3	9.2	4.5	1.22		03/17/20 19:22	120-82-1	
1,2,4-Trimethylbenzene	1.2 U	ug/m3	1.2	0.55	1.22		03/17/20 19:22	95-63-6	
1,2-Dibromoethane (EDB)	0.95 U	ug/m3	0.95	0.45	1.22		03/17/20 19:22	106-93-4	
1,2-Dichlorobenzene	1.5 U	ug/m3	1.5	0.61	1.22		03/17/20 19:22	95-50-1	
1,2-Dichloroethane	0.50 U	ug/m3	0.50	0.18	1.22		03/17/20 19:22	107-06-2	
1,2-Dichloroethene (Total)	2.0 U	ug/m3	2.0	0.35	1.22		03/17/20 19:22	540-59-0	N2
1,2-Dichloropropane	1.1 U	ug/m3	1.1	0.28	1.22		03/17/20 19:22	78-87-5	
1,3,5-Trimethylbenzene	1.2 U	ug/m3	1.2	0.49	1.22		03/17/20 19:22	108-67-8	
1,3-Dichlorobenzene	1.5 U	ug/m3	1.5	0.71	1.22		03/17/20 19:22	541-73-1	
1,4-Dichlorobenzene	3.7 U	ug/m3	3.7	1.2	1.22		03/17/20 19:22	106-46-7	
1,4-Dioxane (p-Dioxane)	4.5 U	ug/m3	4.5	0.92	1.22		03/17/20 19:22	123-91-1	
2-Butanone (MEK)	3.7 U	ug/m3	3.7	0.45	1.22		03/17/20 19:22	78-93-3	
2-Hexanone	5.1 U	ug/m3	5.1	0.91	1.22		03/17/20 19:22	591-78-6	
4-Methyl-2-pentanone (MIBK)	5.1 U	ug/m3	5.1	0.63	1.22		03/17/20 19:22	108-10-1	
Acetone	7.4 U	ug/m3	7.4	1.5	1.22		03/17/20 19:22	67-64-1	
Benzene	0.40 U	ug/m3	0.40	0.19	1.22		03/17/20 19:22	71-43-2	
Bromodichloromethane	1.7 U	ug/m3	1.7	0.45	1.22		03/17/20 19:22	75-27-4	
Bromoform	6.4 U	ug/m3	6.4	1.7	1.22		03/17/20 19:22	75-25-2	
Bromomethane	0.96 U	ug/m3	0.96	0.28	1.22		03/17/20 19:22	74-83-9	
Carbon disulfide	0.77 U	ug/m3	0.77	0.27	1.22		03/17/20 19:22	75-15-0	
Carbon tetrachloride	1.6 U	ug/m3	1.6	0.52	1.22		03/17/20 19:22	56-23-5	
Chlorobenzene	1.1 U	ug/m3	1.1	0.34	1.22		03/17/20 19:22	108-90-7	
Chloroethane	0.65 U	ug/m3	0.65	0.32	1.22		03/17/20 19:22	75-00-3	
Chloroform	0.61 U	ug/m3	0.61	0.24	1.22		03/17/20 19:22	67-66-3	
Chloromethane	0.51 U	ug/m3	0.51	0.19	1.22		03/17/20 19:22	74-87-3	
Cyclohexane	2.1 U	ug/m3	2.1	0.43	1.22		03/17/20 19:22	110-82-7	
Dibromochloromethane	2.1 U	ug/m3	2.1	0.88	1.22		03/17/20 19:22	124-48-1	
Dichlorodifluoromethane	1.2 U	ug/m3	1.2	0.36	1.22		03/17/20 19:22	75-71-8	
Ethylbenzene	1.1 U	ug/m3	1.1	0.37	1.22		03/17/20 19:22	100-41-4	
Hexachloro-1,3-butadiene	6.6 U	ug/m3	6.6	2.4	1.22		03/17/20 19:22	87-68-3	
Isopropylbenzene (Cumene)	3.0 U	ug/m3	3.0	0.46	1.22		03/17/20 19:22	98-82-8	
Methyl-tert-butyl ether	4.5 U	ug/m3	4.5	0.81	1.22		03/17/20 19:22	1634-04-4	
Methylene Chloride	4.3 U	ug/m3	4.3	1.5	1.22		03/17/20 19:22	75-09-2	
Naphthalene	3.2 U	ug/m3	3.2	1.6	1.22		03/17/20 19:22	91-20-3	
Styrene	1.1 U	ug/m3	1.1	0.42	1.22		03/17/20 19:22	100-42-5	
Tetrachloroethene	0.84 U	ug/m3	0.84	0.38	1.22		03/17/20 19:22	127-18-4	
Toluene	1.6	ug/m3	0.93	0.43	1.22		03/17/20 19:22	108-88-3	
Trichloroethene	0.67 U	ug/m3	0.67	0.31	1.22		03/17/20 19:22	79-01-6	
Trichlorofluoromethane	1.4 U	ug/m3	1.4	0.45	1.22		03/17/20 19:22	75-69-4	

REPORT OF LABORATORY ANALYSIS

This report shall not be reproduced, except in full,
without the written consent of Pace Analytical Services, LLC.

ANALYTICAL RESULTS

Project: A11 Soil Gas Q1 2020

Pace Project No.: 30354073

Sample: A11 EQ Blank		Lab ID: 30354073013		Collected: 03/08/20 17:11		Received: 03/11/20 09:20		Matrix: Air	
Parameters	Results	Units	Report Limit	MDL	DF	Prepared	Analyzed	CAS No.	Qual
TO15 MSV AIR		Analytical Method: TO-15							
Vinyl chloride	0.32 U	ug/m3	0.32	0.15	1.22		03/17/20 19:22	75-01-4	
Xylene (Total)	3.2 U	ug/m3	3.2	0.85	1.22		03/17/20 19:22	1330-20-7	
cis-1,2-Dichloroethene	0.98 U	ug/m3	0.98	0.27	1.22		03/17/20 19:22	156-59-2	
cis-1,3-Dichloropropene	1.1 U	ug/m3	1.1	0.37	1.22		03/17/20 19:22	10061-01-5	
trans-1,2-Dichloroethene	0.98 U	ug/m3	0.98	0.35	1.22		03/17/20 19:22	156-60-5	
trans-1,3-Dichloropropene	1.1 U	ug/m3	1.1	0.54	1.22		03/17/20 19:22	10061-02-6	

REPORT OF LABORATORY ANALYSIS

This report shall not be reproduced, except in full,
without the written consent of Pace Analytical Services, LLC.

QUALITY CONTROL DATA

Project: A11 Soil Gas Q1 2020
Pace Project No.: 30354073

QC Batch: 665320 Analysis Method: TO-15
QC Batch Method: TO-15 Analysis Description: TO15 MSV AIR Low Level
Associated Lab Samples: 30354073001, 30354073002, 30354073003, 30354073004, 30354073005, 30354073006, 30354073007, 30354073008, 30354073009, 30354073010, 30354073011, 30354073012, 30354073013

METHOD BLANK: 3568218 Matrix: Air
Associated Lab Samples: 30354073001, 30354073002, 30354073003, 30354073004, 30354073005, 30354073006, 30354073007, 30354073008, 30354073009, 30354073010, 30354073011, 30354073012, 30354073013

Parameter	Units	Blank Result	Reporting Limit	MDL	Analyzed	Qualifiers
1,1,1-Trichloroethane	ug/m3	0.56 U	0.56	0.15	03/17/20 13:50	
1,1,2,2-Tetrachloroethane	ug/m3	0.35 U	0.35	0.15	03/17/20 13:50	
1,1,2-Trichloroethane	ug/m3	0.28 U	0.28	0.12	03/17/20 13:50	
1,1,2-Trichlorotrifluoroethane	ug/m3	0.78 U	0.78	0.28	03/17/20 13:50	
1,1-Dichloroethane	ug/m3	0.41 U	0.41	0.11	03/17/20 13:50	
1,1-Dichloroethene	ug/m3	0.40 U	0.40	0.14	03/17/20 13:50	
1,2,3-Trimethylbenzene	ug/m3	0.50 U	0.50	0.20	03/17/20 13:50	
1,2,4-Trichlorobenzene	ug/m3	3.8 U	3.8	1.9	03/17/20 13:50	
1,2,4-Trimethylbenzene	ug/m3	0.50 U	0.50	0.23	03/17/20 13:50	
1,2-Dibromoethane (EDB)	ug/m3	0.39 U	0.39	0.18	03/17/20 13:50	
1,2-Dichlorobenzene	ug/m3	0.61 U	0.61	0.25	03/17/20 13:50	
1,2-Dichloroethane	ug/m3	0.21 U	0.21	0.075	03/17/20 13:50	
1,2-Dichloroethene (Total)	ug/m3	0.80 U	0.80	0.14	03/17/20 13:50	N2
1,2-Dichloropropane	ug/m3	0.47 U	0.47	0.12	03/17/20 13:50	
1,3,5-Trimethylbenzene	ug/m3	0.50 U	0.50	0.20	03/17/20 13:50	
1,3-Dichlorobenzene	ug/m3	0.61 U	0.61	0.29	03/17/20 13:50	
1,4-Dichlorobenzene	ug/m3	1.5 U	1.5	0.50	03/17/20 13:50	
1,4-Dioxane (p-Dioxane)	ug/m3	1.8 U	1.8	0.38	03/17/20 13:50	
2-Butanone (MEK)	ug/m3	1.5 U	1.5	0.18	03/17/20 13:50	
2-Hexanone	ug/m3	2.1 U	2.1	0.37	03/17/20 13:50	
4-Methyl-2-pentanone (MIBK)	ug/m3	2.1 U	2.1	0.26	03/17/20 13:50	
Acetone	ug/m3	3.0 U	3.0	0.60	03/17/20 13:50	
Benzene	ug/m3	0.16 U	0.16	0.076	03/17/20 13:50	
Bromodichloromethane	ug/m3	0.68 U	0.68	0.18	03/17/20 13:50	
Bromoform	ug/m3	2.6 U	2.6	0.71	03/17/20 13:50	
Bromomethane	ug/m3	0.39 U	0.39	0.11	03/17/20 13:50	
Carbon disulfide	ug/m3	0.32 U	0.32	0.11	03/17/20 13:50	
Carbon tetrachloride	ug/m3	0.64 U	0.64	0.21	03/17/20 13:50	
Chlorobenzene	ug/m3	0.47 U	0.47	0.14	03/17/20 13:50	
Chloroethane	ug/m3	0.27 U	0.27	0.13	03/17/20 13:50	
Chloroform	ug/m3	0.25 U	0.25	0.098	03/17/20 13:50	
Chloromethane	ug/m3	0.21 U	0.21	0.078	03/17/20 13:50	
cis-1,2-Dichloroethene	ug/m3	0.40 U	0.40	0.11	03/17/20 13:50	
cis-1,3-Dichloropropene	ug/m3	0.46 U	0.46	0.15	03/17/20 13:50	
Cyclohexane	ug/m3	0.88 U	0.88	0.18	03/17/20 13:50	
Dibromochloromethane	ug/m3	0.86 U	0.86	0.36	03/17/20 13:50	
Dichlorodifluoromethane	ug/m3	0.50 U	0.50	0.15	03/17/20 13:50	
Ethylbenzene	ug/m3	0.44 U	0.44	0.15	03/17/20 13:50	
Hexachloro-1,3-butadiene	ug/m3	2.7 U	2.7	0.98	03/17/20 13:50	
Isopropylbenzene (Cumene)	ug/m3	1.2 U	1.2	0.19	03/17/20 13:50	

Results presented on this page are in the units indicated by the "Units" column except where an alternate unit is presented to the right of the result.

REPORT OF LABORATORY ANALYSIS

This report shall not be reproduced, except in full,
without the written consent of Pace Analytical Services, LLC.

QUALITY CONTROL DATA

Project: A11 Soil Gas Q1 2020

Pace Project No.: 30354073

METHOD BLANK: 3568218

Matrix: Air

Associated Lab Samples: 30354073001, 30354073002, 30354073003, 30354073004, 30354073005, 30354073006, 30354073007, 30354073008, 30354073009, 30354073010, 30354073011, 30354073012, 30354073013

Parameter	Units	Blank Result	Reporting Limit	MDL	Analyzed	Qualifiers
Methyl-tert-butyl ether	ug/m3	1.8 U	1.8	0.33	03/17/20 13:50	
Methylene Chloride	ug/m3	1.8 U	1.8	0.60	03/17/20 13:50	
Naphthalene	ug/m3	1.3 U	1.3	0.66	03/17/20 13:50	
Styrene	ug/m3	0.43 U	0.43	0.17	03/17/20 13:50	
Tetrachloroethene	ug/m3	0.34 U	0.34	0.16	03/17/20 13:50	
Toluene	ug/m3	0.38 U	0.38	0.18	03/17/20 13:50	
trans-1,2-Dichloroethene	ug/m3	0.40 U	0.40	0.14	03/17/20 13:50	
trans-1,3-Dichloropropene	ug/m3	0.46 U	0.46	0.22	03/17/20 13:50	
Trichloroethene	ug/m3	0.27 U	0.27	0.13	03/17/20 13:50	
Trichlorofluoromethane	ug/m3	0.57 U	0.57	0.18	03/17/20 13:50	
Vinyl chloride	ug/m3	0.13 U	0.13	0.063	03/17/20 13:50	
Xylene (Total)	ug/m3	1.3 U	1.3	0.35	03/17/20 13:50	

LABORATORY CONTROL SAMPLE: 3568219

Parameter	Units	Spike Conc.	LCS Result	LCS % Rec	% Rec Limits	Qualifiers
1,1,1-Trichloroethane	ug/m3	57	53.8	94	70-130	
1,1,2,2-Tetrachloroethane	ug/m3	71.9	68.9	96	70-132	
1,1,2-Trichloroethane	ug/m3	57.3	53.0	93	70-133	
1,1,2-Trichlorotrifluoroethane	ug/m3	80.3	87.1	108	70-130	
1,1-Dichloroethane	ug/m3	42.7	46.3	108	70-130	
1,1-Dichloroethene	ug/m3	41.4	39.1	94	69-137	
1,2,3-Trimethylbenzene	ug/m3	52.4	61.4	117	70-133	
1,2,4-Trichlorobenzene	ug/m3	156	147	95	70-130	SS
1,2,4-Trimethylbenzene	ug/m3	51.5	61.9	120	70-137	
1,2-Dibromoethane (EDB)	ug/m3	80.3	76.8	96	70-138	
1,2-Dichlorobenzene	ug/m3	63.1	70.8	112	70-136	
1,2-Dichloroethane	ug/m3	42.4	37.7	89	70-130	
1,2-Dichloroethene (Total)	ug/m3	83.9	78.9	94	70-130	N2
1,2-Dichloropropane	ug/m3	48.6	52.3	108	70-132	
1,3,5-Trimethylbenzene	ug/m3	51.6	59.4	115	70-136	
1,3-Dichlorobenzene	ug/m3	63.4	71.7	113	70-138	
1,4-Dichlorobenzene	ug/m3	63.4	69.8	110	70-145	
1,4-Dioxane (p-Dioxane)	ug/m3	95.9	109	114	70-141	
2-Butanone (MEK)	ug/m3	31.4	32.4	103	61-130	
2-Hexanone	ug/m3	42.8	44.9	105	70-138	
4-Methyl-2-pentanone (MIBK)	ug/m3	43.6	45.1	104	70-134	
Acetone	ug/m3	126	147	116	59-137	
Benzene	ug/m3	33.5	29.8	89	70-133	
Bromodichloromethane	ug/m3	71.5	68.8	96	70-130	
Bromoform	ug/m3	110	115	105	60-140	
Bromomethane	ug/m3	41.3	38.4	93	70-131	
Carbon disulfide	ug/m3	33.3	31.1	93	70-130	

Results presented on this page are in the units indicated by the "Units" column except where an alternate unit is presented to the right of the result.

REPORT OF LABORATORY ANALYSIS

This report shall not be reproduced, except in full,
without the written consent of Pace Analytical Services, LLC.

QUALITY CONTROL DATA

Project: A11 Soil Gas Q1 2020

Pace Project No.: 30354073

LABORATORY CONTROL SAMPLE: 3568219

Parameter	Units	Spike Conc.	LCS Result	LCS % Rec	% Rec Limits	Qualifiers
Carbon tetrachloride	ug/m3	66.2	61.9	94	70-133	
Chlorobenzene	ug/m3	48.3	43.8	91	70-131	
Chloroethane	ug/m3	28.1	26.0	93	70-141	
Chloroform	ug/m3	51.1	44.1	86	70-130	
Chloromethane	ug/m3	21.9	20.0	91	64-137	
cis-1,2-Dichloroethene	ug/m3	41.6	39.3	94	70-132	
cis-1,3-Dichloropropene	ug/m3	47.7	47.7	100	70-138	
Cyclohexane	ug/m3	36.7	37.7	103	70-133	
Dibromochloromethane	ug/m3	90.7	105	116	70-139	
Dichlorodifluoromethane	ug/m3	51.6	56.6	110	70-130	
Ethylbenzene	ug/m3	45.6	47.4	104	70-142	
Hexachloro-1,3-butadiene	ug/m3	112	119	106	70-134	
Isopropylbenzene (Cumene)	ug/m3	52	61.2	118	70-135	
Methyl-tert-butyl ether	ug/m3	38.4	35.9	94	70-131	
Methylene Chloride	ug/m3	182	196	108	69-130	
Naphthalene	ug/m3	57.7	54.8	95	63-130	
Styrene	ug/m3	44.9	53.7	120	70-143	
Tetrachloroethene	ug/m3	71	64.7	91	70-136	
Toluene	ug/m3	39.5	39.4	100	70-136	
trans-1,2-Dichloroethene	ug/m3	42.2	39.6	94	70-132	
trans-1,3-Dichloropropene	ug/m3	47.7	49.7	104	70-139	
Trichloroethene	ug/m3	56.3	51.2	91	70-132	
Trichlorofluoromethane	ug/m3	59.7	55.4	93	65-136	
Vinyl chloride	ug/m3	26.7	23.3	87	68-141	
Xylene (Total)	ug/m3	137	148	108	70-135	

SAMPLE DUPLICATE: 3568926

Parameter	Units	10510544001 Result	Dup Result	RPD	Max RPD	Qualifiers
1,1,1-Trichloroethane	ug/m3	ND	1.6 U			25
1,1,2,2-Tetrachloroethane	ug/m3	ND	0.98 U			25
1,1,2-Trichloroethane	ug/m3	ND	0.78 U			25
1,1,2-Trichlorotrifluoroethane	ug/m3	ND	2.2 U			25
1,1-Dichloroethane	ug/m3	ND	1.2 U			25
1,1-Dichloroethene	ug/m3	ND	1.1 U			25
1,2,3-Trimethylbenzene	ug/m3	ND	1.4 U			25
1,2,4-Trichlorobenzene	ug/m3	ND	10.6 U			25
1,2,4-Trimethylbenzene	ug/m3	ND	1.4 U			25
1,2-Dibromoethane (EDB)	ug/m3	ND	1.1 U			25
1,2-Dichlorobenzene	ug/m3	ND	1.7 U			25
1,2-Dichloroethane	ug/m3	ND	0.58 U			25
1,2-Dichloroethene (Total)	ug/m3	ND	2.3 U			25 N2
1,2-Dichloropropane	ug/m3	ND	1.3 U			25
1,3,5-Trimethylbenzene	ug/m3	ND	1.4 U			25
1,3-Dichlorobenzene	ug/m3	ND	1.7 U			25

Results presented on this page are in the units indicated by the "Units" column except where an alternate unit is presented to the right of the result.

REPORT OF LABORATORY ANALYSIS

This report shall not be reproduced, except in full,
without the written consent of Pace Analytical Services, LLC.

QUALITY CONTROL DATA

Project: A11 Soil Gas Q1 2020
Pace Project No.: 30354073

SAMPLE DUPLICATE: 3568926

Parameter	Units	10510544001 Result	Dup Result	RPD	Max RPD	Qualifiers
1,4-Dichlorobenzene	ug/m3	ND	4.3 U		25	
1,4-Dioxane (p-Dioxane)	ug/m3	ND	5.2 U		25	
2-Butanone (MEK)	ug/m3	ND	4.2 U		25	
2-Hexanone	ug/m3	ND	5.9 U		25	
4-Methyl-2-pentanone (MIBK)	ug/m3	ND	5.9 U		25	
Acetone	ug/m3	ND	8.5 U		25	
Benzene	ug/m3	0.92	0.89	4	25	
Bromodichloromethane	ug/m3	ND	1.9 U		25	
Bromoform	ug/m3	ND	7.4 U		25	
Bromomethane	ug/m3	ND	1.1 U		25	
Carbon disulfide	ug/m3	ND	0.89 U		25	
Carbon tetrachloride	ug/m3	ND	1.8 U		25	
Chlorobenzene	ug/m3	ND	1.3 U		25	
Chloroethane	ug/m3	ND	0.76 U		25	
Chloroform	ug/m3	ND	0.70 U		25	
Chloromethane	ug/m3	1.2	1.1	11	25	
cis-1,2-Dichloroethene	ug/m3	ND	1.1 U		25	
cis-1,3-Dichloropropene	ug/m3	ND	1.3 U		25	
Cyclohexane	ug/m3	ND	2.5 U		25	
Dibromochloromethane	ug/m3	ND	2.4 U		25	
Dichlorodifluoromethane	ug/m3	2.2	2.5	13	25	
Ethylbenzene	ug/m3	ND	1.2 U		25	
Hexachloro-1,3-butadiene	ug/m3	ND	7.6 U		25	
Isopropylbenzene (Cumene)	ug/m3	ND	3.5 U		25	
Methyl-tert-butyl ether	ug/m3	ND	5.2 U		25	
Methylene Chloride	ug/m3	ND	5.0 U		25	
Naphthalene	ug/m3	ND	3.8 U		25	
Styrene	ug/m3	ND	1.2 U		25	
Tetrachloroethene	ug/m3	ND	0.97 U		25	
Toluene	ug/m3	ND	0.60J		25	
trans-1,2-Dichloroethene	ug/m3	ND	1.1 U		25	
trans-1,3-Dichloropropene	ug/m3	ND	1.3 U		25	
Trichloroethene	ug/m3	ND	0.77 U		25	
Trichlorofluoromethane	ug/m3	ND	1.5J		25	
Vinyl chloride	ug/m3	ND	0.37 U		25	
Xylene (Total)	ug/m3	ND	3.7 U		25	

SAMPLE DUPLICATE: 3568934

Parameter	Units	30354073013 Result	Dup Result	RPD	Max RPD	Qualifiers
1,1,1-Trichloroethane	ug/m3	1.4 U	1.4 U		25	
1,1,2,2-Tetrachloroethane	ug/m3	0.85 U	0.85 U		25	
1,1,2-Trichloroethane	ug/m3	0.68 U	0.68 U		25	
1,1,2-Trichlorotrifluoroethane	ug/m3	1.9 U	1.9 U		25	
1,1-Dichloroethane	ug/m3	1.0 U	1.0 U		25	

Results presented on this page are in the units indicated by the "Units" column except where an alternate unit is presented to the right of the result.

REPORT OF LABORATORY ANALYSIS

This report shall not be reproduced, except in full,
without the written consent of Pace Analytical Services, LLC.

QUALITY CONTROL DATA

Project: A11 Soil Gas Q1 2020
Pace Project No.: 30354073

SAMPLE DUPLICATE: 3568934

Parameter	Units	30354073013 Result	Dup Result	RPD	Max RPD	Qualifiers
1,1-Dichloroethene	ug/m3	0.98 U	0.98 U		25	
1,2,3-Trimethylbenzene	ug/m3	1.2 U	1.2 U		25	
1,2,4-Trichlorobenzene	ug/m3	9.2 U	9.2 U		25	
1,2,4-Trimethylbenzene	ug/m3	1.2 U	1.2 U		25	
1,2-Dibromoethane (EDB)	ug/m3	0.95 U	0.95 U		25	
1,2-Dichlorobenzene	ug/m3	1.5 U	1.5 U		25	
1,2-Dichloroethane	ug/m3	0.50 U	0.50 U		25	
1,2-Dichloroethene (Total)	ug/m3	2.0 U	2.0 U		25	N2
1,2-Dichloropropane	ug/m3	1.1 U	1.1 U		25	
1,3,5-Trimethylbenzene	ug/m3	1.2 U	1.2 U		25	
1,3-Dichlorobenzene	ug/m3	1.5 U	1.5 U		25	
1,4-Dichlorobenzene	ug/m3	3.7 U	3.7 U		25	
1,4-Dioxane (p-Dioxane)	ug/m3	4.5 U	4.5 U		25	
2-Butanone (MEK)	ug/m3	3.7 U	3.7 U		25	
2-Hexanone	ug/m3	5.1 U	5.1 U		25	
4-Methyl-2-pentanone (MIBK)	ug/m3	5.1 U	5.1 U		25	
Acetone	ug/m3	7.4 U	7.4 U		25	
Benzene	ug/m3	0.40 U	0.40 U		25	
Bromodichloromethane	ug/m3	1.7 U	1.7 U		25	
Bromoform	ug/m3	6.4 U	6.4 U		25	
Bromomethane	ug/m3	0.96 U	0.96 U		25	
Carbon disulfide	ug/m3	0.77 U	0.77 U		25	
Carbon tetrachloride	ug/m3	1.6 U	1.6 U		25	
Chlorobenzene	ug/m3	1.1 U	1.1 U		25	
Chloroethane	ug/m3	0.65 U	0.65 U		25	
Chloroform	ug/m3	0.61 U	0.61 U		25	
Chloromethane	ug/m3	0.51 U	0.51 U		25	
cis-1,2-Dichloroethene	ug/m3	0.98 U	0.98 U		25	
cis-1,3-Dichloropropene	ug/m3	1.1 U	1.1 U		25	
Cyclohexane	ug/m3	2.1 U	2.1 U		25	
Dibromochloromethane	ug/m3	2.1 U	2.1 U		25	
Dichlorodifluoromethane	ug/m3	1.2 U	1.2 U		25	
Ethylbenzene	ug/m3	1.1 U	1.1 U		25	
Hexachloro-1,3-butadiene	ug/m3	6.6 U	6.6 U		25	
Isopropylbenzene (Cumene)	ug/m3	3.0 U	3.0 U		25	
Methyl-tert-butyl ether	ug/m3	4.5 U	4.5 U		25	
Methylene Chloride	ug/m3	4.3 U	4.3 U		25	
Naphthalene	ug/m3	3.2 U	3.2 U		25	
Styrene	ug/m3	1.1 U	1.1 U		25	
Tetrachloroethene	ug/m3	0.84 U	0.84 U		25	
Toluene	ug/m3	1.6	1.6	2	25	
trans-1,2-Dichloroethene	ug/m3	0.98 U	0.98 U		25	
trans-1,3-Dichloropropene	ug/m3	1.1 U	1.1 U		25	
Trichloroethene	ug/m3	0.67 U	0.67 U		25	
Trichlorofluoromethane	ug/m3	1.4 U	1.4 U		25	
Vinyl chloride	ug/m3	0.32 U	0.32 U		25	
Xylene (Total)	ug/m3	3.2 U	3.2 U		25	

Results presented on this page are in the units indicated by the "Units" column except where an alternate unit is presented to the right of the result.

REPORT OF LABORATORY ANALYSIS

This report shall not be reproduced, except in full,
without the written consent of Pace Analytical Services, LLC.

QUALIFIERS

Project: A11 Soil Gas Q1 2020

Pace Project No.: 30354073

DEFINITIONS

DF - Dilution Factor, if reported, represents the factor applied to the reported data due to dilution of the sample aliquot.

ND - Not Detected at or above adjusted reporting limit.

TNTC - Too Numerous To Count

J - Estimated concentration above the adjusted method detection limit and below the adjusted reporting limit.

MDL - Adjusted Method Detection Limit.

PQL - Practical Quantitation Limit.

RL - Reporting Limit - The lowest concentration value that meets project requirements for quantitative data with known precision and bias for a specific analyte in a specific matrix.

S - Surrogate

1,2-Diphenylhydrazine decomposes to and cannot be separated from Azobenzene using Method 8270. The result for each analyte is a combined concentration.

Consistent with EPA guidelines, unrounded data are displayed and have been used to calculate % recovery and RPD values.

LCS(D) - Laboratory Control Sample (Duplicate)

MS(D) - Matrix Spike (Duplicate)

DUP - Sample Duplicate

RPD - Relative Percent Difference

NC - Not Calculable.

SG - Silica Gel - Clean-Up

U - Indicates the compound was analyzed for, but not detected.

N-Nitrosodiphenylamine decomposes and cannot be separated from Diphenylamine using Method 8270. The result reported for each analyte is a combined concentration.

Pace Analytical is TNI accredited. Contact your Pace PM for the current list of accredited analytes.

TNI - The NELAC Institute.

LABORATORIES

PASI-M Pace Analytical Services - Minneapolis

SAMPLE QUALIFIERS

Sample: 30354073001

[1] 1,2,3 Trichlorobenzene (CAS #87-61-6) was not detected in this mass spectral analysis.

[2] 1,2-dibromo-3-chloropropane (CAS #96-12-8) was not detected in this mass spectral analysis.

Sample: 30354073002

[1] 1,2,3 Trichlorobenzene (CAS #87-61-6) was not detected in this mass spectral analysis.

[2] 1,2-dibromo-3-chloropropane (CAS #96-12-8) was not detected in this mass spectral analysis.

Sample: 30354073003

[1] 1,2,3 Trichlorobenzene (CAS #87-61-6) was not detected in this mass spectral analysis.

[2] 1,2-dibromo-3-chloropropane (CAS #96-12-8) was not detected in this mass spectral analysis.

Sample: 30354073004

[1] 1,2,3 Trichlorobenzene (CAS #87-61-6) was not detected in this mass spectral analysis.

[2] 1,2-dibromo-3-chloropropane (CAS #96-12-8) was not detected in this mass spectral analysis.

Sample: 30354073005

[1] 1,2,3 Trichlorobenzene (CAS #87-61-6) was not detected in this mass spectral analysis.

[2] 1,2-dibromo-3-chloropropane (CAS #96-12-8) was not detected in this mass spectral analysis.

REPORT OF LABORATORY ANALYSIS

This report shall not be reproduced, except in full,
without the written consent of Pace Analytical Services, LLC.

QUALIFIERS

Project: A11 Soil Gas Q1 2020

Pace Project No.: 30354073

SAMPLE QUALIFIERS

Sample: 30354073006

- [1] 1,2,3 Trichlorobenzene (CAS #87-61-6) was not detected in this mass spectral analysis.
- [2] 1,2-dibromo-3-chloropropane (CAS #96-12-8) was not detected in this mass spectral analysis.

Sample: 30354073007

- [1] 1,2,3 Trichlorobenzene (CAS #87-61-6) was not detected in this mass spectral analysis.
- [2] 1,2-dibromo-3-chloropropane (CAS #96-12-8) was not detected in this mass spectral analysis.

Sample: 30354073008

- [1] 1,2,3 Trichlorobenzene (CAS #87-61-6) was not detected in this mass spectral analysis.
- [2] 1,2-dibromo-3-chloropropane (CAS #96-12-8) was not detected in this mass spectral analysis.

Sample: 30354073009

- [1] 1,2,3 Trichlorobenzene (CAS #87-61-6) was not detected in this mass spectral analysis.
- [2] 1,2-dibromo-3-chloropropane (CAS #96-12-8) was not detected in this mass spectral analysis.

Sample: 30354073010

- [1] 1,2,3 Trichlorobenzene (CAS #87-61-6) was not detected in this mass spectral analysis.
- [2] 1,2-dibromo-3-chloropropane (CAS #96-12-8) was not detected in this mass spectral analysis.

Sample: 30354073011

- [1] 1,2,3 Trichlorobenzene (CAS #87-61-6) was not detected in this mass spectral analysis.
- [2] 1,2-dibromo-3-chloropropane (CAS #96-12-8) was not detected in this mass spectral analysis.

Sample: 30354073012

- [1] 1,2,3 Trichlorobenzene (CAS #87-61-6) was not detected in this mass spectral analysis.
- [2] 1,2-dibromo-3-chloropropane (CAS #96-12-8) was not detected in this mass spectral analysis.

Sample: 30354073013

- [1] 1,2,3 Trichlorobenzene (CAS #87-61-6) was not detected in this mass spectral analysis.
- [2] 1,2-dibromo-3-chloropropane (CAS #96-12-8) was not detected in this mass spectral analysis.

ANALYTE QUALIFIERS

- N2 The lab does not hold NELAC/TNI accreditation for this parameter but other accreditations/certifications may apply. A complete list of accreditations/certifications is available upon request.
- SS This analyte did not meet the secondary source verification criteria for the initial calibration. The reported result should be considered an estimated value.

REPORT OF LABORATORY ANALYSIS

This report shall not be reproduced, except in full,
without the written consent of Pace Analytical Services, LLC.

QUALITY CONTROL DATA CROSS REFERENCE TABLE

Project: A11 Soil Gas Q1 2020

Pace Project No.: 30354073

Lab ID	Sample ID	QC Batch Method	QC Batch	Analytical Method	Analytical Batch
30354073001	A11-002-SG	TO-15	665320		
30354073002	A11-002-IA	TO-15	665320		
30354073003	A11-016-SG	TO-15	665320		
30354073004	A11 DUP	TO-15	665320		
30354073005	A11-013-SG	TO-15	665320		
30354073006	A11-019-IA	TO-15	665320		
30354073007	A11-018-IA	TO-15	665320		
30354073008	A11-020-OA(FB)	TO-15	665320		
30354073009	A11-003-SG	TO-15	665320		
30354073010	A11-003-IA	TO-15	665320		
30354073011	A11-010-SG	TO-15	665320		
30354073012	A11-017-IA	TO-15	665320		
30354073013	A11 EQ Blank	TO-15	665320		

REPORT OF LABORATORY ANALYSIS

This report shall not be reproduced, except in full,
without the written consent of Pace Analytical Services, LLC.



AIR: CHAIN-OF-CUSTODY / Analytical Request Document

The Chain-of-Custody is a LEGAL DOCUMENT. All relevant fields must be completed accurately.

Section A Required Client Information: Company: **EnviroAnalytics Group** Address: _____
Section B Required Project Information: Report To: **James Calenda** Copy To: _____
Section C Invoice Information: Attention: _____ Company Name: _____
 Address: _____ Pace Quote Reference: _____
 Project Name: **All Soil Gas Q1 2020** Pace Project Manager/Sales Rep. _____
 Project Number: **20010111** Pace Profile #: **BSGS #10**

Requested Due Date/TAT: **5 Day**
 Phone: _____ Fax: _____
 Purchase Order No.: _____
 Program: UST Superfund Emissions Clean Air Act
 Voluntary Clean Up Dry Clean RCRA Other _____
 Location of Sampling by State: _____ Reporting Units: ug/m³ mg/m³
 PPBV PPMV Other _____
 Report Level: II. _____ III. _____ IV. _____ Other _____

ITEM #	AIR SAMPLE ID Sample IDs MUST BE UNIQUE	Valid Media Codes MEDIA CODE Tedlar Bag 1 Liter Summa Can 6 Liter Summa Can Low Volume Puff High Volume Puff Other	COLLECTED		Canister Pressure (Initial Field - In Hg)	Canister Pressure (Final Field - In Hg)	Summa Can Number	Flow Control Number	Pace Lab ID
			DATE	TIME					
1	A11-002-SG	6LC	0811	1611	-30	-4	0679	1252	TO-15 Full List VOCs
2	A11-002-IA		0811	1611	-29	-5	2702	2074	TO-15 Short List BTEX
3	A11-016-SG		0835	1635	-27	-1	3347	0133	TO-15 Short List Chlordane
4	A11 Dwp						2662		
5	A11-013-SG		0843	1643	-30	-7	0544	1843	TO-14
6	A11-019-IA		0846	1646	-30	-5	1275	0367	TO-3 BTEX
7	A11-018-IA		0849	1649	-30	-10	2831	2009	3C - Fixed Gas (%)
8	A11-020-OA(FB)		0853	1653	-30	-4	2346	0442	PM10
9	A11-003-SG		0906	1706	-25	-3	2367	2069	TO-3 BTEX
10	A11-003-IA		0906	1706	-30	-4	148	1018	TO-15 Short List VOCs
11	A11-010-SG		0913	1713	-29	-5	2100	1852	TO-15 Short List BTEX
12	A11-017-IA		0916	1716	-30	-4	0936	0287	TO-15 Full List VOCs

REQUIREMENTS BY / AFFILIATION	DATE	TIME	ACCEPTED BY / AFFILIATION	DATE	TIME	SAMPLE CONDITIONS
Stewart Kabis / ARM	3/9/20	18:10	James Calenda / EnviroAnalytics	3/9/20	16:08	Temp In °C
EnviroAnalytics	3/10/20	19:30	James Calenda / EnviroAnalytics	3/10/20	9:10	Received on Ice
EnviroAnalytics	3/10/20	19:30	James Calenda / EnviroAnalytics	3/10/20	9:10	Sealed Cooler
EnviroAnalytics	3/10/20	19:30	James Calenda / EnviroAnalytics	3/10/20	9:10	Custody
EnviroAnalytics	3/10/20	19:30	James Calenda / EnviroAnalytics	3/10/20	9:10	Samples Intact

SAMPLER NAME AND SIGNATURE: **Stewart Kabis**
 PRINT Name of SAMPLER: **Stewart Kabis**
 SIGNATURE of SAMPLER: *Stewart Kabis*
 DATE Signed (MM/DD/YY): **03/08/2020**

ORIGINAL



AIR: CHAIN-OF-CUSTODY / Analytical Request Document

The Chain-of-Custody is a LEGAL DOCUMENT. All relevant fields must be completed accurately.

Section A Required Client Information: **Section B** Required Project Information: **Section C** Invoice Information: **40185** Page: **2** of **2**
Company: Enviro Analyticals Group **Report To:** James Calenda **Attention:**
Address: **Copy To:**
Email To: **Purchase Order No.:**
Phone: **Fax:** **Project Name:** All Soil Gas 6/1/2020
Requested Due Date/TAT: 5-DAY **Project Number:** 2001011 **Pace Profile #:** 13565 #10

Program:
 UST Superfund Emissions Clean Air Act
 Voluntary Clean Up Dry Clean RCRA Other
Location of Sampling by State: **Reporting Units:** mg/m³ ppbv PPMV Other
Report Level: I. II. III. IV. Other

ITEM #	Valid Media Codes	MEDIA CODE	TR	DATE	TIME	COLLECTED		Canister Pressure (Initial Field - In Hg)	Canister Pressure (Final Field - In Hg)	Summa Can Number	Flow Control Number	Method:	Face Lab ID
						COMPOSITE START	COMPOSITE END						
1	AIR SAMPLE ID	60C	3-8-20	174	3-8-20	1741	-30	-	57				
2													
3													
4													
5													
6													
7													
8													
9													
10													
11													
12													

REINQUISHED BY / AFFILIATION	DATE	TIME	ACCEPTED BY / AFFILIATION	DATE	TIME	SAMPLE CONDITIONS					
Stewart Kabis / ARM	3-8-20	1810	David Hilligren / Pace	3/11/20	9:20	Received on Ice	Y/N	Custody Sealed Cooler	Y/N	Samples Intact	Y/N
David Hilligren / Pace	3-8-20	19:30	Stewart Kabis	03/08/2020		Temp In °C	Y/N		Y/N		Y/N

SAMPLER NAME AND SIGNATURE: Stewart Kabis
PRINT Name of SAMPLER: Stewart Kabis
SIGNATURE of SAMPLER: [Signature]
DATE Signed (MM/DD/YY): 03/08/2020

ORIGINAL

Chain of Custody

Samples were sent directly to the Subcontracting Laboratory.

State Of Origin: MD

Cert. Needed: Yes No


Workorder: 30354073 Workorder Name: A11 Soil Gas Q1 2020

Owner Received Date: 3/11/2020 Results Requested By: 3/18/2020

Report To: **Subcontract To** Requested Analysis

Samantha Bayura
Pace Analytical Pittsburgh
1638 Roseytown Road
Suites 2,3,4
Greensburg, PA 15601
Phone (724)850-5622


Pace Analytical Minnesota
1700 Elm Street SE
Suite 200
Minneapolis, MN 55414
Phone (612)607-1700



TO-15 Full list VOC

Preserved Containers

Item	Sample ID	Sample Type	Collect Date/Time	Lab ID	Matrix	Other	LAB USE ONLY
1	A11-002-SG	PS	3/8/2020 16:11	30354073001	Air	1	001
2	A11-002-IA	PS	3/8/2020 16:11	30354073002	Air	1	002
3	A11-016-SG	PS	3/8/2020 16:35	30354073003	Air	1	003
4	A11 DUP	PS	3/8/2020 00:01	30354073004	Air	1	004
5	A11-013-SG	PS	3/8/2020 16:43	30354073005	Air	1	005
6	A11-019-IA	PS	3/8/2020 16:46	30354073006	Air	1	006
7	A11-018-IA	PS	3/8/2020 16:49	30354073007	Air	1	007
8	A11-020-OA(FB)	PS	3/8/2020 16:53	30354073008	Air	1	008
9	A11-003-SG	PS	3/8/2020 17:06	30354073009	Air	1	009
10	A11-003-IA	PS	3/8/2020 17:06	30354073010	Air	1	010
11	A11-010-SG	PS	3/8/2020 17:13	30354073011	Air	1	011
12	A11-017-IA	PS	3/8/2020 17:16	30354073012	Air	1	012
13	A11 EQ Blank	PS	3/8/2020 17:11	30354073013	Air	1	013

Transfers		Released By	Date/Time	Received By	Date/Time	Comments			
1					3-11-2020		0910		
2									
3									
Cooler Temperature on Receipt		—	°C	Custody Seal	Y or <input checked="" type="radio"/> N	Received on Ice	Y or <input checked="" type="radio"/> N	Samples Intact	<input checked="" type="radio"/> Y or <input type="radio"/> N

***In order to maintain client confidentiality, location/name of the sampling site, sampler's name and signature may not be provided on this COC document.

This chain of custody is considered complete as is since this information is available in the owner laboratory.



Document Name:
Air Sample Condition Upon Receipt

Document No.:
F-MN-A-106-rev.20

Document Revised: 19Nov2019
Page 1 of 1

Pace Analytical Services -
Minneapolis

Air Sample Condition Upon Receipt

Client Name:
ENVIRO ANALYTICS GROUP

Project #:
WO# : 10511352

Courier: Fed Ex UPS USPS Client
 Pace Speedee Commercial See Exception

PM: JDD Due Date: 03/18/20
CLIENT: PASI-PITT

Tracking Number: _____

Custody Seal on Cooler/Box Present? Yes No Seals Intact? Yes No

Packing Material: Bubble Wrap Bubble Bags Foam None Tin Can Other: _____ Temp Blank rec: Yes No

Temp. (TO17 and TO13 samples only) (°C): X Corrected Temp (°C): X Thermometer Used: G87A9170600254 G87A9155100842

Temp should be above freezing to 6°C Correction Factor: X Date & Initials of Person Examining Contents: 3/11/20 CMJ

Type of ice Received Blue Wet None

Comments:

Chain of Custody Present?	<input checked="" type="checkbox"/> Yes <input type="checkbox"/> No	1.
Chain of Custody Filled Out?	<input checked="" type="checkbox"/> Yes <input type="checkbox"/> No	2.
Chain of Custody Relinquished?	<input checked="" type="checkbox"/> Yes <input type="checkbox"/> No	3.
Sampler Name and/or Signature on COC?	<input checked="" type="checkbox"/> Yes <input type="checkbox"/> No <input type="checkbox"/> N/A	4.
Samples Arrived within Hold Time?	<input checked="" type="checkbox"/> Yes <input type="checkbox"/> No	5.
Short Hold Time Analysis (<72 hr)?	<input type="checkbox"/> Yes <input checked="" type="checkbox"/> No	6.
Rush Turn Around Time Requested?	<input checked="" type="checkbox"/> Yes <input type="checkbox"/> No	7.
Sufficient Volume?	<input checked="" type="checkbox"/> Yes <input type="checkbox"/> No	8.
Correct Containers Used? (Tedlar bags not acceptable container for TO-14, TO-15 or APH) -Pace Containers Used?	<input checked="" type="checkbox"/> Yes <input type="checkbox"/> No <input checked="" type="checkbox"/> Yes <input type="checkbox"/> No	9.
Containers Intact? (visual inspection/no leaks when pressurized)	<input checked="" type="checkbox"/> Yes <input type="checkbox"/> No	10.
Media: <u>Air Can</u> Airbag Filter TDT Passive		11. Individually Certified Cans Y <input checked="" type="checkbox"/> (list which samples)
Is sufficient information available to reconcile samples to the COC?	<input checked="" type="checkbox"/> Yes <input type="checkbox"/> No	12.
Do cans need to be pressurized? (DO NOT PRESSURIZE 3C or ASTM 1946!!!)	<input checked="" type="checkbox"/> Yes <input type="checkbox"/> No	13.

Gauge # 10AIR26 10AIR34 10AIR35 4097

Canisters					Canisters				
Sample Number	Can ID	Flow Controller	Initial Pressure	Final Pressure	Sample Number	Can ID	Flow Controller	Initial Pressure	Final Pressure
A11-002-SG	0679	1252	-2	+5	" 003-SG	2367	2069	-5	+5
" 002-1A	2702	2074	-4	+5	" 003-1A	0148	1018	-3	+5
" 016-SG	3347	0133	0	+5	" 010-SG	2100	1852	-3.5	+5
" DUP	2662	—	0	+5	" 017-1A	0936	0287	-4	+5
" 013-SG	0544	1843	-4	+5	" EQ. BLANK	0057	—	+1.5	+5
" 019-1A	1275	0367	-3.5	+5	F. BLANK	0738	—	+0.5	—
" 018-1A	2831	2009	-4.5	+5	UNUSED	3566	0015	-29	—
" 020-0A(FB)	2346	0442	-4	+5					

CLIENT NOTIFICATION/RESOLUTION

Field Data Required? Yes No

Person Contacted: _____

Date/Time: _____

Comments/Resolution: _____

Project Manager Review: _____

Date: 3/11/20