



Maryland Chesapeake Bay WIP Webinar

Winter Quarterly Local Engagement Session

February 26, 2013



Overview

- Welcome & Governor's Message
- Introduction & Background
- Annual Progress at the County Level
- 2013 Milestone Progress Evaluation
- Case Study: Baltimore County WIP Progress
- 2015 Milestone Development
- Technical Issues Synopsis
- General Q&A





Welcome & Governor's Message

- Welcome Messages and Announcements
 - Next WIP Local Technical Meeting - **April 8, 2013**
- Governor's Thank you Video to the Teams
 - YouTube: <http://youtu.be/YqNV4DiaDYo>
 - MP4: [Via MDE Website](#)



Overview

- Welcome & Governor's Message
- **Introduction & Background**
- Annual Progress at the County Level
- 2013 Milestone Progress Evaluation
- Case Study: Baltimore County WIP Progress
- 2015 Milestone Development
- Technical Issues Synopsis
- General Q&A



Reflections on WIP Development

- MDE: More Timely Responses
- BMP Costs & Effectiveness
- Deeper Technical Understanding
- Issues with MAST BMP Analyses
- Clarity on “Consequences”



Introduction & Background

Status on Local Partner Suggestions

- Help Funding WIP Actions:
 - Chesapeake and Coastal Bays Trust Fund
 - Doubling of BRF
 - Stormwater Fees for 10 most developed jurisdictions
 - Reducing Costs
- Consistent BMP Tracking System:
 - Each sector has unique needs and history.
 - Web-based Stormwater reporting system being developed.
 - Tracking system for SW in place now (11/28/12 Webinar).
 - BMP verification requirements & the need to account for offsets will require tracking systems to evolve.
 - “BMP Historical Cleanup” process, between now and the end of 2014, could influence BMP tracking.





Introduction & Background

Status on Local Partner Suggestions (Con't)

- Communications Strategy & Tools:
 - “Reclaim the Bay” Campaign kicked-off January 31, 2013
 - <http://tinyurl.com/Reclaim-Bay>
 - “Cheat Sheets” on technical issues for local partners
 - “Fact Sheets” for the general public
- State Leadership Engagement with Local Leadership
 - Governor’s letters to local leaders
 - Governor’s video message to Local WIP Teams
 - Secretary calls to local leaders
 - Secretary meetings with local leaders





Introduction & Background

Local Partner Suggestions (Con't)

- Grant-writing Assistance
 - Watershed Assistance Collaborative
- Periodic Forums to Exchange Info/Ideas among Jurisdictions

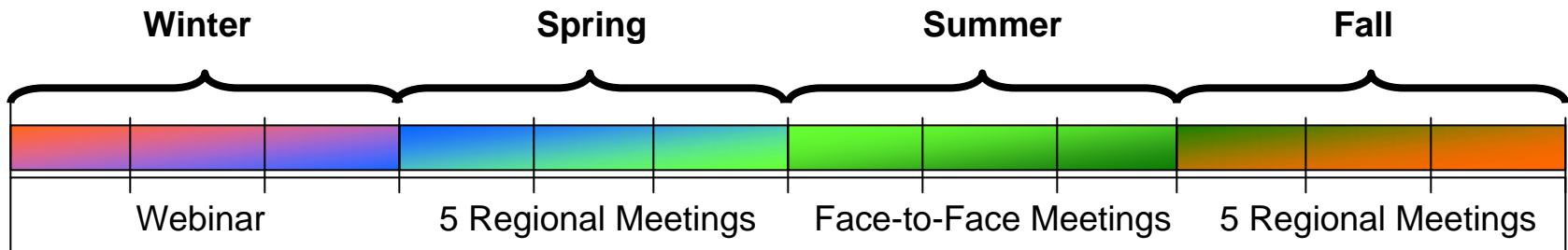


Introduction & Background

Maryland WIP Local Engagement

Core Engagement Processes: <http://tinyurl.com/WIP-Imp>

Quarterly Local Engagement Sessions



• Technical Working Group Meeting Series

Support Elements:

- **Specialty Topic Exchanges:** Periodic briefings and discussions to share information, provide guidance, promote policy dialogue, etc.
- **WIP Liaisons:** State staff to be assigned to each county for coordination.
- **Watershed Assistance Collaborative:** Technical and financial support of implementation projects. http://www.dnr.state.md.us/ccp/healthy_waters/wac.asp
- **Financial Support:** State and federal grants and loans

Overview

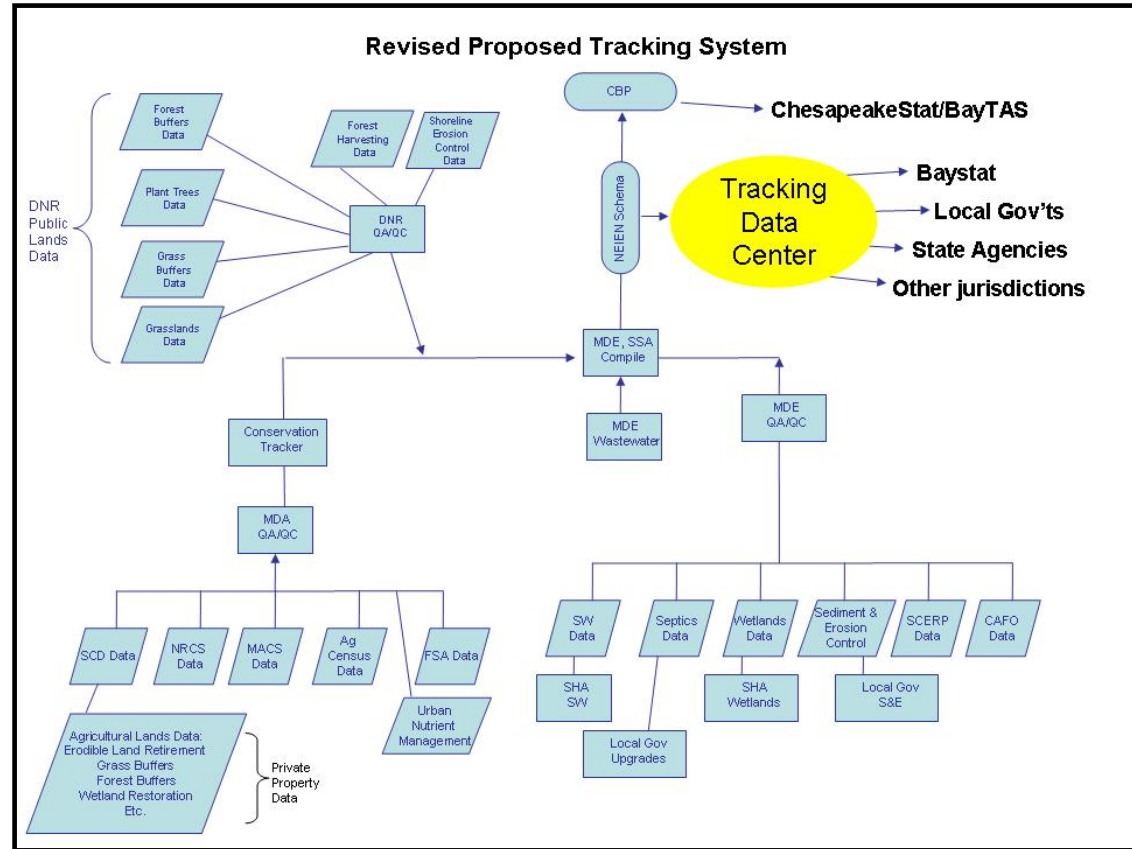
- Welcome & Governor's Message
- Introduction & Background
- **Annual Progress at the County Level**
- 2013 Milestone Progress Evaluation
- Case Study: Baltimore County WIP Progress
- 2015 Milestone Development
- Technical Issues Synopsis
- General Q&A





MD Annual BMP Progress Flow

- Currently MDE serves as a conduit for reporting BMPs from all sectors to the Chesapeake Bay Program and urban BMPs to BaySTAT
- CBP Reporting is for the State Fiscal Year July 1 – June 30th
- Annual Progress submissions due to CBP December 1st and requests for data are made in September



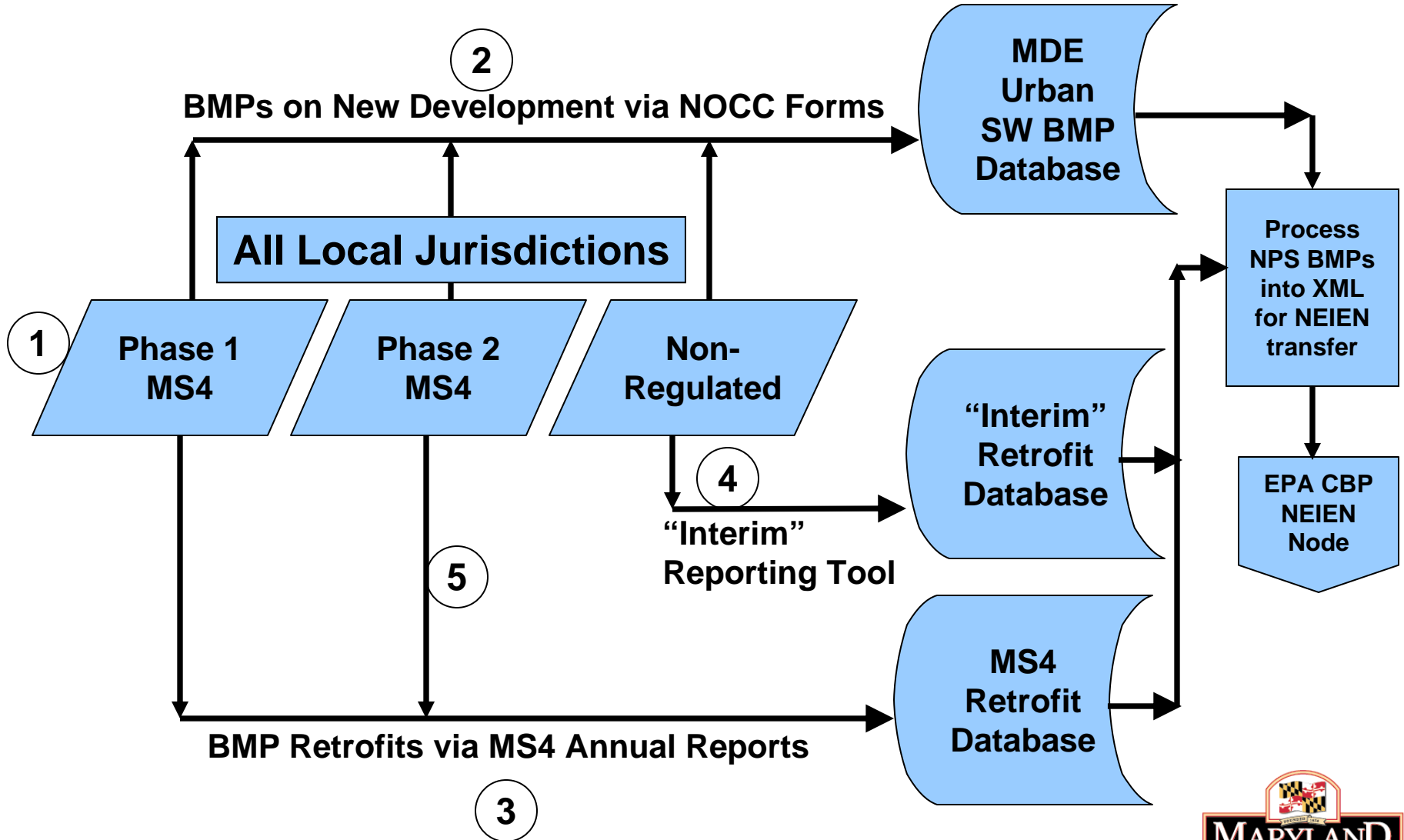


Reporting Urban SW to EPA

- Urban BMPs are extracted from annual MS4 BMP Inventories and Notice of Construction Completion forms, 2 very different types of implementation
 - Retrofits
 - New Construction
- Non MS4 jurisdictions can also report CBP info using the [Interim Collection Form](#) (NOCC forms will still need to go to MDE)
- Reporting maintenance of BMPs to CBP will be required in the future per BMP Verification process



Urban Stormwater





Presenting County Progress

- CBP Watershed Model outputs are used to evaluate BMP implementation progress
- MDA has created a report for Agricultural BMPs that shows their progress at the county level
- MDE is developing a similar system to report progress in the Urban Sector

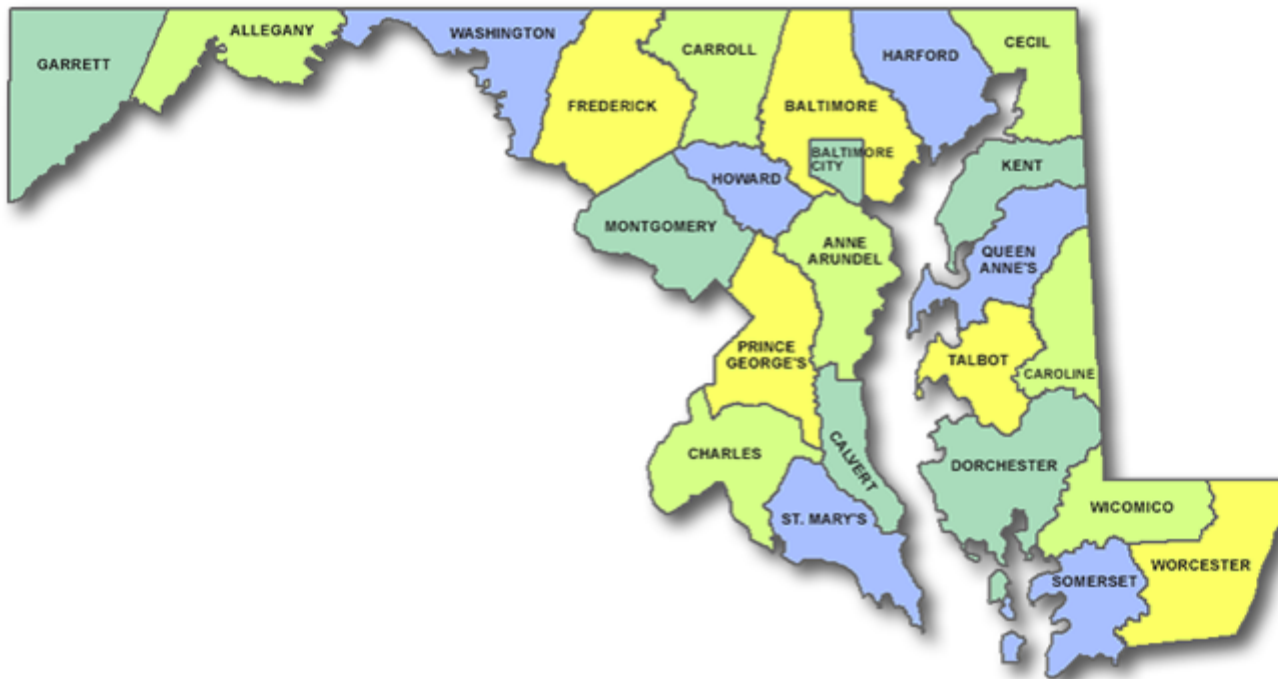


Agricultural Progress

Chesapeake Bay TMDL/WIP Resource Map

Click on a county to view local implementation progress, strategies, and meeting information.

► Maryland Statewide Data



http://mda2.maryland.gov/resource_conservation/tmdl_wip/index.php



Sample County - Ag Progress

BMPs to be Implemented Annually	Unit	7/1/11-12/31/12	
		Progress	2013 Milestone
Conservation Tillage	Acres/Year	19,076.4	30,685.1
Cover Crop	Acres/Year	6,421.3	10,451.1
Decision Agriculture	Acres/Year	36,426.5	39,221.5
Enhanced Nutrient Management on Pasture	Acres/Year	4,985.7	10,710.5
Manure Transport	Tons/Year	-	-
Soil Conservation and Water Quality Plans	Acres/Year	34,481.6	30,900.2
Additional BMPs to be Implemented	Unit	Progress	2013 Milestone
Alternative Crops	Acres	-	-
Barnyard Runoff Control	Projects	5.0	10.0
Forest Buffers	Acres	18.3	14.3
Grass Buffers	Acres	10.2	2.6
Heavy Use Area Protection for Livestock	Acres	1.8	0.8
Land Retirement	Acres	40.0	68.3
Livestock Waste Storage Structures	Projects	3.0	1.0
Non Urban Stream Restoration	Linear Feet	-	200.0
Nursery and Greenhouse Runoff Capture and Reuse	Acres	20.0	36.8
Off Stream Watering without Fencing	Acres	50.0	85.7
Phosphorus Sorbing Materials in Ag Ditches	Acres	-	-
Poultry Waste Storage Structures	Projects	-	-
Precision Intensive Rotational Grazing	Acres	-	22.9
Prescribed Grazing	Acres	52.4	142.9
Stream Access Control with Fencing	Acres	6.9	13.5
Water Control Structures (Drainage Ditches)	Acres	-	21.0
Wetland Restoration	Acres	-	7.1
BMPs Pending Model Efficiency	Unit	Progress	2013 Milestone
Cropland Irrigation Management	Acres/Year	780.7	868.0
Dairy Manure Incorporation	Acres/Year	1,200.0	57.1
Poultry Litter Incorporation	Acres/Year	-	-
Poultry Litter Treatment	Operations/Year	-	-
Heavy Use Poultry Area Concrete Pads	Operations	-	-
Horse Pasture Management	Acres	60.2	6.3
Mortality Composters	Projects	-	-
Shoreline Erosion Control	Linear Feet	-	-
Vegetative Environmental Buffers on Poultry Operations	Acres	-	-

1/30/2013





Other Progress Presentation Tools

- BaySTAT
 - [BayStat](#) was created by MD in 2007 to assess, coordinate and target Maryland's Chesapeake Bay restoration programs and to provide citizens with a way to track progress
- ChesapeakeSTAT
 - The Chesapeake Executive Council launched the first version of [ChesapeakeSTAT](#) in June 2010 to increase government accountability and improve coordination of restoration actions by providing information on partner activities, funding and progress toward goals.

Overview

- Welcome & Governor's Message
- Introduction & Background
- Annual Progress at the County Level
- **2013 Milestone Progress Evaluation**
- Case Study: Baltimore County WIP Progress
- 2015 Milestone Development
- Technical Issues Synopsis
- General Q&A





2013 Milestone Progress Evaluation

- Identify Key Local 2013 Milestones
- Work towards meeting those milestones by end of CY2013
- State will evaluate Local 2013 Milestone progress in early 2014



Overview

- Welcome & Governor's Message
- Introduction & Background
- Annual Progress at the County Level
- 2013 Milestone Progress Evaluation
- **Case Study: Baltimore County WIP Progress**
- 2015 Milestone Development
- Technical Issues Synopsis
- General Q&A





Case Study: Baltimore County WIP Progress

Viewed the Baltimore County – Phase II
Watershed Implementation Plan –
Restoration Progress Presentation



Overview

- Welcome & Governor's Message
- Introduction & Background
- Annual Progress at the County Level
- 2013 Milestone Progress Evaluation
- Case Study: Baltimore County WIP Progress
- **2015 Milestone Development**
- Technical Issues Synopsis
- General Q&A



- Overview:
 - BMP Milestones: July 1, 2013 – June 30, 2015
 - Programmatic Milestones: Jan 1, 2014 – Dec. 31, 2015
- BMP Milestones:
 - Agriculture
 - Municipal Waste Water
 - Septic Systems
 - Stormwater Retrofits
- Programmatic Milestones:
 - Build on the 2013 Milestones in the local WIP narrative strategies. <http://tinyurl.com/MD-Local-WIP>
- Schedule: End of Calendar Year 2013.

Overview

- Welcome & Governor's Message
- Introduction & Background
- Annual Progress at the County Level
- 2013 Milestone Progress Evaluation
- Case Study: Baltimore County WIP Progress
- 2015 Milestone Development
- **Technical Issues Synopsis**
- General Q&A





Technical Issues Synopsis

Viewed the Local WIP Technical Meeting
Issues Synopsis Presentation



Overview

- Welcome & Governor's Message
- Introduction & Background
- Annual Progress at the County Level
- 2013 Milestone Progress Evaluation
- Case Study: Baltimore County WIP Progress
- 2015 Milestone Development
- Technical Issues Synopsis
- **General Q&A**

