


SOLID WASTE MANAGED IN MARYLAND

CALENDAR YEAR 2003



*Robert L. Ehrlich, Jr., Governor
State of Maryland*

*Michael S. Steele, Lt. Governor
State of Maryland*

*Kendal P. Philbrick, Secretary
Maryland Department of the Environment*

*Jonas A. Jacobson, Deputy Secretary
Maryland Department of the Environment*



MARYLAND DEPARTMENT OF THE ENVIRONMENT
1800 Washington Blvd., Suite 610, Baltimore, Maryland 21230-1719
800-633-6101 x3314 410-537-3314 TTY Users 800-735-2258 www.mde.state.md.us

REPORT TO THE
HOUSE ENVIRONMENTAL MATTERS COMMITTEE
and
SENATE EDUCATION, HEALTH, and
ENVIRONMENTAL AFFAIRS COMMITTEE

September 2004

Table of Contents

Introduction	1
Data Collection Methodology	2
Definitions	3
Amount of Solid Waste Managed by Category	4
Amount of Solid Waste Disposed Of in the State that is Generated Outside of the State and the Jurisdictions Where the Solid Waste Originated	5
Amount of Solid Waste Generated in the State That Is Transported Outside the State For Disposal	7
Amount of Solid Waste Managed or Disposed in the State.....	8
APPENDIX A - Permitted Solid Waste Acceptance Facilities.....	10
APPENDIX B - Economic Benefits Provided to Host Communities as Reported by Permitted Solid Waste Acceptance Facilities.....	13

Maryland Department of the Environment

Annual Report to the Legislature Solid Waste Managed in Maryland Calendar Year 2003

Introduction

The Maryland Department of the Environment (MDE or Department) respectfully submits to the House Environmental Matters Committee and the Senate Education, Health and Environmental Affairs Committee the Department's Annual Report regarding how solid waste was managed in Maryland during calendar year 2003. The report has been prepared and is submitted in accordance with the requirements of § 9-204(m) of the Environment Article, Annotated Code of Maryland, Chapter 555 of the Acts of 1998.

The reporting requirements defined in § 9-204(m) of the Environment Article direct MDE to prepare a report regarding the amount of solid waste, by weight or volume, which was disposed in the State during the previous year. All permitted solid waste acceptance facilities must provide MDE with the information needed to prepare this report on an annual basis. The report must identify:

- (1) The amount of waste disposed by the following solid waste categories:
 - Construction and Demolition Debris (C&D)
 - Incinerator Ash
 - Industrial Waste
 - Land Clearing Debris (LCD)
 - Municipal Solid Waste (MSW)
 - Any other solid waste identified by the Department
- (2) The amount of solid waste disposed of in the State that is generated outside the State.
- (3) The jurisdictions where the solid waste originated.
- (4) The amount of solid waste generated in the State that is transported outside the State for disposal.
- (5) An estimate of the amount of solid waste managed or disposed by:
 - Recycling
 - Composting
 - Landfilling
 - Incineration

In addition to reporting the information relating to the quantities of solid waste managed and disposed, owners of permitted solid waste acceptance facilities may also submit optional information relating to the economic benefits provided by the solid waste acceptance facility to the community where that facility is located. Information reported by the permitted facilities to the Department may include:

- (1) An accounting of the facility's economic benefits provided to the locality where the facility is located.
- (2) The value of disposal and recycling facilities provided to the locality at no cost or reduced cost.
- (3) Direct employment associated with the facility.
- (4) Other economic benefits resulting from the facility during the preceding calendar year.

Data Collection Methodology

Solid Waste Disposal Data

To collect the necessary information to comply with the reporting requirements of § 9-204(m) of the Environment Article, the Department has reviewed and compiled the data reported in the Annual Tonnage Reports by permitted solid waste acceptance facilities that accepted waste during calendar year 2003. These reports are required to be submitted by each permitted solid waste acceptance facility as a condition of that facility's Refuse Disposal Permit. The reports describe the facility's waste management activities for the preceding year. Appendix A provides a list of the State's permitted solid waste acceptance facilities for CY 2003. The Annual Tonnage Report also provides an opportunity for the solid waste acceptance facility to provide additional optional information which describes the economic benefits that the facility provides to the community. Appendix B provides a summary of the information relating to economic benefits that the Department received from the facilities that chose to submit this information.

Recycling Data

To develop the required data summarizing recycling activities during the 2003 calendar year, the Department reviewed and compiled the information contained in the Maryland Recycling Act (MRA) Tonnage Reports. These reports are submitted annually to the Department by county recycling programs and the City of Baltimore. The MRA Tonnage reports provide detailed information relating to the types and quantities of materials recycled in each political jurisdiction for the preceding year. The information contained in these reports is used to demonstrate a jurisdiction's compliance with the mandated recycling goals as defined in §9-505 of the Environment Article. Specifically, the goals mandate a 15% recycling rate for counties with populations of less than 150,000 and a 20% recycling rate for counties with populations greater than 150,000.

Definitions

For the purpose of this report, the following terms have the following meanings. Where applicable, the corresponding cite for the Code of Maryland Regulations (COMAR) is provided.

Construction and Demolition Waste (C&D) - Structural steel, cement, concrete, bricks (excluding refractory brick), lumber, plaster, plasterboard, insulation material, shingles and roofing material, floor and wall tile, asphalt, pipes and wires, and other structural fabrics. COMAR 26.04.07.13

Disposal - The landfilling or the combustion of solid waste at a permitted solid waste acceptance facility.

Incinerator Ash - The residual by-products resulting from the combustion of solid waste, including bottom ash and residuals from air pollution abatement equipment, at permitted incinerators and waste-to-energy facilities.

Industrial Waste - Any waste generated by a process of industry, manufacturing, trade or business or by the development of any natural resource, including agriculture. COMAR 26.08.01.01B(40)

Land Clearing Debris - Materials from land clearing operations including earthen materials such as clays, sands, gravels, and silts; topsoil; tree stumps; root mats; brush and limbs; logs; vegetations; and rock. COMAR 26.04.07.11(B)

Maryland Recycling Act (MRA) Recycling Rate - The percentage of materials that were recycled as defined by the Maryland Recycling Act. Materials counted towards the MRA recycling rate include garbage or refuse that would, unless recycled, be disposed of in a refuse disposal system. The MRA recycling rate excludes the following materials in its calculation: hospital waste, construction and demolition waste, scrap metal, land clearing debris, and sewage sludge.

Municipal Solid Waste (MSW) - That portion of "solid waste" as defined in COMAR 26.13.02.02 that originates from households, private residences, schools, institutions, businesses, commercial enterprises or as the result of community activities.

Other Wastes - Includes wastes such as special medical waste, asbestos and other non-hazardous materials.

Solid Waste Acceptance Facility - A landfill, incinerator, processing facility or transfer station having a Refuse Disposal Permit, which disposes, treats, or processes solid waste.

Amount of Solid Waste Managed by Category

Table 1 represents the amount of solid waste in tons, by category of solid waste, that was managed for CY 2003.

Table 1

Solid Waste Category	Tons Accepted for Disposal ¹	Tons Recycled or Composted ²	Total Tons Managed
Construction & Demolition Waste (C&D)	1,913,774	307,489	2,221,263
Industrial Waste	161,377	164,437	325,814
Land Clearing Debris (LCD)	94,389	41,474	135,863
Municipal Solid Waste (MSW)	4,772,651	2,171,131	6,943,782
Other Wastes	145,244	3,374,132	3,519,376
Sub-total	7,087,435	6,058,663	13,146,098
Incinerator Ash ³	195,182	257,955	453,137
TOTAL	7,282,617	6,316,618	13,599,235

1. Includes waste accepted at landfills and incinerators for disposal and waste accepted at transfer stations and processing facilities for transport to out-of-state disposal.

2. Does not include "pozzolan" as defined §15-407 of the Environment Article, Annotated Code of Maryland.

3. For the "Incinerator Ash" section, the "Total Tons Managed" section indicates tons of ash accepted at MSW landfills for disposal and the "Tons Recycled or Composted" section indicates that portion of ash that was utilized at the facility for "Landfill Construction."

Key elements for interpreting the data include:

- Tons of materials reported as recycled or composted include, in addition to those specific wastes counted for the MRA recycling rate, other materials diverted from the waste stream. (e.g. scrap metal, asphalt and concrete recycled in roadway construction as reported by the Maryland Department of Transportation and counties, etc.)
- Most recycling activities are performed at facilities that do not require a Refuse Disposal Permit.

Amount of Solid Waste Disposed in the State That is Generated Outside of the State and The Jurisdictions Where the Solid Waste Originated

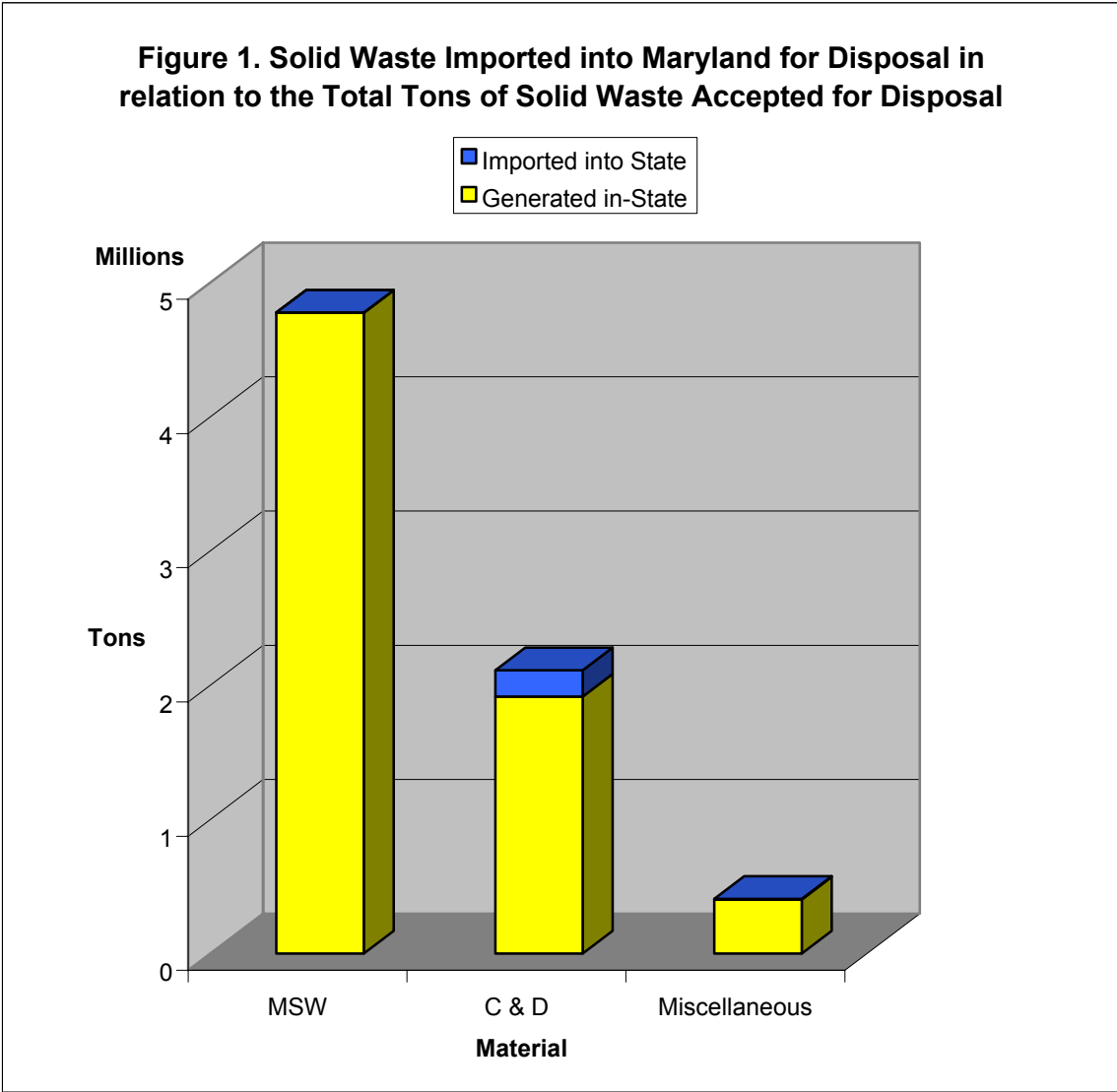
Table 2 compares, by category of waste, the amount of waste in tons that was generated outside of Maryland and imported into the State for disposal to the total amount of waste accepted for disposal at permitted solid waste acceptance facilities in Maryland.

- The majority of waste transported into Maryland for disposal in privately owned rubble landfills was C&D waste originating from the neighboring states of Delaware, Pennsylvania, Virginia, West Virginia and the District of Columbia. Other C&D entering Maryland from out-of-State sources originated from New Jersey and New York.
- The **Mountainview MSW** landfill in Allegany County is the only permitted municipal solid waste landfill in Maryland that accepts solid waste from other states. This privately owned facility has a contractual agreement with Allegany County to accept "other than County" waste after meeting the terms of its contract with the County. The landfill is allowed by the contract to accept up to a maximum of 125,000 tons annually. In 2003, the landfill accepted 50,078 tons of out-of-State waste for disposal from New York, Pennsylvania and West Virginia.
- During the year, there were **five C&D Landfills** operating in the State. All but one of these facilities accepted waste from out-of-State sources.
- The "Miscellaneous" category includes special medical waste, incinerator ash, non-hazardous industrial wastes, asbestos, water treatment plant sludges, and other wastes transported into Maryland for disposal. Due to the two regional special medical waste incinerators operating in Baltimore City during 2003, the 5,642 tons of out-of-State special medical wastes accepted at these facilities comprised the majority of this waste stream.

Table 2

Solid Waste Category	Tons of Waste Imported Into Maryland	Jurisdictions Where Waste Originated	Total Tons Accepted for Disposal From All Sources
MSW	931	NY, PA, WV	4,772,651
C&D	195,328	DE, NJ, NY, PA, VA, WV, District of Columbia	1,913,774
Miscellaneous	6,167	DE, FL, ME, NC, NJ, NY, OH, PA, VA, WV, District of Columbia	410,010
TOTAL	202,426		7,087,435

Figure 1 illustrates the comparison of the amount of solid waste in tons imported into Maryland for disposal to the amount of solid waste accepted for disposal at permitted solid waste acceptance facilities. In Calendar Year 2003, Maryland's permitted facilities accepted waste from Delaware, Florida, Maine, New Jersey, New York, North Carolina, Ohio, Pennsylvania, Virginia, West Virginia and the District of Columbia.



Amount of Solid Waste Generated In the State and Transported Out of the State For Disposal

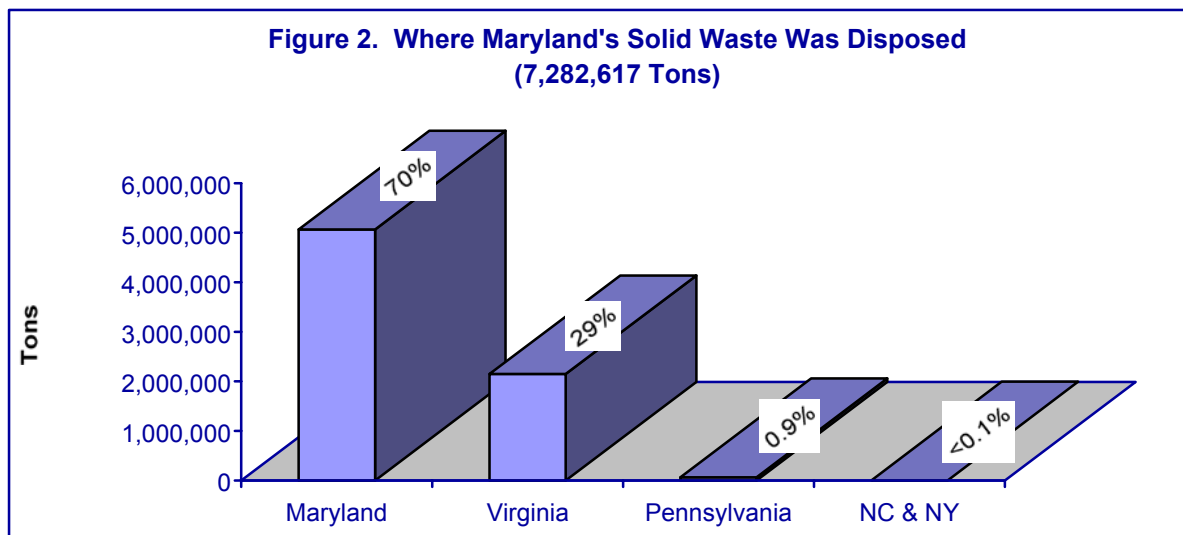
Due to economic considerations and the need to conserve disposal capacity in county owned landfills, several counties in Maryland transport the majority of their waste out-of-State for disposal. These jurisdictions include: Anne Arundel, Baltimore, Calvert, Carroll, and Howard counties, and the counties of the Midshore region consisting of Caroline, Kent, Queen Anne’s and Talbot counties. Montgomery County transports MSW incinerator ash and by-pass material from its Resource Recovery Facility in Dickerson and Transfer Station in Rockville, while St. Mary’s County transports waste to the Calvert County Transfer Station for transport to out-of-State disposal sites. Several other jurisdictions including Frederick and Prince George’s counties are also developing or evaluating the transport of waste out-of-State for disposal.

Table 3 represents the amount of solid waste transported from Maryland for disposal outside the State and the State to which it was transported. The **2,214,493 tons** of waste, consisting of MSW, C&D and incinerator ash that was transported outside Maryland for disposal, represents approximately **29%** of the total waste accepted for disposal at Maryland’s permitted solid waste acceptance facilities (approximately 7.28 million tons total).

Table 3

Solid Waste Category	Virginia	Pennsylvania	North Carolina (NC)	New York (NY)	Total (Tons)
MSW	1,551,509	60,964	0	0	1,612,473
C&D	410,405	640	0	0	411,045
Incinerator Ash	186,324	3,837	578	236	190,975
Total (tons)	2,148,238	65,441	578	236	2,214,493

Figure 2 illustrates by percentage where Maryland’s solid waste was disposed.



Amount of Solid Waste Managed or Disposed in the State

Table 4 summarizes how Maryland managed the solid waste that was received for disposal, recycling or composting during calendar year 2003.

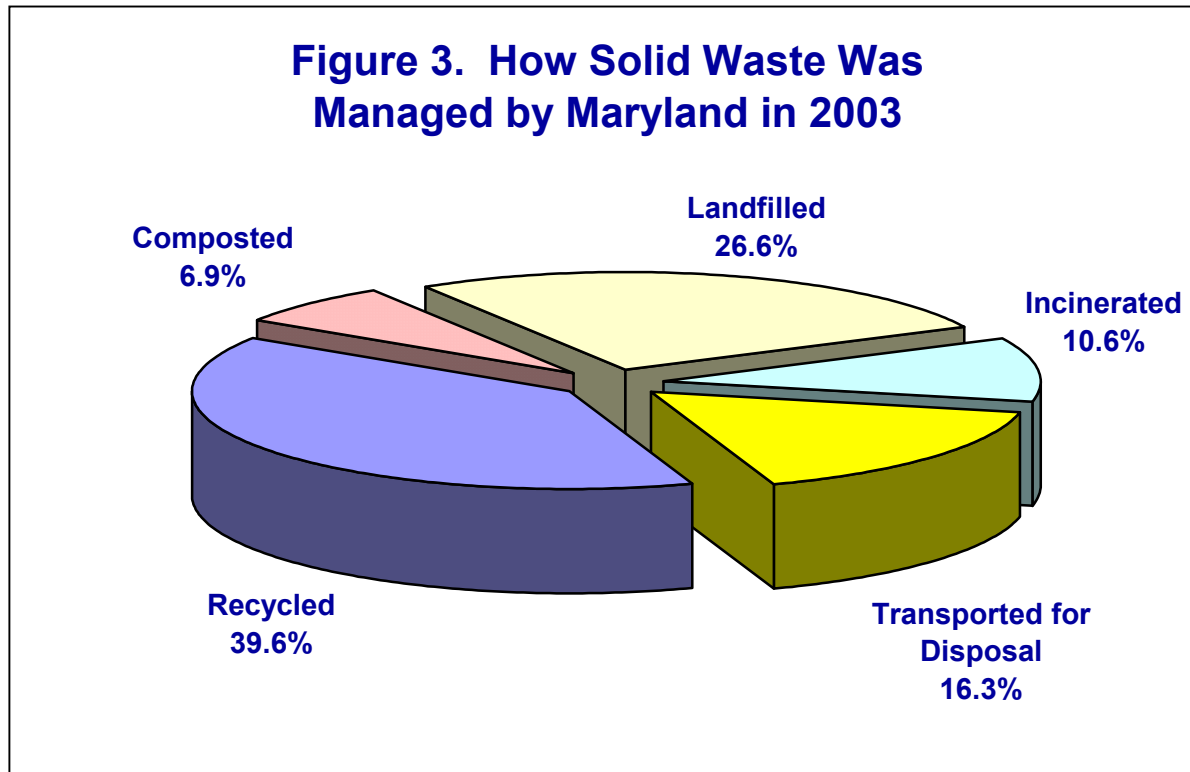
Table 4

Waste Management Method	Tons
Disposal	
Landfilling	3,623,799
Incineration	1,444,325
Transported Out-of-State	2,214,493
Sub-total	7,282,617
Recycling / Composting	
Recycled	5,382,894
Composted	933,724
Sub-total	6,316,618
TOTAL	13,599,235

Key points for interpreting this table include:

- Tons of waste disposed by either landfilling or transport out-of-State includes **453,137 tons** of ash that was generated by permitted waste-to-energy facilities and special medical waste incinerators (see page 4).
- Tons of waste disposed includes **202,426 tons** generated from out-of-State sources (see page 5).
- Tons reported as recycled or composted include other materials not counted for the MRA recycling rate (e.g. scrap metal, asphalt and concrete recycled in roadways as reported by the Maryland Department of Transportation and counties, etc.). In CY 2003, the MRA recycling rate was **36.8 %**.

Figure 3 illustrates by percentage Maryland's integrated solid waste management system.



APPENDIX A

Permitted Solid Waste Acceptance Facilities Operating In CY2003

Municipal Solid Waste Landfills

Jurisdiction	Site Name	Ownership
Allegany	Mountainview	Private
Anne Arundel	Millersville	County
City of Baltimore	Quarantine Road	Municipal
Baltimore	Eastern	County
Calvert	Appeal	County
Carroll	Northern	County
Cecil	Central	County
Charles	Charles Co. #2	County
Dorchester	Beulah	County
Frederick	Fort Detrick	Federal
	Reich's Ford - Site B	County
Garrett	Garrett Co SWS & RF	County
Harford	Harford Waste Disposal Center	County
Howard	Alpha Ridge	County
Prince George's	Brown Station Road	County
St. Mary's	St. Andrew's	County
Somerset	Somerset County	County
Talbot	Midshore	Maryland Environmental Service
Washington	Forty West	County
Wicomico	Newland Park	County
Worcester	Central	County

Construction & Demolition (C&D) Landfills (Rubble Landfills)

Jurisdiction	Site Name	Ownership
Baltimore	Days Cove	Private
	Honeygo Run Reclamation	Private
Harford	Oak Avenue	Private
Prince George's	Ritchie Land Reclamation	Private
Queen Anne's	R.B. Baker & Sons	Private

Land Clearing Debris Landfills

Jurisdiction	Site Name	Ownership
Calvert	Hance	Private
	Hill	Private
	M. T. Parran	Private
St. Mary's	Knott	Private

APPENDIX A

**Permitted Solid Waste Acceptance Facilities Operating In CY2003
(Continued)**

Industrial Waste Landfills

Jurisdiction	Site Name	Ownership
Baltimore City	Millennium	Private
Frederick	EASTALCO	Private

Waste-to-Energy Facilities (WTE) / Municipal Solid Waste Incinerators

Jurisdiction	Site Name	Ownership
Baltimore City	Wheelabrator Baltimore, L.P. WTE	Private
Charles	Naval Surface Warfare Center-Indian Head	Federal
Harford	Waste Energy Partnership WTE	County
Montgomery	Montgomery County Resource Recovery Facility (WTE)	County / Northeast Maryland Waste Disposal Authority
Somerset	Smith Island MSW Incinerator	County

Special Medical Waste Incinerators (MWI)

Jurisdiction	Site Name	Ownership
Baltimore City	Baltimore Regional MWI	Private
	Stericycle, Inc.	Private
	University of Maryland @ Baltimore City	State
Frederick	Fort Detrick	Federal
Washington	Washington County Hospital, Inc.	Private

Solid Waste Transfer Stations

Jurisdiction	Site Name	Ownership
Anne Arundel	Annapolis Junction	Private
Baltimore City	Northwest	Municipal
Baltimore	Eastern	County
	Western	County
Calvert	Appeal	Private
Carroll	Northern	County
Cecil	Stemmers Run	County
	Woodlawn	County
Montgomery	Shady Grove	County
Talbot	Midshore	Maryland Environmental Service
Worcester	Ocean City	Municipal

APPENDIX A

**Permitted Solid Waste Acceptance Facilities Operating In CY2003
(Continued)**

Solid Waste Processing & Transfer Facilities

Jurisdiction	Site Name	Ownership
Anne Arundel	Curtis Creek Recovery Systems	Private
Baltimore City	Baltimore Environmental	Private
	Baltimore Processing Facility (C&D Only)	Private
	Environmental Alternatives Recycling (C&D Only)	Private
	CS&D	Private
Baltimore	Balto. County Resource Recovery Facility	County
	Recovermat Mid-Atlantic, LLC (C&D Only)	Private
Calvert	Southern Maryland Recycling & Processing (C&D Only)	Private
Carroll	Roll Off Express (C&D Only)	Private
Howard	Ameriwaste	Private
Prince George's	Sheriff Road	Private
Wicomico	Peninsula Regional Medical Center	Private

Permitted Solid Waste Acceptance Facilities Not In Operation In CY 2003

Jurisdiction	Site Name	Facility Type	Ownership Type	Status
Baltimore City	Edison PF	Processing Facility (C&D Only)	Private	Under Construction
Frederick	Essroc CKD	Industrial Waste Landfill	Private	Under Construction
Harford	Gravel Hill	C&D Landfill	Private	Not Built
Howard	Alpha Ridge	Transfer Station	County	Under Construction
Montgomery	Site 2	MSW Landfill	County	Not Built
Prince George's	Dower House Road	Processing Facility	Maryland Environmental Service	Under Construction
	Kenilworth	Processing Facility (C&D Only)	Private	Under Construction
Washington	Resh Road II ¹	MSW Landfill	County	Closed
	Washington Co. Rubblefill	C&D Landfill	County	Inactive

¹Facility closed in 2001 but permit remains active until 2005.

APPENDIX B

Economic Benefits Provided In CY 2003 to Host Communities Reported by Permitted Solid Waste Acceptance Facilities

This table provides additional information that was voluntarily reported by **18** permitted solid waste acceptance facilities in **13** political jurisdictions describing the economic benefits of the facilities to the host communities. While the economic benefits identified in the table are very significant, the information does not fully represent the total economic benefit to Maryland's communities that are provided by permitted solid waste acceptance facilities.

Jurisdiction	Site Name	Economic Benefits To Community	Value of Facilities Provided	Direct Employment Benefits <i>(Salaries / # of Employees)</i>	Other Economic Benefits
<i>Allegany</i>	<i>Mountainview MSWLF (Privately Owned)</i>	<i>Provides County residents and businesses an environmentally safe disposal site for county wastes at reasonable rates. Saves Allegany County the cost of owning and operating a landfill.</i>	<i>Landfill site serves as a collection site for recyclables in Allegany County.</i>	<i>\$346,000 / 9 full time employees</i>	<i>In CY 2003, the Mountainview Landfill had purchases of \$275,000 for supplies and materials from Allegany County businesses. Also began an on-site used oil recycling program to boost recycling in Allegany County.</i>
<i>Anne Arundel</i>	<i>Annapolis Junction MSW Transfer Facility (Privately Owned)</i>	<i>Facility pays Host Community Fee to County for each ton of waste received. Tip fee charged County is below the area's rates for disposal.</i>	<i>Area highway traffic from large tractor trailer trucks is reduced due to rail transfer of waste. Use of facility allows Anne Arundel and Howard Counties to conserve disposal capacity in county landfills.</i>	<i>24 employees</i>	<i>Local purchase of goods and services.</i>

APPENDIX B
Economic Benefits

Jurisdiction	Site Name	Economic Benefits To Community	Value of Facilities Provided	Direct Employment Benefits <i>(Salaries / # of Employees)</i>	Other Economic Benefits
<i>Anne Arundel</i>	Curtis Creek Recovery Systems, Inc. MSW Processing & Transfer Facility <i>(Privately Owned)</i>	<i>Facility pays Host Community Fee to County for each ton of waste received. In November 2003, the Host Fee of \$1.35 per ton was increased to \$1.55.</i>			
Baltimore City	Baltimore Environmental Processing Facility <i>(Privately Owned)</i>	<i>Annual real estate, personal property and sales taxes paid to City.</i>	<i>Convenient location for contractors.</i>	\$200,000 / 4 employees including manager, clerk and 2 equipment operators.	<i>Purchases of goods and services from the local community includes fuel, temporary labor, parts and repairs.</i>
Baltimore City	Environmental Alternatives Recycling, LLC <i>(Privately Owned)</i>	<i>Annual real estate, personal property and sales taxes paid to City.</i> <i>Recycles construction debris and produces products for local use.</i>	<i>Works with City Housing Authority</i>	25 – 30 employees including manager, drivers, labors, equipment operators.	<i>Cost savings to local governments for recycled aggregate products.</i> <i>Saves airspace in area landfills.</i>
Baltimore	Days Cove Reclamation Company C&D Landfill <i>(Privately Owned)</i>	<i>Provides funding for the DNR Smuck Environmental Educational Center.</i>		\$950,000 / 30 employees	<i>Purchases of goods and services from the local community includes fuel, temporary labor, parts and repairs.</i>
Baltimore	Honeygo Reclamation Center C&D Landfill <i>(Privately Owned)</i>	<i>Paid approximately \$50,000 in taxes to Baltimore County.</i>	<i>Donated approximately \$5,000 in disposal and recycling services to community organizations in the Perry Hall and White Marsh communities.</i>	\$400,000 / 11 full time employees \$20,000 / 9 part time employees <i>80% of employees live within 20 miles of facility.</i>	\$3,800,000 annually to the community for the purchase of materials, goods and services. <i>Contributions of more than \$40,000 to various community organizations in the Perry Hall and White Marsh area.</i>

**APPENDIX B
Economic Benefits**

Jurisdiction	Site Name	Economic Benefits To Community	Value of Facilities Provided	Direct Employment Benefits <i>(Salaries / # of Employees)</i>	Other Economic Benefits
Baltimore	Recovermat Mid-Atlantic LLC. C&D Processor <i>(Privately Owned)</i>	\$31,234.03 paid in taxes to Baltimore County. <i>Has a hiring priority for local residents.</i>	<i>Provides free disposal service for the Park Service.</i>	12 - 18 employees <i>Jobs include laborers, equipment operators, mechanics, administrative & office staff.</i>	90% of all purchases are made locally. \$427,888.07 in the sale of recovered and recycled metals.
Calvert	Appeal MSWLF <i>(Publicly Owned)</i> and Calvert County Transfer Station <i>(Privately Owned)</i>	<i>Contracted transfer of waste to out-of-county disposal sites provides for retirement debt of existing landfill.</i>	<i>As a regional solid waste acceptance facility, County residents receive a reduced cost for waste disposal.</i>	47 employees <i>including weigh clerks, drivers, attendants and administrative staff.</i>	
Carroll	Roll-Off Express, Inc. C&D Processor <i>(Privately Owned)</i>	\$85,000 annually paid in real estate, personal property and sales taxes.	\$2,000,000 Investment for facilities.	\$430,727 / 20 employees <i>including Equipment Operators, Drivers, and Laborers.</i>	\$491,769 annually purchase of goods and services.
Dorchester	Beulah MSWLF <i>(Publicly Owned)</i>			\$360,000 / 13 employees <i>Including a Superintendent, Engineer, Accountant, 5 Equipment Operators, & 5 Scale Attendants.</i>	

**APPENDIX B
Economic Benefits**

Jurisdiction	Site Name	Economic Benefits To Community	Value of Facilities Provided	Direct Employment Benefits <i>(Salaries / # of Employees)</i>	Other Economic Benefits
<i>Harford</i>	Harford Waste Disposal Center MSWLF <i>(Publicly Owned)</i>	<i>Provides county residents with mulch and compost products free or at a reduced cost based on quantity.</i>	<i>Provides county residents with waste disposal services at a competitive cost.</i> <i>Provides recycling services at "no cost."</i>	\$1,323,399 / 38 full time employees <i>Jobs include management, clerical, equipment operators, mechanics, chauffeur/laborers, laborers, & weigh-master / attendants involved in both landfill and recycling activities.</i>	\$1,286,659 - Contractual Services \$370,010 - Supplies & Materials \$242,400 - Capital Equipment
<i>Harford</i>	Harford Waste to Energy MSW WTE Incinerator <i>(Publicly Owned)</i>			\$2,000,000 / 44 full time employees	
<i>Howard</i>	AmeriWaste Transfer & Recycling Center, LLC <i>(Privately Owned)</i>	<i>Payment of real estate, personal property and sales taxes to Howard County.</i>	<i>Facility supplements County facilities for waste disposal.</i>	\$200,000 / 7 employees <i>Jobs include 2 equipment operators, 1 clerk, 2 drivers & 3 laborers.</i>	<i>Value of recycled materials estimated at \$160,000.</i> <i>Facility provides an additional disposal site thus reducing waiting time at the Annapolis Junction Transfer Station.</i>
<i>Montgomery</i>	Shady Grove Transfer Station <i>(Publicly Owned)</i>	<i>Strategically located for easy access to accommodate residential, industrial and commercial use.</i>		13 – full time County employees 40 - full time / 2 temporary Covanta 19 full time / 5 temporary MES employees 4 Contractual MES & 2 Contractual Covanta Montgomery, Inc. employees.	

**APPENDIX B
Economic Benefits**

Jurisdiction	Site Name	Economic Benefits To Community	Value of Facilities Provided	Direct Employment Benefits <i>(Salaries / # of Employees)</i>	Other Economic Benefits
St. Mary's	St. Andrew's MSWLF <i>(Publicly Owned)</i>	<i>Provides mulch made from yard and wood waste free to county residents.</i>	<i>Closed landfill site may be expanded to accommodate future landfill.</i>	\$695,227 / 21 employees <i>Includes a Manager, 4 Equipment Operators, 2 Scale House Operators, and 14 Attendants (full & part time)</i>	\$267,890 - County subsidy of Recycling. \$1,056,000 - County subsidy for residential solid waste disposal.
Washington	Forty West MSWLF <i>(Publicly Owned)</i>	<i>Centrally located in County for easy access to accommodate waste disposal needs residential, industrial and commercial use.</i>	<i>Facility owned and operated by Washington County for the waste disposal need of County residents.</i>	\$1,000,000 / 27 employees <i>Jobs include: Director, 2- Assistant Directors, 3 -Office Staff, 1 - Weighmaster / Inspector, 4 full time & 3 part time Weigh Clerks, 8 - Equipment Operators, 2 - Mechanics, 1 Recycling Coordinator, & 4 Residential Drop-off Attendants.</i>	\$5.0 million annual operating budget spent locally for the purchase of materials, goods and services.
Worcester	Ocean City Transfer Station <i>(Publicly Owned)</i>	<i>Provides for the consolidation of waste collected in the Town of Ocean City for transport 26 miles to the County's MSWLF.</i>			