



SITE ASSESSMENT REPORT

Calvert Citgo (Former Alger Country Store)
2815 North East Road
Town of North East
Cecil County, Maryland
MDE Case No. 92-2616-CE

REPSG Project Reference No. 005977.130.01

December 18, 2008

PREPARED FOR:

Alger Fuel, Inc.
2314 Market Street
Philadelphia, PA 19145
Attn: Mr. Chris Haab

PREPARED BY:

Suzanne Shourds
Environmental Risk Analyst

REVIEWED BY:

Brenda MacPhail
Project Manager

TABLE OF CONTENTS

1.0 INTRODUCTION.....1
1.1 Site Location and Description 2
1.2 Vicinity Well Information..... 2
1.3 Site History..... 3
2.0 LOCAL/REGIONAL GEOLOGY AND HYDROLOGY4
2.1 Topography 4
2.2 Site & Regional Geology 5
2.2.1 Lithology 5
2.2.2 Mineralogy 5
2.2.3 Stratigraphy 5
2.2.4 Other Geologic Structures..... 5
2.3 Surface Water 5
2.4 Hydrology 6
3.0 PREVIOUS SITE CHARACTERIZATION6
4.0 INVESTIGATIVE METHODS7
4.1 Soil Sampling Investigation 8
4.2 Groundwater Investigation..... 9
4.3 Potable Well Water Investigation 10
5.0 RESULTS OF THE WORK PERFORMED11
5.1 Soil Investigation Methods and Results 11
5.2 Groundwater Investigation Methods and Results 14
5.3 Potable Well Investigation Methods and Results..... 20
6.0 SITE CONCEPTUAL ASSESSMENT & CONCLUSIONS22
6.1 Specific Sensitive Receptors 23
6.2 Liquid Phase Hydrocarbons 24
6.3 Current and Future Use of Impacted Groundwater 24
6.4 Migration of Contamination..... 24
6.4.1 Contaminant Fate 24
6.4.2 Migration of Contaminants in Soil to Groundwater..... 25
6.4.3 Migration of Contaminants in Groundwater 26
6.5 Human Exposure 26
6.6 Environmental Ecological Exposure..... 27
6.7 Impact to Utilities and Other Buried Services..... 27
6.8 Other Sensitive Receptors 27
7.0 RECOMMENDATIONS28

FIGURES

Figure 1 – Site Diagram 3
Figure 2 – Site Topography and Location Diagram 4
Figure 3 – Soil Investigation Map 12
Figure 4 – Soil Contaminant Distribution Map (November 5, 2008 and November 24, 2008).. 14
Figure 5 – Groundwater Sampling Locations 16
Figure 6 – Groundwater Contaminant Distribution Map (November 5, 2008)..... 19
Figure 7 – Groundwater Contaminant Distribution Map (November 17, 2008)..... 20

TABLES

Table 1 – Soil Boring Depths and Observations 9
Table 2 – Temporary Well Point Details..... 10
Table 3 – Off-Site Potable Well Samples and Corresponding Addresses..... 11
Table 4 – Depth to Water 15
Table 5 – Exceedences in Groundwater (November 5, 2008 and November 17, 2008) 17

ATTACHMENTS

- ATTACHMENT 1: FIGURES**
- ATTACHMENT 2: TABLES**
- ATTACHMENT 3: REPSG STANDARD OPERATING PROCEDURES**
- ATTACHMENT 4: SOIL BORING LOGS**
- ATTACHMENT 5: ANALYTICAL LABORATORY REPORTS**
- ATTACHMENT 6: MDE COORESPONDANCE & PRIOR REPORTING**

1.0 INTRODUCTION

React Environmental Professional Services Group, Inc. (REPSG, formerly “React Environmental Services Group, Inc.” or “React”) was retained by Alger Fuel, Inc. to perform a Site Assessment at 2815 North East Road in the town of North East, Cecil County, Maryland (Site), known as Maryland Department of the Environment (MDE) Case No. 92-2616-CE. This Site Assessment Report (SAR) has been prepared in general accordance with the *Maryland Environmental Assessment Technology for Leaking Underground Storage Tanks*, (MEAT Guidance) produced by the Oil Control Program Waste Management Administration of the MDE (as revised February 2003). The specific scope of the investigation has been defined per REPSG Proposal No. 08-789 and was designed to satisfy the conditions of a Notice of Violation (NOV) prepared by MDE on July 9, 2008.

The NOV is related to the Hydrogeological Investigation/Work Plan, submitted by React on March 5, 2004 (and approved on December 7, 2005 by the Department) for the above reference Site. Specifically, the MDE’s NOV letter requested that a completed Site Conceptual Model (SCM) and Supplemental Work Plan (SWP) be completed in order to prepare a comprehensive Corrective Action Plan (CAP). The NOV stated that the SCM should address the following: source(s) of petroleum contamination; any features and pathways, surface and/or subsurface, that may have influenced the transport of groundwater and contaminants; fate and transport (known and/or predicted) of contaminants; and a proposal for supplemental data to fill in the gaps in order to further prove and/or refine the SCM. The NOV further went on to request that additional investigation of groundwater (via on-Site monitoring wells, measuring points (which are observation wells located within the gasoline underground storage tank (UST) field), and temporary well points) be conducted, in addition to soil sampling and potable well sampling (to occur on-Site and at specified locations off-Site). This groundwater investigation, and a potable well investigation.

1.1 Site Location and Description

The Site consists of an irregularly shaped parcel of land located at the street address: 2815 North East Road, in the Town of North East, Cecil County, Maryland. The Site measures approximately 1.05 acres in area; it is bounded by North East Road (MD Route 272) and residential development to the east, Quaker Lane (old MD Route 272) and agricultural land to the west, an access road and agricultural land to the south, and a mixture of residential and agricultural land to the north.

Development at the Site consists of a single-story convenience store structure, located centrally at the Site; a gasoline fuel pump island, located off the south eastern portion of the structure; a diesel fuel pump island, located to the east of the gasoline island; a concrete pad, located off the northeast corner of the structure; landscaping; and parking and drive areas. The concrete pad at the Site is situated directly above the four (4) gasoline USTs, which are denoted on **Figure 1** as the gasoline UST field and are detailed in **Section 1.3**.

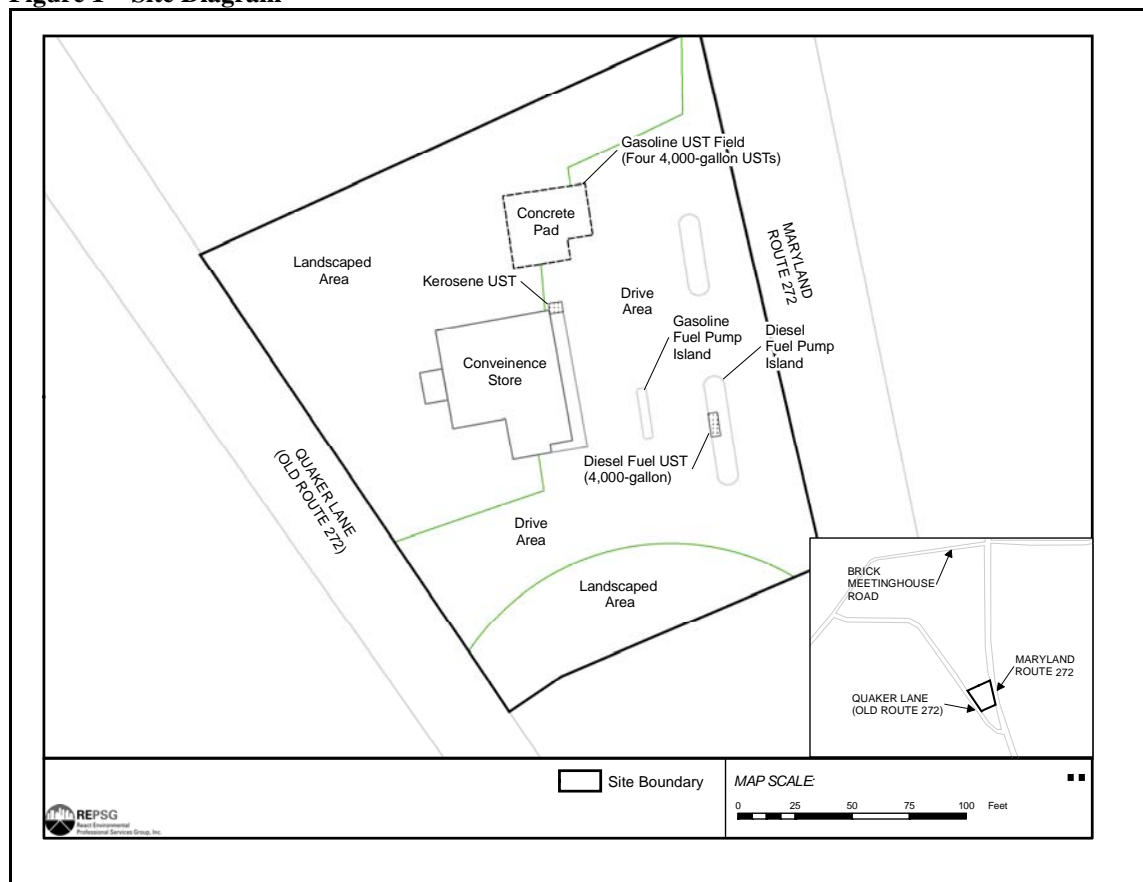
1.2 Vicinity Well Information

As requested in the July 9, 2008 MDE NOV, REPSG conducted a drinking water well search for the Site, encompassing a one half mile radius of the Site. A well search for Cecil County, MD conducted by REPSG in conjunction with the MDE (Ms. Denise Swatzbaugh), indicated that within a one-half mile radius of the Site there are: 38 drinking water wells (used for either public or home use); three (3) industrial, commercial state, or federal use wells; and one (1) farm use well (for livestock watering and agricultural irrigation). Three (3) of the 28 drinking water wells and one (1) of the industrial wells are located within 500 feet of the Site. Two (2) of the drinking water wells and one (1) of the industrial wells are located within 1,000 feet of the Site. All other wells are located between 1,000 feet and a half mile radius of the Site. Documentation of available total well depth, screen depths, and additional pertinent information for these wells is included in **Attachment 2** of this SAR. A figure depicting the locations of these wells in relation to the Site is included in **Attachment 1**.

1.3 Site History

As noted in React's Revised Workplan (dated May 26, 2004), a review of prior environmental reporting indicated that the Site operated as a retail petroleum station since the late 1950's. Currently the site contains a total of six (6) underground storage tanks (USTs) (four (4) 4,000-gallon, steel-constructed USTs containing gasoline, one (1) 4,000-gallon, steel-constructed UST containing diesel fuel, and one (1) UST (of unknown size and construction) containing kerosene. According to the former site owner, F.C. Haab, these USTs were installed in 1997. Currently, the site is operating as a retail petroleum station and convenience store. Relevant Site features are depicted in **Figure 1**.

Figure 1 – Site Diagram

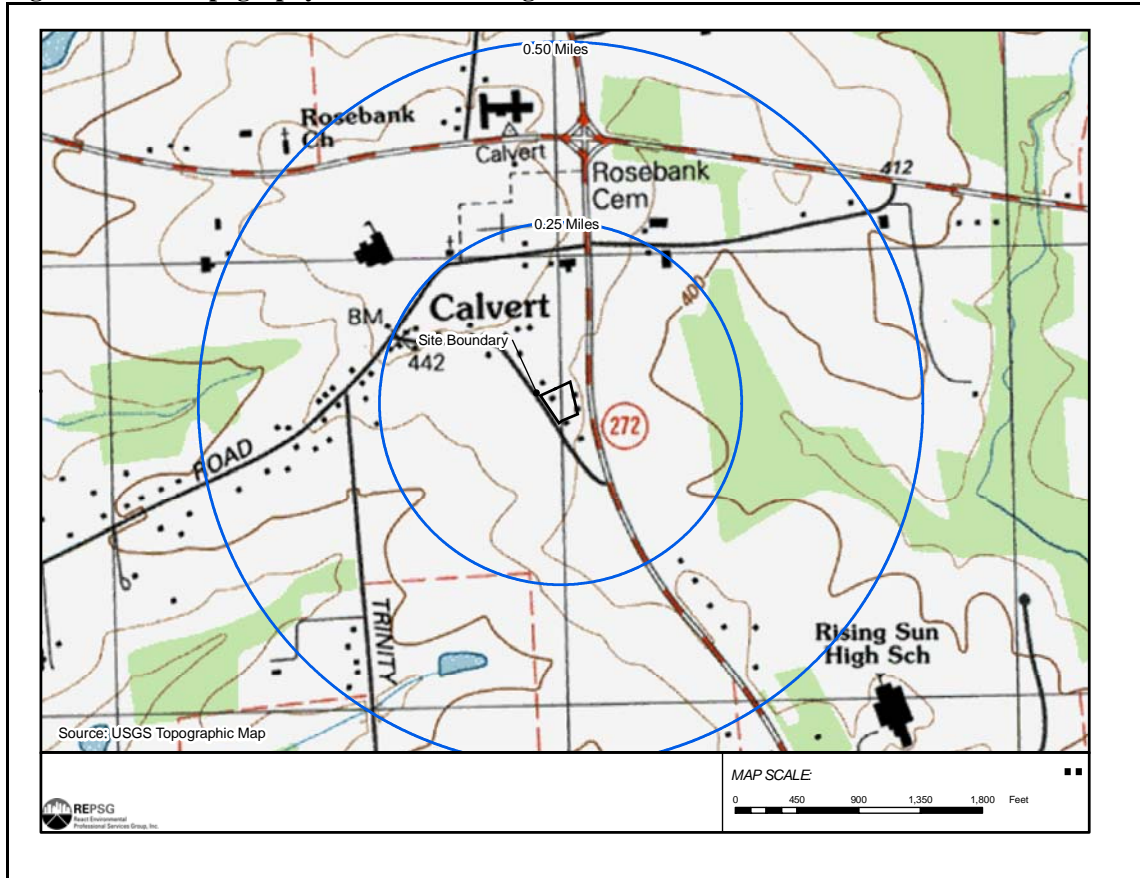


2.0 LOCAL/REGIONAL GEOLOGY AND HYDROLOGY

2.1 Topography

According to USGS topographic mapping (7.5-minute series, *Bay View, Maryland* Quadrangle) the Site is located at an elevation of approximately 419 feet above Mean Sea Level (MSL). Topography at the Site slopes very gently to the southwest. See **Figure 2**, below (also see **Attachment 1**).

Figure 2 – Site Topography and Location Diagram



2.2 Site & Regional Geology

2.2.1 Lithology

According to the available surficial geology information, the Site is underlain by clay residuum; made up mostly of massive kaolinitic clay, with little mica or quartz

2.2.2 Mineralogy

Soils at the Site were observed during Site investigations to be very densely packed overall. Grain size of soils at the Site were observed to be small and finely textured.

2.2.3 Stratigraphy

Information gathered from the Maryland Geological Survey¹, demonstrated that the Site and its vicinity is located within the Boulder Gneiss formation (formerly mapped as Sykesville and Laurel Formations.) This formation is thick-bedded to massive, pebble- and boulder-bearing, arenaceous to pelitic metamorphic rock, typically a medium-grained, garnet-oligoclase-mica-quartz gneiss; locally an intensely foliated gneiss or schist; apparent thickness 15,000 feet. Soils at the Site were observed during Site investigations to be comprised of mostly clays and silts down to depths of 28 fbg, with some weathered schist present at depths greater than 10 fbg.

2.2.4 Other Geologic Structures

No specific geologic structures relevant to this SAR were noted during the subsurface soil and groundwater investigations conducted at the Site.

2.3 Surface Water

No surface water bodies are present at the Site. The nearest body of water in the vicinity of the Site is a small enclosed body of water, connected to North East Creek and located approximately 1,695 feet southwest of the Site. Surface water drainage follows the general direction of the slope at the Site (southwest). Aside from run-off drains located on either side of the roads at the Site, no drainage sewers are present.

¹ Index to Online Geologic Maps (1968): <http://www.mgs.md.gov/esic/geo/index.html>

2.4 Hydrology

The Site is underlain by the Piedmont and Blue Ridge crystalline-rock aquifer systems; igneous and metamorphic-rock aquifers. Metamorphic-rock consists mostly of mica and chlorite schists, gneisses, and metadacites. Igneous rocks are volcanic and intrusive. The Piedmont crystalline rock tends to possess very poor water-bearing capability, due mostly to its very low porosity. Rock fracturing increases its ability to store and transport water. As stated above, bedrock at and in the vicinity of the Site is known to be fractured, increasing the likelihood for contaminant transport at the Site. Current subsurface investigations, which included the installation and sampling of temporary well points, indicated that the surficial groundwater table was encountered at the Site between 20 to 24.5 fbg. Groundwater in the on-Site monitoring wells was encountered between 17.23 and 19.82 fbg. Groundwater in the on-Site measuring points (UST field observation wells) was encountered between 10.75 and 11.35 fbg. Groundwater at the Site generally flows in a southwesterly direction².

3.0 PREVIOUS SITE CHARACTERIZATION

As noted in React's Revised Workplan, a Preliminary Environmental Site Assessment Report was conducted by Geomatrix, Inc. in August 1991, and a Report of Direct Push Soil Sampling was conducted by Advanced Environmental Concepts, Inc. (AEC) in October 2003.

In August 1991, Geomatrix collected a total of thirteen (13) soil samples, water "grab" samples, and monitoring well groundwater samples for: total petroleum hydrocarbons (TPH) for gasoline range organics (GRO); benzene; ethylbenzene; methyl tert-butyl Ether (MTBE); naphthalene; toluene; and total xylenes. No soil concentrations were above applicable standards; however both the water "grab" samples and the monitoring well groundwater results indicated compound concentrations above applicable standards for one or more of all of the analyzed compounds.

On October 8, 2003, AEC collected five (5) samples for: TPH-GRO, TPH-DRO, Benzene, Ethylbenzene, MTBE, Naphthalene, Toluene, and total Xylenes. AEC identified as free product in soil boring B-2; they concluded that subsurface soils have impacted across the site and potentially off-Site.

² Groundwater Flow direction is assumed to be southwest as reported in prior investigations completed by Geomatrix, Inc.

On March 2, 2004 React mobilized to the Site and located, accessed and gauged five (5) monitoring wells at the Site. No measurable product was observed in any of the wells, but sheen was observed in MW-003.

More detailed information about the 1991, 2003, and 2004 investigations conducted at the Site is provided in React's Revised Workplan (submitted to the MDE in May 2004).

Most recently, AEC has conducted multiple rounds of on-Site monitoring well gauging and sampling. The two most recent events for which REPSG was able to review documentation occurred on March 12, 2008 and August 14, 2008. On both dates, these sampling events included analysis of the on-Site potable well (DW-001) for the full suite drinking water volatile organic compounds (VOCs) via EPA method 524.2, and the on-Site monitoring wells (MW-001 through MW-003, and MW-005 through MW-007) for VOCs via EPA method 8260, and TPH-DRO and TPH-GRO via EPA method 8015B. Additionally, MP-001 and MP-002 were included in the March 12, 2008 sampling event. A copy of both of AEC's most recent groundwater monitoring reports is provided in **Attachment 6**.

Elevated concentrations above the applicable EPA maximum contaminant levels (MCLs) of MTBE were detected in DW-001 on August 14, 2008. Additionally, several compounds were detected in exceedences of the applicable MDE Voluntary Cleanup Program (VCP) soil standards³ in the groundwater samples, including: TPH-GRO; benzene; ethylbenzene; isopropylbenzene; tetrachloroethylene (PCE); total xylene; 1,2-dichloroethane; methyl chloride, and MTBE.

4.0 INVESTIGATIVE METHODS

This Site Assessment (SA) consisted of a subsurface soil investigation, a groundwater investigation, and a potable well investigation. The subsurface soil investigation was conducted over two days on November 5, 2008 and November 24, 2008. The groundwater investigation was conducted over two days on November 5, 2008 and November 17, 2008. The potable well investigation was conducted on November 24, 2008. Soil sampling locations are provided on **Figure 3** in **Section 4.1** and groundwater sampling locations are provided on **Figure 5** in **Section 4.2**.

³ Maryland Department of the Environment (MDE) Voluntary Cleanup Program (VCP): Generic Numeric Cleanup Standards for Soil, Protection of Groundwater, Tables 1 and 2 (March 2008).

4.1 Soil Sampling Investigation

The subsurface soil sampling portion of the investigation conducted at the Site took place over two days on November 5, 2008 and November 24, 2008. On November 5, 2008, REPSG personnel advanced a total of six (6) soil borings (B-002, B-004, B-005, and B-007 through B-009) at the Site using a track-mounted direct-push Geoprobe[®], under the direction of a REPSG geologist. On November 24, 2008, REPSG personnel advanced a total of six (6) soil borings (B-001, B-003, B-006, B-010 through B-012) at the Site using a track-mounted direct-push Geoprobe[®], under the direction of a REPSG geologist. Boring locations were based on the documented historical usage of the Site as a gasoline service station and prior investigation results. The soil sampling plan was submitted to the MDE on August 22, 2008 and approved with adjustments on September 24, 2008. Soil borings completed via Geoprobe for this SA were advanced through unconsolidated soils to depths of 28 fbg. Groundwater was encountered at depths ranging from 20 fbg to 24.5 fbg in all of the borings. Temporary well points were installed in four (4) of the subsurface soil borings (discussed in detail in **Section 4.2**). Soils present at the Site were observed to consist of clayey silts and weathered schist that varied in color from light brown to brown, to depths of 28 fbg. Soil Boring Logs are provided in **Attachment 4**.

Soils from these borings were field-screened for indications of impacts to the subsurface soils. In addition to visual and olfactory screening, REPSG used a portable PID equipped with a 10.2eV lamp, capable of detecting organic vapors. PID readings were measured at six inch intervals along the soil borings. PID readings for each sample are detailed in the attached Soil Boring Logs.

One soil sample was collected from each of the twelve (12) soil borings. Boring depths and observations are detailed in **Table 1**. Sampling parameters and methods are detailed in **Section 5.1** of this report.

Table 1 – Soil Boring Depths and Observations

Site ID	Total Depth of Boring (ft)	Sample Depth (ft)	Depth to Water (ft)	Observations	Highest PID Reading
B-001	24	19.5	20	No odors.	0 ppm
B-002	28	24	24.5	Slight solvent odors.	0 ppm
B-003	24	19.5	20	Slight to strong solvent and petroleum odors.	0 ppm
B-004	24	16	21	Slight solvent and petroleum odors.	60 ppm (at 16 fbg)
B-005	28	23	24.5	Slight varnish and strong petroleum odors.	350 ppm (at 23 fbg)
B-006	20	19.5	20	No odors.	0 ppm
B-007	28	24	24.5	Slight solvent odors.	0 ppm
B-008	28	12	24.5	Slight to strong petroleum and solvent odors.	3300 ppm (at 12 fbg)
B-009	28	24	24.5	Slight petroleum odors.	0 ppm
B-010	24	20.5	21	No odors.	0 ppm
B-011	24	20.5	21	No odors.	0 ppm
B-012	20	19.5	20	No odors.	0 ppm

4.2 Groundwater Investigation

On November 5, 2008, following the completion of the subsurface soil investigation, REPSG installed four (4) temporary well points (TWP-001 through TWP-004) in select soil borings⁴ (see **Table 2**). These temporary well points were installed to assess the presence of any liquid-phase product in groundwater at the Site, and to allow the collection of groundwater samples for additional Site coverage. These temporary well points were sampled via purge-method sampling. These temporary well points were abandoned directly after sampling. One groundwater sample was collected from each of the four (4) temporary well points. The surficial groundwater table was encountered in temporary well points at the Site on November 5, 2008 was between 20 to 24.5 fbg. Groundwater in the on-Site monitoring wells on November 17, 2008 was encountered between 17.23 and 19.82 fbg. Groundwater in the on-Site measuring points (UST field observation wells) on November 17, 2008 was encountered between 10.75 and 11.35 fbg. Groundwater at the Site generally flows in a southwesterly direction.

⁴ The decision to install four (4) temporary well points rather than the MDE required twelve (12) temporary well points (as per the MDE approved Sample Plan) was made on-Site by REPSG Project Manager Brenda Macphail and the MDE Case Manager Susan Bull.

Several rounds of groundwater monitoring data have been conducted previously at the Site by prior consultants, as discussed in **Section 3.0**. In the July 9, 2008 NOV, the MDE requested that quarterly groundwater sampling be conducted of the permanent wells located on-Site. In accordance with this request, REPSG mobilized to the Site to gauge and sample the six (6) on-Site monitoring wells (MW-001 through MW-003, and MW-005 through MW-007) and the two (2) on-Site measuring points (MP-001 and MP-002) via purge-method sampling. One groundwater sample was collected from each of the six (6) on-Site monitoring wells and the two (2) on-Site measuring points on November 17, 2008.

No liquid-phase product was encountered in the monitoring wells, measuring points, or temporary well points at the time that the groundwater samples were collected. All purged water was filtered through a carbon filter to remove impurities before it was discarded. REPSG's standard operating procedure for groundwater sampling is presented in **Attachment 3**.

Sampling parameters and EPA Methods are detailed in **Section 5.2** of this report.

Table 2 – Temporary Well Point Details

Site ID	Total Depth of Well Point (ft)	Depth to Water (ft)	Associated Soil Boring
TWP-001	28	24.5	B-005
TWP-002	28	24.5	B-008
TWP-003	28	24.5	B-002
TWP-004	24	21	B-007

4.3 Potable Well Water Investigation

In the July 9, 2008 MDE NOV, the Department provided REPSG with a specific listing of potable wells within the immediate vicinity of the Site. In conjunction with the MDE, REPSG developed a “*water well sampling access survey*” (approved by the MDE on September 24, 2008) in order to request updated information and access for sampling from the owners of the specified wells. Documentation of the results of these surveys was provided to the MDE by REPSG in correspondence dated November 20, 2008.

On November 24, 2008 REPSG mobilized to the Site in order to gauge and sample one (1) on-Site potable well (DW-001), and to sample six (6) off-Site potable wells (DW-002 through DW-007) located at nearby residential dwellings (as identified via the MDE's July 9, 2008 NOV letter and REPSG's subsequent Water Well Access Survey Letters. All purged water from DW-001 was filtered through a carbon filter to remove impurities before it was discarded. No liquid-phase product was encountered in the potable well at the time that the water sample was collected. REPSG's standard operating procedure for potable well sampling is presented in **Attachment 3**.

Samples were collected from either a drinking water tap located at the residence (DW-006), from an outside faucet (DW-002 through DW-005), or directly from the well (DW-007). These samples were taken without the implementation of any infiltration systems. REPSG's standard operating procedure for drinking water sampling is presented in **Attachment 3**. Sampling parameters and methods are detailed in **Section 5.3** of this report.

The location of DW-001 at the Site is depicted on **Figure 5**, in **Section 4.2**. The residential potable well samples collected correspond to the addresses provided by the MDE in their July 9, 2008 NOV letter (see **Table 3**, below).

Table 3 – Off-Site Potable Well Samples and Corresponding Addresses

Site ID	Residential Site Address	Well Permit No.
DW-002	64 Quaker Lane, North East, MD. 21901	Not Available
DW-003	2780 Northeast Road, North East, MD. 21901	CE950678
DW-004	2794 Northeast Road, North East, MD. 21901	CE951470
DW-005	2802 Northeast Road, North East, MD. 21901	CE951499
DW-006	2825 Northeast Road, North East, MD. 21901	Not Available
DW-007	64 Quaker Lane, North East, MD. 21901	Not Available

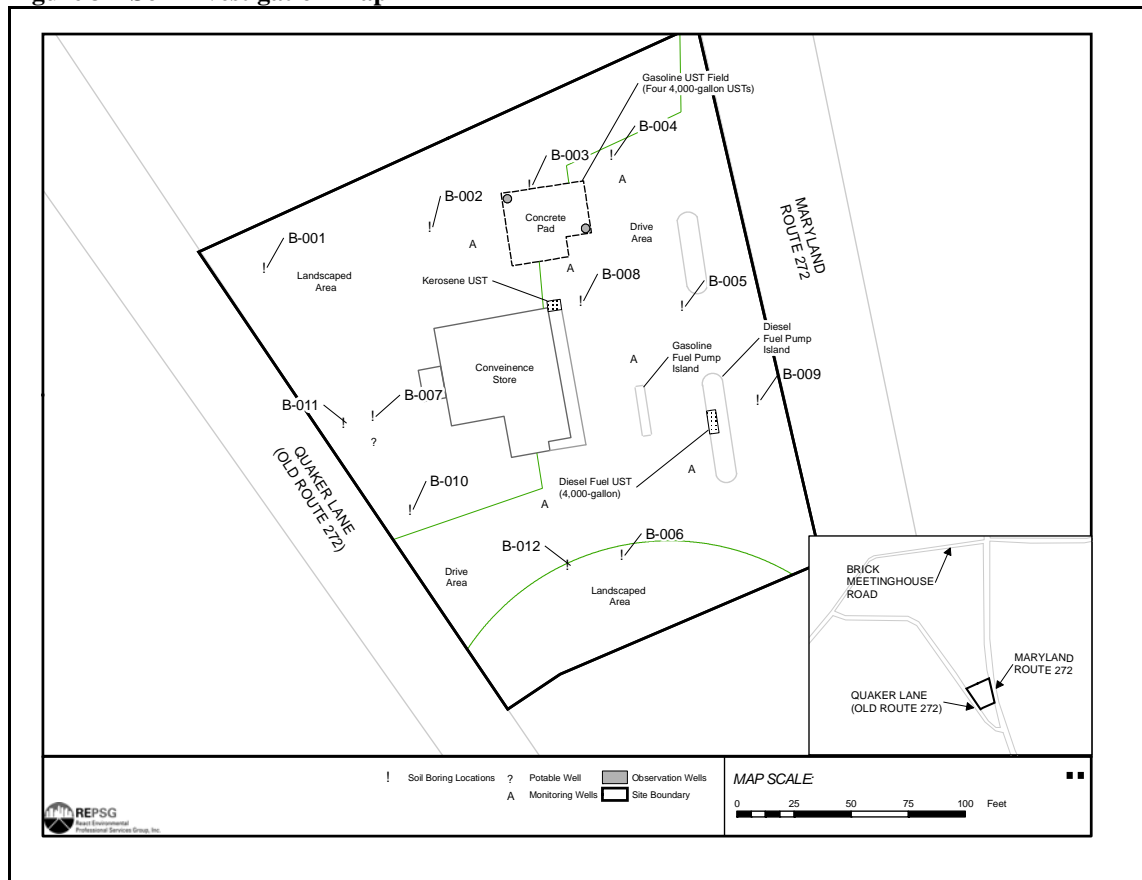
5.0 RESULTS OF THE WORK PERFORMED

5.1 Soil Investigation Methods and Results

The subsurface soil samples collected for laboratory analysis (B-001 through B-012) were collected and packaged directly into EnCore™ samplers, and unpreserved four ounce jars, as required by EPA Methods 8260 and 8015D. REPSG's standard operating procedure for soil sampling is presented in **Attachment 3**. Soil boring locations are shown on **Figure 3** (see also **Attachment 1**). Soil Boring Logs are provided in **Attachment 4**.

All soil samples collected were analyzed for volatile organic compounds (VOCs) plus tert-butyl alcohol (TBA) via EPA method 8260, TPH-DRO via EPA method 8015D, and TPH-GRO via EPA method 8015D. Samples were submitted, packed on ice and under chain of custody, to Analytical Laboratory services, Inc. of Middletown, PA.

Figure 3 – Soil Investigation Map



Results of the soil investigation laboratory analyses were compared against the applicable MDE VCP soil standards (see **Attachment 2**).

Analysis results indicated the presence of the following compound concentrations above the applicable MDE VCP soil standards:

- 1,1-dichloroethane in sample B-001 (19.5 fbg);
- 1,2-dibromoethane, 1,2-dichloroethane, and benzene in sample B-005 (23.5 fbg);
- 1,1,2-trichloroethane, 1,2-dibromoethane, 1,2-dichloroethane, and benzene in sample B-008 (12.5 fbg); and
- Benzene in sample B-011 (20.5 fbg).

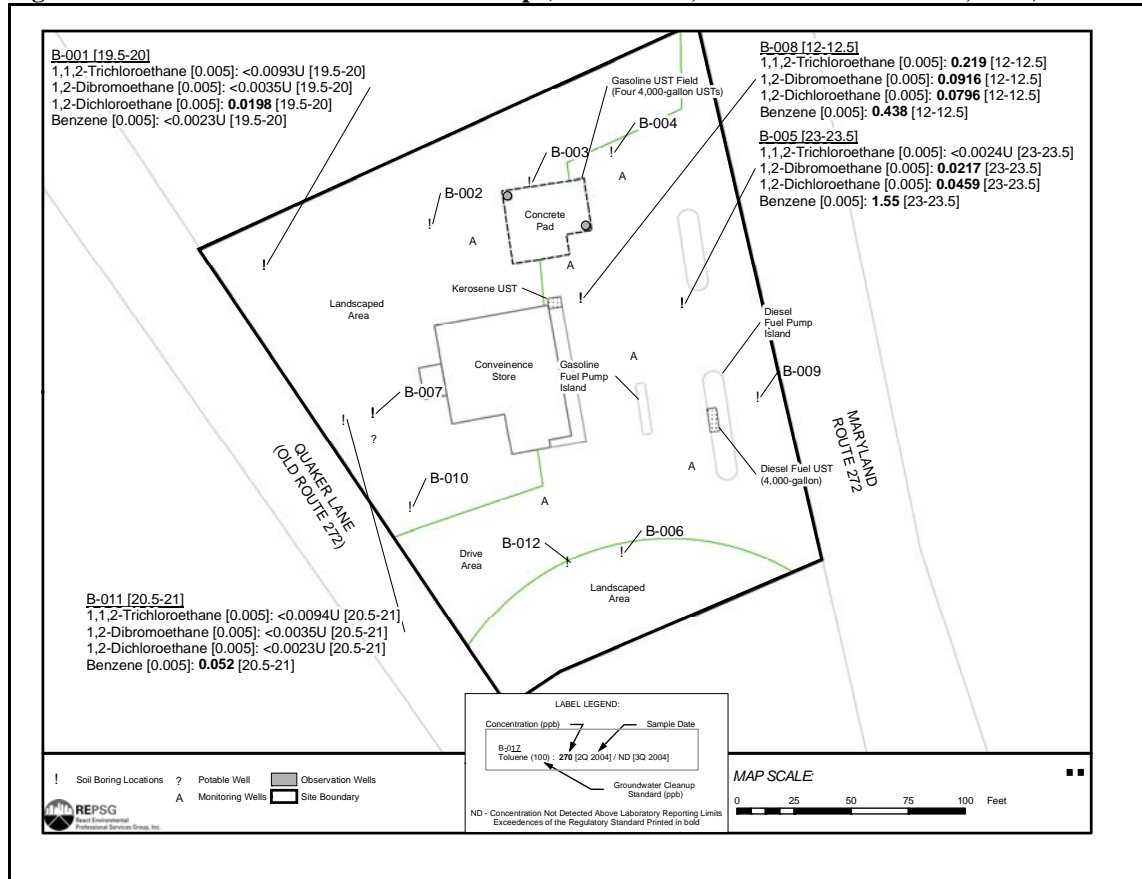
Several compounds were detected at levels above the laboratory reporting detection limits (RDL), but below the applicable MDE VCP soil standards, including one or more of the following: 2-hexanone, acetone, benzene, ethylbenzene, isopropyl ether, methyl ethyl ketone (MEK), methyl isobutylketone (MIBK), methylene chloride, toluene, TPH-DRO, TPH-GRO, and total xylenes.

All other analyzed constituents were not reported at concentrations above the laboratory detection limits⁵. All other laboratory detection limits were sufficiently below the standard to be considered valid regulatory data (see **Attachment 2**).

A complete table showing all tested parameters compared to the MDE VCP soil standards is provided in **Attachment 2**. The complete analytical laboratory report is provided in **Attachment 5**. A contaminant distribution map showing all locations of exceedences with their corresponding results in soils at the Site is presented as **Figure 4**, below.

⁵ With the exception of several compounds in sample B-008, which had elevated RDLs as a result of matrix interference.

Figure 4 – Soil Contaminant Distribution Map (November 5, 2008 and November 24, 2008)



5.2 Groundwater Investigation Methods and Results

The groundwater samples collected for laboratory analysis (MW-001 through MW-003, MW-005 through MW-007, MP-001, MP-002, and TWP-001 through TWP-004) were collected and packaged directly into 1-liter unpreserved amber glass bottles and 40-milliliter HCL preserved VOA vials, as required by EPA Methods 8260 and 8015D. REPSG’s standard operating procedure for groundwater sampling is presented in **Attachment 3**. Monitoring well, measuring point (UST field observation wells), and temporary well point locations are shown on **Figure 5** (see also **Attachment 1**). Depth to water information for each sample location is presented in **Table 4**, below.

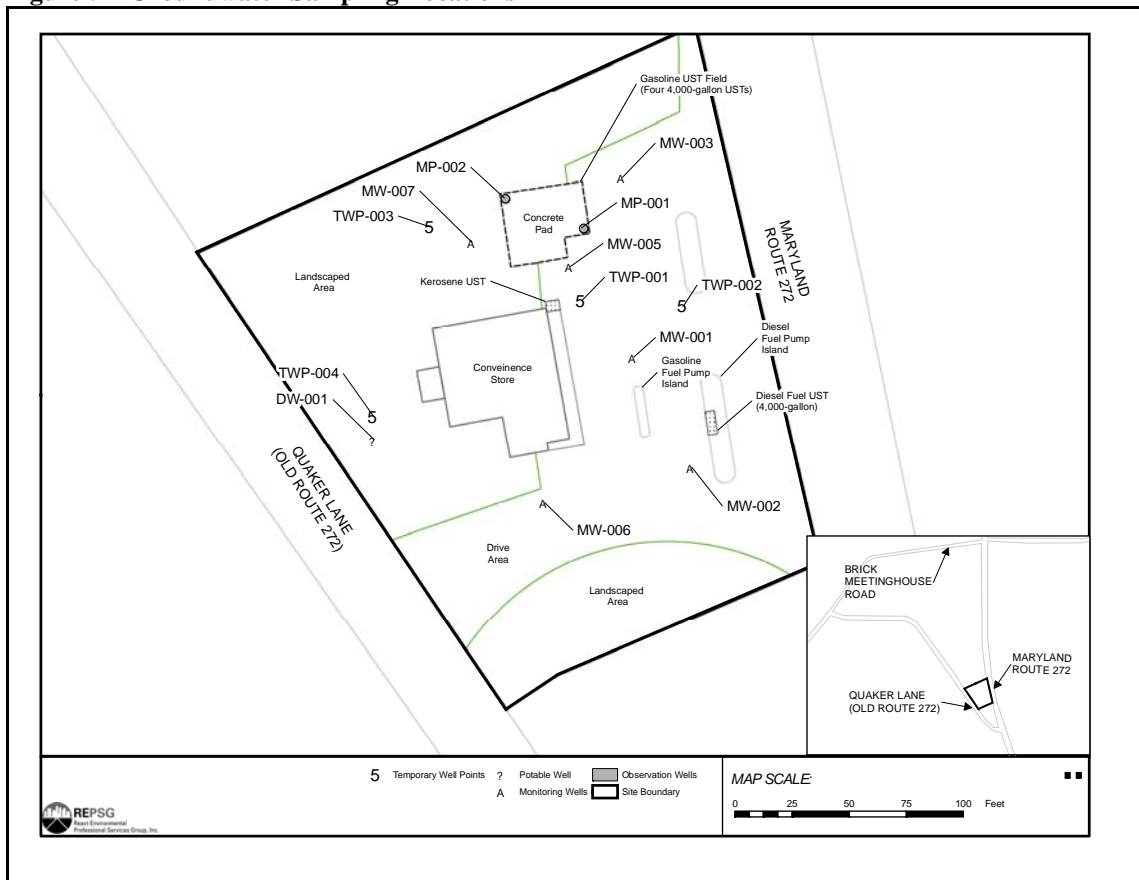
Table 4 – Depth to Water

Sample ID	Depth to Water (ft)
MW-001	19.02
MW-002	18.61
MW-003	17.23
MW-005	19.02
MW-006	19.31
MW-007	18.32
MP-001	10.75
MP-002	11.35
TWP-001	24.5
TWP-002	24.5
TWP-003	24.5
TWP-004	21

All groundwater samples collected were analyzed for VOCs plus TBA via EPA method 8260, TPH-DRO via EPA method 8015D, and TPH-GRO via EPA method 8015D⁶. Samples were submitted, packed on ice and under chain of custody, to Analytical Laboratory services, Inc. of Middletown, PA.

⁶ With the exception of TWP-002 which was not analyzed for TPH-GRO as a result of limited matrix availability.

Figure 5 – Groundwater Sampling Locations



Results of the groundwater investigation laboratory analyses were compared against the applicable MDE VCP groundwater standards⁷ (see **Attachment 2**).

Analysis results indicated the presence TPH-DRO and TPH-GRO and VOC compound concentrations above the applicable MDE VCP groundwater standards in all samples analyzed for the compounds. These compounds are presented in **Table 5**, below. Contaminant distribution maps for both dates of groundwater sampling (November 5, 2008 and November 17, 2008) showing all exceedences in groundwater at the Site are presented as **Figures 6 and 7**.

⁷ Maryland Department of the Environment (MDE) Voluntary Cleanup Program (VCP): Generic Numeric Cleanup Standards for Groundwater for Type I & II Aquifers, Tables 1 and 2 (March 2008).

Table 5 – Exceedences in Groundwater (November 5, 2008 and November 17, 2008)

			Sample ID		TWP-001		TWP-002		TWP-003		TWP-004	
			Sample Date		11/05/2008		11/05/2008		11/05/2008		11/05/2008	
Compound	Standard	Units										
1,2-Dibromoethane	0.05	ug/l	265		179			13.7		11.4		
1,2-Dichloroethane	5	ug/l	913		680			27.1		21.4		
Acetone	550	ug/l	1270		2110			50	U	10		U
Benzene	5	ug/l	15300		43000			835		708		
Diesel Range Organics (DRO)	47	ug/l	5600		2300			250		83		J
Ethylbenzene	700	ug/l	1060		482			16.9		12.8		
Gasoline Range Organics (GRO)	47	ug/l	39700		-			3440		673		
Methyl ethyl ketone	700	ug/l	1320		1300			50	U	8.8		J
Methyl tert-butyl ether	20	ug/l	949		11900			28.1		52		
Tetrachloroethylene	5	ug/l	5	U	5	U	5	U	5	U	1	U
Toluene	1000	ug/l	20600		50200			518		750		
Xylene (total)	10000	ug/l	5140		2680			915		57.4		
			Sample ID		MP-001		MP-002		MW-001		MW-002	
			Sample Date		11/17/2008		11/17/2008		11/17/2008		11/17/2008	
Compound	Standard	Units										
1,2-Dibromoethane	0.05	ug/l	5	U	1	U	5	U	1	U		
1,2-Dichloroethane	5	ug/l	5	U	1	U	27.1		1	U		
Acetone	550	ug/l	50	U	61.1		50	U	10	U		
Benzene	5	ug/l	19.3		3.1		13800		68.1			
Diesel Range Organics (DRO)	47	ug/l	97200		1700		12100		2900			
Ethylbenzene	700	ug/l	5	U	1	U	1340		1.9			
Gasoline Range Organics (GRO)	47	ug/l	1180		175	J	16800		96.1	J		
Methyl ethyl ketone	700	ug/l	50	U	65.4		50	U	10	U		
Methyl tert-butyl ether	20	ug/l	5	U	0.67	J	5.4		14.7			
Tetrachloroethylene	5	ug/l	5	U	1	U	5	U	1	U		
Toluene	1000	ug/l	38.7		9.8		764		5.8			
Xylene (total)	10000	ug/l	15.1		2.4	J	3210		7.9			
			Sample ID		MW-003		MW-005		MW-006		MW-007	
			Sample Date		11/17/2008		11/17/2008		11/17/2008		11/17/2008	
Compound	Standard	Units										
1,2-Dibromoethane	0.05	ug/l	5	U	5	U	1	U	5	U		
1,2-Dichloroethane	5	ug/l	5	U	5	U	1	U	5	U		
Acetone	550	ug/l	86.3		97.2		10	U	50	U		
Benzene	5	ug/l	24.5		410		17.1		961			
Diesel Range Organics (DRO)	47	ug/l	5300		7500		2900		2000			
Ethylbenzene	700	ug/l	1440		2610		8.2		999			
Gasoline Range Organics (GRO)	47	ug/l	31200		148000		341		59300			
Methyl ethyl ketone	700	ug/l	50	U	76.8		10	U	50	U		
Methyl tert-butyl ether	20	ug/l	5	U	5	U	6.7		5	U		
Tetrachloroethylene	5	ug/l	5	U	5	U	15.1		5	U		
Toluene	1000	ug/l	3170		34500		42.3		24000			
Xylene (total)	10000	ug/l	5740		13600		33.4		6030			
<p>QUALIFIERS: U = Constituent not detected above Method Detection Limit (MDL). J = Estimated Value. Exceedences of the regulatory standard are printed in bold.</p>												

Several compounds were detected at levels above the laboratory RDL, but below the applicable MDE VCP groundwater standards, including one or more of the following: 2-hexanone, acetone, benzene, chloroform, ethylbenzene, isopropyl ether, MEK, methyl MIBK, MTBE, methylene chloride, tert-amyl alcohol, tert-butyl alcohol, toluene, trichloroethylene (TCE), and total xylenes. Analytical results for which the reported compound concentrations exceed the RDL are presented in **Attachment 2**.

All other analyzed constituents were not reported at concentrations above the laboratory detection limits⁸. All other laboratory detection limits were sufficiently below the standard to be considered valid regulatory data (see **Attachment 2**).

A complete table showing all tested parameters compared to the MDE VCP groundwater standards is provided in **Attachment 2**. The analytical laboratory report is provided in **Attachment 5**.

⁸ With the exception of several compounds (denoted in the analytical summary table included in Attachment 2 with a “#” symbol) in multiple groundwater samples, which had elevated RDLs has a result of matrix interference.

Figure 6 – Groundwater Contaminant Distribution Map (November 5, 2008)

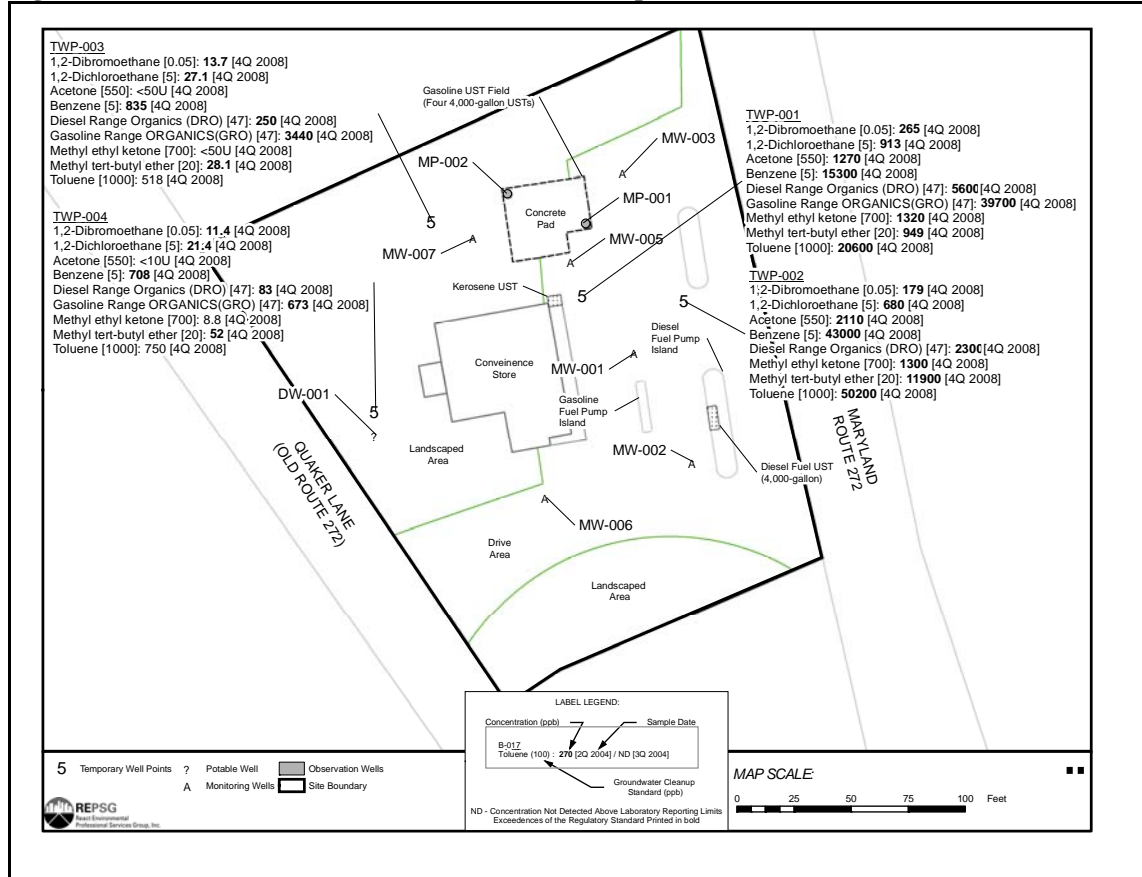
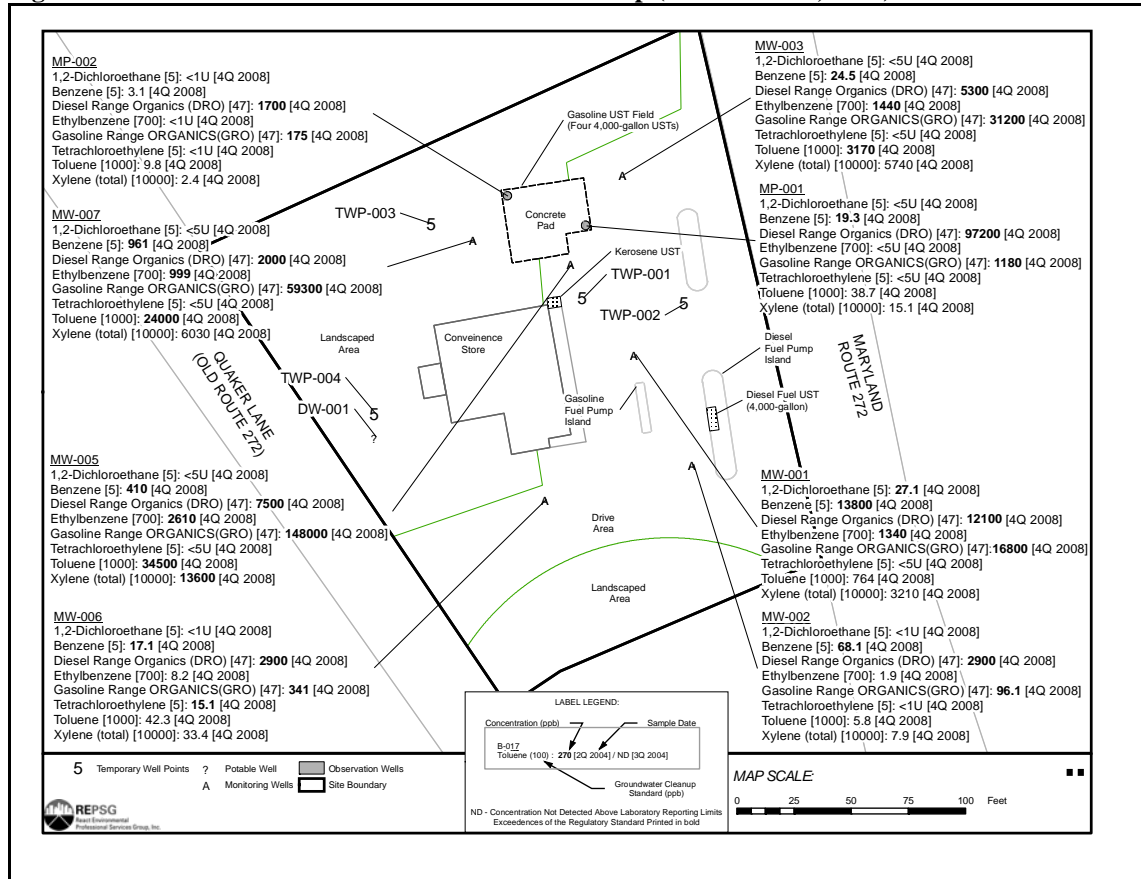


Figure 7 – Groundwater Contaminant Distribution Map (November 17, 2008)



5.3 Potable Well Investigation Methods and Results

The potable well water samples collected for laboratory analysis (DW-001 through DW-007) were collected pre-filtration and packaged directly into 40-milliliter HCL preserved VOA vials, as required by EPA Method 524.2. REPSG’s standard operating procedure for potable well sampling is presented in **Attachment 3**. None of the locations sampled had a filtration system in place. The location of DW-001 at the Site is depicted on **Figure 5**, in **Section 4.2**. The residential potable well samples collected correspond to the addresses provided by the MDE in their July 9, 2008 NOV letter (see **Table 3** in **Section 4.3**).

All drinking water samples collected were analyzed for the full suite⁹ of drinking water VOCs plus TBA and MTBE via EPA method 524.2. Samples were submitted, packed on ice and under chain of custody, to Analytical Laboratory services, Inc. of Middletown, PA.

As there are no specified potable well standards in Maryland, results of the potable well investigation laboratory analyses were compared against the applicable U.S Environmental Protection Agency (EPA) drinking water (DW) standards¹⁰ as per REPSG verbal correspondence with the MDE¹¹.

Analysis results indicated the presence of the following compound concentrations above the applicable EPA DW standards: 1,1-dichloroethane in sample DW-004 (CE951470); and MTBE in samples DW-004 and DW-005 (CE951499). Well DW-004 is located 0.337 miles from the site in the southwest direction Well DW-005 is located 378 feet in the southwest direction from the site. The anticipated direction of groundwater flow is southwest. An additional well was tested (DW-003, CE950678) in the west southwest direction and was found to meet applicable EPA DW Standards.

Several compounds were detected at levels above the laboratory reporting detection limits (RDL), but below the applicable EPA DW standards. Analytical results for which the reported compound concentrations exceed the RDL are presented in **Attachment 2**.

All other analyzed constituents were not reported at concentrations above the laboratory detection limits¹². All other laboratory detection limits were sufficiently below the standard to be considered valid regulatory data (see **Attachment 2**).

A complete table showing all tested parameters compared to the EPA DW standards is provided in **Attachment 2**. The analytical laboratory report is provided in **Attachment 5**.

In addition to the potable well sampling conducted by REPSG, the Department collected one (1) split drinking water sample at the residence located at 64 Quaker Lane and one (1) split drinking water sample from the commercial property located at 2825 Northeast Road on November 24, 2008. The results of these samples were not available to REPSG as of the time of this reporting.

⁹ A complete list of all compounds analyzed for is included in the analytical lab reports provided in **Attachment 5**.

¹⁰ EPA National Primary Drinking Water Standards (as published on the EPA website).

¹¹ Nancy Reilman, Safe Drinking Water Act expert; MDE Safe Drinking Water Act Implementation Division; 410-537-3702.

¹² With the exception of 1,1,2,2-tetrachloroethane and 1,2-dibromoethane in all potable well samples, which had elevated RDLs has a result of matrix interference.

6.0 SITE CONCEPTUAL ASSESSMENT & CONCLUSIONS

The source of on-Site contamination is most likely the historical releases of petroleum products from the gasoline UST field located in the north central portion of the Site.

A total of four (4) compounds (1,1,2-trichloroethane; 1,2-dibromoethane; 1,2-dichloroethane; and benzene) were identified in Site soils with concentrations above the applicable MDE VCP soil standards. Sample B-008 (12 fbg), situated south of the gasoline UST field, demonstrated the presence of all four of these compounds, and had the highest concentrations of 1,1,2-trichloroethane, 1,2-dibromoethane, and 1,2-dichloroethane exhibited at the Site. The highest concentration of benzene was detected in sample B-005 (23.5 fbg), situated to the east of sample B-008.

No concentrations of TPH-DRO and TPH-GRO were detected above the applicable MDE VCP soil standards. However, concentrations above 10 parts per million (ppm) of TPH-DRO and TPH-GRO were detected in B-008, and concentrations of TPH-GRO above 10 ppm were detected in sample B-005. MEAT Guidance dictates that TPH-DRO or TPH-GRO soil contamination at a Site below 230 ppm does not pose a risk or a threat of adverse effects if left in place; however TPH-DRO or TPH-DRO contaminant levels greater than 10 ppm, if removed from the Site, are considered "oil-contaminated" soil. Recommendations for the treatment of these soils in the event of future removal are discussed in **Section 7.0**.

The identified COCs in soil at the Site are: 1,1,2-trichloroethane; 1,2-dibromoethane; 1,2-dichloroethane; and benzene. The extent of these COCs at the Site has been delineated horizontally within the Site boundary to the north by sample B-003, to the south by samples B-006 and B-012, and to the east by B-009. Horizontal delineation within the Site boundary to the west has been established for 1,1,2-trichloroethane and 1,2-dibromoethane by sample B-011. However, horizontal delineation within the Site boundary to the west has not yet been established for 1,2-dichloroethane and benzene. Recommendations for the further horizontal delineation of Site soil contamination is discussed in **Section 7.0**. Vertical delineation of 1,1,2-trichloroethane in soils at the Site has occurred down to the six-inch interval above the soil-groundwater interface in sample B-005 (23.5 fbg). REPSG concludes that the absence of this compound in Site groundwater demonstrates a lack of migration of this compound from soil to groundwater. Vertical delineation of 1,2-dibromoethane, 1,2-dichloroethane, and benzene down to the soil-groundwater interface has not yet been achieved. The presence of these three compounds in Site groundwater confirms their migration from soil into groundwater at the Site. More information about migration of COCs at the Site is discussed in **Section 6.4**.

The identified COCs in groundwater at the Site are: TPH-DRO, TPH-GRO, benzene, toluene, ethylbenzene, MTBE, PCE, acetone, total xylenes, 1,2-dichloroethane, 1,2-dibromoethane, and MEK. Monitoring well MW-005, situated at the southeast corner of the gasoline UST field has been identified as the source well at the Site. MW-005 has demonstrated the greatest concentration of TPH-GRO, ethylbenzene, and total xylenes at the Site, while the greatest concentration of TPH-DRO at the Site was found in MP-001. Located just to south of MW-001, and installed in the location of soil boring B-008, TWP-001 exhibited the greatest concentrations of 1,2-dibromoethane, 1,2-dichloroethane and MEK at the Site. Located to the east of TWP-001, and installed in the location of soil boring B-008, TWP-002 exhibited the greatest concentrations of acetone, benzene, MTBE, and toluene at the Site. The southernmost well, MW-006, exhibited the greatest concentrations of PCE at the Site.

The direction of groundwater flow at the Site is assumed to be southwest¹³. Two of the off-Site potable wells (1,1-dichloroethane in sample DW-004; and MTBE in samples DW-004 and DW-005), located to the southwest have compounds in excess of EPA DW standards. Recommendations for the further horizontal delineation of Site groundwater contamination is discussed in **Section 7.0**. More information about migration of COCs at the Site is discussed in **Section 6.4**.

6.1 Specific Sensitive Receptors

As discussed in **Section 1.2**, a well search conducted for a half mile vicinity surrounding the Site was completed by REPSG in conjunction with the MDE. This well search indicated that within a one-half mile radius of the Site there are: 38 drinking water wells (used for either public or home use); three (3) industrial, commercial state, or federal use wells; and one (1) farm use well (for livestock watering and agricultural irrigation). Three (3) of the 28 drinking water wells and one (1) of the industrial wells are located within 500 feet of the Site. Two (2) of the drinking water wells and one (1) of the industrial wells are located within 1,000 feet of the Site. All other wells are located between 1,000 feet and a half mile radius of the Site. Documentation of available total well depth, screen depths, and additional pertinent information for these wells is included in **Attachment 2** of this SAR. A figure depicting the locations of these wells in relation to the Site is included in **Attachment 1**.

Due to their proximity to the Site, these wells present potential sensitive receptor pathways to Site groundwater contamination.

¹³ Groundwater Flow direction is assumed to be southwest as reported in prior investigations completed by Geomatrix, Inc.

6.2 Liquid Phase Hydrocarbons

No liquid phase product (LPH) was detected in any of the monitoring wells, measuring points, temporary well points, or potable well samples analyzed for this SAR.

6.3 Current and Future Use of Impacted Groundwater

On-Site and off-Site groundwater within a half mile radius is used for public consumption via potable wells. As shown in the potable well results section of this SAR (**Section 5.3**), petroleum impacts to the groundwater at the Site are not currently present at the on-Site potable well (DW-001), but have been measured at two (2) off-Site locations (as demonstrated by samples DW-004 and DW-005).

6.4 Migration of Contamination

6.4.1 Contaminant Fate

The contaminant fate characteristics of each COC in soil and groundwater are as follows:

- 1,1,2-Trichloroethane is a colorless, sweet-smelling liquid, used as a solvent that does not burn easily, can be dissolved in water, and evaporates easily.
- Benzene is a colorless, aromatic, highly flammable liquid widely used in the United States in the production of other chemicals and materials and is a natural component of gasoline and crude oil. It can move from water and soil into air, however, due to reactions with other airborne chemicals, it breaks down within a few days. Benzene has low-moderate solubility in water, and high to very high mobility in soil.
- Toluene is a clear, colorless, aromatic liquid often produced during the process of making gasoline and other fuels from crude oil. It has low solubility in water, and high to very high mobility in soil.
- Ethylbenzene is a colorless, flammable liquid, with an odor similar to gasoline, found in petroleum and coal tar. It has low solubility in water and moderate mobility in soil.
- MTBE is a flammable liquid with a distinctive odor; it is often used as an additive in unleaded gasoline. It evaporates quickly from surface water, and so is commonly found as a vapor in the air.
- PCE is a sweet-smelling, non-flammable manufactured liquid used for dry cleaning and metal degreasing that evaporates quickly from water into the air.

- Acetone is a naturally occurring flammable, colorless liquid with a distinct smell and taste, which evaporates easily. It has high solubility in water, and also moves quickly from soil and water into the air.
- Xylenes are a colorless, sweet-smelling and flammable liquid, which are commonly used in paint, paint thinners, and in gasoline. They quickly evaporate from soil and surface water into the air, and will dissolve in water through soil, and enter into groundwater.
- 1,2-Dichloroethane is a manufactured, clear sweet-smelling and pleasant tasting liquid used in the production of vinyl chloride and as a leaded gasoline additive. 1,2-Dichloroethane breaks down slowly in water, and easily evaporates into the air.
- 1,2-Dibromoethane is a naturally occurring and colorless liquid with a mild and sweet odor often used in pesticides and as a leaded gasoline additive. 1,2-Dibromoethane easily evaporates from surface water and soil into the air, and will dissolve in water through soil, and enter into groundwater.
- MEK is a naturally occurring and manufactured colorless liquid with a sharp, sweet odor used in glues and as a cleaning agent. MEK does not adhere to soil or water, and evaporates somewhat easily into the air, where it is broken down quickly by sunlight.¹⁴

6.4.2 Migration of Contaminants in Soil to Groundwater

The COCs characteristically have high potential to migrate in soil or leach from soil into groundwater. Site-specific clayey silts soils are only moderately favorable for migration. However, the presence of the four soil COCs in multiple monitoring wells at the Site, verifies that migration of contaminants from soil to groundwater has occurred. Due to the localized nature of 1,1,2-Trichloroethane in soils (at B-008), and the absence of 1,1,2-Trichloroethane in groundwater, migration of this compound from soil to groundwater is not likely. Additionally, several COCs identified in Site groundwater (toluene, ethylbenzene, MTBE, PCE, acetone, total xylenes, and MEK) were not identified in Site soils. Toluene, ethylbenzene, MTBE, total xylenes and MEK are commonly associated with gasoline. PCE and acetone are not common gasoline constituents and do not appear to have migrated into groundwater from on-Site conditions.

¹⁴ Information on contaminant fate provided by the Agency for Toxic Substances and Disease Registry Division of Toxicology and Environmental Medicine's website: <http://www.atsdr.cdc.gov/>

6.4.3 Migration of Contaminants in Groundwater

Exceedences of the MDE VCP groundwater standards were detected in: all six active monitoring wells; both measuring points; and all four temporary well points that were installed. REPSG's on-site groundwater and potable well characterization data, in combination with AECs recent groundwater characterization data, indicate that COC concentration levels are at steady-state. Recommendations for dealing with current and potential future impacts to Site groundwater are provided in **Section 7.0**.

6.5 Human Exposure

The Site is completely developed and is currently comprised of a convenience store and retail gasoline service station. Current land use is commercial and the Site is currently completely capped with either pavement or landscaping; there are no proposed changes to land use. The Site Assessment has determined that with the cap in place, the exposure routes from Site soils to potential receptors are incomplete. Human receptors to on-Site soil contamination will occur only if construction or utility work is performed on-Site. A Site-Specific Health and Safety Plan and best management practices should be implemented during activities conducted in these areas to prevent exposure to Site contaminants by dermal sorption, ingestion or inhalation.

The direction of groundwater flow at the Site is assumed to be southwest. The source area of the groundwater impacts at the Site appears to be the gasoline UST field located in the north central portion of the Site. No on-Site sources of acetone or PCE in groundwater were identified. As discussed in **Section 6.0**, the presence of two compounds in excess of the applicable EPA DW standards at two of the off-Site potable wells (1,1-dichloroethane in sample DW-004; and MTBE in samples DW-004 and DW-005) demonstrates petroleum impacts to groundwater extending approximately 1,695 feet southwest of the Site. Additional information regarding these wells is presented in **Section 1.2** of this report.

Depth to groundwater at the Site is approximately 10.75 to 19.82 fbg. Human receptors to on-Site groundwater contamination will occur if construction or utility work is performed on-Site at depths greater than 10.75 fbg. A Site-Specific Health and Safety Plan and best management practices should be implemented during activities conducted in these areas to prevent exposure to Site contaminants by dermal sorption, ingestion or inhalation. Additionally, an on-Site receptor to groundwater (DW-001) is present. During the course of this investigation, results from the on-Site potable well did not report any concentrations above the applicable EPA DW standards, however previously conducted investigations have shown impacts to this well. The nearest current groundwater impact at the Site to this receptor is located at temporary well point TWP-004, located 10 feet to the north. There are also several off-Site receptors to Site groundwater (as discussed in the previous paragraph). Currently, samples DW-004 and DW-005 only, are demonstrating concentrations in excess of EPA DW standards. Recommendations for dealing with current and potential future impacts to these receptors are provided in **Section 7.0**.

6.6 Environmental Ecological Exposure

No wetlands or surface water bodies are present on-Site. No wetlands or surface water bodies are located within the maximum contaminant plume extent.

6.7 Impact to Utilities and Other Buried Services

The majority of the electrical services to the service station at the Site are situated aboveground, with the exception of one electrical line that runs from the building and up a service pole at the rear of the structure. One call was contacted for additional utility information, and it was determined that telephone lines for the Site are situated aboveground. A private septic tank system is located off the southwest side of the convenience store structure at the Site for sewage disposal. No identification of water lines at the Site was able to be determined. Piping associated with the USTs at the Site was situated underground towards the front of the store.

6.8 Other Sensitive Receptors

No sensitive receptors such as surface water, historic structures, or subways are located within the vicinity of the area. The nearest body of surface water is located 1,695 feet southwest of the Site.

7.0 RECOMMENDATIONS

According to the MEAT guidance, the “MDE has determined that soil contamination at a release site with Total Petroleum Hydrocarbons (TPH) levels below 230 parts per million (ppm), as determined by EPA method 8015B DRO/GRO, does not pose a risk or a threat of adverse effects if left in place.” The MEAT guidance further dictates that any soil with TPH-DRO or TPH-GRO contaminant levels greater than 10 ppm, if removed from the Site, is to be considered “oil-contaminated” soil. As none of the soil samples analyzed exhibited concentrations of TPH-DRO or TPH-GRO above 230 ppm, REPSG concludes that TPH-DRO and TPH-GRO are not compounds of concern (COCs) in soils at the Site as long as they remain in place. However, because levels of TPH-DRO and TPH-GRO above 10 ppm are present in soils at the Site, should future Site activities require the removal and disposal of these soils, REPSG recommends that the disposal be overseen by the MDE, and that all removed soils be disposed of by an MDE approved disposal facility.

As horizontal delineation to the west has not yet been established for 1,2-dichloroethane and benzene, REPSG recommends that an additional subsurface soil investigation be conducted. This investigation should encompass soils further west of current sample B-011, and should include a minimum analysis of 1,1,2-trichloroethane; 1,2-dibromoethane; 1,2-dichloroethane; and benzene.

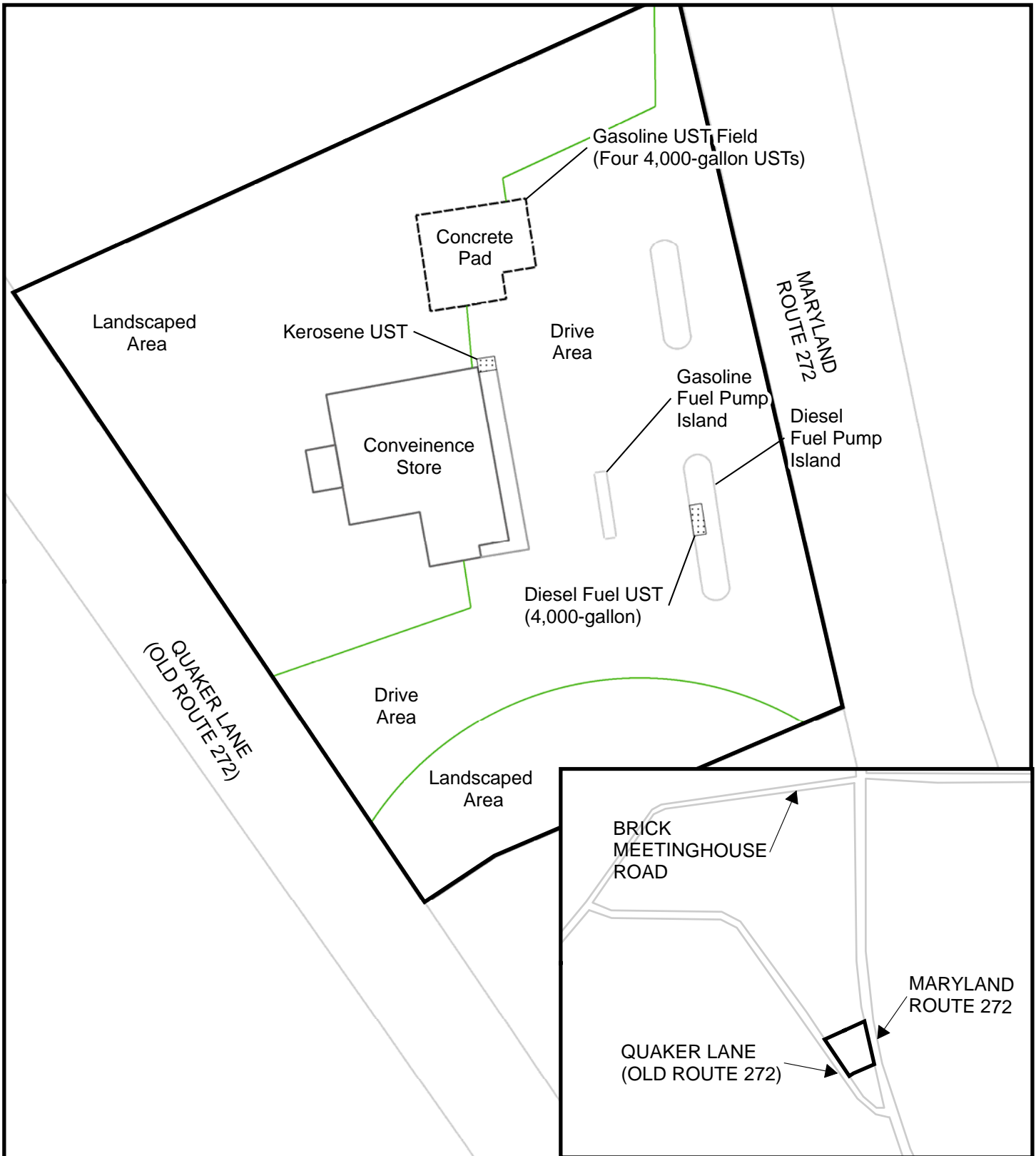
According to the MEAT Guidance document, appropriate remediation options for petroleum impacts to groundwater including monitored natural attenuation (MNA) and/or a pump and treat system. REPSG recommends installing an additional downgradient well at the Site in order to fully delineate the plume, following with a comprehensive groundwater monitoring program which should be conducted in accordance with MDE regulations. This monitoring program should include, at a minimum, quarterly groundwater gauging and sampling events. Analysis parameters should include TPH-DRO, TPH-GRO, benzene, toluene, ethylbenzene, MTBE, total xylenes, 1,2-dichloroethane, 1,2-dibromoethane, and MEK. REPSG further recommends that a Site survey of the groundwater monitoring wells be conducted in order to confirm groundwater directional flow. REPSG requests removal of PCE, and acetone from the sampling protocol.

The MEAT Guidance document further indicates that any avenues of human exposure to contaminated groundwater through the previously discussed impacted potable wells, be treated with wither a well water filtration system. REPSG recommends that an MDE approved water filtration system be installed on the two potable wells located exhibiting petroleum impacts (DW-004 and DW-005) if they do not already have such a system in place. REPSG has initiated contact with the owners of the two off-Site potable wells exhibiting petroleum impacts in order to determine if any filtration systems are currently in place at the residences. No information regarding any filtration systems at the residences has been provided to REPSG as of the time of this reporting. In the event that filtration systems are not currently in place at the residences, it is REPSG's recommendation that the owners of these two residences be provided with bottled water until such time as filtration systems can be installed. Upon installation of these filtration systems, REPSG recommends that a post-filtration sample be collected from both residences, and analyzed for the full suite drinking water VOCs in order to determine if any additional upgrades to the filtration system are needed. REPSG further recommends that the on-Site potable well (DW-001) and that the two off-Site potables exhibiting petroleum impacts (DW-004 and DW-005) be placed on a regular monitoring schedule in accordance with MDE regulations. This monitoring program should include, at a minimum, quarterly groundwater gauging and sampling events. Analysis parameters should include TPH-DRO, TPH-GRO, benzene, toluene, ethylbenzene, MTBE,, total xylenes, 1,2-dichloroethane, 1,2-dibromoethane, and MEK.

Calvert Citgo
December 18, 2008

Site Assessment Report
2815 North East Road., Town of North East
Cecil County, MD
MDE Case No. 92-2616-CE
REPSG Project Reference No. 005977.130.01

ATTACHMENT 1: FIGURES



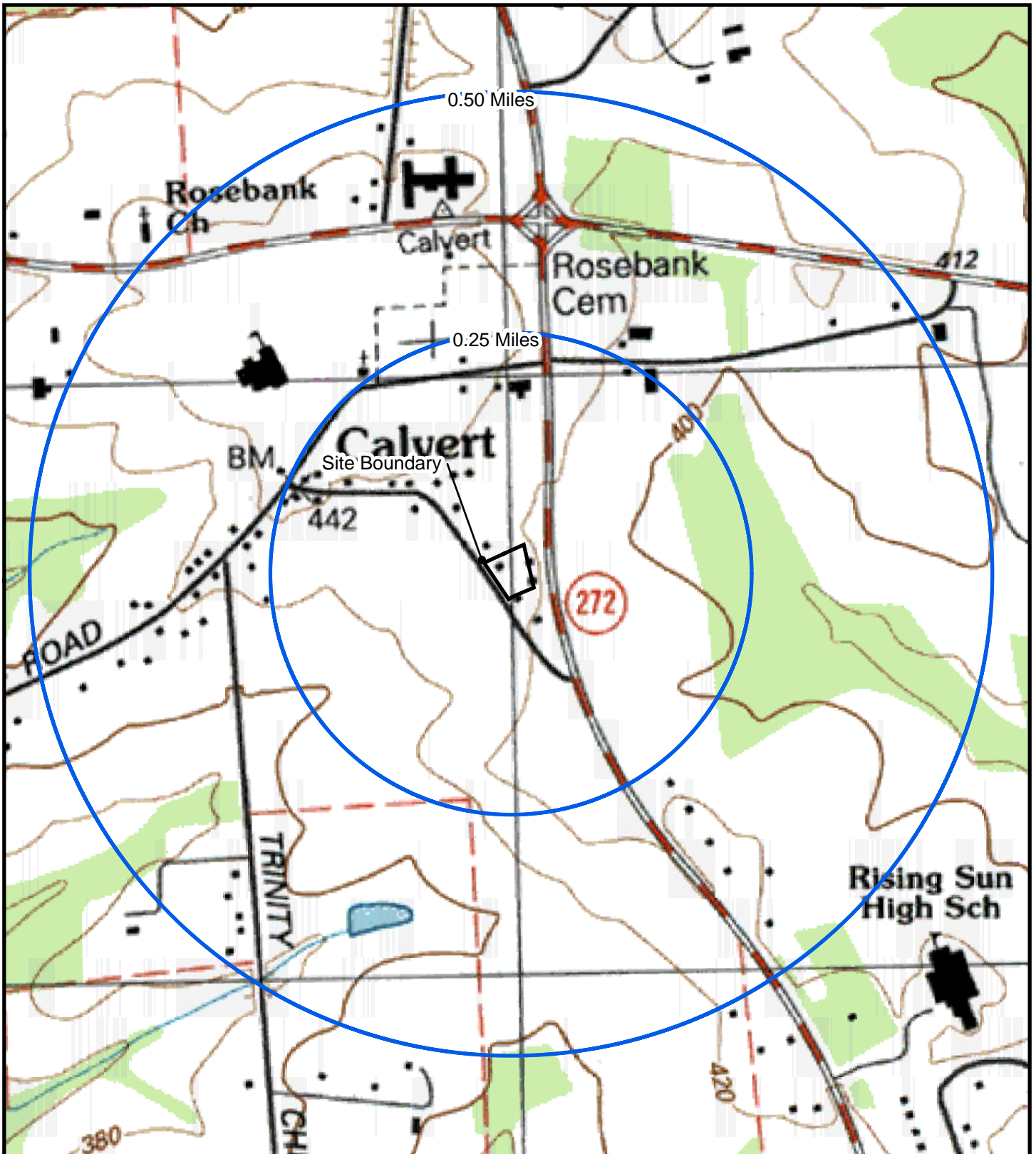
Site Diagram

 Site Boundary

REPSG
 React Environmental
 Professional Services Group, Inc.
 MAP SCALE: 1 inch = 45 feet
 0 10 20 40 60 80 Feet

PROJECT NAME: CALVERT CITGO
PROJECT ADDRESS: 2815 NORTH EAST ROAD, NORTH EAST, MD
PROJECT NUMBER: 005977
DATE: DECEMBER 2008





Site Location

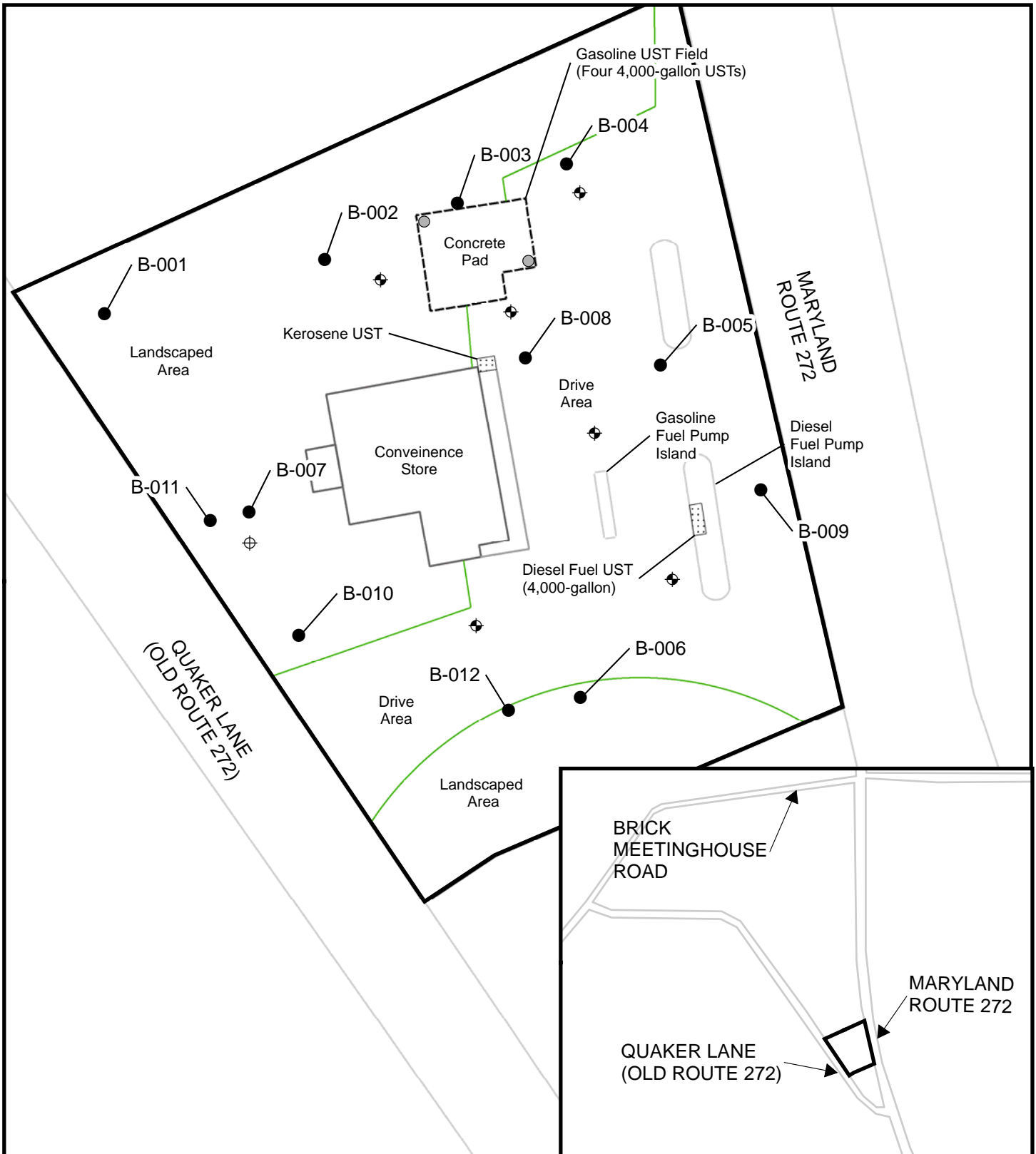


REPSG
 React Environmental
 Professional Services Group, Inc.

MAP SCALE: 1 inch = 750 feet
 0 165 330 660 990 1,320
 Feet

PROJECT NAME: CALVERT CITGO
PROJECT ADDRESS: 2815 NORTH EAST ROAD, NORTH EAST, MD
PROJECT NUMBER: 005977
DATE: DECEMBER 2008





Soil Sample Locations

- Soil Boring Locations
- ⊕ Potable Well
- ⊕ Monitoring Wells
- Observation Wells
- Site Boundary

REPSG
 React Environmental
 Professional Services Group, Inc.
 MAP SCALE: 1 inch = 45 feet
 0 10 20 40 60 80 Feet

PROJECT NAME: CALVERT CITGO
PROJECT ADDRESS: 2815 NORTH EAST ROAD, NORTH EAST, MD
PROJECT NUMBER: 005977
DATE: DECEMBER 2008



B-001 [19.5-20]

1,1,2-Trichloroethane [0.005]: <0.0093U [19.5-20]
1,2-Dibromoethane [0.005]: <0.0035U [19.5-20]
1,2-Dichloroethane [0.005]: **0.0198** [19.5-20]
Benzene [0.005]: <0.0023U [19.5-20]

B-008 [12-12.5]

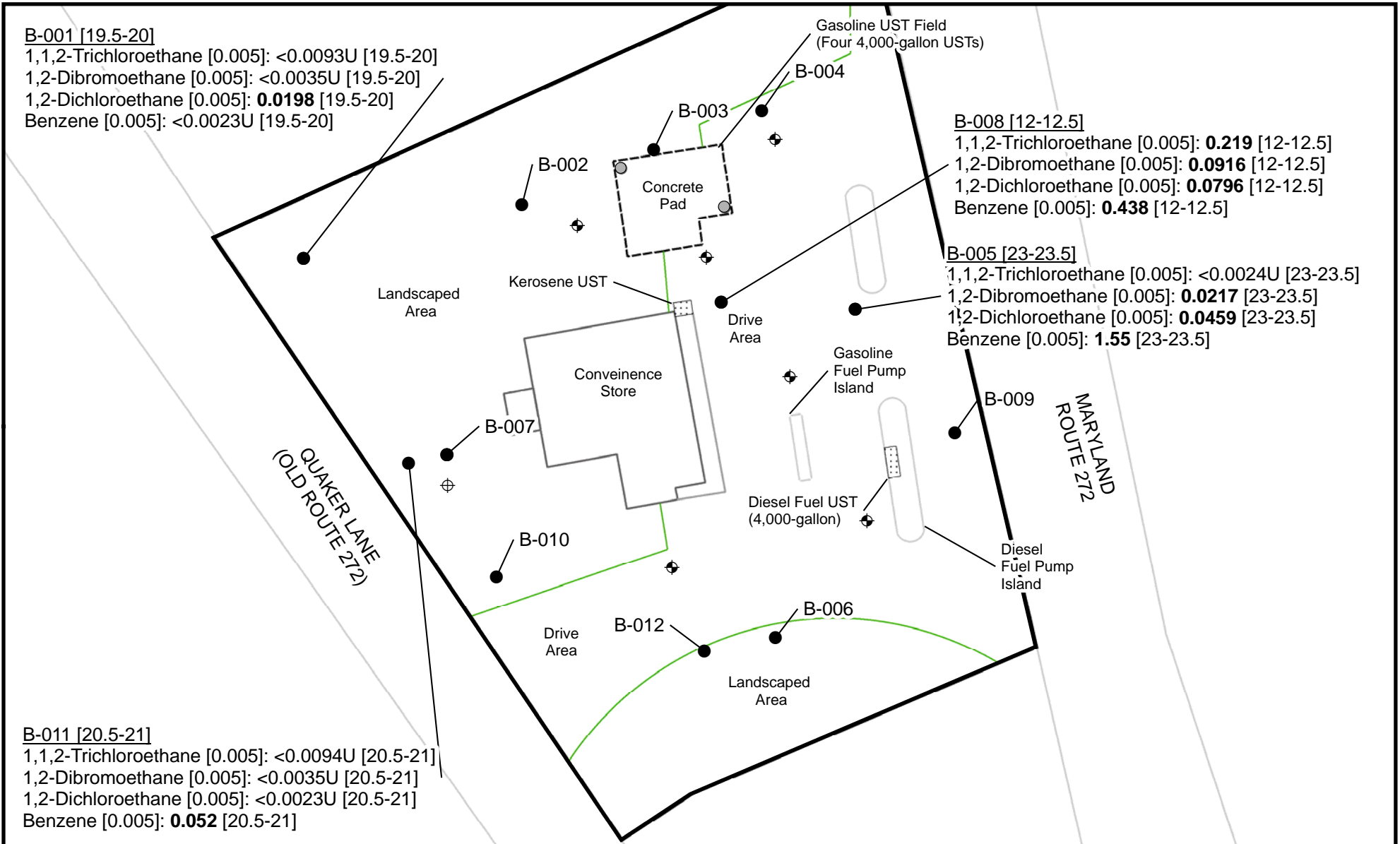
1,1,2-Trichloroethane [0.005]: **0.219** [12-12.5]
1,2-Dibromoethane [0.005]: **0.0916** [12-12.5]
1,2-Dichloroethane [0.005]: **0.0796** [12-12.5]
Benzene [0.005]: **0.438** [12-12.5]

B-005 [23-23.5]

1,1,2-Trichloroethane [0.005]: <0.0024U [23-23.5]
1,2-Dibromoethane [0.005]: **0.0217** [23-23.5]
1,2-Dichloroethane [0.005]: **0.0459** [23-23.5]
Benzene [0.005]: **1.55** [23-23.5]

B-011 [20.5-21]

1,1,2-Trichloroethane [0.005]: <0.0094U [20.5-21]
1,2-Dibromoethane [0.005]: <0.0035U [20.5-21]
1,2-Dichloroethane [0.005]: <0.0023U [20.5-21]
Benzene [0.005]: **0.052** [20.5-21]



SOIL CONTAMINANT DISTRIBUTION MAP

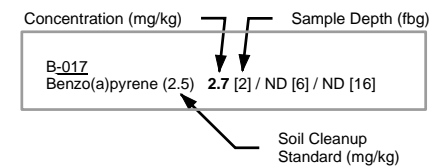
- Soil Boring Locations
- ⊕ Potable Well
- ⊕ Monitoring Wells
- ⊕ Observation Wells
- ▭ Site Boundary

REPSG
React Environmental
Professional Services Group, Inc.

MAP SCALE: 1 inch = 45 feet

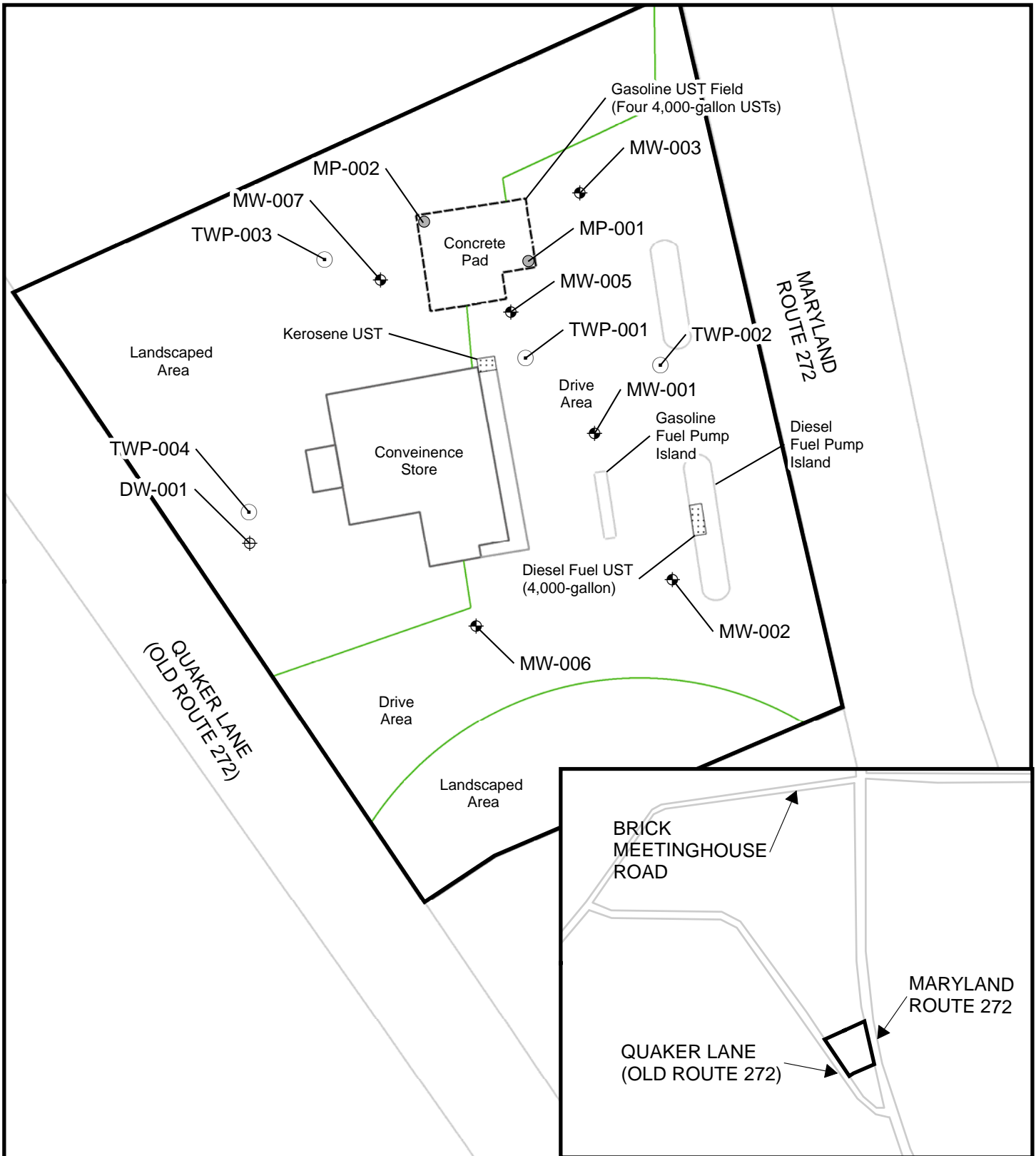
PROJECT NAME: CALVERT CITGO
PROJECT ADDRESS: 2815 NORTH EAST ROAD, NORTH EAST, MD
PROJECT NUMBER: 005977
DATE: DECEMBER 2008

LABEL LEGEND:



ND - Concentration Not Detected Above Laboratory Reporting Limits Exceedences of the Regulatory Standard Printed in bold





Groundwater Sample Locations

- Temporary Well Points
- ⊕ Potable Well
- Observation Wells
- ⊕ Monitoring Wells
- Site Boundary

REPSG
 React Environmental
 Professional Services Group, Inc.
 MAP SCALE: 1 inch = 45 feet
 0 10 20 40 60 80 Feet

PROJECT NAME: CALVERT CITGO
PROJECT ADDRESS: 2815 NORTH EAST ROAD, NORTH EAST, MD
PROJECT NUMBER: 005977
DATE: DECEMBER 2008



TWP-003

1,2-Dibromoethane [0.05]: **13.7** [4Q 2008]
 1,2-Dichloroethane [5]: **27.1** [4Q 2008]
 Acetone [550]: <50U [4Q 2008]
 Benzene [5]: **835** [4Q 2008]
 Diesel Range Organics (DRO) [47]: **250** [4Q 2008]
 Gasoline Range ORGANICS(GRO) [47]: **3440** [4Q 2008]
 Methyl ethyl ketone [700]: <50U [4Q 2008]
 Methyl tert-butyl ether [20]: **28.1** [4Q 2008]
 Toluene [1000]: 518 [4Q 2008]

TWP-004

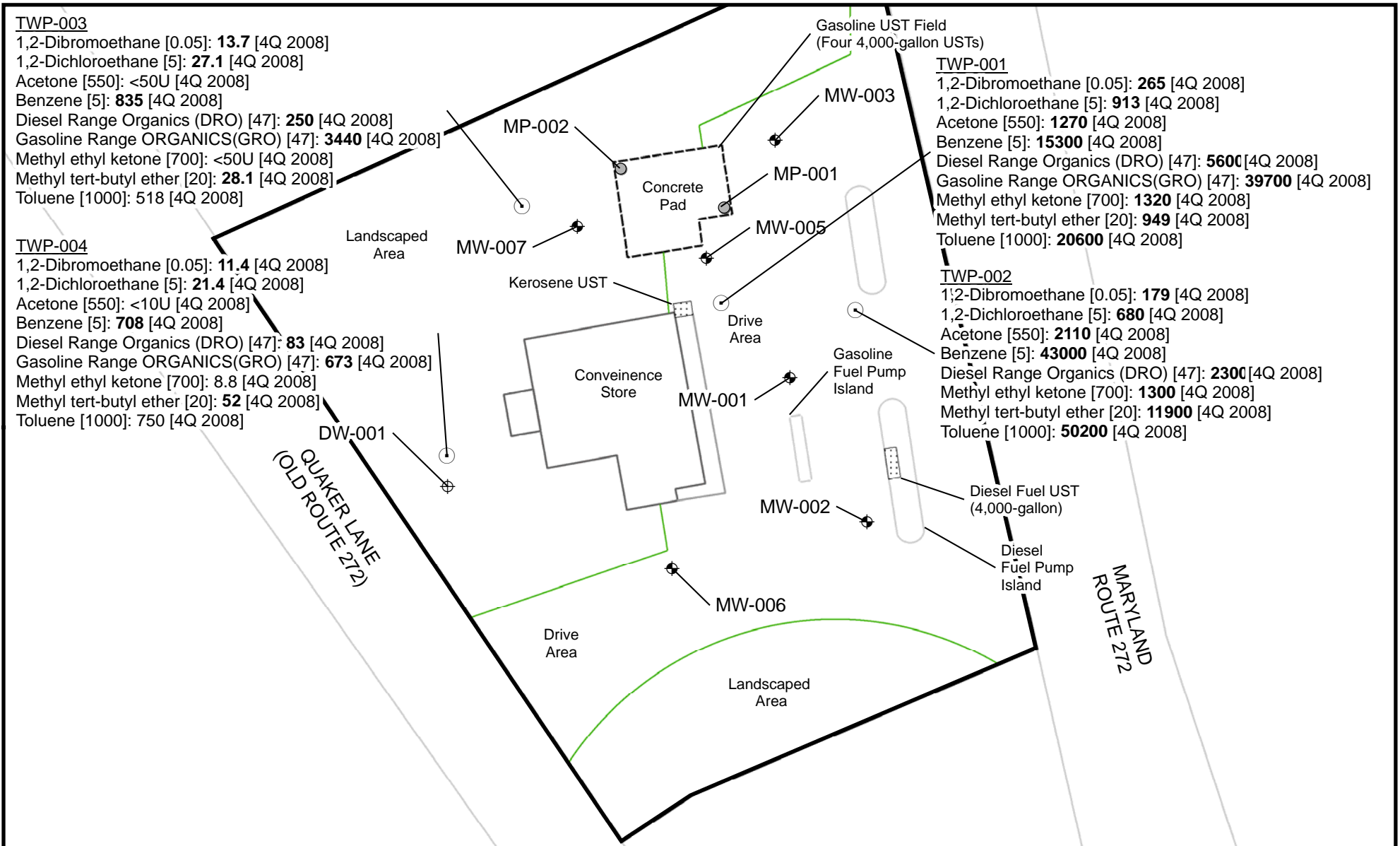
1,2-Dibromoethane [0.05]: **11.4** [4Q 2008]
 1,2-Dichloroethane [5]: **21.4** [4Q 2008]
 Acetone [550]: <10U [4Q 2008]
 Benzene [5]: **708** [4Q 2008]
 Diesel Range Organics (DRO) [47]: **83** [4Q 2008]
 Gasoline Range ORGANICS(GRO) [47]: **673** [4Q 2008]
 Methyl ethyl ketone [700]: 8.8 [4Q 2008]
 Methyl tert-butyl ether [20]: **52** [4Q 2008]
 Toluene [1000]: 750 [4Q 2008]

TWP-001

1,2-Dibromoethane [0.05]: **265** [4Q 2008]
 1,2-Dichloroethane [5]: **913** [4Q 2008]
 Acetone [550]: **1270** [4Q 2008]
 Benzene [5]: **15300** [4Q 2008]
 Diesel Range Organics (DRO) [47]: **5600** [4Q 2008]
 Gasoline Range ORGANICS(GRO) [47]: **39700** [4Q 2008]
 Methyl ethyl ketone [700]: **1320** [4Q 2008]
 Methyl tert-butyl ether [20]: **949** [4Q 2008]
 Toluene [1000]: **20600** [4Q 2008]

TWP-002

1,2-Dibromoethane [0.05]: **179** [4Q 2008]
 1,2-Dichloroethane [5]: **680** [4Q 2008]
 Acetone [550]: **2110** [4Q 2008]
 Benzene [5]: **43000** [4Q 2008]
 Diesel Range Organics (DRO) [47]: **2300** [4Q 2008]
 Methyl ethyl ketone [700]: **1300** [4Q 2008]
 Methyl tert-butyl ether [20]: **11900** [4Q 2008]
 Toluene [1000]: **50200** [4Q 2008]



GROUNDWATER CONTAMINANT DISTRIBUTION MAP (November 5, 2008)

REPSG
 React Environmental
 Professional Services Group, Inc.
 MAP SCALE: 1 inch = 45 feet
 0 10 20 40 60 80 Feet

PROJECT NAME: CALVERT CITGO
PROJECT ADDRESS: 2815 NORTH EAST ROAD, NORTH EAST, MD
PROJECT NUMBER: 005977
DATE: DECEMBER 2008

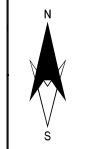
LABEL LEGEND:

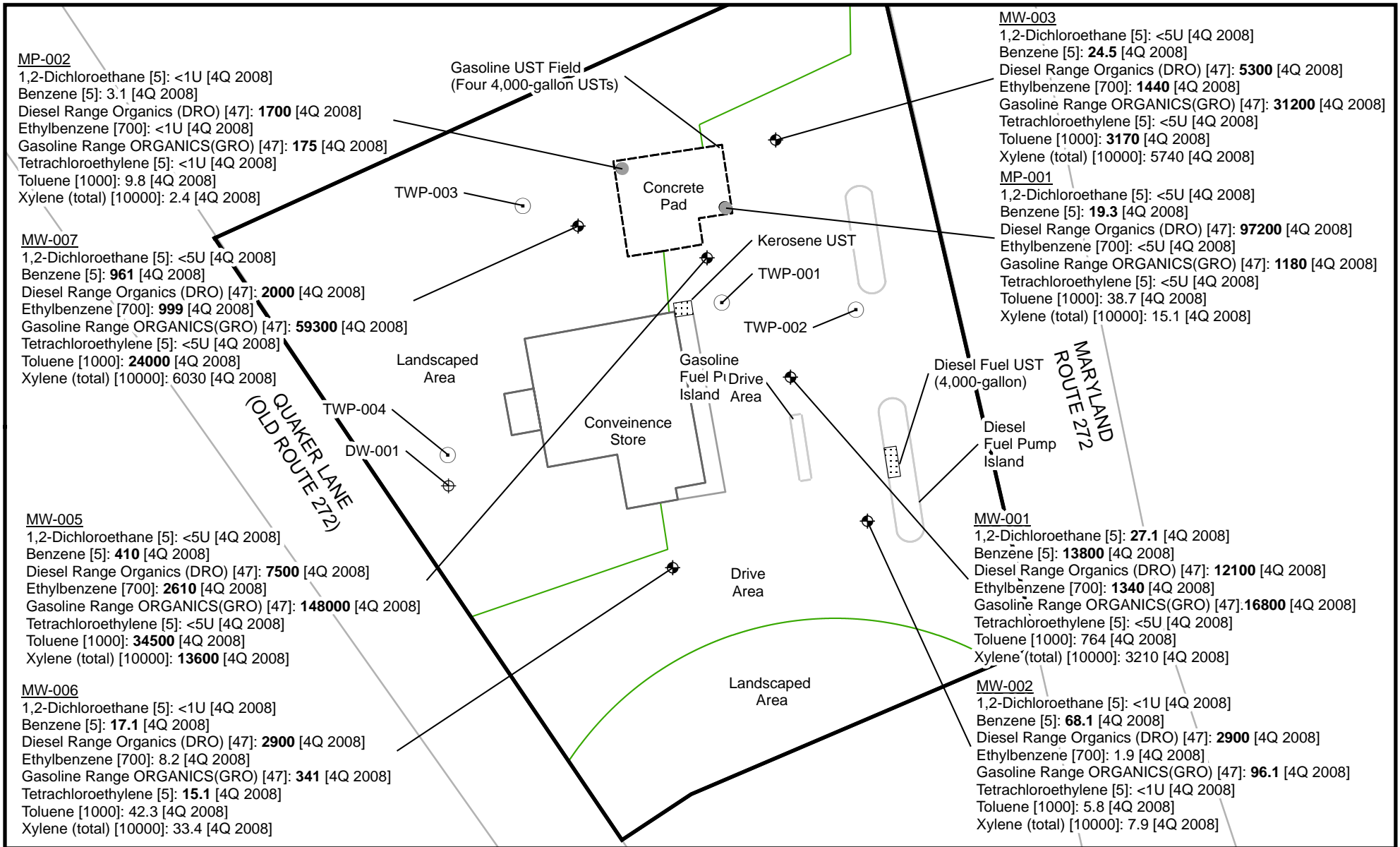
Concentration (ppb) Sample Date

B-017
 Toluene (100) : **270** [2Q 2004] / ND [3Q 2004]

Groundwater Cleanup Standard (ppb)

ND - Concentration Not Detected Above Laboratory Reporting Limits Exceedences of the Regulatory Standard Printed in bold





GROUNDWATER CONTAMINANT DISTRIBUTION MAP (November 17, 2008)

REPSG
 React Environmental
 Professional Services Group, Inc.

MAP SCALE: 1 inch = 45 feet

PROJECT NAME: CALVERT CITGO
PROJECT ADDRESS: 2815 NORTH EAST ROAD, NORTH EAST, MD
PROJECT NUMBER: 005977
DATE: DECEMBER 2008

LABEL LEGEND:

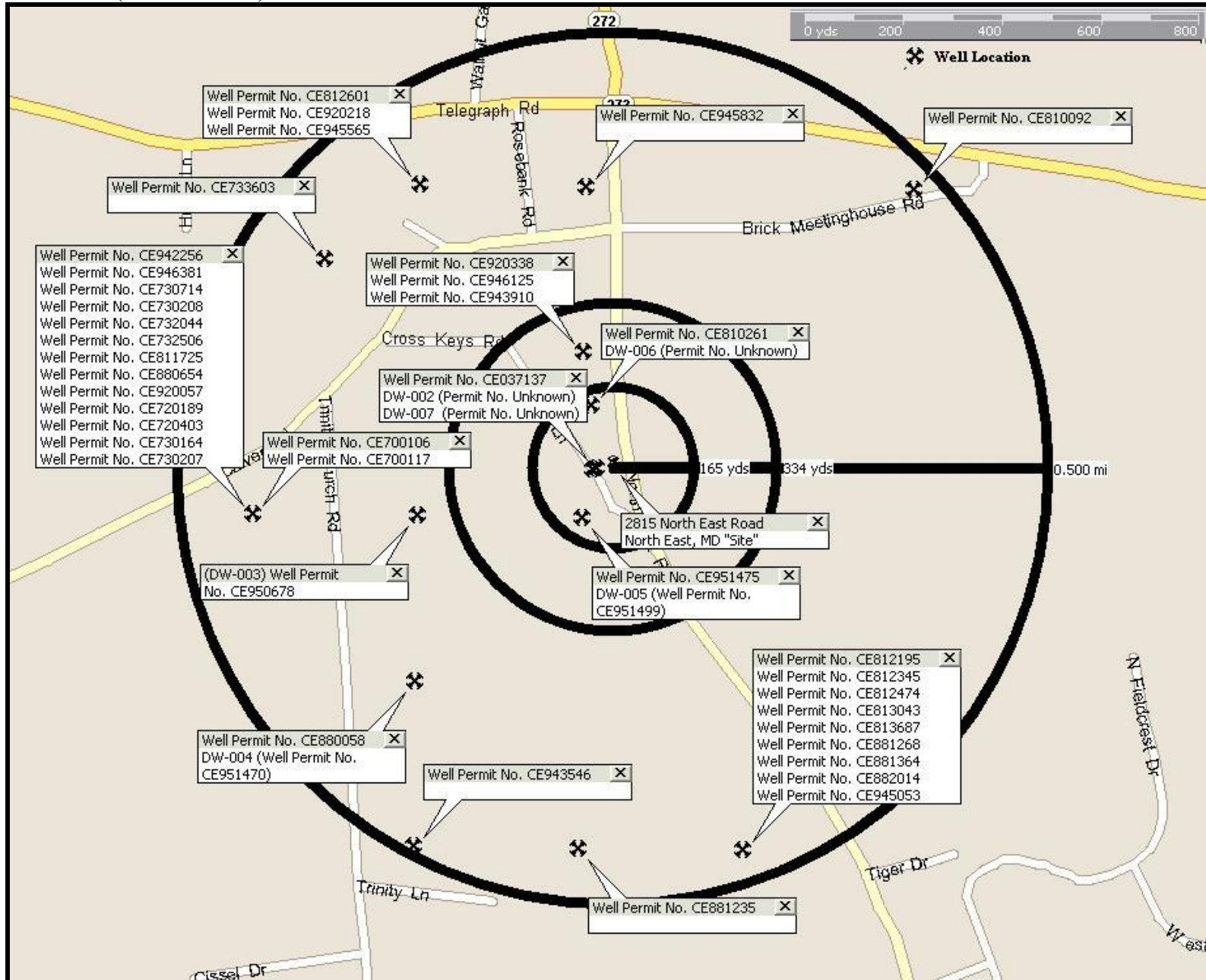
Concentration (ppb) / Sample Date

B-017
 Toluene (100) : **270** [2Q 2004] / ND [3Q 2004]

Groundwater Cleanup Standard (ppb)

ND - Concentration Not Detected Above Laboratory Reporting Limits Exceedences of the Regulatory Standard Printed in bold

Well Search (0.5 Mile Radius)



Calvert Citgo
December 18, 2008

Site Assessment Report
2815 North East Road., Town of North East
Cecil County, MD
MDE Case No. 92-2616-CE
REPSG Project Reference No. 005977.130.01

ATTACHMENT 2: TABLES

Analytical Chemistry Report

Calvert Citgo 2815 Northeast Rd North East, Maryland

REPSG Project No.: 005977

Matrix: Soil

Sample Date: 11/05/2008

Regulatory Standard*:

Maryland Department of the Environment (MDE) Voluntary Cleanup Program (VCP): Generic Numeric Cleanup Standards for Soil, Protection of Groundwater, Tables 1 & 2.

Constituent	Unit	*Standard	Location: Date: Depth (ft):	B-002 11/05/2008 24-24.5	B-004 11/05/2008 16-16.5	B-005 11/05/2008 23-23.5	B-007 11/05/2008 24-24.5	B-008 11/05/2008 12-12.5	B-009 11/05/2008 24-24.5
Not Otherwise Specified -----									
DBCP	mg/kg	0.005		<0.001U	<0.001U	<0.001U	<0.001U	<0.158U#	<0.001U
TERT-AMYL METHYL ETHER	mg/kg	**		<0.0004U	<0.0005U	<0.0005U	<0.0005U	-	<0.0004U
Petroleum Screening Parameters -----									
Diesel Range Organics (DRO)	mg/kg	**		<0.46U	<0.5U	<0.51U	<0.51U	58.6	<0.46U
Gasoline Range ORGANICS(GRO)	mg/kg	**		<3.07U	<3.4U	30.9	<3.62U	145	<3.36U
Volatile Organic Compounds (VOCs) -----									
1,1,1-trichloroethane	mg/kg	60		<0.0004U	<0.0005U	<0.0005U	<0.0005U	<0.0131U	<0.0004U
1,1,2,2-Tetrachloroethane	mg/kg	0.005		<0.0005U	<0.0006U	<0.0006U	<0.0006U	<0.0131U#	<0.0006U
1,1,2-Trichloroethane	mg/kg	0.005		<0.0009U	<0.0009U	<0.001U	<0.001U	0.219	<0.0009U
1,1-Dichloroethane	mg/kg	4.5		<0.0003U	<0.0003U	<0.0004U	<0.0004U	<0.0066U	<0.0003U
1,1-Dichloroethylene	mg/kg	0.005		<0.0005U	<0.0006U	<0.0006U	<0.0006U	<0.0131U#	<0.0006U
1,2-Dibromoethane	mg/kg	0.005		<0.0003U	<0.0003U	0.0217	<0.0004U	0.0916	<0.0003U
1,2-Dichloroethane	mg/kg	0.005		<0.0003U	<0.0003U	0.0459	<0.0004U	0.0796	<0.0003U
1,2-Dichloropropane	mg/kg	0.005		<0.0003U	<0.0003U	<0.0004U	<0.0004U	<0.0131U#	<0.0003U
2-Hexanone	mg/kg	**		<0.0009U	<0.0009U	0.0497	<0.001U	<0.046U	<0.0009U
Acetone	mg/kg	2.5		<0.009U	<0.009U	0.316	<0.01U	1.38	<0.009U
Benzene	mg/kg	0.005		<0.0004U	<0.0005U	1.55	0.0025	0.438	<0.0004U
Bromodichloromethane	mg/kg	**		<0.0003U	<0.0003U	<0.0004U	<0.0004U	<0.0131U	<0.0003U
Bromoform	mg/kg	0.067		<0.001U	<0.001U	<0.001U	<0.001U	<0.0131U	<0.001U

Print Date: 12/09/2008

Page 1

** No Applicable Regulatory Standard

Exceedences of the regulatory standard are printed in bold. # = Reporting limit exceeds regulatory standard. NOC = Not of Concern.

QUALIFIERS: U = Constituent not detected above Method Detection Limit (MDL). J = Estimated Value. < = Indicates that the reported concentration is the Method Detection Limit (MDL). D = Compound identified at a secondary dilution factor. B = Analyte reported in associated field or trip blank. N = Tentatively Identified Compound (TIC). Y = Tentatively Identified Compound (TIC) also identified in Method Blank. E = Reported result is over instrument calibration range. This result is an estimate; the true result may be higher. C = Calibration verification recovery was above the method control limit for this analyte. Analyte not detected, data not impacted.

Analytical Chemistry Report

Calvert Citgo 2815 Northeast Rd North East, Maryland

REPSG Project No.: 005977

Matrix: Soil

Sample Date: 11/05/2008

Regulatory Standard*:

Maryland Department of the Environment (MDE) Voluntary Cleanup Program (VCP): Generic Numeric Cleanup Standards for Soil, Protection of Groundwater, Tables 1 & 2.

Constituent	Unit	*Standard	Location:	B-002	B-004	B-005	B-007	B-008	B-009
			Date:	11/05/2008	11/05/2008	11/05/2008	11/05/2008	11/05/2008	11/05/2008
			Depth (ft):	24-24.5	16-16.5	23-23.5	24-24.5	12-12.5	24-24.5
Carbon disulfide	mg/kg	190		<0.0003U	<0.0003U	<0.0004U	<0.0004U	<0.0066U	<0.0003U
Carbon tetrachloride	mg/kg	0.005		<0.0005U	<0.0006U	<0.0006U	<0.0006U	<0.0131U#	<0.0006U
Chlorobenzene	mg/kg	0.8		<0.0004U	<0.0005U	<0.0005U	<0.0005U	<0.0131U	<0.0004U
Chlorobromomethane	mg/kg	**		<0.0005U	<0.0006U	<0.0006U	<0.0006U	<0.0131U	<0.0006U
Chloroethane	mg/kg	0.019		<0.0005U	<0.0006U	<0.0006U	<0.0006U	<0.0197U#	<0.0006U
Chloroform	mg/kg	0.005		<0.0003U	<0.0003U	<0.0004U	<0.0004U	<0.0131U#	<0.0003U
cis-1,2-Dichloroethylene	mg/kg	0.35		<0.0005U	<0.0006U	<0.0006U	<0.0006U	<0.0131U	<0.0006U
cis-1,3-Dichloropropene	mg/kg	0.005		<0.0004U	<0.0005U	<0.0005U	<0.0005U	<0.0131U#	<0.0004U
Dibromochloromethane	mg/kg	0.005		<0.0005U	<0.0006U	<0.0006U	<0.0006U	<0.0131U#	<0.0006U
Ethyl tert-butyl ether	mg/kg	**		<0.0003U	<0.0003U	<0.0004U	<0.0004U	-	<0.0003U
Ethylbenzene	mg/kg	15		<0.0003U	<0.0003U	0.178	<0.0004U	1.56	<0.0003U
Isopropyl Ether	mg/kg	**		<0.0002U	<0.0002U	0.0054	<0.0002U	-	<0.0002U
m/p-xylene	mg/kg	**		<0.001U	<0.001U	0.868	<0.001U	6	<0.001U
Methyl bromide	mg/kg	0.041		<0.0005U	<0.0006U	<0.0006U	<0.0006U	<0.0131U	<0.0006U
Methyl chloride	mg/kg	0.01		<0.0003U	<0.0003U	<0.0004U	<0.0004U	<0.0131U#	<0.0003U
Methyl ethyl ketone	mg/kg	7.9		<0.002U	<0.002U	0.259	<0.002U	0.939	<0.002U
Methyl isobutylketone (MIBK)	mg/kg	1.3		<0.001U	<0.001U	<0.001U	<0.001U	0.592	<0.001U
Methyl tert-butyl ether	mg/kg	280		<0.0003U	<0.0003U	0.0085	<0.0004U	-	0.004
Methylene chloride	mg/kg	190		0.0058	0.0074	0.0069	0.0071	<0.0066U	0.01
o-Xylene	mg/kg	**		<0.0003U	<0.0003U	0.397	<0.0004U	2.62	<0.0003U
Styrene	mg/kg	570		<0.0003U	<0.0003U	<0.0004U	<0.0004U	<0.0131U	<0.0003U

Print Date: 12/09/2008

Page 2

** No Applicable Regulatory Standard

Exceedences of the regulatory standard are printed in bold. # = Reporting limit exceeds regulatory standard. NOC = Not of Concern.

QUALIFIERS: U = Constituent not detected above Method Detection Limit (MDL). J = Estimated Value. < = Indicates that the reported concentration is the Method Detection Limit (MDL). D = Compound identified at a secondary dilution factor. B = Analyte reported in associated field or trip blank. N = Tentatively Identified Compound (TIC). Y = Tentatively Identified Compound (TIC) also identified in Method Blank. E = Reported result is over instrument calibration range. This result is an estimate; the true result may be higher. C = Calibration verification recovery was above the method control limit for this analyte. Analyte not detected, data not impacted.

Analytical Chemistry Report

Calvert Citgo 2815 Northeast Rd North East, Maryland

REPSG Project No.: 005977

Matrix: Soil

Sample Date: 11/05/2008

Regulatory Standard*:

Maryland Department of the Environment (MDE) Voluntary Cleanup Program (VCP): Generic Numeric Cleanup Standards for Soil, Protection of Groundwater, Tables 1 & 2.

Constituent	Unit	*Standard	Location:	B-002	B-004	B-005	B-007	B-008	B-009
			Date:	11/05/2008	11/05/2008	11/05/2008	11/05/2008	11/05/2008	11/05/2008
			Depth (ft):	24-24.5	16-16.5	23-23.5	24-24.5	12-12.5	24-24.5
Tert-Amyl alcohol	mg/kg	**		<0.005U	<0.006U	-	<0.006U	-	<0.006U
TERT-AMYL ETHYL ETHER	mg/kg	**		<0.001U	<0.001U	<0.001U	<0.001U	-	<0.001U
tert-Butylalcohol	mg/kg	**		<0.002U	<0.002U	<0.002U	<0.002U	-	<0.002U
Tetrachloroethylene	mg/kg	480		<0.0005U	<0.0006U	<0.0006U	<0.0006U	<0.0263U	<0.0006U
Toluene	mg/kg	8.8		<0.0003U	<0.0003U	3.52	<0.0004U	3.34	<0.0003U
trans-1,2-Di-chloroethylene	mg/kg	0.82		<0.0004U	<0.0005U	<0.0005U	<0.0005U	<0.0131U	<0.0004U
trans-1,3-Dichloropropene	mg/kg	0.005		<0.0006U	<0.0007U	<0.0007U	<0.0007U	<0.0131U#	<0.0007U
Trichloroethylene	mg/kg	0.015		<0.0005U	<0.0006U	<0.0006U	<0.0006U	<0.0131U	<0.0006U
Vinyl chloride	mg/kg	0.005		<0.0003U	<0.0003U	<0.0004U	<0.0004U	<0.0131U#	<0.0003U
Xylene (total)	mg/kg	170		<0.001U	<0.001U	1.26	<0.001U	8.62	<0.001U

** No Applicable Regulatory Standard

Exceedences of the regulatory standard are printed in bold. # = Reporting limit exceeds regulatory standard. NOC = Not of Concern.

QUALIFIERS: U = Constituent not detected above Method Detection Limit (MDL). J = Estimated Value. < = Indicates that the reported concentration is the Method Detection Limit (MDL). D = Compound identified at a secondary dilution factor. B = Analyte reported in associated field or trip blank. N = Tentatively Identified Compound (TIC). Y = Tentatively Identified Compound (TIC) also identified in Method Blank. E = Reported result is over instrument calibration range. This result is an estimate; the true result may be higher. C = Calibration verification recovery was above the method control limit for this analyte. Analyte not detected, data not impacted.

Analytical Chemistry Report

Calvert Citgo 2815 Northeast Rd North East, Maryland

REPSG Project No.: 005977

Matrix: Soil

Sample Date: 11/24/2008

Regulatory Standard*:

Maryland Department of the Environment (MDE) Voluntary Cleanup Program (VCP): Generic Numeric Cleanup Standards for Soil, Protection of Groundwater, Tables 1 & 2.

Constituent	Unit	*Standard	Location: Date: Depth (ft):	B-001 11/24/2008 19.5-20	B-003 11/24/2008 19.5-20	B-006 11/24/2008 19.5-20	B-011 11/24/2008 20.5-21	B-010 11/24/2008 20.5-21	B-012 11/24/2008 19.5-20
Not Otherwise Specified -----									
DBCP	mg/kg	0.005		<0.0012U	<0.0011U	<0.0012U	<0.0012U	<0.0012U	<0.0014U
TERT-AMYL METHYL ETHER	mg/kg	**		<0.00046U	<0.00043U	<0.0005U	<0.00047U	<0.00049U	<0.00057U
Petroleum Screening Parameters -----									
Diesel Range Organics (DRO)	mg/kg	**		<0.96U	<0.92U	<0.98U	<0.98U	<0.99U	<1.1U
Gasoline Range ORGANICS(GRO)	mg/kg	**		<3.28U	<3.08U	<3.68U	4.53	<3.63U	<4.36U
Volatile Organic Compounds (VOCs) -----									
1,1,1-trichloroethane	mg/kg	60		<0.00046U	<0.00043U	<0.0005U	<0.00047U	<0.00049U	<0.00057U
1,1,2,2-Tetrachloroethane	mg/kg	0.005		<0.00058U	<0.00053U	<0.00062U	<0.00058U	<0.00062U	<0.00072U
1,1,2-Trichloroethane	mg/kg	0.005		<0.00093U	<0.00085U	<0.00099U	<0.00094U	<0.00099U	<0.0011U
1,1-Dichloroethane	mg/kg	4.5		<0.00035U	<0.00032U	<0.00037U	<0.00035U	<0.00037U	<0.00043U
1,1-Dichloroethylene	mg/kg	0.005		<0.00058U	<0.00053U	<0.00062U	<0.00058U	<0.00062U	<0.00072U
1,2-Dibromoethane	mg/kg	0.005		<0.00035U	<0.00032U	<0.00037U	<0.00035U	<0.00037U	<0.00043U
1,2-Dichloroethane	mg/kg	0.005		0.0198	<0.00032U	<0.00037U	<0.00035U	<0.00037U	<0.00043U
1,2-Dichloropropane	mg/kg	0.005		<0.00035U	<0.00032U	<0.00037U	<0.00035U	<0.00037U	<0.00043U
2-Hexanone	mg/kg	**		<0.00093U	<0.00085U	<0.00099U	0.0074	<0.00099U	<0.0011U
Acetone	mg/kg	2.5		0.0133	0.0418	0.0149	0.0319	<0.0099U	<0.0115U
Benzene	mg/kg	0.005		<0.00046U	0.0019	<0.0005U	0.052	<0.00049U	<0.00057U
Bromodichloromethane	mg/kg	**		<0.00035U	<0.00032U	<0.00037U	<0.00035U	<0.00037U	<0.00043U
Bromoform	mg/kg	0.067		<0.0013U	<0.0012U	<0.0014U	<0.0013U	<0.0014U	<0.0016U

Print Date: 12/09/2008

Page 1

** No Applicable Regulatory Standard

Exceedences of the regulatory standard are printed in bold. # = Reporting limit exceeds regulatory standard. NOC = Not of Concern.

QUALIFIERS: U = Constituent not detected above Method Detection Limit (MDL). J = Estimated Value. < = Indicates that the reported concentration is the Method Detection Limit (MDL). D = Compound identified at a secondary dilution factor. B = Analyte reported in associated field or trip blank. N = Tentatively Identified Compound (TIC). Y = Tentatively Identified Compound (TIC) also identified in Method Blank. E = Reported result is over instrument calibration range. This result is an estimate; the true result may be higher. C = Calibration verification recovery was above the method control limit for this analyte. Analyte not detected, data not impacted.

Analytical Chemistry Report

Calvert Citgo 2815 Northeast Rd North East, Maryland

REPSG Project No.: 005977

Matrix: Soil

Sample Date: 11/24/2008

Regulatory Standard*:

Maryland Department of the Environment (MDE) Voluntary Cleanup Program (VCP): Generic Numeric Cleanup Standards for Soil, Protection of Groundwater, Tables 1 & 2.

Constituent	Unit	*Standard	Location:	B-001	B-003	B-006	B-011	B-010	B-012
			Date:	11/24/2008	11/24/2008	11/24/2008	11/24/2008	11/24/2008	11/24/2008
			Depth (ft):	19.5-20	19.5-20	19.5-20	20.5-21	20.5-21	19.5-20
Carbon disulfide	mg/kg	190		<0.00035U	<0.00032U	<0.00037U	<0.00035U	<0.00037U	<0.00043U
Carbon tetrachloride	mg/kg	0.005		<0.00058U	<0.00053U	<0.00062U	<0.00058U	<0.00062U	<0.00072U
Chlorobenzene	mg/kg	0.8		<0.00046U	<0.00043U	<0.0005U	<0.00047U	<0.00049U	<0.00057U
Chlorobromomethane	mg/kg	**		<0.00058U	<0.00053U	<0.00062U	<0.00058U	<0.00062U	<0.00072U
Chloroethane	mg/kg	0.019		<0.00058U	<0.00053U	<0.00062U	<0.00058U	<0.00062U	<0.00072U
Chloroform	mg/kg	0.005		<0.00035U	<0.00032U	<0.00037U	<0.00035U	<0.00037U	<0.00043U
cis-1,2-Dichloroethylene	mg/kg	0.35		<0.00058U	<0.00053U	<0.00062U	<0.00058U	<0.00062U	<0.00072U
cis-1,3-Dichloropropene	mg/kg	0.005		<0.00046U	<0.00043U	<0.0005U	<0.00047U	<0.00049U	<0.00057U
Dibromochloromethane	mg/kg	0.005		<0.00058U	<0.00053U	<0.00062U	<0.00058U	<0.00062U	<0.00072U
Ethyl tert-butyl ether	mg/kg	**		<0.00035U	<0.00032U	<0.00037U	<0.00035U	<0.00037U	<0.00043U
Ethylbenzene	mg/kg	15		<0.00035U	0.0004	<0.00037U	0.0145	<0.00037U	<0.00043U
Isopropyl Ether	mg/kg	**		<0.00023U	<0.00021U	<0.00025U	<0.00023U	<0.00025U	<0.00029U
m/p-xylene	mg/kg	**		<0.0012U	0.0015	<0.0012U	0.133	<0.0012U	<0.0014U
Methyl bromide	mg/kg	0.041		<0.00058U	<0.00053U	<0.00062U	<0.00058U	<0.00062U	<0.00072U
Methyl chloride	mg/kg	0.01		<0.00035U	<0.00032U	<0.00037U	<0.00035U	<0.00037U	<0.00043U
Methyl ethyl ketone	mg/kg	7.9		<0.0023U	<0.0021U	<0.0025U	<0.0023U	<0.0025U	<0.0029U
Methyl isobutylketone (MIBK)	mg/kg	1.3		<0.0012U	<0.0011U	<0.0012U	0.0074	<0.0012U	<0.0014U
Methyl tert-butyl ether	mg/kg	280		<0.00035U	<0.00032U	<0.00037U	0.0006	<0.00037U	0.0013
Methylene chloride	mg/kg	190		0.0054	<0.00074U	0.0013	0.0018	<0.00086U	0.0023
o-Xylene	mg/kg	**		<0.00035U	0.0011	<0.00037U	0.0373	<0.00037U	<0.00043U
Styrene	mg/kg	570		<0.00035U	<0.00032U	<0.00037U	<0.00035U	<0.00037U	<0.00043U

Print Date: 12/09/2008

Page 2

** No Applicable Regulatory Standard

Exceedences of the regulatory standard are printed in bold. # = Reporting limit exceeds regulatory standard. NOC = Not of Concern.

QUALIFIERS: U = Constituent not detected above Method Detection Limit (MDL). J = Estimated Value. < = Indicates that the reported concentration is the Method Detection Limit (MDL). D = Compound identified at a secondary dilution factor. B = Analyte reported in associated field or trip blank. N = Tentatively Identified Compound (TIC). Y = Tentatively Identified Compound (TIC) also identified in Method Blank. E = Reported result is over instrument calibration range. This result is an estimate; the true result may be higher. C = Calibration verification recovery was above the method control limit for this analyte. Analyte not detected, data not impacted.

Analytical Chemistry Report

Calvert Citgo 2815 Northeast Rd North East, Maryland

REPSG Project No.: 005977

Matrix: Soil

Sample Date: 11/24/2008

Regulatory Standard*:

Maryland Department of the Environment (MDE) Voluntary Cleanup Program (VCP): Generic Numeric Cleanup Standards for Soil, Protection of Groundwater, Tables 1 & 2.

Constituent	Unit	*Standard	Location:	B-001	B-003	B-006	B-011	B-010	B-012
			Date:	11/24/2008	11/24/2008	11/24/2008	11/24/2008	11/24/2008	11/24/2008
			Depth (ft):	19.5-20	19.5-20	19.5-20	20.5-21	20.5-21	19.5-20
Tert-Amyl alcohol	mg/kg	**		<0.0058U	<0.0053U	<0.0062U	0.0822	<0.0062U	<0.0072U
TERT-AMYL ETHYL ETHER	mg/kg	**		<0.0012U	<0.0011U	<0.0012U	<0.0012U	<0.0012U	<0.0014U
tert-Butylalcohol	mg/kg	**		<0.0023U	<0.0021U	<0.0025U	<0.0023U	<0.0025U	<0.0029U
Tetrachloroethylene	mg/kg	480		<0.00058U	<0.00053U	<0.00062U	<0.00058U	<0.00062U	<0.00072U
Toluene	mg/kg	8.8		<0.00035U	0.0087	<0.00037U	0.0072	<0.00037U	<0.00043U
trans-1,2-Di-chloroethylene	mg/kg	0.82		<0.00046U	<0.00043U	<0.0005U	<0.00047U	<0.00049U	<0.00057U
trans-1,3-Dichloropropene	mg/kg	0.005		<0.00069U	<0.00064U	<0.00075U	<0.0007U	<0.00074U	<0.00086U
Trichloroethylene	mg/kg	0.015		<0.00058U	<0.00053U	<0.00062U	<0.00058U	<0.00062U	<0.00072U
Vinyl chloride	mg/kg	0.005		<0.00035U	<0.00032U	<0.00037U	<0.00035U	<0.00037U	<0.00043U
Xylene (total)	mg/kg	170		<0.0012U	0.0025	<0.0012U	0.171	<0.0012U	<0.0014U

** No Applicable Regulatory Standard

Exceedences of the regulatory standard are printed in bold. # = Reporting limit exceeds regulatory standard. NOC = Not of Concern.

QUALIFIERS: U = Constituent not detected above Method Detection Limit (MDL). J = Estimated Value. < = Indicates that the reported concentration is the Method Detection Limit (MDL). D = Compound identified at a secondary dilution factor. B = Analyte reported in associated field or trip blank. N = Tentatively Identified Compound (TIC). Y = Tentatively Identified Compound (TIC) also identified in Method Blank. E = Reported result is over instrument calibration range. This result is an estimate; the true result may be higher. C = Calibration verification recovery was above the method control limit for this analyte. Analyte not detected, data not impacted.

Analytical Chemistry Report

Calvert Citgo 2815 Northeast Rd North East, Maryland

REPSG Project No.: 005977

Matrix: Water

Sample Date: 11/05/2008

Regulatory Standard*:

Maryland Department of the Environment (MDE) Voluntary Cleanup Program (VCP): Generic Numeric Cleanup Standards for Groundwater for Type I & II Aquifers, Tables 1 and 2 (March 2008).

Constituent	Unit	*Standard	Location: Date: Depth (ft):	TWP-001 11/05/2008 NA	TWP-002 11/05/2008 NA	TWP-003 11/05/2008 NA	TWP-004 11/05/2008 NA
Not Otherwise Specified -----							
DBCP	ug/l	0.2		<12U#	<12U#	<12U#	<2.4U#
TERT-AMYL METHYL ETHER	ug/l	**		<4U	<4U	<4U	<0.8U
Petroleum Screening Parameters -----							
Diesel Range Organics (DRO)	ug/l	47		5600	2300	250	83
Gasoline Range ORGANICS(GRO)	ug/l	47		39700	-	3440	673
Volatile Organic Compounds (VOCs) -----							
1,1,1-trichloroethane	ug/l	200		<1U	<1U	<1U	<0.2U
1,1,2,2-Tetrachloroethane	ug/l	0.053		<1U#	<1U#	<1U#	<0.2U#
1,1,2-Trichloroethane	ug/l	5		<1U	<1U	<1U	<0.2U
1,1-Dichloroethane	ug/l	90		<0.5U	<0.5U	<0.5U	<0.1U
1,1-Dichloroethylene	ug/l	7		<1U	<1U	<1U	<0.2U
1,2-Dibromoethane	ug/l	0.05		265	179	13.7	11.4
1,2-Dichloroethane	ug/l	5		913	680	27.1	21.4
1,2-Dichloropropane	ug/l	5		<1U	<1U	<1U	<0.2U
2-Hexanone	ug/l	**		147	59.9	9.1	7.1
Acetone	ug/l	550		1270	2110	<20U	<4U
Benzene	ug/l	5		15300	43000	835	708
Bromodichloromethane	ug/l	80		<1U	<1U	<1U	<0.2U
Bromoform	ug/l	80		<1U	<1U	<1U	<0.2U

Print Date: 12/09/2008

Page 1

** No Applicable Regulatory Standard

Exceedences of the regulatory standard are printed in bold. # = Reporting limit exceeds regulatory standard. NOC = Not of Concern.

QUALIFIERS: U = Constituent not detected above Method Detection Limit (MDL). J = Estimated Value. < = Indicates that the reported concentration is the Method Detection Limit (MDL). D = Compound identified at a secondary dilution factor. B = Analyte reported in associated field or trip blank. N = Tentatively Identified Compound (TIC). Y = Tentatively Identified Compound (TIC) also identified in Method Blank. E = Reported result is over instrument calibration range. This result is an estimate; the true result may be higher. C = Calibration verification recovery was above the method control limit for this analyte. Analyte not detected, data not impacted.

Analytical Chemistry Report

Calvert Citgo 2815 Northeast Rd North East, Maryland

REPSG Project No.: 005977

Matrix: Water

Sample Date: 11/05/2008

Regulatory Standard*:

Maryland Department of the Environment (MDE) Voluntary Cleanup Program (VCP): Generic Numeric Cleanup Standards for Groundwater for Type I & II Aquifers, Tables 1 and 2 (March 2008).

Constituent	Unit	*Standard	Location:	TWP-001	TWP-002	TWP-003	TWP-004
			Date:	11/05/2008	11/05/2008	11/05/2008	11/05/2008
			Depth (ft):	NA	NA	NA	NA
Carbon disulfide	ug/l	100		<0.5U	<0.5U	<0.5U	<0.1U
Carbon tetrachloride	ug/l	5		<1U	<1U	<1U	<0.2U
Chlorobenzene	ug/l	100		<1U	<1U	<1U	<0.2U
Chlorobromomethane	ug/l	**		<1U	<1U	<1U	<0.2U
Chloroethane	ug/l	3.6		<1.5U	<1.5U	<1.5U	<0.3U
Chloroform	ug/l	80		<1U	2.7	<1U	<0.2U
cis-1,2-Dichloroethylene	ug/l	70		<1U	<1U	<1U	<0.2U
cis-1,3-Dichloropropene	ug/l	0.44		<1U#	<1U#	<1U#	<0.2U
Dibromochloromethane	ug/l	80		<1U	<1U	<1U	<0.2U
Ethyl tert-butyl ether	ug/l	**		<0.5U	<0.5U	<0.5U	<0.1U
Ethylbenzene	ug/l	700		1060	482	16.9	12.8
Isopropyl Ether	ug/l	**		130	90.3	4.4	5.1
m/p-xylene	ug/l	**		3570	1740	743	34.6
Methyl bromide	ug/l	0.85		<1U#	<1U#	<1U#	<0.2U
Methyl chloride	ug/l	19		<1U	<1U	<1U	<0.2U
Methyl ethyl ketone	ug/l	700		1320	1300	<15U	8.8
Methyl isobutylketone (MIBK)	ug/l	630		83.9	55.6	<6.5U	<1.3U
Methyl tert-butyl ether	ug/l	20		949	11900	28.1	52
Methylene chloride	ug/l	5		<0.5U	<0.5U	<0.5U	<0.1U
o-Xylene	ug/l	**		1570	934	172	22.7
Styrene	ug/l	100		<1U	3.4	<1U	<0.2U

Print Date: 12/09/2008

Page 2

** No Applicable Regulatory Standard

Exceedences of the regulatory standard are printed in bold. # = Reporting limit exceeds regulatory standard. NOC = Not of Concern.

QUALIFIERS: U = Constituent not detected above Method Detection Limit (MDL). J = Estimated Value. < = Indicates that the reported concentration is the Method Detection Limit (MDL). D = Compound identified at a secondary dilution factor. B = Analyte reported in associated field or trip blank. N = Tentatively Identified Compound (TIC). Y = Tentatively Identified Compound (TIC) also identified in Method Blank. E = Reported result is over instrument calibration range. This result is an estimate; the true result may be higher. C = Calibration verification recovery was above the method control limit for this analyte. Analyte not detected, data not impacted.

Analytical Chemistry Report

Calvert Citgo 2815 Northeast Rd North East, Maryland

REPSG Project No.: 005977

Matrix: Water
Sample Date: 11/05/2008

Regulatory Standard*:

Maryland Department of the Environment (MDE) Voluntary Cleanup Program (VCP): Generic Numeric Cleanup Standards for Groundwater for Type I & II Aquifers, Tables 1 and 2 (March 2008).

Constituent	Unit	*Standard	Location:	TWP-001	TWP-002	TWP-003	TWP-004
			Date:	11/05/2008	11/05/2008	11/05/2008	11/05/2008
			Depth (ft):	NA	NA	NA	NA
Tert-Amyl alcohol	ug/l	**		48400	75200	419	80.5
TERT-AMYL ETHYL ETHER	ug/l	**		<1U	<1U	<1U	<0.2U
tert-Butylalcohol	ug/l	**		3970	34500	82	24.8
Tetrachloroethylene	ug/l	5		<2U	<2U	<2U	<0.4U
Toluene	ug/l	1000		20600	50200	518	750
trans-1,2-Di-chloroethylene	ug/l	100		<1U	<1U	<1U	<0.2U
trans-1,3-Dichloropropene	ug/l	0.44		<1U#	<1U#	<1U#	<0.2U
Trichloroethylene	ug/l	5		<1U	<1U	<1U	<0.2U
Vinyl chloride	ug/l	2		<1U	<1U	<1U	<0.2U
Xylene (total)	ug/l	10000		5140	2680	915	57.4

** No Applicable Regulatory Standard

Exceedences of the regulatory standard are printed in bold. # = Reporting limit exceeds regulatory standard. NOC = Not of Concern.

QUALIFIERS: U = Constituent not detected above Method Detection Limit (MDL). J = Estimated Value. < = Indicates that the reported concentration is the Method Detection Limit (MDL). D = Compound identified at a secondary dilution factor. B = Analyte reported in associated field or trip blank. N = Tentatively Identified Compound (TIC). Y = Tentatively Identified Compound (TIC) also identified in Method Blank. E = Reported result is over instrument calibration range. This result is an estimate; the true result may be higher. C = Calibration verification recovery was above the method control limit for this analyte. Analyte not detected, data not impacted.

Analytical Chemistry Report

Calvert Citgo 2815 Northeast Rd North East, Maryland

REPSG Project No.: 005977

Matrix: Water

Sample Date: 11/17/2008

Regulatory Standard*:

Maryland Department of the Environment (MDE) Voluntary Cleanup Program (VCP): Generic Numeric Cleanup Standards for Groundwater for Type I & II Aquifers, Tables 1 and 2 (March 2008).

Constituent	Unit	*Standard	Location: Date: Depth (ft):	MP-001 11/17/2008 NA	MP-002 11/17/2008 NA	MW-001 11/17/2008 NA	MW-002 11/17/2008 NA	MW-003 11/17/2008 NA	MW-005 11/17/2008 NA
Not Otherwise Specified -----									
DBCP	ug/l	0.2		<12U#	<2.4U#	<12U#	<2.4U#	<12U#	<12U#
TERT-AMYL METHYL ETHER	ug/l	**		<4U	<0.8U	<4U	<0.8U	<4U	<4U
Petroleum Screening Parameters -----									
Diesel Range Organics (DRO)	ug/l	47		97200	1700	12100	2900	5300	7500
Gasoline Range ORGANICS(GRO)	ug/l	47		1180	175	16800	96.1	31200	148000
Volatile Organic Compounds (VOCs) -----									
1,1,1-trichloroethane	ug/l	200		<1U	<0.2U	<1U	<0.2U	<1U	<1U
1,1,2,2-Tetrachloroethane	ug/l	0.053		<1U#	<0.2U#	<1U#	<0.2U#	<1U#	<1U#
1,1,2-Trichloroethane	ug/l	5		<1U	<0.2U	<1U	<0.2U	<1U	<1U
1,1-Dichloroethane	ug/l	90		<0.5U	<0.1U	<0.5U	<0.1U	<0.5U	<0.5U
1,1-Dichloroethylene	ug/l	7		<1U	<0.2U	<1U	<0.2U	<1U	<1U
1,2-Dibromoethane	ug/l	0.05		<1.5U#	<0.3U#	<1.5U#	<0.3U#	<1.5U#	<1.5U#
1,2-Dichloroethane	ug/l	5		<1U	<0.2U	27.1	<0.2U	<1U	<1U
1,2-Dichloropropane	ug/l	5		<1U	<0.2U	<1U	<0.2U	<1U	<1U
2-Hexanone	ug/l	**		<3.5U	<0.7U	4.7	<0.7U	22.2	19.8
Acetone	ug/l	550		<20U	61.1	<20U	<4U	86.3	97.2
Benzene	ug/l	5		19.3	3.1	13800	68.1	24.5	410
Bromodichloromethane	ug/l	80		<1U	<0.2U	<1U	<0.2U	<1U	<1U
Bromoform	ug/l	80		<1U	<0.2U	<1U	<0.2U	<1U	<1U

Print Date: 12/09/2008

Page 1

** No Applicable Regulatory Standard

Exceedences of the regulatory standard are printed in bold. # = Reporting limit exceeds regulatory standard. NOC = Not of Concern.

QUALIFIERS: U = Constituent not detected above Method Detection Limit (MDL). J = Estimated Value. < = Indicates that the reported concentration is the Method Detection Limit (MDL). D = Compound identified at a secondary dilution factor. B = Analyte reported in associated field or trip blank. N = Tentatively Identified Compound (TIC). Y = Tentatively Identified Compound (TIC) also identified in Method Blank. E = Reported result is over instrument calibration range. This result is an estimate; the true result may be higher. C = Calibration verification recovery was above the method control limit for this analyte. Analyte not detected, data not impacted.

Analytical Chemistry Report

Calvert Citgo 2815 Northeast Rd North East, Maryland

REPSG Project No.: 005977

Matrix: Water

Sample Date: 11/17/2008

Regulatory Standard*:

Maryland Department of the Environment (MDE) Voluntary Cleanup Program (VCP): Generic Numeric Cleanup Standards for Groundwater for Type I & II Aquifers, Tables 1 and 2 (March 2008).

Constituent	Unit	*Standard	Location:	MP-001	MP-002	MW-001	MW-002	MW-003	MW-005
			Date:	11/17/2008	11/17/2008	11/17/2008	11/17/2008	11/17/2008	11/17/2008
			Depth (ft):	NA	NA	NA	NA	NA	NA
Carbon disulfide	ug/l	100		<0.5U	<0.1U	<0.5U	<0.1U	<0.5U	<0.5U
Carbon tetrachloride	ug/l	5		<1U	<0.2U	<1U	<0.2U	<1U	<1U
Chlorobenzene	ug/l	100		<1U	<0.2U	<1U	<0.2U	<1U	<1U
Chlorobromomethane	ug/l	**		<1U	<0.2U	<1U	<0.2U	<1U	<1U
Chloroethane	ug/l	3.6		<1.5U	<0.3U	<1.5U	<0.3U	<1.5U	<1.5U
Chloroform	ug/l	80		<1U	<0.2U	<1U	<0.2U	<1U	<1U
cis-1,2-Dichloroethylene	ug/l	70		<1U	<0.2U	<1U	<0.2U	<1U	<1U
cis-1,3-Dichloropropene	ug/l	0.44		<1U#	<0.2U	<1U#	<0.2U	<1U#	<1U#
Dibromochloromethane	ug/l	80		<1U	<0.2U	<1U	<0.2U	<1U	<1U
Ethyl tert-butyl ether	ug/l	**		<0.5U	<0.1U	<0.5U	<0.1U	<0.5U	<0.5U
Ethylbenzene	ug/l	700		<1.5U	<0.3U	1340	1.9	1440	2610
Isopropyl Ether	ug/l	**		<0.5U	<0.1U	26.1	<0.1U	<0.5U	<0.5U
m/p-xylene	ug/l	**		9.4	1.4	3040	5.5	3960	9370
Methyl bromide	ug/l	0.85		<1U#	<0.2U	<1U#	<0.2U	<1U#	<1U#
Methyl chloride	ug/l	19		<1U	<0.2U	<1U	<0.2U	<1U	<1U
Methyl ethyl ketone	ug/l	700		<15U	65.4	<15U	<3U	<15U	76.8
Methyl isobutylketone (MIBK)	ug/l	630		<6.5U	<1.3U	<6.5U	<1.3U	<6.5U	<6.5U
Methyl tert-butyl ether	ug/l	20		<1U	0.67	5.4	14.7	<1U	<1U
Methylene chloride	ug/l	5		<0.5U	<0.1U	1	<0.1U	<0.5U	<0.5U
o-Xylene	ug/l	**		5.7	0.98	169	2.4	1780	4240
Styrene	ug/l	100		<1U	<0.2U	<1U	<0.2U	<1U	<1U

Print Date: 12/09/2008

Page 2

** No Applicable Regulatory Standard

Exceedences of the regulatory standard are printed in bold. # = Reporting limit exceeds regulatory standard. NOC = Not of Concern.

QUALIFIERS: U = Constituent not detected above Method Detection Limit (MDL). J = Estimated Value. < = Indicates that the reported concentration is the Method Detection Limit (MDL). D = Compound identified at a secondary dilution factor. B = Analyte reported in associated field or trip blank. N = Tentatively Identified Compound (TIC). Y = Tentatively Identified Compound (TIC) also identified in Method Blank. E = Reported result is over instrument calibration range. This result is an estimate; the true result may be higher. C = Calibration verification recovery was above the method control limit for this analyte. Analyte not detected, data not impacted.

Analytical Chemistry Report

Calvert Citgo 2815 Northeast Rd North East, Maryland

REPSG Project No.: 005977

Matrix: Water
Sample Date: 11/17/2008

Regulatory Standard*:

Maryland Department of the Environment (MDE) Voluntary Cleanup Program (VCP): Generic Numeric Cleanup Standards for Groundwater for Type I & II Aquifers, Tables 1 and 2 (March 2008).

Constituent	Unit	*Standard	Location:	MP-001	MP-002	MW-001	MW-002	MW-003	MW-005
			Date:	11/17/2008	11/17/2008	11/17/2008	11/17/2008	11/17/2008	11/17/2008
			Depth (ft):	NA	NA	NA	NA	NA	NA
Tert-Amyl alcohol	ug/l	**		<2.5U	31.3	8300	<0.5U	452	1050
TERT-AMYL ETHYL ETHER	ug/l	**		<1U	<0.2U	<1U	<0.2U	<1U	<1U
tert-Butylalcohol	ug/l	**		171	50.8	842	52.1	<15U	<15U
Tetrachloroethylene	ug/l	5		<2U	<0.4U	<2U	<0.4U	<2U	<2U
Toluene	ug/l	1000		38.7	9.8	764	5.8	3170	34500
trans-1,2-Di-chloroethylene	ug/l	100		<1U	<0.2U	<1U	<0.2U	<1U	<1U
trans-1,3-Dichloropropene	ug/l	0.44		<1U#	<0.2U	<1U#	<0.2U	<1U#	<1U#
Trichloroethylene	ug/l	5		<1U	<0.2U	<1U	2.8	<1U	<1U
Vinyl chloride	ug/l	2		<1U	<0.2U	<1U	<0.2U	<1U	<1U
Xylene (total)	ug/l	10000		15.1	2.4	3210	7.9	5740	13600

Constituent	Unit	*Standard	Location:	MW-006	MW-007
			Date:	11/17/2008	11/17/2008
			Depth (ft):	NA	NA

Not Otherwise Specified

DBCP	ug/l	0.2		<2.4U#	<12U#
TERT-AMYL METHYL ETHER	ug/l	**		<0.8U	<4U

Petroleum Screening Parameters

Diesel Range Organics (DRO)	ug/l	47		2900	2000
Gasoline Range ORGANICS(GRO)	ug/l	47		341	59300

Print Date: 12/09/2008

Page 3

** No Applicable Regulatory Standard

Exceedences of the regulatory standard are printed in bold. # = Reporting limit exceeds regulatory standard. NOC = Not of Concern.

QUALIFIERS: U = Constituent not detected above Method Detection Limit (MDL). J = Estimated Value. < = Indicates that the reported concentration is the Method Detection Limit (MDL). D = Compound identified at a secondary dilution factor. B = Analyte reported in associated field or trip blank. N = Tentatively Identified Compound (TIC). Y = Tentatively Identified Compound (TIC) also identified in Method Blank. E = Reported result is over instrument calibration range. This result is an estimate; the true result may be higher. C = Calibration verification recovery was above the method control limit for this analyte. Analyte not detected, data not impacted.

Analytical Chemistry Report

Calvert Citgo 2815 Northeast Rd North East, Maryland

REPSG Project No.: 005977

Matrix: Water
Sample Date: 11/17/2008

Regulatory Standard*:

Maryland Department of the Environment (MDE) Voluntary Cleanup Program (VCP): Generic Numeric Cleanup Standards for Groundwater for Type I & II Aquifers, Tables 1 and 2 (March 2008).

Volatile Organic Compounds (VOCs) -----

1,1,1-trichloroethane	ug/l	200	<0.2U	<1U
1,1,2,2-Tetrachloroethane	ug/l	0.053	<0.2U#	<1U#
1,1,2-Trichloroethane	ug/l	5	<0.2U	<1U
1,1-Dichloroethane	ug/l	90	<0.1U	<0.5U
1,1-Dichloroethylene	ug/l	7	<0.2U	<1U
1,2-Dibromoethane	ug/l	0.05	<0.3U#	<1.5U#
1,2-Dichloroethane	ug/l	5	<0.2U	<1U
1,2-Dichloropropane	ug/l	5	<0.2U	<1U
2-Hexanone	ug/l	**	<0.7U	<3.5U
Acetone	ug/l	550	<4U	<20U
Benzene	ug/l	5	17.1	961
Bromodichloromethane	ug/l	80	<0.2U	<1U
Bromoform	ug/l	80	<0.2U	<1U
Carbon disulfide	ug/l	100	<0.1U	<0.5U
Carbon tetrachloride	ug/l	5	<0.2U	<1U
Chlorobenzene	ug/l	100	6.3	<1U
Chlorobromomethane	ug/l	**	<0.2U	<1U
Chloroethane	ug/l	3.6	<0.3U	<1.5U
Chloroform	ug/l	80	<0.2U	<1U
cis-1,2-Dichloroethylene	ug/l	70	<0.2U	<1U
cis-1,3-Dichloropropene	ug/l	0.44	<0.2U	<1U#
Dibromochloromethane	ug/l	80	<0.2U	<1U
Ethyl tert-butyl ether	ug/l	**	<0.1U	<0.5U

Print Date: 12/09/2008

Page 4

** No Applicable Regulatory Standard

Exceedences of the regulatory standard are printed in bold. # = Reporting limit exceeds regulatory standard. NOC = Not of Concern.

QUALIFIERS: U = Constituent not detected above Method Detection Limit (MDL). J = Estimated Value. < = Indicates that the reported concentration is the Method Detection Limit (MDL). D = Compound identified at a secondary dilution factor. B = Analyte reported in associated field or trip blank. N = Tentatively Identified Compound (TIC). Y = Tentatively Identified Compound (TIC) also identified in Method Blank. E = Reported result is over instrument calibration range. This result is an estimate; the true result may be higher. C = Calibration verification recovery was above the method control limit for this analyte. Analyte not detected, data not impacted.

Analytical Chemistry Report

Calvert Citgo 2815 Northeast Rd North East, Maryland

REPSG Project No.: 005977

Matrix: Water
Sample Date: 11/17/2008

Regulatory Standard*:

Maryland Department of the Environment (MDE) Voluntary Cleanup Program (VCP): Generic Numeric Cleanup Standards for Groundwater for Type I & II Aquifers, Tables 1 and 2 (March 2008).

Constituent	Unit	*Standard	Location:	MW-006	MW-007
			Date:	11/17/2008	11/17/2008
			Depth (ft):	NA	NA
Ethylbenzene	ug/l	700		8.2	999
Isopropyl Ether	ug/l	**		<0.1U	<0.5U
m/p-xylene	ug/l	**		27.3	4030
Methyl bromide	ug/l	0.85		<0.2U	<1U#
Methyl chloride	ug/l	19		<0.2U	<1U
Methyl ethyl ketone	ug/l	700		<3U	<15U
Methyl isobutylketone (MIBK)	ug/l	630		<1.3U	<6.5U
Methyl tert-butyl ether	ug/l	20		6.7	<1U
Methylene chloride	ug/l	5		<0.1U	1.6
o-Xylene	ug/l	**		6.1	2000
Styrene	ug/l	100		<0.2U	<1U
Tert-Amyl alcohol	ug/l	**		<0.5U	284
TERT-AMYL ETHYL ETHER	ug/l	**		<0.2U	<1U
tert-Butylalcohol	ug/l	**		<3U	<15U
Tetrachloroethylene	ug/l	5		15.1	<2U
Toluene	ug/l	1000		42.3	24000
trans-1,2-Di-chloroethylene	ug/l	100		<0.2U	<1U
trans-1,3-Dichloropropene	ug/l	0.44		<0.2U	<1U#
Trichloroethylene	ug/l	5		<0.2U	<1U
Vinyl chloride	ug/l	2		<0.2U	<1U
Xylene (total)	ug/l	10000		33.4	6030

Print Date: 12/09/2008

Page 5

** No Applicable Regulatory Standard

Exceedences of the regulatory standard are printed in bold. # = Reporting limit exceeds regulatory standard. NOC = Not of Concern.

QUALIFIERS: U = Constituent not detected above Method Detection Limit (MDL). J = Estimated Value. < = Indicates that the reported concentration is the Method Detection Limit (MDL). D = Compound identified at a secondary dilution factor. B = Analyte reported in associated field or trip blank. N = Tentatively Identified Compound (TIC). Y = Tentatively Identified Compound (TIC) also identified in Method Blank. E = Reported result is over instrument calibration range. This result is an estimate; the true result may be higher. C = Calibration verification recovery was above the method control limit for this analyte. Analyte not detected, data not impacted.

Analytical Chemistry Report

Calvert Citgo 2815 Northeast Rd North East, Maryland

REPSG Project No.: 005977

Matrix: Water

Sample Date: 11/17/2008

Regulatory Standard*:

Maryland Department of the Environment (MDE) Voluntary Cleanup Program (VCP): Generic Numeric Cleanup Standards for Groundwater for Type I & II Aquifers, Tables 1 and 2 (March 2008).

** No Applicable Regulatory Standard

Exceedences of the regulatory standard are printed in bold. # = Reporting limit exceeds regulatory standard. NOC = Not of Concern.

QUALIFIERS: U = Constituent not detected above Method Detection Limit (MDL). J = Estimated Value. < = Indicates that the reported concentration is the Method Detection Limit (MDL). D = Compound identified at a secondary dilution factor. B = Analyte reported in associated field or trip blank. N = Tentatively Identified Compound (TIC). Y = Tentatively Identified Compound (TIC) also identified in Method Blank. E = Reported result is over instrument calibration range. This result is an estimate; the true result may be higher. C = Calibration verification recovery was above the method control limit for this analyte. Analyte not detected, data not impacted.

Analytical Chemistry Report

Calvert Citgo 2815 Northeast Rd North East, Maryland

REPSG Project No.: 005977

Matrix: Water

Sample Date: 11/24/2008

Regulatory Standard*:

EPA National Primary Drinking Water Standards: Office OF Water. June 2003

Constituent	Unit	*Standard	Location: Date: Depth (ft):	DW-001 11/24/2008 NA	DW-002 11/24/2008 NA	DW-003 11/24/2008 NA	DW-004 11/24/2008 NA	DW-005 11/24/2008 NA	DW-006 11/24/2008 NA
Not Otherwise Specified									
1,1,-dichloropropanone	ug/l	**		<4U	<4U	<4U	<4U	<4U	<4U
2-Nitropropane	ug/l	**		<3U	<3U	<3U	<3U	<3U	<3U
Acrylonitrile	ug/l	**		<2.5U	<2.5U	<2.5U	<2.5U	<2.5U	<2.5U
Allyl chloride	ug/l	**		<0.5U	<0.5U	<0.5U	<0.5U	<0.5U	<0.5U
Chloroacetonitrile	ug/l	**		<2.5U	<2.5U	<2.5U	<2.5U	<2.5U	<2.5U
Chlorobutane, 1-	ug/l	**		<1U	<1U	<1U	<1U	<1U	<1U
DBCP	ug/l	0.2		<0.5U#	<0.5U#	<0.5U#	<0.5U#	<0.5U#	<0.5U#
Dichlorofluoromethane	ug/l	**		<0.5U	<0.5U	<0.5U	<0.5U	<0.5U	<0.5U
Ethyl cyanide	ug/l	**		<2.5U	<2.5U	<2.5U	<2.5U	<2.5U	<2.5U
Ethyl methacrylate	ug/l	**		<0.5U	<0.5U	<0.5U	<0.5U	<0.5U	<0.5U
Isopropanol	ug/l	**		<25U	<25U	<25U	<25U	<25U	<25U
Methacrylonitrile	ug/l	**		<1U	<1U	<1U	<1U	<1U	<1U
Methyl acrylate	ug/l	**		<1U	<1U	<1U	<1U	<1U	<1U
Methyl iodide	ug/l	**		<0.5U	<0.5U	<0.5U	<0.5U	<0.5U	<0.5U
Methyl methacrylate	ug/l	**		<0.5U	<0.5U	<0.5U	<0.5U	<0.5U	<0.5U
n-Hexane	ug/l	**		<0.5U	<0.5U	<0.5U	<0.5U	<0.5U	<0.5U
Pentachloroethane	ug/l	**		<0.5U	<0.5U	<0.5U	<0.5U	<0.5U	<0.5U
TERT-AMYL METHYL ETHER	ug/l	**		<0.5U	<0.5U	<0.5U	0.79	1.8	<0.5U
trans-1,4-Dichloro-2-butene	ug/l	**		<1U	<1U	<1U	<1U	<1U	<1U
Vinyl Acetate	ug/l	**		<0.5U	<0.5U	<0.5U	<0.5U	<0.5U	<0.5U

Print Date: 12/15/2008

Page 1

** No Applicable Regulatory Standard

Exceedences of the regulatory standard are printed in bold. # = Reporting limit exceeds regulatory standard. NOC = Not of Concern.

QUALIFIERS: U = Constituent not detected above Method Detection Limit (MDL). J = Estimated Value. < = Indicates that the reported concentration is the Method Detection Limit (MDL). D = Compound identified at a secondary dilution factor. B = Analyte reported in associated field or trip blank. N = Tentatively Identified Compound (TIC). Y = Tentatively Identified Compound (TIC) also identified in Method Blank. E = Reported result is over instrument calibration range. This result is an estimate; the true result may be higher. C = Calibration verification recovery was above the method control limit for this analyte. Analyte not detected, data not impacted.

Analytical Chemistry Report

Calvert Citgo 2815 Northeast Rd North East, Maryland

REPSG Project No.: 005977

Matrix: Water
Sample Date: 11/24/2008

Regulatory Standard*:

EPA National Primary Drinking Water Standards: Office OF Water. June 2003

Semi-Volatile Organic Compounds (SVOCs)

Hexachloroethane	ug/l	**	<3U	<3U	<3U	<3U	<3U	<3U	<3U
Nitrobenzene	ug/l	**	<5U	<5U	<5U	<5U	<5U	<5U	<5U

Volatile Organic Compounds (VOCs)

1,1,1,2-Tetrachloroethane	ug/l	**	<0.5U	<0.5U	<0.5U	<0.5U	<0.5U	<0.5U	<0.5U
1,1,1-trichloroethane	ug/l	200	<0.5U	<0.5U	<0.5U	<0.5U	<0.5U	<0.5U	<0.5U
1,1,2,2-Tetrachloroethane	ug/l	**	<0.5U	<0.5U	<0.5U	<0.5U	<0.5U	<0.5U	<0.5U
1,1,2-Trichloroethane	ug/l	5	<0.5U	<0.5U	<0.5U	<0.5U	<0.5U	<0.5U	<0.5U
1,1-Dichloroethane	ug/l	**	<0.5U	<0.5U	<0.5U	<0.5U	<0.5U	<0.5U	<0.5U
1,1-Dichloroethylene	ug/l	7	<0.5U	<0.5U	<0.5U	<0.5U	<0.5U	<0.5U	<0.5U
1,1-Dichloropropene	ug/l	**	<0.5U	<0.5U	<0.5U	<0.5U	<0.5U	<0.5U	<0.5U
1,2,3-Trichlorobenzene	ug/l	**	<0.5U	<0.5U	<0.5U	<0.5U	<0.5U	<0.5U	<0.5U
1,2,3-Trichloropropane	ug/l	**	<0.5U	<0.5U	<0.5U	<0.5U	<0.5U	<0.5U	<0.5U
1,2-Dibromoethane	ug/l	**	<0.5U	<0.5U	<0.5U	<0.5U	<0.5U	<0.5U	<0.5U
1,2-Dichloroethane	ug/l	5	<0.5U	<0.5U	<0.5U	5.5	3.6	<0.5U	<0.5U
1,2-Dichloropropane	ug/l	**	<0.5U	<0.5U	<0.5U	<0.5U	<0.5U	<0.5U	<0.5U
1,3-Dichloropropane	ug/l	**	<0.5U	<0.5U	<0.5U	<0.5U	<0.5U	<0.5U	<0.5U
1,3-Dichloropropene	ug/l	**	<1U	<1U	<1U	<1U	<1U	<1U	<1U
1,4-Dioxane	ug/l	**	<4U	<4U	<4U	<4U	<4U	<4U	<4U
2-Hexanone	ug/l	**	<2.5U	<2.5U	<2.5U	<2.5U	<2.5U	<2.5U	<2.5U
Acetone	ug/l	**	<5U	<5U	<5U	<5U	<5U	<5U	<5U
Benzene	ug/l	5	<0.5U	<0.5U	<0.5U	<0.5U	<0.5U	<0.5U	<0.5U
Benzene, 1,2,4-trimethyl	ug/l	**	<0.5U	<0.5U	<0.5U	<0.5U	<0.5U	<0.5U	<0.5U

Print Date: 12/15/2008

Page 2

** No Applicable Regulatory Standard

Exceedences of the regulatory standard are printed in bold. # = Reporting limit exceeds regulatory standard. NOC = Not of Concern.

QUALIFIERS: U = Constituent not detected above Method Detection Limit (MDL). J = Estimated Value. < = Indicates that the reported concentration is the Method Detection Limit (MDL). D = Compound identified at a secondary dilution factor. B = Analyte reported in associated field or trip blank. N = Tentatively Identified Compound (TIC). Y = Tentatively Identified Compound (TIC) also identified in Method Blank. E = Reported result is over instrument calibration range. This result is an estimate; the true result may be higher. C = Calibration verification recovery was above the method control limit for this analyte. Analyte not detected, data not impacted.

Analytical Chemistry Report

Calvert Citgo 2815 Northeast Rd North East, Maryland

REPSG Project No.: 005977

Matrix: Water

Sample Date: 11/24/2008

Regulatory Standard*:

EPA National Primary Drinking Water Standards: Office OF Water. June 2003

Constituent	Unit	*Standard	Location:	DW-001	DW-002	DW-003	DW-004	DW-005	DW-006
			Date:	11/24/2008	11/24/2008	11/24/2008	11/24/2008	11/24/2008	11/24/2008
			Depth (ft):	NA	NA	NA	NA	NA	NA
Benzene, 1,3,5-trimethyl-	ug/l	**		<0.5U	<0.5U	<0.5U	<0.5U	<0.5U	<0.5U
Bromobenzene	ug/l	**		<0.5U	<0.5U	<0.5U	<0.5U	<0.5U	<0.5U
Bromodichloromethane	ug/l	**		<0.5U	<0.5U	<0.5U	<0.5U	<0.5U	<0.5U
Bromoform	ug/l	**		<0.5U	<0.5U	<0.5U	<0.5U	<0.5U	<0.5U
Carbon disulfide	ug/l	**		<0.5U	<0.5U	<0.5U	<0.5U	<0.5U	<0.5U
Carbon tetrachloride	ug/l	5		<0.5U	<0.5U	<0.5U	<0.5U	<0.5U	<0.5U
Chlorobenzene	ug/l	100		<0.5U	<0.5U	<0.5U	<0.5U	<0.5U	<0.5U
Chlorobromomethane	ug/l	**		<0.5U	<0.5U	<0.5U	<0.5U	<0.5U	<0.5U
Chloroethane	ug/l	**		<0.5U	<0.5U	<0.5U	<0.5U	<0.5U	<0.5U
Chloroform	ug/l	**		1	<0.5U	<0.5U	<0.5U	<0.5U	<0.5U
cis-1,2-Dichloroethylene	ug/l	70		<0.5U	<0.5U	<0.5U	<0.5U	<0.5U	<0.5U
cis-1,3-Dichloropropene	ug/l	**		<0.5U	<0.5U	<0.5U	<0.5U	<0.5U	<0.5U
Cymene	ug/l	**		<0.5U	<0.5U	<0.5U	<0.5U	<0.5U	<0.5U
Dibromochloromethane	ug/l	**		<0.5U	<0.5U	<0.5U	<0.5U	<0.5U	<0.5U
Dichlorodifluoromethane	ug/l	**		<0.5U	<0.5U	<0.5U	<0.5U	<0.5U	<0.5U
Diethyl ether	ug/l	**		<0.5U	0.27	<0.5U	<0.5U	0.26	<0.5U
Ethyl tert-butyl ether	ug/l	**		<0.5U	<0.5U	<0.5U	<0.5U	<0.5U	<0.5U
Ethylbenzene	ug/l	700		<0.5U	<0.5U	<0.5U	<0.5U	<0.5U	<0.5U
Isopropyl benzene	ug/l	**		<0.5U	<0.5U	<0.5U	<0.5U	<0.5U	<0.5U
Isopropyl Ether	ug/l	**		1.9	<0.5U	0.25	3.8	3.5	<0.5U
m/p-xylene	ug/l	**		<1U	<1U	<1U	<1U	<1U	<1U

Print Date: 12/15/2008

Page 3

** No Applicable Regulatory Standard

Exceedences of the regulatory standard are printed in bold. # = Reporting limit exceeds regulatory standard. NOC = Not of Concern.

QUALIFIERS: U = Constituent not detected above Method Detection Limit (MDL). J = Estimated Value. < = Indicates that the reported concentration is the Method Detection Limit (MDL). D = Compound identified at a secondary dilution factor. B = Analyte reported in associated field or trip blank. N = Tentatively Identified Compound (TIC). Y = Tentatively Identified Compound (TIC) also identified in Method Blank. E = Reported result is over instrument calibration range. This result is an estimate; the true result may be higher. C = Calibration verification recovery was above the method control limit for this analyte. Analyte not detected, data not impacted.

Analytical Chemistry Report

Calvert Citgo 2815 Northeast Rd North East, Maryland

REPSG Project No.: 005977

Matrix: Water

Sample Date: 11/24/2008

Regulatory Standard*:

EPA National Primary Drinking Water Standards: Office OF Water. June 2003

Constituent	Unit	*Standard	Location:	DW-001	DW-002	DW-003	DW-004	DW-005	DW-006
			Date:	11/24/2008	11/24/2008	11/24/2008	11/24/2008	11/24/2008	11/24/2008
			Depth (ft):	NA	NA	NA	NA	NA	NA
Methyl bromide	ug/l	**		<0.5U	<0.5U	<0.5U	<0.5U	<0.5U	<0.5U
Methyl chloride	ug/l	**		<0.5U	<0.5U	<0.5U	<0.5U	<0.5U	<0.5U
Methyl ethyl ketone	ug/l	**		<2.5U	<2.5U	<2.5U	<2.5U	<2.5U	<2.5U
Methyl isobutylketone (MIBK)	ug/l	**		<2.5U	<2.5U	<2.5U	<2.5U	<2.5U	<2.5U
Methyl tert-butyl ether	ug/l	20		18.1	<0.5U	0.49	216	277	0.33
Methylene bromide	ug/l	**		<0.5U	<0.5U	<0.5U	<0.5U	<0.5U	<0.5U
Methylene chloride	ug/l	5		<0.5U	<0.5U	<0.5U	<0.5U	<0.5U	<0.5U
n-Butylbenzene	ug/l	**		<0.5U	<0.5U	<0.5U	<0.5U	<0.5U	<0.5U
n-Propylbenzene	ug/l	**		<0.5U	<0.5U	<0.5U	<0.5U	<0.5U	<0.5U
o-Chlorotoluene	ug/l	**		<0.5U	<0.5U	<0.5U	<0.5U	<0.5U	<0.5U
o-Xylene	ug/l	**		<0.5U	<0.5U	<0.5U	<0.5U	<0.5U	<0.5U
p-Chlorotoluene	ug/l	**		<0.5U	<0.5U	<0.5U	<0.5U	<0.5U	<0.5U
sec-Butylbenzene	ug/l	**		<0.5U	<0.5U	<0.5U	<0.5U	<0.5U	<0.5U
sec-Dichloropropane	ug/l	**		<0.5U	<0.5U	<0.5U	<0.5U	<0.5U	<0.5U
Styrene	ug/l	100		<0.5U	<0.5U	<0.5U	<0.5U	<0.5U	<0.5U
Tert-Amyl alcohol	ug/l	**		<4U	<4U	<4U	56.3	35.9	<4U
TERT-AMYL ETHYL ETHER	ug/l	**		<0.5U	<0.5U	<0.5U	<0.5U	<0.5U	<0.5U
tert-Butylalcohol	ug/l	**		<4U	<4U	<4U	1500	554	<4U
tert-Butylbenzene	ug/l	**		<0.5U	<0.5U	<0.5U	<0.5U	<0.5U	<0.5U
Tetrachloroethylene	ug/l	5		<0.5U	<0.5U	<0.5U	<0.5U	<0.5U	<0.5U
Tetrahydrofuran	ug/l	**		<3U	<3U	<3U	<3U	<3U	<3U

Print Date: 12/15/2008

Page 4

** No Applicable Regulatory Standard

Exceedences of the regulatory standard are printed in bold. # = Reporting limit exceeds regulatory standard. NOC = Not of Concern.

QUALIFIERS: U = Constituent not detected above Method Detection Limit (MDL). J = Estimated Value. < = Indicates that the reported concentration is the Method Detection Limit (MDL). D = Compound identified at a secondary dilution factor. B = Analyte reported in associated field or trip blank. N = Tentatively Identified Compound (TIC). Y = Tentatively Identified Compound (TIC) also identified in Method Blank. E = Reported result is over instrument calibration range. This result is an estimate; the true result may be higher. C = Calibration verification recovery was above the method control limit for this analyte. Analyte not detected, data not impacted.

Analytical Chemistry Report

Calvert Citgo 2815 Northeast Rd North East, Maryland

REPSG Project No.: 005977

Matrix: Water
Sample Date: 11/24/2008

Regulatory Standard*:

EPA National Primary Drinking Water Standards: Office OF Water. June 2003

Constituent	Unit	*Standard	Location:	DW-001	DW-002	DW-003	DW-004	DW-005	DW-006
			Date:	11/24/2008	11/24/2008	11/24/2008	11/24/2008	11/24/2008	11/24/2008
			Depth (ft):	NA	NA	NA	NA	NA	NA
Toluene	ug/l	1000		<0.5U	<0.5U	<0.5U	<0.5U	<0.5U	<0.5U
trans-1,2-Di-chloroethylene	ug/l	100		<0.5U	<0.5U	<0.5U	<0.5U	<0.5U	<0.5U
trans-1,3-Dichloropropene	ug/l	**		<0.5U	<0.5U	<0.5U	<0.5U	<0.5U	<0.5U
Trichloroethylene	ug/l	5		<0.5U	<0.5U	<0.5U	<0.5U	<0.5U	<0.5U
Trichlorofluoromethane	ug/l	**		<0.5U	<0.5U	<0.5U	<0.5U	<0.5U	<0.5U
Vinyl chloride	ug/l	2		<0.5U	<0.5U	<0.5U	<0.5U	<0.5U	<0.5U
Xylene (total)	ug/l	10000		<1.5U	<1.5U	<1.5U	<1.5U	<1.5U	<1.5U
Volatile/Semi-Volatile Organic Compounds (V/SVOCs)									
1,2,4-Trichlorobenzene	ug/l	70		<0.5U	<0.5U	<0.5U	<0.5U	<0.5U	<0.5U
Hexachlorobutadiene	ug/l	**		<0.5U	<0.5U	<0.5U	<0.5U	<0.5U	<0.5U
m-Dichlorobenzene	ug/l	**		<0.5U	<0.5U	<0.5U	0.34	<0.5U	<0.5U
Naphthalene	ug/l	**		<0.5U	<0.5U	<0.5U	<0.5U	<0.5U	<0.5U
o-Dichlorobenzene	ug/l	600		<0.5U	<0.5U	<0.5U	<0.5U	<0.5U	<0.5U
p-Dichlorobenzene	ug/l	75		<0.5U	<0.5U	<0.5U	0.23	0.23	<0.5U

Constituent	Unit	*Standard	Location:	DW-007
			Date:	11/24/2008
			Depth (ft):	NA

Not Otherwise Specified

1,1,-dichloropropanone	ug/l	**		<4U
------------------------	------	----	--	-----

Print Date: 12/15/2008

Page 5

** No Applicable Regulatory Standard

Exceedences of the regulatory standard are printed in bold. # = Reporting limit exceeds regulatory standard. NOC = Not of Concern.

QUALIFIERS: U = Constituent not detected above Method Detection Limit (MDL). J = Estimated Value. < = Indicates that the reported concentration is the Method Detection Limit (MDL). D = Compound identified at a secondary dilution factor. B = Analyte reported in associated field or trip blank. N = Tentatively Identified Compound (TIC). Y = Tentatively Identified Compound (TIC) also identified in Method Blank. E = Reported result is over instrument calibration range. This result is an estimate; the true result may be higher. C = Calibration verification recovery was above the method control limit for this analyte. Analyte not detected, data not impacted.

Analytical Chemistry Report

Calvert Citgo 2815 Northeast Rd North East, Maryland

REPSG Project No.: 005977

Matrix: Water
Sample Date: 11/24/2008

Regulatory Standard*:

EPA National Primary Drinking Water Standards: Office OF Water. June 2003

Constituent	Unit	*Standard	Location:	DW-007
			Date:	11/24/2008
			Depth (ft):	NA
2-Nitropropane	ug/l	**		<3U
Acrylonitrile	ug/l	**		<2.5U
Allyl chloride	ug/l	**		<0.5U
Chloroacetonitrile	ug/l	**		<2.5U
Chlorobutane, 1-	ug/l	**		<1U
DBCP	ug/l	0.2		<0.5U#
Dichlorofluoromethane	ug/l	**		<0.5U
Ethyl cyanide	ug/l	**		<2.5U
Ethyl methacrylate	ug/l	**		<0.5U
Isopropanol	ug/l	**		<25U
Methacrylonitrile	ug/l	**		<1U
Methyl acrylate	ug/l	**		<1U
Methyl iodide	ug/l	**		<0.5U
Methyl methacrylate	ug/l	**		<0.5U
n-Hexane	ug/l	**		<0.5U
Pentachloroethane	ug/l	**		<0.5U
TERT-AMYL METHYL ETHER	ug/l	**		<0.5U
trans-1,4-Dichloro-2-butene	ug/l	**		<1U
Vinyl Acetate	ug/l	**		<0.5U
Semi-Volatile Organic Compounds (SVOCs)				
Hexachloroethane	ug/l	**		<3U

Print Date: 12/15/2008

Page 6

** No Applicable Regulatory Standard

Exceedences of the regulatory standard are printed in bold. # = Reporting limit exceeds regulatory standard. NOC = Not of Concern.

QUALIFIERS: U = Constituent not detected above Method Detection Limit (MDL). J = Estimated Value. < = Indicates that the reported concentration is the Method Detection Limit (MDL). D = Compound identified at a secondary dilution factor. B = Analyte reported in associated field or trip blank. N = Tentatively Identified Compound (TIC). Y = Tentatively Identified Compound (TIC) also identified in Method Blank. E = Reported result is over instrument calibration range. This result is an estimate; the true result may be higher. C = Calibration verification recovery was above the method control limit for this analyte. Analyte not detected, data not impacted.

Analytical Chemistry Report

Calvert Citgo 2815 Northeast Rd North East, Maryland

REPSG Project No.: 005977

Matrix: Water
Sample Date: 11/24/2008

Regulatory Standard*:

EPA National Primary Drinking Water Standards: Office OF Water. June 2003

Constituent	Unit	*Standard	Location:	DW-007
			Date:	11/24/2008
			Depth (ft):	NA
Nitrobenzene	ug/l	**		<5U
Volatile Organic Compounds (VOCs)				
1,1,1,2-Tetrachloroethane	ug/l	**		<0.5U
1,1,1-trichloroethane	ug/l	200		<0.5U
1,1,2,2-Tetrachloroethane	ug/l	**		<0.5U
1,1,2-Trichloroethane	ug/l	5		<0.5U
1,1-Dichloroethane	ug/l	**		<0.5U
1,1-Dichloroethylene	ug/l	7		<0.5U
1,1-Dichloropropene	ug/l	**		<0.5U
1,2,3-Trichlorobenzene	ug/l	**		<0.5U
1,2,3-Trichloropropane	ug/l	**		<0.5U
1,2-Dibromoethane	ug/l	**		<0.5U
1,2-Dichloroethane	ug/l	5		<0.5U
1,2-Dichloropropane	ug/l	**		<0.5U
1,3-Dichloropropane	ug/l	**		<0.5U
1,3-Dichloropropene	ug/l	**		<1U
1,4-Dioxane	ug/l	**		<4U
2-Hexanone	ug/l	**		<2.5U
Acetone	ug/l	**		<5U
Benzene	ug/l	5		<0.5U
Benzene, 1,2,4-trimethyl	ug/l	**		<0.5U

Print Date: 12/15/2008

Page 7

** No Applicable Regulatory Standard

Exceedences of the regulatory standard are printed in bold. # = Reporting limit exceeds regulatory standard. NOC = Not of Concern.

QUALIFIERS: U = Constituent not detected above Method Detection Limit (MDL). J = Estimated Value. < = Indicates that the reported concentration is the Method Detection Limit (MDL). D = Compound identified at a secondary dilution factor. B = Analyte reported in associated field or trip blank. N = Tentatively Identified Compound (TIC). Y = Tentatively Identified Compound (TIC) also identified in Method Blank. E = Reported result is over instrument calibration range. This result is an estimate; the true result may be higher. C = Calibration verification recovery was above the method control limit for this analyte. Analyte not detected, data not impacted.

Analytical Chemistry Report

Calvert Citgo 2815 Northeast Rd North East, Maryland

REPSG Project No.: 005977

Matrix: Water
Sample Date: 11/24/2008

Regulatory Standard*:

EPA National Primary Drinking Water Standards: Office OF Water. June 2003

Constituent	Unit	*Standard	Location:	DW-007
			Date:	11/24/2008
			Depth (ft):	NA
Benzene, 1,3,5-trimethyl-	ug/l	**		<0.5U
Bromobenzene	ug/l	**		<0.5U
Bromodichloromethane	ug/l	**		<0.5U
Bromoform	ug/l	**		<0.5U
Carbon disulfide	ug/l	**		<0.5U
Carbon tetrachloride	ug/l	5		<0.5U
Chlorobenzene	ug/l	100		<0.5U
Chlorobromomethane	ug/l	**		<0.5U
Chloroethane	ug/l	**		<0.5U
Chloroform	ug/l	**		<0.5U
cis-1,2-Dichloroethylene	ug/l	70		<0.5U
cis-1,3-Dichloropropene	ug/l	**		<0.5U
Cymene	ug/l	**		<0.5U
Dibromochloromethane	ug/l	**		<0.5U
Dichlorodifluoromethane	ug/l	**		<0.5U
Diethyl ether	ug/l	**		<0.5U
Ethyl tert-butyl ether	ug/l	**		<0.5U
Ethylbenzene	ug/l	700		<0.5U
Isopropyl benzene	ug/l	**		<0.5U
Isopropyl Ether	ug/l	**		<0.5U
m/p-xylene	ug/l	**		<1U

Print Date: 12/15/2008

Page 8

** No Applicable Regulatory Standard

Exceedences of the regulatory standard are printed in bold. # = Reporting limit exceeds regulatory standard. NOC = Not of Concern.

QUALIFIERS: U = Constituent not detected above Method Detection Limit (MDL). J = Estimated Value. < = Indicates that the reported concentration is the Method Detection Limit (MDL). D = Compound identified at a secondary dilution factor. B = Analyte reported in associated field or trip blank. N = Tentatively Identified Compound (TIC). Y = Tentatively Identified Compound (TIC) also identified in Method Blank. E = Reported result is over instrument calibration range. This result is an estimate; the true result may be higher. C = Calibration verification recovery was above the method control limit for this analyte. Analyte not detected, data not impacted.

Analytical Chemistry Report

Calvert Citgo 2815 Northeast Rd North East, Maryland

REPSG Project No.: 005977

Matrix: Water
Sample Date: 11/24/2008

Regulatory Standard*:

EPA National Primary Drinking Water Standards: Office OF Water. June 2003

Constituent	Unit	*Standard	Location:	DW-007
			Date:	11/24/2008
			Depth (ft):	NA
Methyl bromide	ug/l	**		<0.5U
Methyl chloride	ug/l	**		<0.5U
Methyl ethyl ketone	ug/l	**		<2.5U
Methyl isobutylketone (MIBK)	ug/l	**		<2.5U
Methyl tert-butyl ether	ug/l	20		<0.5U
Methylene bromide	ug/l	**		<0.5U
Methylene chloride	ug/l	5		<0.5U
n-Butylbenzene	ug/l	**		<0.5U
n-Propylbenzene	ug/l	**		<0.5U
o-Chlorotoluene	ug/l	**		<0.5U
o-Xylene	ug/l	**		<0.5U
p-Chlorotoluene	ug/l	**		<0.5U
sec-Butylbenzene	ug/l	**		<0.5U
sec-Dichloropropane	ug/l	**		<0.5U
Styrene	ug/l	100		<0.5U
Tert-Amyl alcohol	ug/l	**		<4U
TERT-AMYL ETHYL ETHER	ug/l	**		<0.5U
tert-Butylalcohol	ug/l	**		<4U
tert-Butylbenzene	ug/l	**		<0.5U
Tetrachloroethylene	ug/l	5		<0.5U
Tetrahydrofuran	ug/l	**		<3U

Print Date: 12/15/2008

Page 9

** No Applicable Regulatory Standard

Exceedences of the regulatory standard are printed in bold. # = Reporting limit exceeds regulatory standard. NOC = Not of Concern.

QUALIFIERS: U = Constituent not detected above Method Detection Limit (MDL). J = Estimated Value. < = Indicates that the reported concentration is the Method Detection Limit (MDL). D = Compound identified at a secondary dilution factor. B = Analyte reported in associated field or trip blank. N = Tentatively Identified Compound (TIC). Y = Tentatively Identified Compound (TIC) also identified in Method Blank. E = Reported result is over instrument calibration range. This result is an estimate; the true result may be higher. C = Calibration verification recovery was above the method control limit for this analyte. Analyte not detected, data not impacted.

Analytical Chemistry Report

Calvert Citgo 2815 Northeast Rd North East, Maryland

REPSG Project No.: 005977

Matrix: Water
Sample Date: 11/24/2008

Regulatory Standard*:

EPA National Primary Drinking Water Standards: Office OF Water. June 2003

Constituent	Unit	*Standard	Location:	DW-007
			Date:	11/24/2008
			Depth (ft):	NA
Toluene	ug/l	1000		<0.5U
trans-1,2-Di-chloroethylene	ug/l	100		<0.5U
trans-1,3-Dichloropropene	ug/l	**		<0.5U
Trichloroethylene	ug/l	5		<0.5U
Trichlorofluoromethane	ug/l	**		<0.5U
Vinyl chloride	ug/l	2		<0.5U
Xylene (total)	ug/l	10000		<1.5U

Volatile/Semi-Volatile Organic Compounds (V/SVOCs)				
1,2,4-Trichlorobenzene	ug/l	70		<0.5U
Hexachlorobutadiene	ug/l	**		<0.5U
m-Dichlorobenzene	ug/l	**		<0.5U
Naphthalene	ug/l	**		<0.5U
o-Dichlorobenzene	ug/l	600		<0.5U
p-Dichlorobenzene	ug/l	75		<0.5U

Print Date: 12/15/2008

Page 10

** No Applicable Regulatory Standard

Exceedences of the regulatory standard are printed in bold. # = Reporting limit exceeds regulatory standard. NOC = Not of Concern.

QUALIFIERS: U = Constituent not detected above Method Detection Limit (MDL). J = Estimated Value. < = Indicates that the reported concentration is the Method Detection Limit (MDL). D = Compound identified at a secondary dilution factor. B = Analyte reported in associated field or trip blank. N = Tentatively Identified Compound (TIC). Y = Tentatively Identified Compound (TIC) also identified in Method Blank. E = Reported result is over instrument calibration range. This result is an estimate; the true result may be higher. C = Calibration verification recovery was above the method control limit for this analyte. Analyte not detected, data not impacted.

Vicinity Well Information Table

Located between 1,000 feet and 0.5 miles of the Site

Permit No.	Location	Water Usage	Completion Date	Depth (ft)	Pump Rate	Level Before	Level During	Replacement	Screen Type	Top Screen	Bottom Screen	Latitude (Deg. Decimal)	Longitude (Deg. Decimal)
CE812195	N FIELD CREST DR	DW	10-Jul-86	120	22	25	35	N	HO	78	120	39.690629	75.976357
CE812345	FURROW LA	DW	05-Aug-86	126	40	20	40	N	HO	77	126	39.690629	75.976357
CE812474	FIELDCREST DR	DW	07-Oct-86	110	15	35	85	N	HO	60	110	39.690629	75.976357
CE813043	RT 272	DW	05-Aug-87	260	4	30	150	N	HO	80	260	39.690629	75.976357
CE813687	MD 272	DW	17-Mar-88	169	5	20	80	N	HO	64	169	39.690629	75.976357
CE881268	N FIELDCREST DRIVE	DW	20-Jun-90	400	3	40	300	N	HO	80	400	39.690629	75.976357
CE881364	N FIELD CREST DRIVE	DW	15-Sep-90	420	2	45	400	N	HO	64	420	39.690629	75.976357
CE882014	MD 272	DW	02-Oct-91	400	3	18	240	N	HO	90	400	39.690629	75.976357
CE945053	289 N FIELDCREST DR	DW	07-Dec-01	225	8	17	120	Y	HO	35	225	39.690629	75.976357
CE881235	N FIELD CREST DRIVE	DW	19-Jun-90	300	6	40	200	N	HO	80	300	39.69066	75.97991
CE943546	564 TRINITY CHURCH RD	DW	20-Sep-99	225	10	28	98	N	HO	90	225	39.690691	75.983463
CE880058	MD 272	DW	27-Sep-88	107	12	20	70	N	HO	82	107	39.693436	75.983423
CE950678	2780 NORTH EAST RD	DW	16-Nov-04	500	3	18	285	N	HO	67	500	39.69618	75.983384
CE951470	2794 NORTH EAST RD	DW	17-Mar-06	200	10	18	95	N	HO	70	200	39.69618	75.983384
CE700106	OLD CALVERT RD	DW	30-Oct-69	123	5	36	100	Y	HO	80	123	39.696211	75.986937
CE700117	MD 273	DW	18-Nov-69	75	6	25	46	N	HO	40	75	39.696211	75.986937
CE720189	MD 273	DW	19-Nov-71	102	8	8	102	N	HO	73	102	39.696211	75.986937
CE720403	LOMBARD	DW	11-Dec-72	94	7	30	37	N	HO	58	94	39.696211	75.986937
CE730164	TRINITY CHURCH RD	DW	25-Oct-72	148	7	10	140	N	HO	124	148	39.696211	75.986937
CE730207	MD 272	DW	13-Apr-73	140	20	25	100	N	HO	100	140	39.696211	75.986937
CE730208	MD 272	DW	10-Apr-73	135	20	22	80	N	HO	118	135	39.696211	75.986937
CE730714	POST	DW	23-Jan-74	123	12	30	90	N	HO	70	123	39.696211	75.986937
CE732044	LOMBARD	DW	14-Jun-77	180	8	12	80	N	HO	87	180	39.696211	75.986937
CE732506	MD 272	DW	18-Nov-78	82	60	23	82	N	HO	67	82	39.696211	75.986937
CE811725	CROSS KEYS RD	DW	30-Aug-85	112	10	40	70	S	HO	90	112	39.696211	75.986937
CE880654	CALVERT RD	DW	02-Aug-89	127	7	20	60	Y	HO	88	127	39.696211	75.986937
CE920057	CALVERT RD	DW	22-Oct-92	134	8	30	110	N	HO	96	134	39.696211	75.986937
CE942556	CALVERT RD	DW	01-Jul-98	220	8	18	40	Y	HO	95	220	39.696211	75.986937
CE946381	TRINITY CHURCH RD	DW	21-Oct-03	200	30	15	40	S	HO	135	200	39.696211	75.986937
CE810092	TELEGRAPH RD	DW	28-Sep-81	119	15	25	50	N	HO	109	119	39.701578	75.972644
CE812601	ROSE BANK RD	DW	16-Dec-86	140	15	20	95	S	HO	100	148	39.70167	75.983305
CE920218	WALNUT GARDEN RD	DW	11-Feb-93	89	10	18	70	N	HO	80	89	39.70167	75.983305
CE945565	120 QUAKER LANE	DW	12-Aug-02	250	10	25	80	Y	HO	81	250	39.70167	75.983305
CE945832	LOMBARD RD	F	14-Nov-02	300	20	18	45	S	HO	115	300	39.70164	75.979751
CE733603	MD 273	I	23-Jan-81	365	16	40	225	N	HO	132	365	39.700436	75.985387

Located between 500 feet and 1,000 feet of the Site													
Permit No.	Location	Water Usage	Completion Date	Depth (ft)	Pump Rate	Level Before	Level During	Replacement	Screen Type	Top Screen	Bottom Screen	Latitude (Deg. Decimal)	Longitude (Deg. Decimal)
CE920338	BRICK MEETING HOUSE	DW	05-May-93	173	10	5	80	Y	HO	90	173	39.698895	75.979791
CE946125	BRICK MEETING HOUSE	DW	03-Apr-03	180	10	15	35	S	HO	103	180	39.698895	75.979791
CE943910	NORTH EAST RD	I	24-May-00	225	10	15	35	N	PL	10	225	39.698895	75.979791
Located within 500 feet of the Site													
Permit No.	Location	Water Usage	Completion Date	Depth (ft)	Pump Rate	Level Before	Level During	Replacement	Screen Type	Top Screen	Bottom Screen	Latitude (Deg. Decimal)	Longitude (Deg. Decimal)
CE951475	2770 NORTH EAST RD	DW	16-Mar-06	250	15	12	110	N	HO	65	250	39.69615	75.97983
CE951499	2802 NORTH EAST RD	DW	24-Mar-06	250	10	17	115	N	HO	87	250	39.69615	75.97983
CE810261	RTE 272	DW	15-Apr-82	155	12	40	80	N	HO	123	155	39.698	75.979616
CE037137		I	25-Nov-59	102	12	25						39.696963	75.979514
WATER USE CODE													
DW: Combination code for: Home or Public Use; F: Farm (livestock watering & Agricultural Irrigation); I: Industrial, Commercial, State and Federal Gov. (required an appropriation permit).													
CASING & SCREEN CODES													
PL = Plastic; HO= Open Hole													

Calvert Citgo
December 18, 2008

Site Assessment Report
2815 North East Road., Town of North East
Cecil County, MD
MDE Case No. 92-2616-CE
REPSG Project Reference No. 005977.130.01

ATTACHMENT 3: REPSG STANDARD OPERATING PROCEDURES

Standard Operating Procedure for Soil Sampling

Page 1 of 3

Equipment Requirements:

- Decontamination supplies
- Sample bottles
- Preservation supplies
- Shipping containers
- Field documentation material

Procedures:

1. Decontamination Procedures

Non-aqueous matrix field sampling equipment cleaning and decontamination procedures are as follows:

1. Laboratory grade glassware detergent and tap water scrub to remove visual contamination.
2. Generous tap water rinse.
3. Distilled and de-ionized water rinse.

All sampling equipment is decontaminated prior to use, and field decontaminated between each separate sampling event.

2. Soil Sampling

1. Bucket Auger (to be used for: BNS, TPH, TOC, Acid Extractables)

- a) Remove unnecessary non-soil material from the sampling point.
- b) Attach the bucket and handle to an extension rod.
- c) Continue boring until the desired depth is attained.
- d) Use a second decontaminated auger to collect the sample.
- e) Wearing new surgical gloves, transfer the sample using a decontaminated hand trowel, into an appropriate, labeled container.
- f) When collecting samples at depths greater than 12 inches, it is advisable to discard 1/2 inch of material on the top of the auger due to cave in.

2. Soil Corer (to be used for Volatile Organics)

- a) Insert collection tube into the sampler
- b) Remove unnecessary non-soil material from the sampling point.
- c) Attach the corer and handle to an extension rod.
- d) Continue boring until the desired depth is attained.
- e) Wearing new surgical gloves, remove the collection tube and transfer to a sample container.

Standard Operating Procedure for Soil Sampling

Page 2 of 3

3. Hand Trowel

- a) Clear surface debris
- b) Collect sample from 0-24 inches using a decontaminated hand trowel
- c) Wearing new surgical gloves, transfer the sample to the container

4. Backhoe Sampling

- a) Begin with a steam cleaned backhoe
- b) Operate the backhoe in a deliberate fashion removing <6 inches of soil per scoop
- c) Once selected depth is attained, steam clean backhoe bucket
- d) Excavate sample into bucket
- e) Wearing new surgical gloves, remove a sample, using a decontaminated hand trowel. The sample is obtained from the front of the bucket, in an area not in contact with the machinery surface.
- f) Place the sample into a decontaminated stainless steel bucket, and mix the sample to homogenize
- g) Place the homogenized sample into an appropriate, labeled sampling container.

5. Split Spoon Sampling

- a) Begin with decontaminated stainless steel split spoon sampler
- b) Advance Split Spoon to desired depth
- c) Wearing new surgical gloves, retrieve the sampler
- d) Split the sampler and retrieve the soil core
- e) Place the undisturbed soil core into an appropriate, labeled sampling container.

6. Manual Geoprobe

- a) Insert collection tube into the sampler
- b) Attach the corer and handle to an extension rod
- c) Insert coring point and primary extension rod
- d) Attach extension coupling, reverse- thread stopper, and anvil to the corer
- e) Hammer corer to desired depth and release the reverse-thread stopper
- f) Continue to hammer corer to collect soil matrix from desired depth
- g) Wearing new surgical gloves, remove the collection tube and transfer to a sample container
- h) Repeat decontamination procedures prior to re-use

7. EnCore™ Samplers

- a) Using T-handle, push sampler into soil until coring body is completely full
- b) Remove sampler from soil and wipe excess soil from coring body exterior
- c) Cap coring body while it is still on T-handle. Push and twist cap over bottom until grooves on locking arms seat over ridge on coring body. Cap must be seated to seal sampler.

Standard Operating Procedure for Soil Sampling

Page 3 of 3

- d) Remove the capped sampler from T-handle and lock plunger by rotating plunger rod counter clockwise until wings rest firmly against tab
- e) Attach completed label to cap on coring body and return core to zipper bag
- f) Seal bag and put on ice

3. Sample Preservation and Transport

1. Samples will be transferred from sampling devices to appropriately preserved and labeled sampling containers.
2. After they are packaged, samples will be placed into a cooler and maintained at 4⁰C immediately.
3. Samples will be delivered, within allowable holding times, with an appropriate chain of custody, to a state certified laboratory for analysis.¹

¹ Sampling Protocol based on ASTM Standard D4700, Description and Sampling of Contaminated Soils: A Field Pocket Guide (EPA/625/12-91/002)



GROUNDWATER SAMPLING PROTOCOL

The following is the standard sampling procedure used by React Environmental Professional Services Group, Inc. for the purpose of sampling ground water from monitoring wells¹.

Purging

All equipment entering each of the wells is dedicated solely to that well. All equipment was decontaminated and handled with new surgical gloves throughout the sampling procedure. Immediately prior to sampling, the technician records field measurements of indicator parameters such as: temperature, pH, specific conductance and dissolved oxygen. These parameters are measured in the purge water during purging until they stabilize. This is done to allow a representative sample of the aquifer to flow into the well.

Sample Collection

All equipment entering the well, and all sampling containers are safely stored away from potential sources of contamination during transportation. Surgical gloves are changed between each sample location.

Ground Water Sampling

After evacuation of the required volume of water from the well, a representative ground water sample is developed. A decontaminated Teflon Bottom-Fill Check Valve Bailer is lowered in the well by using a new length of PTFE cord. The bailer is retrieved and the sample is transferred to the appropriate containers. Samples analyzed for volatile organic compounds are collected utilizing VOA samplers.

VOA samplers are inserted into the bottom of the bailer, allowing samples to be collected without induced volatilization through top of bailer sample collection techniques. Vials are filled, leaving no headspace or air bubbles, and sealed. All sample containers are labeled on-site and stored for transport to the lab.

¹ Sampling protocol developed in accordance with ASTM Standard D 4448.



WELL WATER SAMPLING PROTOCOL

The following is the standard sampling procedure used by React Environmental Professional Services Group, Inc. for the purpose of sampling ground water from drinking wells.

Purging

Immediately prior to sampling, the technician must purge, or evacuate, three to five times the well volume. This is done to remove stagnant water and allow a representative sample of the aquifer to flow into the well. Evacuation is done by allowing a tap to run for 15 minutes or longer.

Sample Collection

Sampling should be collected from the tap closest to the pump well. If the samples are collected after a treatment unit, the size, and purpose of the unit should be noted on sample sheets and in the field logbook. All screens, if they exist, should be removed prior to sampling for bacteria, or for volatile organics.

All sampling containers are safely stored away from potential sources of contamination during transportation. Surgical gloves are changed between each sample location.

Ground Water Sampling

Water is transferred to the appropriate containers directly from the tap. Vials are filled, leaving no headspace or air bubbles, and sealed. All sample containers are labeled on-site and stored for transport to the lab.

Calvert Citgo
December 18, 2008

Site Assessment Report
2815 North East Road., Town of North East
Cecil County, MD
MDE Case No. 92-2616-CE
REPSG Project Reference No. 005977.130.01

ATTACHMENT 4: SOIL BORING LOGS



REPSG

React Environmental
Professional Services Group, Inc.

Boring ID: B-001

Calvert Citgo 2815 Northeast Rd
REPSG Project No.: 005977

Installation Date: 11/24/08

Drilling Contractor: SGS

Drilling Method: Geoprobe

Logged By: J.Crooks

Notes:

Borehole Dm.: 2 in.

Total Depth: 24 ft.

Water Level (ATD): 20 ft.

Water Level (AD): NA

North (ft): 741425.94

East (ft): 1599406.9

STATE PLANE COORDINATE FEET (NAD 83)

Surface Elevation (ft.): NA

NORTH AMERICAN VERTICAL DATUM 1988 (NAVD88)

DEPTH (ft)	ELEV (ft)	CORE SAMPLE	RECOVERY	REMARKS	FID (ppm)	PID (ppm)	GRAB SAMPLE	GRAPHIC LOG	WATER LEVEL	MATERIAL DESCRIPTION
0.0										
0.5									0.5	(TOPSOIL) Topsoil
2.0		S-1	80%			0				(CH) High Plasticity Clay brown and light brown, clay and silty clay, very dense, moist
4.0						0				
6.0		S-2	100%			0				(CH) High Plasticity Clay brown and light brown, clay and silty clay, very dense, moist
8.0						0				
10.0		S-3	100%			0				(CH) High Plasticity Clay brown and, with schist, dense, moist
12.0						0				
14.0		S-4	100%			0				(CH) High Plasticity Clay brown and light brown, with schist, medium dense, moist
16.0						0				
18.0		S-5	100%			0				(CH) High Plasticity Clay brown and light brown, with schist, medium dense, saturated
20.0						0			20.0	(CH) High Plasticity Clay brown and light brown, with schist, medium dense, very moist
22.0		S-6	100%			0				
24.0						0				

Bottom of borehole at 24 ft.



REPSG

React Environmental
Professional Services Group, Inc.

Boring ID: B-002

Calvert Citgo 2815 Northeast Rd
REPSG Project No.: 005977

Installation Date: 11/5/08

Drilling Contractor: SGS

Drilling Method: Geoprobe

Logged By: J.Crooks

Notes:

Borehole Dm.: 2 in.

Total Depth: 28 ft.

Water Level (ATD): 24.5 ft.

Water Level (AD): NA

North (ft): 741443.69

East (ft): 1599479.3

STATE PLANE COORDINATE FEET (NAD 83)

Surface Elevation (ft.): NA

NORTH AMERICAN VERTICAL DATUM 1988 (NAVD88)

DEPTH (ft)	ELEV (ft)	CORE SAMPLE	RECOVERY	REMARKS	FID (ppm)	PID (ppm)	GRAB SAMPLE	GRAPHIC LOG	WATER LEVEL	MATERIAL DESCRIPTION	
0.0											
2.0		S-1	100%			0				(CH) High Plasticity Clay brown and orange, clay and silty clay, medium dense, moist	
4.0						0					
6.0		S-2	100%			0					
8.0						0				8.0	(CH) High Plasticity Clay brown and orange, clay and silty clay, dense, moist
10.0		S-3	100%			0				10.0	(CH) High Plasticity Clay brown and light brown, clay and silty clay, with schist, dense, moist
12.0						0					
14.0		S-4	100%	Slight solvent odors.		0					
16.0				Slight solvent odors.		0					
18.0		S-5	100%	Slight solvent odors.		0					
20.0				Slight solvent odors.		0					
22.0		S-6	100%	Slight solvent odors.		0					
24.0				Slight solvent odors.		0					
26.0		S-7	100%	Slight solvent odors.		0					
28.0				Slight solvent odors.		0					

Bottom of borehole at 28 ft.



REPSG

React Environmental
Professional Services Group, Inc.

Boring ID: B-003

Calvert Citgo 2815 Northeast Rd
REPSG Project No.: 005977

Installation Date: 11/24/08

Drilling Contractor: SGS

Drilling Method: Geoprobe

Logged By: J.Crooks

Notes: _____

Borehole Dm.: 2 in.

Total Depth: 24 ft.

▽ Water Level (ATD): 20 ft.

▽ Water Level (AD): NA

North (ft): 741462

East (ft): 1599522.9

STATE PLANE COORDINATE FEET (NAD 83)

Surface Elevation (ft.): NA

NORTH AMERICAN VERTICAL DATUM 1988 (NAVD88)

DEPTH (ft)	ELEV (ft)	CORE SAMPLE	RECOVERY	REMARKS	FID (ppm)	PID (ppm)	GRAB SAMPLE	GRAPHIC LOG	WATER LEVEL	MATERIAL DESCRIPTION
0.0										
0.5									0.5	(TOPSOIL) Topsoil (CH) with some limestone
2.0		S-1	80%		0	0				
4.0					0	0				
6.0		S-2	100%		0	0				(CH) High Plasticity Clay light brown and orange, clay and silty clay, very dense, moist
8.0					0	0				(CH) High Plasticity Clay brown and light brown, with schist, dense, moist
10.0		S-3	100%		0	0				(CH) High Plasticity Clay brown and, with schist, dense, moist
12.0				Slight varnish & gasoline odors.	0	0				
14.0		S-4	100%	Slight varnish & gasoline odors.	0	0				(CH) High Plasticity Clay brown and, with schist, very dense, moist
16.0				Slight varnish & gasoline odors.	0	0				
18.0		S-5	100%	Strong varnish & gasoline odors.	0	0				(CH) High Plasticity Clay brown and, with schist, dense, very moist
20.0				Strong varnish & gasoline odors.	0	0			▽ 20.0	
22.0		S-6	100%	Strong varnish & gasoline odors.	0	0				
24.0				Strong varnish & gasoline odors.	0	0				
										Bottom of borehole at 24 ft.



REPSG

React Environmental
Professional Services Group, Inc.

Boring ID: B-004

Calvert Citgo 2815 Northeast Rd
REPSG Project No.: 005977

Installation Date: 11/5/08

Drilling Contractor: SGS

Drilling Method: Geoprobe

Logged By: J.Crooks

Notes:

Borehole Dm.: 2 in.

Total Depth: 24 ft.

Water Level (ATD): 21 ft.

Water Level (AD): NA

North (ft): 741475

East (ft): 1599558.8

STATE PLANE COORDINATE FEET (NAD 83)

Surface Elevation (ft.): NA

NORTH AMERICAN VERTICAL DATUM 1988 (NAVD88)

DEPTH (ft)	ELEV (ft)	CORE SAMPLE	RECOVERY	REMARKS	FID (ppm)	PID (ppm)	GRAB SAMPLE	GRAPHIC LOG	WATER LEVEL	MATERIAL DESCRIPTION
0.0										(CH) with some sand
2.0		S-1	100%			0				
4.0						0				
6.0		S-2	100%			0				(CH) High Plasticity Clay light brown and orange, clay and silty clay, medium dense, moist
8.0				Slight varnish odors.		0				
10.0		S-3	100%	Slight varnish odors.		0				(CH) High Plasticity Clay brown and light brown, clay and silty clay, with schist, dense, moist
12.0				Slight varnish odors.		0				
14.0		S-4	100%	Slight petroleum odors.		0				(CH) High Plasticity Clay brown and light brown, clay and silty clay, with schist, very dense, moist
16.0				Slight petroleum odors.		40				
18.0		S-5	100%	Slight petroleum odors.		36				
20.0				Slight petroleum odors.		60				
22.0		S-6	100%			0				(CH) High Plasticity Clay brown and light brown, clay and silty clay, with schist, dense, saturated
24.0						0				(CH) High Plasticity Clay brown and light brown, clay and silty clay, with schist, dense, moist

Bottom of borehole at 24 ft.



REPSG

React Environmental
Professional Services Group, Inc.

Boring ID: B-005

Calvert Citgo 2815 Northeast Rd
REPSG Project No.: 005977

Installation Date: 11/5/08

Drilling Contractor: SGS

Drilling Method: Geoprobe

Logged By: J.Crooks

Notes:

Borehole Dm.: 2 in.

Total Depth: 28 ft.

Water Level (ATD): 24.5 ft.

Water Level (AD): NA

North (ft): 741409

East (ft): 1599589.6

STATE PLANE COORDINATE FEET (NAD 83)

Surface Elevation (ft.): NA

NORTH AMERICAN VERTICAL DATUM 1988 (NAVD88)

DEPTH (ft)	ELEV (ft)	CORE SAMPLE	RECOVERY	REMARKS	FID (ppm)	PID (ppm)	GRAB SAMPLE	GRAPHIC LOG	WATER LEVEL	MATERIAL DESCRIPTION
0.0										
2.0		S-1	100%	Slight varnish odors.	0	0				(CH) with some sand
4.0				Slight varnish odors.	0	0				
6.0		S-2	100%	Slight varnish odors.	0	0				(CH) with some sand
8.0				Slight varnish odors.	0	0				
10.0		S-3	100%	Petroleum odors.	0	0				(CH) with some sand
12.0				Petroleum odors.	0	0				
14.0		S-4	100%	Strong Petroleum odors.	0	150				(CH) High Plasticity Clay brown and light brown, clay and silty clay, with schist, dense, moist
16.0				Strong Petroleum odors.	0	150				
18.0		S-5	100%	Petroleum odors.	260	140				
20.0				Petroleum odors.	110	110				
22.0		S-6	100%	Petroleum odors.	275	275				
24.0				Petroleum odors.	200	200				
26.0		S-7	100%	Petroleum odors.	230	230				
28.0				Petroleum odors.	350	350				
				Petroleum odors.	210	210				
				Petroleum odors.	0	0				
				Petroleum odors.	120	120				
				Petroleum odors.	120	120				

Bottom of borehole at 28 ft.



REPSG

React Environmental
Professional Services Group, Inc.

Boring ID: B-006

Calvert Citgo 2815 Northeast Rd
REPSG Project No.: 005977

Installation Date: 11/24/08

Drilling Contractor: SGS

Drilling Method: Geoprobe

Logged By: J.Crooks

Notes:

Borehole Dm.: 2 in.

Total Depth: 20 ft.

Water Level (ATD): 20 ft.

Water Level (AD): NA

North (ft): 741300

East (ft): 1599563.3

STATE PLANE COORDINATE FEET (NAD 83)

Surface Elevation (ft.): NA

NORTH AMERICAN VERTICAL DATUM 1988 (NAVD88)

DEPTH (ft)	ELEV (ft)	CORE SAMPLE	RECOVERY	REMARKS	FID (ppm)	PID (ppm)	GRAB SAMPLE	GRAPHIC LOG	WATER LEVEL	MATERIAL DESCRIPTION	
0.0											
2.0		S-1	100%			0				(CH) High Plasticity Clay, clay and silty clay, very dense, moist	
4.0						0			4.0	(CH) High Plasticity Clay light brown, clay and silty clay, very dense, moist	
6.0		S-2	100%			0				8.0	(CH) High Plasticity Clay light brown, clay and silty clay, very dense, moist
8.0						0				10.0	(CH) High Plasticity Clay brown and orange, with schist, very dense, moist
10.0		S-3	100%			0				12.0	(CH) High Plasticity Clay light brown and orange, with schist, dense, moist
12.0						0				16.0	(CH) High Plasticity Clay light brown and orange, with schist, dense, saturated
14.0		S-4	100%			0					
16.0						0					
18.0		S-5	100%			0					
20.0						0				20.0	

Bottom of borehole at 20 ft.



REPSG

React Environmental
Professional Services Group, Inc.

Boring ID: B-007

Calvert Citgo 2815 Northeast Rd
REPSG Project No.: 005977

Installation Date: 11/5/08

Drilling Contractor: SGS

Drilling Method: Geoprobe

Logged By: J.Crooks

Notes:

Borehole Dm.: 2 in.

Total Depth: 28 ft.

Water Level (ATD): 24.5 ft.

Water Level (AD): NA

North (ft): 741360.88

East (ft): 1599454.4

STATE PLANE COORDINATE FEET (NAD 83)

Surface Elevation (ft.): NA

NORTH AMERICAN VERTICAL DATUM 1988 (NAVD88)

DEPTH (ft)	ELEV (ft)	CORE SAMPLE	RECOVERY	REMARKS	FID (ppm)	PID (ppm)	GRAB SAMPLE	GRAPHIC LOG	WATER LEVEL	MATERIAL DESCRIPTION
0.0										
0.5									0.5	(TOPSOIL) Topsoil brown orange, medium dense
2.0		S-1	100%		0	0				(CH) High Plasticity Clay brown and orange, clay and silty clay, very dense, moist
4.0					0	0				
6.0		S-2	100%		0	0				
8.0					0	0				
10.0		S-3	100%		0	0				
12.0				Slight solvent odors.	0	0			12.0	(CH) High Plasticity Clay brown and orange, clay and silty clay, with schist, very dense, moist
14.0		S-4	100%	Slight solvent odors.	0	0				
16.0				Slight solvent odors.	0	0				
18.0		S-5	100%	Slight solvent odors.	0	0				
20.0				Slight solvent odors.	0	0				
22.0		S-6	100%	Slight solvent odors.	0	0				
24.0				Slight solvent odors.	0	0				
26.0		S-7	100%	Slight solvent odors.	0	0				(CH) High Plasticity Clay brown and light brown, clay and silty clay, with schist, very dense, saturated
28.0				Slight solvent odors.	0	0			28.0	

Bottom of borehole at 28 ft.



REPSG

React Environmental
Professional Services Group, Inc.

Boring ID: B-008

Calvert Citgo 2815 Northeast Rd
REPSG Project No.: 005977

Installation Date: 11/5/08

Drilling Contractor: SGS

Drilling Method: Geoprobe

Logged By: J.Crooks

Notes:

Borehole Dm.: 2 in.

Total Depth: 28 ft.

Water Level (ATD): 24.5 ft.

Water Level (AD): NA

North (ft): 741411.31

East (ft): 1599545.3

STATE PLANE COORDINATE FEET (NAD 83)

Surface Elevation (ft.): NA

NORTH AMERICAN VERTICAL DATUM 1988 (NAVD88)

DEPTH (ft)	ELEV (ft)	CORE SAMPLE	RECOVERY	REMARKS	FID (ppm)	PID (ppm)	GRAB SAMPLE	GRAPHIC LOG	WATER LEVEL	MATERIAL DESCRIPTION			
0.0													
2.0		S-1	100%	Slight petroleum odors.		0			-	(CH) with some sand			
4.0	Slight petroleum odors.				0								
6.0	Slight petroleum odors.				0								
8.0	Slight petroleum odors.				0								
10.0		S-2	100%	Slight petroleum odors.		0							
12.0	Slight petroleum odors.				0								
14.0	Slight petroleum odors.				50								
16.0	Slight petroleum odors.				50								
18.0		S-3	100%	Strong Petroleum/Solvent odors.		3300							8.0 (CH) High Plasticity Clay brown and light brown, clay and silty clay, very dense, moist
20.0	Strong Petroleum/Solvent odors.				3300								
22.0	Strong Petroleum/Solvent odors.				3400								
24.0	Strong Petroleum/Solvent odors.				3500								
26.0		S-4	100%	Strong Petroleum odors.		2600							12.0 (CH) High Plasticity Clay brown and light brown, clay and silty clay, with schist, very dense, moist
28.0	Strong Petroleum odors.				2700								
30.0	Strong Petroleum odors.				2800								
32.0	Strong Petroleum odors.				2900								
34.0		S-5	100%	Strong Petroleum odors.		3000							
36.0	Strong Petroleum odors.				3000								
38.0	Strong Petroleum odors.				3100								
40.0	Strong Petroleum odors.				3200								
42.0		S-6	100%	Slight petroleum odors.		300							
44.0	Slight petroleum odors.				120								
46.0	Slight petroleum odors.				71								
48.0	Slight petroleum odors.				0								
50.0		S-7	100%	Slight petroleum odors.		0							24.0 (CH) High Plasticity Clay brown and light brown, clay and silty clay, with schist, very dense, saturated
52.0	Slight petroleum odors.				0								
54.0	Slight petroleum odors.				0								
56.0	Slight petroleum odors.				0								
58.0				Slight petroleum odors.		0			28.0				

Bottom of borehole at 28 ft.



REPSG

React Environmental
Professional Services Group, Inc.

Boring ID: B-009

Calvert Citgo 2815 Northeast Rd
REPSG Project No.: 005977

Installation Date: 11/5/08

Drilling Contractor: SGS

Drilling Method: Geoprobe

Logged By: J.Crooks

Notes:

Borehole Dm.: 2 in.

Total Depth: 28 ft.

Water Level (ATD): 24.5 ft.

Water Level (AD): NA

North (ft): 741368.06

East (ft): 1599622.6

STATE PLANE COORDINATE FEET (NAD 83)

Surface Elevation (ft.): NA

NORTH AMERICAN VERTICAL DATUM 1988 (NAVD88)

DEPTH (ft)	ELEV (ft)	CORE SAMPLE	RECOVERY	REMARKS	FID (ppm)	PID (ppm)	GRAB SAMPLE	GRAPHIC LOG	WATER LEVEL	MATERIAL DESCRIPTION
0.0										
2.0		S-1	100%	Slight Petroleum/Solvent odors.	0	0				(CH) with some sand
4.0		S-2	100%	Slight Petroleum/Solvent odors.	0	0				(CH) High Plasticity Clay brown and orange, clay and silty clay, dense, moist
6.0	Slight petroleum odors.			0	0					
8.0		S-3	100%	Slight petroleum odors.	0	0				(CH) High Plasticity Clay brown and light brown, clay and silty clay, dense, moist
10.0	Slight petroleum odors.			0	0					
12.0	Slight petroleum odors.			0	0					
14.0		S-4	100%	Slight petroleum odors.	0	0				(CH) High Plasticity Clay brown and light brown, clay and silty clay, with schist, very dense, moist
16.0	Slight petroleum odors.			0	0					
18.0		S-5	100%	Slight petroleum odors.	0	0				(CH) High Plasticity Clay brown and light brown, clay and silty clay, with schist, very dense, saturated
20.0	Slight petroleum odors.			0	0					
22.0		S-6	100%	Slight petroleum odors.	0	0				
24.0	Slight petroleum odors.			0	0					
26.0		S-7	100%	Slight petroleum odors.	0	0				
28.0	Slight petroleum odors.			0	0					

Bottom of borehole at 28 ft.



REPSG

React Environmental
Professional Services Group, Inc.

Boring ID: B-010

Calvert Citgo 2815 Northeast Rd
REPSG Project No.: 005977

Installation Date: 11/24/08

Drilling Contractor: SGS

Drilling Method: Geoprobe

Logged By: J.Crooks

Notes:

Borehole Dm.: 2 in.

Total Depth: 24 ft.

Water Level (ATD): 21 ft.

Water Level (AD): NA

North (ft): 741320.19

East (ft): 1599470.8

STATE PLANE COORDINATE FEET (NAD 83)

Surface Elevation (ft.): NA

NORTH AMERICAN VERTICAL DATUM 1988 (NAVD88)

DEPTH (ft)	ELEV (ft)	CORE SAMPLE	RECOVERY	REMARKS	FID (ppm)	PID (ppm)	GRAB SAMPLE	GRAPHIC LOG	WATER LEVEL	MATERIAL DESCRIPTION
0.0										
0.5									0.5	(TOPSOIL) Topsoil
2.0		S-1	100%		0	0				(CH) High Plasticity Clay light brown and orange, clay and silty clay, very dense, moist
4.0					0	0				
6.0		S-2	100%		0	0				(CH) High Plasticity Clay light brown and orange, clay and silty clay, very dense, moist
8.0					0	0				
10.0		S-3	100%		0	0				(CH) High Plasticity Clay brown, clay and silty clay, dense, moist
12.0					0	0				(CH) High Plasticity Clay brown and orange, with schist, dense, moist
14.0		S-4	100%		0	0				(CH) High Plasticity Clay brown orange, with schist, dense, moist
16.0					0	0				
18.0		S-5	100%		0	0				(CH) High Plasticity Clay reddish brown, with schist, dense, saturated
20.0					0	0				
22.0		S-6	100%		0	0				(CH) High Plasticity Clay brown orange, with schist, dense, very moist
24.0					0	0				

Bottom of borehole at 24 ft.



REPSG

React Environmental
Professional Services Group, Inc.

Boring ID: B-011

Calvert Citgo 2815 Northeast Rd
REPSG Project No.: 005977

Installation Date: 11/24/08

Drilling Contractor: SGS

Drilling Method: Geoprobe

Logged By: J.Crooks

Notes: _____

Borehole Dm.: 2 in.

Total Depth: 24 ft.

▽ Water Level (ATD): 21 ft.

▽ Water Level (AD): NA

North (ft): 741357.94

East (ft): 1599441.6

STATE PLANE COORDINATE FEET (NAD 83)

Surface Elevation (ft.): NA

NORTH AMERICAN VERTICAL DATUM 1988 (NAVD88)

DEPTH (ft)	ELEV (ft)	CORE SAMPLE	RECOVERY	REMARKS	FID (ppm)	PID (ppm)	GRAB SAMPLE	GRAPHIC LOG	WATER LEVEL	MATERIAL DESCRIPTION
0.0										
0.5									0.5	(TOPSOIL) Topsoil
2.0		S-1	100%		0	0				(CH) High Plasticity Clay brown and orange, clay and silty clay, very dense, moist
4.0					0	0				
6.0		S-2	100%		0	0				(CH) High Plasticity Clay brown and light brown, clay and silty clay, very dense, moist
8.0					0	0				
10.0		S-3	100%		0	0				(CH) High Plasticity Clay brown and light brown, with schist, dense, moist
12.0					0	0				
14.0		S-4	100%		0	0				(CH) High Plasticity Clay brown and light brown, with schist, dense, moist
16.0					0	0				
18.0		S-5	100%		0	0				(CH) High Plasticity Clay brown and light brown, with schist, medium dense, saturated
20.0					0	0				
22.0		S-6	100%		0	0				(CH) High Plasticity Clay brown and, with schist, medium dense, very moist
24.0					0	0				

Bottom of borehole at 24 ft.



REPSG

React Environmental
Professional Services Group, Inc.

Boring ID: B-012

Calvert Citgo 2815 Northeast Rd
REPSG Project No.: 005977

Installation Date: 11/24/08

Drilling Contractor: SGS

Drilling Method: Geoprobe

Logged By: J.Crooks

Notes:

Borehole Dm.: 2 in.

Total Depth: 20 ft.

Water Level (ATD): 20 ft.

Water Level (AD): NA

North (ft): 741295.69

East (ft): 1599539.6

STATE PLANE COORDINATE FEET (NAD 83)

Surface Elevation (ft.): NA

NORTH AMERICAN VERTICAL DATUM 1988 (NAVD88)

DEPTH (ft)	ELEV (ft)	CORE SAMPLE	RECOVERY	REMARKS	FID (ppm)	PID (ppm)	GRAB SAMPLE	GRAPHIC LOG	WATER LEVEL	MATERIAL DESCRIPTION
0.0										
0.5									0.5	(TOPSOIL) Topsoil
2.0		S-1	100%		0	0				(CH) High Plasticity Clay light brown and orange, clay and silty clay, very dense, moist
4.0					0	0				
6.0		S-2	100%		0	0				(CH) High Plasticity Clay light brown and orange, clay and silty clay, very dense, moist
8.0					0	0				
10.0		S-3	100%		0	0				(CH) High Plasticity Clay brown, clay and silty clay, dense, moist
12.0					0	0				(CH) High Plasticity Clay brown and orange, with schist, dense, moist
14.0		S-4	100%		0	0				(CH) High Plasticity Clay brown orange, with schist, dense, moist
16.0					0	0				
18.0		S-5	100%		0	0				(CH) High Plasticity Clay reddish brown, with schist, dense, saturated
20.0					0	0			20.0	

Bottom of borehole at 20 ft.

Calvert Citgo
December 18, 2008

Site Assessment Report
2815 North East Road., Town of North East
Cecil County, MD
MDE Case No. 92-2616-CE
REPSG Project Reference No. 005977.130.01

ATTACHMENT 5: ANALYTICAL LABORATORY REPORTS



**ANALYTICAL
LABORATORY
SERVICES, INC.**

www.analyticallab.com

**NELAP Accredited
PA 22-293 NJ PA010**



34 Dogwood Lane - Middletown, PA 17057 Phone: 717-944-5541 Fax: 717-944-1430

Certificate of Analysis

Project Name:	MD SITE - SOILS - MDE -REV	Workorder:	9762523
Purchase Order:		Workorder ID:	Soil (11/05/08)

Mr. Mark Kuczynski
REPSG
6901 Kingsessing Ave., Ste 201
PO Box 5377
Philadelphia, PA 19142

November 13, 2008

Dear Mr. Kuczynski,

Enclosed are the analytical results for samples received by the laboratory on Thursday, November 06, 2008

ALSI is a National Environmental Laboratory Accreditation Conference (NELAC) accredited laboratory and as such, certifies that all applicable test results meet the requirements of NELAC.

If you have any questions regarding this certificate of analysis, please contact Anna Milliken (Project Coordinator) or Anna G Milliken (Laboratory Manager) at (717) 944-5541.

Please visit us at www.analyticallab.com for a listing of ALSI's NELAC accreditations and Scope of Work, as well as other links to Water Quality documentation on the internet.

This laboratory report may not be reproduced, except in full, without the written approval of ALSI.

NOTE: ALSI has changed the report generation tool and while we have tried to retain the existing format, you will notice some changes in the laboratory report. Please feel free to contact ALSI in case you have any questions.

Analytical Laboratory Services, Inc.

This page is included as part of the Analytical Report and must be retained as a permanent record thereof.


Anna G Milliken
Laboratory Manager



SAMPLE SUMMARY

Workorder: 9762523 Soil (11/05/08)

Discard Date: 11/27/2008

Lab ID	Sample ID	Matrix	Date Collected	Date Received	Collected By
9762523001	B-002:24_20081105_N	Solid	11/5/08 18:00	11/6/08 19:49	Brenda MacPhail
9762523002	B-004:16_20081105_N	Solid	11/5/08 10:50	11/6/08 19:49	Brenda MacPhail
9762523003	B-005:23_20081105_N	Solid	11/5/08 13:30	11/6/08 19:49	Brenda MacPhail
9762523004	B-007:24_20081105_N	Solid	11/5/08 16:40	11/6/08 19:49	Brenda MacPhail
9762523005	B-008:12_20081105_N	Solid	11/5/08 14:10	11/6/08 19:49	Brenda MacPhail
9762523006	Duplicate-001_20081105_FD	Solid	11/5/08 00:00	11/6/08 19:49	Brenda MacPhail
9762523007	B-009:24_20081105_N	Solid	11/5/08 15:30	11/6/08 19:49	Brenda MacPhail

Workorder Comments:

Notes

- Samples collected by ALSI personnel are done so in accordance with the procedures set forth in the ALSI Field Sampling Plan (20 - Field Services Sampling Plan).
- All Waste Water analyses comply with methodology requirements of 40 CFR Part 136.
- All Drinking Water analyses comply with methodology requirements of 40 CFR Part 141.
- Unless otherwise noted, all quantitative results for soils are reported on a dry weight basis.
- The Chain of Custody document is included as part of this report.

Standard Acronyms/Flags

- J, B Indicates an estimated value between the Method Detection Limit (MDL) and the Practical Quantitation Limit (PQL) for the analyte
- U Indicates that the analyte was Not Detected (ND)
- MDL Method Detection Limit
- PQL Practical Quantitation Limit
- RDL Reporting Detection Limit
- ND Not Detected - indicates that the analyte was Not Detected at the RDL
- Cntr Analysis was performed using this container
- RegLmt Regulatory Limit
- LCS Laboratory Control Sample
- MS Matrix Spike
- MSD Matrix Spike Duplicate
- DUP Sample Duplicate
- %Rec Percent Recovery
- RPD Relative Percent Difference



ANALYTICAL RESULTS

Workorder: 9762523 Soil (11/05/08)

Lab ID: **9762523001** Date Collected: 11/5/2008 18:00 Matrix: Solid
Sample ID: **B-002:24_20081105_N** Date Received: 11/6/2008 19:49

Parameters	Results	Flag	Units	RDL	Method	Prepared	By	Analyzed	By	Cntr
PETROLEUM HC's										
Diesel Range Organics C10-C28	ND		mg/kg	6.4	SW846 8015D	11/7/08	CMG	11/9/08 08:52	KJH	A1
Gasoline Range Organics	ND		ug/kg	10600	SW846 8015D	11/7/08	TEH	11/10/08 14:34	TEH	E1
<i>Surrogate Recoveries</i>	<i>Results</i>	<i>Flag</i>	<i>Units</i>	<i>Limits</i>	<i>Method</i>	<i>Prepared</i>	<i>By</i>	<i>Analyzed</i>	<i>By</i>	<i>Cntr</i>
o-Terphenyl (S)	82.2		%	46-124	SW846 8015D	11/7/08	CMG	11/9/08 08:52	KJH	A1
<i>Surrogate Recoveries</i>	<i>Results</i>	<i>Flag</i>	<i>Units</i>	<i>Limits</i>	<i>Method</i>	<i>Prepared</i>	<i>By</i>	<i>Analyzed</i>	<i>By</i>	<i>Cntr</i>
a,a,a-Trifluorotoluene (S)	99.1		%	25-166	SW846 8015D	11/7/08	TEH	11/10/08 14:34	TEH	E1
VOLATILE ORGANICS										
Acetone	ND		ug/kg	26.8	8260/5035	11/7/08	JAH	11/10/08 11:51	JAH	D
tert-Amyl methyl ether	ND		ug/kg	2.1	8260/5035	11/7/08	JAH	11/10/08 11:51	JAH	D
tert-Amyl Alcohol	ND		ug/kg	5.4	8260/5035	11/7/08	JAH	11/10/08 11:51	JAH	D
tert-Amyl Ethylether	ND		ug/kg	2.1	8260/5035	11/7/08	JAH	11/10/08 11:51	JAH	D
Benzene	ND		ug/kg	2.1	8260/5035	11/7/08	JAH	11/10/08 11:51	JAH	D
Bromochloromethane	ND		ug/kg	2.1	8260/5035	11/7/08	JAH	11/10/08 11:51	JAH	D
Bromodichloromethane	ND		ug/kg	2.1	8260/5035	11/7/08	JAH	11/10/08 11:51	JAH	D
Bromoform	ND		ug/kg	2.1	8260/5035	11/7/08	JAH	11/10/08 11:51	JAH	D
Bromomethane	ND		ug/kg	4.3	8260/5035	11/7/08	JAH	11/10/08 11:51	JAH	D
2-Butanone	ND		ug/kg	10.7	8260/5035	11/7/08	JAH	11/10/08 11:51	JAH	D
tert.- Butyl Alcohol	ND		ug/kg	11	8260/5035	11/7/08	JAH	11/10/08 11:51	JAH	D
Carbon Disulfide	ND		ug/kg	2.1	8260/5035	11/7/08	JAH	11/10/08 11:51	JAH	D
Carbon Tetrachloride	ND		ug/kg	2.1	8260/5035	11/7/08	JAH	11/10/08 11:51	JAH	D
Chlorobenzene	ND		ug/kg	2.1	8260/5035	11/7/08	JAH	11/10/08 11:51	JAH	D
Chlorodibromomethane	ND		ug/kg	2.1	8260/5035	11/7/08	JAH	11/10/08 11:51	JAH	D
Chloroethane	ND		ug/kg	2.1	8260/5035	11/7/08	JAH	11/10/08 11:51	JAH	D
Chloroform	ND		ug/kg	2.1	8260/5035	11/7/08	JAH	11/10/08 11:51	JAH	D
Chloromethane	ND		ug/kg	2.1	8260/5035	11/7/08	JAH	11/10/08 11:51	JAH	D
1,2-Dibromo-3-chloropropane	ND		ug/kg	4.3	8260/5035	11/7/08	JAH	11/10/08 11:51	JAH	D
1,2-Dibromoethane	ND		ug/kg	2.1	8260/5035	11/7/08	JAH	11/10/08 11:51	JAH	D
1,1-Dichloroethane	ND		ug/kg	2.1	8260/5035	11/7/08	JAH	11/10/08 11:51	JAH	D
1,2-Dichloroethane	ND		ug/kg	2.1	8260/5035	11/7/08	JAH	11/10/08 11:51	JAH	D
1,1-Dichloroethene	ND		ug/kg	2.1	8260/5035	11/7/08	JAH	11/10/08 11:51	JAH	D
cis-1,2-Dichloroethene	ND		ug/kg	2.1	8260/5035	11/7/08	JAH	11/10/08 11:51	JAH	D
trans-1,2-Dichloroethene	ND		ug/kg	2.1	8260/5035	11/7/08	JAH	11/10/08 11:51	JAH	D
1,2-Dichloropropane	ND		ug/kg	2.1	8260/5035	11/7/08	JAH	11/10/08 11:51	JAH	D
cis-1,3-Dichloropropene	ND		ug/kg	2.1	8260/5035	11/7/08	JAH	11/10/08 11:51	JAH	D
trans-1,3-Dichloropropene	ND		ug/kg	2.1	8260/5035	11/7/08	JAH	11/10/08 11:51	JAH	D
Diisopropyl ether	ND		ug/kg	2.1	8260/5035	11/7/08	JAH	11/10/08 11:51	JAH	D
Ethyl tert-butyl ether	ND		ug/kg	2.1	8260/5035	11/7/08	JAH	11/10/08 11:51	JAH	D
Ethylbenzene	ND		ug/kg	2.1	8260/5035	11/7/08	JAH	11/10/08 11:51	JAH	D
2-Hexanone	ND		ug/kg	10.7	8260/5035	11/7/08	JAH	11/10/08 11:51	JAH	D
Methyl t-Butyl Ether	ND		ug/kg	2.1	8260/5035	11/7/08	JAH	11/10/08 11:51	JAH	D
4-Methyl-2-Pentanone(MIBK)	ND		ug/kg	10.7	8260/5035	11/7/08	JAH	11/10/08 11:51	JAH	D



ANALYTICAL RESULTS

Workorder: 9762523 Soil (11/05/08)

Lab ID: **9762523001**
Sample ID: **B-002:24_20081105_N**

Date Collected: 11/5/2008 18:00
Date Received: 11/6/2008 19:49

Matrix: Solid

Parameters	Results	Flag	Units	RDL	Method	Prepared	By	Analyzed	By	Cntr
Methylene Chloride	5.8		ug/kg	2.1	8260/5035	11/7/08	JAH	11/10/08 11:51	JAH	D
Styrene	ND		ug/kg	2.1	8260/5035	11/7/08	JAH	11/10/08 11:51	JAH	D
1,1,2,2-Tetrachloroethane	ND		ug/kg	2.1	8260/5035	11/7/08	JAH	11/10/08 11:51	JAH	D
Tetrachloroethene	ND		ug/kg	2.1	8260/5035	11/7/08	JAH	11/10/08 11:51	JAH	D
Toluene	ND		ug/kg	2.1	8260/5035	11/7/08	JAH	11/10/08 11:51	JAH	D
Total Xylenes	ND		ug/kg	6.4	8260/5035	11/7/08	JAH	11/10/08 11:51	JAH	D
1,1,1-Trichloroethane	ND		ug/kg	2.1	8260/5035	11/7/08	JAH	11/10/08 11:51	JAH	D
1,1,2-Trichloroethane	ND		ug/kg	2.1	8260/5035	11/7/08	JAH	11/10/08 11:51	JAH	D
Trichloroethene	ND		ug/kg	2.1	8260/5035	11/7/08	JAH	11/10/08 11:51	JAH	D
Vinyl Chloride	ND		ug/kg	2.1	8260/5035	11/7/08	JAH	11/10/08 11:51	JAH	D
o-Xylene	ND		ug/kg	2.1	8260/5035	11/7/08	JAH	11/10/08 11:51	JAH	D
mp-Xylene	ND		ug/kg	4.3	8260/5035	11/7/08	JAH	11/10/08 11:51	JAH	D
<i>Surrogate Recoveries</i>	<i>Results</i>	<i>Flag</i>	<i>Units</i>	<i>Limits</i>	<i>Method</i>	<i>Prepared</i>	<i>By</i>	<i>Analyzed</i>	<i>By</i>	<i>Cntr</i>
1,2-Dichloroethane-d4 (S)	86		%	56-124	8260/5035	11/7/08	JAH	11/10/08 11:51	JAH	D
4-Bromofluorobenzene (S)	74		%	51-128	8260/5035	11/7/08	JAH	11/10/08 11:51	JAH	D
Dibromofluoromethane (S)	89		%	62-123	8260/5035	11/7/08	JAH	11/10/08 11:51	JAH	D
Toluene-d8 (S)	90		%	59-131	8260/5035	11/7/08	JAH	11/10/08 11:51	JAH	D

WET CHEMISTRY

Moisture	16.8		%	0.1	SM20-2540 G			11/7/08 07:40	EL	A
Total Solids	83.2		%	0.1	SM20-2540 G			11/7/08 07:40	EL	A

Sample Comments:


Anna G Milliken
Laboratory Manager



ANALYTICAL RESULTS

Workorder: 9762523 Soil (11/05/08)

Lab ID: **9762523002**
Sample ID: **B-004:16_20081105_N**

Date Collected: 11/5/2008 10:50
Date Received: 11/6/2008 19:49

Matrix: Solid

Parameters	Results	Flag	Units	RDL	Method	Prepared	By	Analyzed	By	Cntr
VOLATILE ORGANICS										
Acetone	ND		ug/kg	29.1	8260/5035	11/7/08	JAH	11/10/08 12:22	JAH	D
tert-Amyl methyl ether	ND		ug/kg	2.3	8260/5035	11/7/08	JAH	11/10/08 12:22	JAH	D
tert-Amyl Alcohol	ND		ug/kg	5.8	8260/5035	11/7/08	JAH	11/10/08 12:22	JAH	D
tert-Amyl Ethylether	ND		ug/kg	2.3	8260/5035	11/7/08	JAH	11/10/08 12:22	JAH	D
Benzene	ND		ug/kg	2.3	8260/5035	11/7/08	JAH	11/10/08 12:22	JAH	D
Bromochloromethane	ND		ug/kg	2.3	8260/5035	11/7/08	JAH	11/10/08 12:22	JAH	D
Bromodichloromethane	ND		ug/kg	2.3	8260/5035	11/7/08	JAH	11/10/08 12:22	JAH	D
Bromoform	ND		ug/kg	2.3	8260/5035	11/7/08	JAH	11/10/08 12:22	JAH	D
Bromomethane	ND		ug/kg	4.7	8260/5035	11/7/08	JAH	11/10/08 12:22	JAH	D
2-Butanone	ND		ug/kg	11.6	8260/5035	11/7/08	JAH	11/10/08 12:22	JAH	D
tert.- Butyl Alcohol	ND		ug/kg	12	8260/5035	11/7/08	JAH	11/10/08 12:22	JAH	D
Carbon Disulfide	ND		ug/kg	2.3	8260/5035	11/7/08	JAH	11/10/08 12:22	JAH	D
Carbon Tetrachloride	ND		ug/kg	2.3	8260/5035	11/7/08	JAH	11/10/08 12:22	JAH	D
Chlorobenzene	ND		ug/kg	2.3	8260/5035	11/7/08	JAH	11/10/08 12:22	JAH	D
Chlorodibromomethane	ND		ug/kg	2.3	8260/5035	11/7/08	JAH	11/10/08 12:22	JAH	D
Chloroethane	ND		ug/kg	2.3	8260/5035	11/7/08	JAH	11/10/08 12:22	JAH	D
Chloroform	ND		ug/kg	2.3	8260/5035	11/7/08	JAH	11/10/08 12:22	JAH	D
Chloromethane	ND		ug/kg	2.3	8260/5035	11/7/08	JAH	11/10/08 12:22	JAH	D
1,2-Dibromo-3-chloropropane	ND		ug/kg	4.7	8260/5035	11/7/08	JAH	11/10/08 12:22	JAH	D
1,2-Dibromoethane	ND		ug/kg	2.3	8260/5035	11/7/08	JAH	11/10/08 12:22	JAH	D
1,1-Dichloroethane	ND		ug/kg	2.3	8260/5035	11/7/08	JAH	11/10/08 12:22	JAH	D
1,2-Dichloroethane	ND		ug/kg	2.3	8260/5035	11/7/08	JAH	11/10/08 12:22	JAH	D
1,1-Dichloroethene	ND		ug/kg	2.3	8260/5035	11/7/08	JAH	11/10/08 12:22	JAH	D
cis-1,2-Dichloroethene	ND		ug/kg	2.3	8260/5035	11/7/08	JAH	11/10/08 12:22	JAH	D
trans-1,2-Dichloroethene	ND		ug/kg	2.3	8260/5035	11/7/08	JAH	11/10/08 12:22	JAH	D
1,2-Dichloropropane	ND		ug/kg	2.3	8260/5035	11/7/08	JAH	11/10/08 12:22	JAH	D
cis-1,3-Dichloropropene	ND		ug/kg	2.3	8260/5035	11/7/08	JAH	11/10/08 12:22	JAH	D
trans-1,3-Dichloropropene	ND		ug/kg	2.3	8260/5035	11/7/08	JAH	11/10/08 12:22	JAH	D
Diisopropyl ether	ND		ug/kg	2.3	8260/5035	11/7/08	JAH	11/10/08 12:22	JAH	D
Ethyl tert-butyl ether	ND		ug/kg	2.3	8260/5035	11/7/08	JAH	11/10/08 12:22	JAH	D
Ethylbenzene	ND		ug/kg	2.3	8260/5035	11/7/08	JAH	11/10/08 12:22	JAH	D
2-Hexanone	ND		ug/kg	11.6	8260/5035	11/7/08	JAH	11/10/08 12:22	JAH	D
Methyl t-Butyl Ether	ND		ug/kg	2.3	8260/5035	11/7/08	JAH	11/10/08 12:22	JAH	D
4-Methyl-2-Pentanone(MIBK)	ND		ug/kg	11.6	8260/5035	11/7/08	JAH	11/10/08 12:22	JAH	D
Methylene Chloride	7.4		ug/kg	2.3	8260/5035	11/7/08	JAH	11/10/08 12:22	JAH	D
Styrene	ND		ug/kg	2.3	8260/5035	11/7/08	JAH	11/10/08 12:22	JAH	D
1,1,2,2-Tetrachloroethane	ND		ug/kg	2.3	8260/5035	11/7/08	JAH	11/10/08 12:22	JAH	D
Tetrachloroethene	ND		ug/kg	2.3	8260/5035	11/7/08	JAH	11/10/08 12:22	JAH	D
Toluene	ND		ug/kg	2.3	8260/5035	11/7/08	JAH	11/10/08 12:22	JAH	D
Total Xylenes	ND		ug/kg	7.0	8260/5035	11/7/08	JAH	11/10/08 12:22	JAH	D
1,1,1-Trichloroethane	ND		ug/kg	2.3	8260/5035	11/7/08	JAH	11/10/08 12:22	JAH	D
1,1,2-Trichloroethane	ND		ug/kg	2.3	8260/5035	11/7/08	JAH	11/10/08 12:22	JAH	D
Trichloroethene	ND		ug/kg	2.3	8260/5035	11/7/08	JAH	11/10/08 12:22	JAH	D
Vinyl Chloride	ND		ug/kg	2.3	8260/5035	11/7/08	JAH	11/10/08 12:22	JAH	D



ANALYTICAL RESULTS

Workorder: 9762523 Soil (11/05/08)

Lab ID: **9762523002**
Sample ID: **B-004:16_20081105_N**

Date Collected: 11/5/2008 10:50 Matrix: Solid
Date Received: 11/6/2008 19:49

Parameters	Results	Flag	Units	RDL	Method	Prepared	By	Analyzed	By	Cntr
o-Xylene	ND		ug/kg	2.3	8260/5035	11/7/08	JAH	11/10/08 12:22	JAH	D
mp-Xylene	ND		ug/kg	4.7	8260/5035	11/7/08	JAH	11/10/08 12:22	JAH	D
<i>Surrogate Recoveries</i>	<i>Results</i>	<i>Flag</i>	<i>Units</i>	<i>Limits</i>	<i>Method</i>	<i>Prepared</i>	<i>By</i>	<i>Analyzed</i>	<i>By</i>	<i>Cntr</i>
1,2-Dichloroethane-d4 (S)	92		%	56-124	8260/5035	11/7/08	JAH	11/10/08 12:22	JAH	D
4-Bromofluorobenzene (S)	75		%	51-128	8260/5035	11/7/08	JAH	11/10/08 12:22	JAH	D
Dibromofluoromethane (S)	94		%	62-123	8260/5035	11/7/08	JAH	11/10/08 12:22	JAH	D
Toluene-d8 (S)	88		%	59-131	8260/5035	11/7/08	JAH	11/10/08 12:22	JAH	D

PETROLEUM HC's

Diesel Range Organics C10-C28	ND		mg/kg	7.0	SW846 8015D	11/7/08	CMG	11/9/08 10:58	KJH	A1
Gasoline Range Organics	ND		ug/kg	11700	SW846 8015D	11/7/08	TEH	11/10/08 15:07	TEH	E1
<i>Surrogate Recoveries</i>	<i>Results</i>	<i>Flag</i>	<i>Units</i>	<i>Limits</i>	<i>Method</i>	<i>Prepared</i>	<i>By</i>	<i>Analyzed</i>	<i>By</i>	<i>Cntr</i>
o-Terphenyl (S)	70		%	46-124	SW846 8015D	11/7/08	CMG	11/9/08 10:58	KJH	A1
<i>Surrogate Recoveries</i>	<i>Results</i>	<i>Flag</i>	<i>Units</i>	<i>Limits</i>	<i>Method</i>	<i>Prepared</i>	<i>By</i>	<i>Analyzed</i>	<i>By</i>	<i>Cntr</i>
a,a,a-Trifluorotoluene (S)	96.9		%	25-166	SW846 8015D	11/7/08	TEH	11/10/08 15:07	TEH	E1

WET CHEMISTRY

Moisture	24.0		%	0.1	SM20-2540 G			11/7/08 07:40	EL	A
Total Solids	76.0		%	0.1	SM20-2540 G			11/7/08 07:40	EL	A

Sample Comments:


Anna G Milliken
Laboratory Manager



ANALYTICAL RESULTS

Workorder: 9762523 Soil (11/05/08)

Lab ID: **9762523003** Date Collected: 11/5/2008 13:30 Matrix: Solid
Sample ID: **B-005:23_20081105_N** Date Received: 11/6/2008 19:49

Parameters	Results	Flag	Units	RDL	Method	Prepared	By	Analyzed	By	Cntr
PETROLEUM HC's										
Diesel Range Organics C10-C28	ND		mg/kg	7.1	SW846 8015D	11/7/08	CMG	11/9/08 14:07	KJH	A1
Gasoline Range Organics	30900		ug/kg	13200	SW846 8015D	11/7/08	TEH	11/10/08 15:42	TEH	E1
<i>Surrogate Recoveries</i>	<i>Results</i>	<i>Flag</i>	<i>Units</i>	<i>Limits</i>	<i>Method</i>	<i>Prepared</i>	<i>By</i>	<i>Analyzed</i>	<i>By</i>	<i>Cntr</i>
o-Terphenyl (S)	67.5		%	46-124	SW846 8015D	11/7/08	CMG	11/9/08 14:07	KJH	A1
<i>Surrogate Recoveries</i>	<i>Results</i>	<i>Flag</i>	<i>Units</i>	<i>Limits</i>	<i>Method</i>	<i>Prepared</i>	<i>By</i>	<i>Analyzed</i>	<i>By</i>	<i>Cntr</i>
a,a,a-Trifluorotoluene (S)	95.1		%	25-166	SW846 8015D	11/7/08	TEH	11/10/08 15:42	TEH	E1
VOLATILE ORGANICS										
Acetone	316		ug/kg	30.2	8260/5035	11/7/08	JAH	11/7/08 14:48	MES	C
tert-Amyl methyl ether	ND		ug/kg	2.4	8260/5035	11/7/08	JAH	11/7/08 14:48	MES	C
tert-Amyl Ethylether	ND		ug/kg	2.4	8260/5035	11/7/08	JAH	11/7/08 14:48	MES	C
Benzene	1550		ug/kg	60.1	8260/5035	11/7/08	JAH	11/10/08 06:35	MES	B
Bromochloromethane	ND		ug/kg	2.4	8260/5035	11/7/08	JAH	11/7/08 14:48	MES	C
Bromodichloromethane	ND		ug/kg	2.4	8260/5035	11/7/08	JAH	11/7/08 14:48	MES	C
Bromoform	ND		ug/kg	2.4	8260/5035	11/7/08	JAH	11/7/08 14:48	MES	C
Bromomethane	ND		ug/kg	4.8	8260/5035	11/7/08	JAH	11/7/08 14:48	MES	C
2-Butanone	259		ug/kg	12.1	8260/5035	11/7/08	JAH	11/7/08 14:48	MES	C
tert.- Butyl Alcohol	ND		ug/kg	12	8260/5035	11/7/08	JAH	11/7/08 14:48	MES	C
Carbon Disulfide	ND		ug/kg	2.4	8260/5035	11/7/08	JAH	11/7/08 14:48	MES	C
Carbon Tetrachloride	ND		ug/kg	2.4	8260/5035	11/7/08	JAH	11/7/08 14:48	MES	C
Chlorobenzene	ND		ug/kg	2.4	8260/5035	11/7/08	JAH	11/7/08 14:48	MES	C
Chlorodibromomethane	ND		ug/kg	2.4	8260/5035	11/7/08	JAH	11/7/08 14:48	MES	C
Chloroethane	ND		ug/kg	2.4	8260/5035	11/7/08	JAH	11/7/08 14:48	MES	C
Chloroform	ND		ug/kg	2.4	8260/5035	11/7/08	JAH	11/7/08 14:48	MES	C
Chloromethane	ND		ug/kg	2.4	8260/5035	11/7/08	JAH	11/7/08 14:48	MES	C
1,2-Dibromo-3-chloropropane	ND		ug/kg	4.8	8260/5035	11/7/08	JAH	11/7/08 14:48	MES	C
1,2-Dibromoethane	21.7		ug/kg	2.4	8260/5035	11/7/08	JAH	11/7/08 14:48	MES	C
1,1-Dichloroethane	ND		ug/kg	2.4	8260/5035	11/7/08	JAH	11/7/08 14:48	MES	C
1,2-Dichloroethane	45.9		ug/kg	2.4	8260/5035	11/7/08	JAH	11/7/08 14:48	MES	C
1,1-Dichloroethene	ND		ug/kg	2.4	8260/5035	11/7/08	JAH	11/7/08 14:48	MES	C
cis-1,2-Dichloroethene	ND		ug/kg	2.4	8260/5035	11/7/08	JAH	11/7/08 14:48	MES	C
trans-1,2-Dichloroethene	ND		ug/kg	2.4	8260/5035	11/7/08	JAH	11/7/08 14:48	MES	C
1,2-Dichloropropane	ND		ug/kg	2.4	8260/5035	11/7/08	JAH	11/7/08 14:48	MES	C
cis-1,3-Dichloropropene	ND		ug/kg	2.4	8260/5035	11/7/08	JAH	11/7/08 14:48	MES	C
trans-1,3-Dichloropropene	ND		ug/kg	2.4	8260/5035	11/7/08	JAH	11/7/08 14:48	MES	C
Diisopropyl ether	5.4		ug/kg	2.4	8260/5035	11/7/08	JAH	11/7/08 14:48	MES	C
Ethyl tert-butyl ether	ND		ug/kg	2.4	8260/5035	11/7/08	JAH	11/7/08 14:48	MES	C
Ethylbenzene	178		ug/kg	2.4	8260/5035	11/7/08	JAH	11/7/08 14:48	MES	C
2-Hexanone	49.7		ug/kg	12.1	8260/5035	11/7/08	JAH	11/7/08 14:48	MES	C
Methyl t-Butyl Ether	8.5		ug/kg	2.4	8260/5035	11/7/08	JAH	11/7/08 14:48	MES	C
4-Methyl-2-Pentanone(MIBK)	ND		ug/kg	12.1	8260/5035	11/7/08	JAH	11/7/08 14:48	MES	C
Methylene Chloride	6.9		ug/kg	2.4	8260/5035	11/7/08	JAH	11/7/08 14:48	MES	C



ANALYTICAL RESULTS

Workorder: 9762523 Soil (11/05/08)

Lab ID: **9762523003** Date Collected: 11/5/2008 13:30 Matrix: Solid
Sample ID: **B-005:23_20081105_N** Date Received: 11/6/2008 19:49

Parameters	Results	Flag	Units	RDL	Method	Prepared	By	Analyzed	By	Cntr
Styrene	ND		ug/kg	2.4	8260/5035	11/7/08	JAH	11/7/08 14:48	MES	C
1,1,2,2-Tetrachloroethane	ND		ug/kg	2.4	8260/5035	11/7/08	JAH	11/7/08 14:48	MES	C
Tetrachloroethene	ND		ug/kg	2.4	8260/5035	11/7/08	JAH	11/7/08 14:48	MES	C
Toluene	3520		ug/kg	60.1	8260/5035	11/7/08	JAH	11/10/08 06:35	MES	B
Total Xylenes	1260		ug/kg	180	8260/5035	11/7/08	JAH	11/10/08 06:35	MES	B
1,1,1-Trichloroethane	ND		ug/kg	2.4	8260/5035	11/7/08	JAH	11/7/08 14:48	MES	C
1,1,2-Trichloroethane	ND		ug/kg	2.4	8260/5035	11/7/08	JAH	11/7/08 14:48	MES	C
Trichloroethene	ND		ug/kg	2.4	8260/5035	11/7/08	JAH	11/7/08 14:48	MES	C
Vinyl Chloride	ND		ug/kg	2.4	8260/5035	11/7/08	JAH	11/7/08 14:48	MES	C
o-Xylene	397		ug/kg	60.1	8260/5035	11/7/08	JAH	11/10/08 06:35	MES	B
mp-Xylene	868		ug/kg	120	8260/5035	11/7/08	JAH	11/10/08 06:35	MES	B
<i>Surrogate Recoveries</i>	<i>Results</i>	<i>Flag</i>	<i>Units</i>	<i>Limits</i>	<i>Method</i>	<i>Prepared</i>	<i>By</i>	<i>Analyzed</i>	<i>By</i>	<i>Cntr</i>
1,2-Dichloroethane-d4 (S)	89.9		%	71-146	8260/5035	11/7/08	JAH	11/10/08 06:35	MES	B
4-Bromofluorobenzene (S)	113		%	46-138	8260/5035	11/7/08	JAH	11/10/08 06:35	MES	B
Dibromofluoromethane (S)	99.7		%	42-143	8260/5035	11/7/08	JAH	11/10/08 06:35	MES	B
Toluene-d8 (S)	109		%	54-141	8260/5035	11/7/08	JAH	11/10/08 06:35	MES	B
<i>Surrogate Recoveries</i>	<i>Results</i>	<i>Flag</i>	<i>Units</i>	<i>Limits</i>	<i>Method</i>	<i>Prepared</i>	<i>By</i>	<i>Analyzed</i>	<i>By</i>	<i>Cntr</i>
1,2-Dichloroethane-d4 (S)	75		%	56-124	8260/5035	11/7/08	JAH	11/7/08 14:48	MES	C
4-Bromofluorobenzene (S)	80		%	51-128	8260/5035	11/7/08	JAH	11/7/08 14:48	MES	C
Dibromofluoromethane (S)	78		%	62-123	8260/5035	11/7/08	JAH	11/7/08 14:48	MES	C
Toluene-d8 (S)	83		%	59-131	8260/5035	11/7/08	JAH	11/7/08 14:48	MES	C

WET CHEMISTRY

Moisture	25.5		%	0.1	SM20-2540 G			11/7/08 07:40	EL	A
Total Solids	74.5		%	0.1	SM20-2540 G			11/7/08 07:40	EL	A

Sample Comments:


Anna G Milliken
Laboratory Manager



ANALYTICAL RESULTS

Workorder: 9762523 Soil (11/05/08)

Lab ID: **9762523004** Date Collected: 11/5/2008 16:40 Matrix: Solid
Sample ID: **B-007:24_20081105_N** Date Received: 11/6/2008 19:49

Parameters	Results	Flag	Units	RDL	Method	Prepared	By	Analyzed	By	Cntr
PETROLEUM HC's										
Diesel Range Organics C10-C28	ND		mg/kg	7.1	SW846 8015D	11/7/08	CMG	11/9/08 15:10	KJH	A1
Gasoline Range Organics	ND		ug/kg	12400	SW846 8015D	11/7/08	TEH	11/10/08 16:16	TEH	E1
<i>Surrogate Recoveries</i>	<i>Results</i>	<i>Flag</i>	<i>Units</i>	<i>Limits</i>	<i>Method</i>	<i>Prepared</i>	<i>By</i>	<i>Analyzed</i>	<i>By</i>	<i>Cntr</i>
o-Terphenyl (S)	78.4		%	46-124	SW846 8015D	11/7/08	CMG	11/9/08 15:10	KJH	A1
<i>Surrogate Recoveries</i>	<i>Results</i>	<i>Flag</i>	<i>Units</i>	<i>Limits</i>	<i>Method</i>	<i>Prepared</i>	<i>By</i>	<i>Analyzed</i>	<i>By</i>	<i>Cntr</i>
a,a,a-Trifluorotoluene (S)	92.9		%	25-166	SW846 8015D	11/7/08	TEH	11/10/08 16:16	TEH	E1
VOLATILE ORGANICS										
Acetone	ND		ug/kg	30.4	8260/5035	11/7/08	JAH	11/10/08 12:54	JAH	D
tert-Amyl methyl ether	ND		ug/kg	2.4	8260/5035	11/7/08	JAH	11/10/08 12:54	JAH	D
tert-Amyl Alcohol	ND		ug/kg	6.1	8260/5035	11/7/08	JAH	11/10/08 12:54	JAH	D
tert-Amyl Ethylether	ND		ug/kg	2.4	8260/5035	11/7/08	JAH	11/10/08 12:54	JAH	D
Benzene	2.5		ug/kg	2.4	8260/5035	11/7/08	JAH	11/10/08 12:54	JAH	D
Bromochloromethane	ND		ug/kg	2.4	8260/5035	11/7/08	JAH	11/10/08 12:54	JAH	D
Bromodichloromethane	ND		ug/kg	2.4	8260/5035	11/7/08	JAH	11/10/08 12:54	JAH	D
Bromoform	ND		ug/kg	2.4	8260/5035	11/7/08	JAH	11/10/08 12:54	JAH	D
Bromomethane	ND		ug/kg	4.9	8260/5035	11/7/08	JAH	11/10/08 12:54	JAH	D
2-Butanone	ND		ug/kg	12.2	8260/5035	11/7/08	JAH	11/10/08 12:54	JAH	D
tert.- Butyl Alcohol	ND		ug/kg	12	8260/5035	11/7/08	JAH	11/10/08 12:54	JAH	D
Carbon Disulfide	ND		ug/kg	2.4	8260/5035	11/7/08	JAH	11/10/08 12:54	JAH	D
Carbon Tetrachloride	ND		ug/kg	2.4	8260/5035	11/7/08	JAH	11/10/08 12:54	JAH	D
Chlorobenzene	ND		ug/kg	2.4	8260/5035	11/7/08	JAH	11/10/08 12:54	JAH	D
Chlorodibromomethane	ND		ug/kg	2.4	8260/5035	11/7/08	JAH	11/10/08 12:54	JAH	D
Chloroethane	ND		ug/kg	2.4	8260/5035	11/7/08	JAH	11/10/08 12:54	JAH	D
Chloroform	ND		ug/kg	2.4	8260/5035	11/7/08	JAH	11/10/08 12:54	JAH	D
Chloromethane	ND		ug/kg	2.4	8260/5035	11/7/08	JAH	11/10/08 12:54	JAH	D
1,2-Dibromo-3-chloropropane	ND		ug/kg	4.9	8260/5035	11/7/08	JAH	11/10/08 12:54	JAH	D
1,2-Dibromoethane	ND		ug/kg	2.4	8260/5035	11/7/08	JAH	11/10/08 12:54	JAH	D
1,1-Dichloroethane	ND		ug/kg	2.4	8260/5035	11/7/08	JAH	11/10/08 12:54	JAH	D
1,2-Dichloroethane	ND		ug/kg	2.4	8260/5035	11/7/08	JAH	11/10/08 12:54	JAH	D
1,1-Dichloroethene	ND		ug/kg	2.4	8260/5035	11/7/08	JAH	11/10/08 12:54	JAH	D
cis-1,2-Dichloroethene	ND		ug/kg	2.4	8260/5035	11/7/08	JAH	11/10/08 12:54	JAH	D
trans-1,2-Dichloroethene	ND		ug/kg	2.4	8260/5035	11/7/08	JAH	11/10/08 12:54	JAH	D
1,2-Dichloropropane	ND		ug/kg	2.4	8260/5035	11/7/08	JAH	11/10/08 12:54	JAH	D
cis-1,3-Dichloropropene	ND		ug/kg	2.4	8260/5035	11/7/08	JAH	11/10/08 12:54	JAH	D
trans-1,3-Dichloropropene	ND		ug/kg	2.4	8260/5035	11/7/08	JAH	11/10/08 12:54	JAH	D
Diisopropyl ether	ND		ug/kg	2.4	8260/5035	11/7/08	JAH	11/10/08 12:54	JAH	D
Ethyl tert-butyl ether	ND		ug/kg	2.4	8260/5035	11/7/08	JAH	11/10/08 12:54	JAH	D
Ethylbenzene	ND		ug/kg	2.4	8260/5035	11/7/08	JAH	11/10/08 12:54	JAH	D
2-Hexanone	ND		ug/kg	12.2	8260/5035	11/7/08	JAH	11/10/08 12:54	JAH	D
Methyl t-Butyl Ether	ND		ug/kg	2.4	8260/5035	11/7/08	JAH	11/10/08 12:54	JAH	D
4-Methyl-2-Pentanone(MIBK)	ND		ug/kg	12.2	8260/5035	11/7/08	JAH	11/10/08 12:54	JAH	D



ANALYTICAL RESULTS

Workorder: 9762523 Soil (11/05/08)

Lab ID: **9762523004**
Sample ID: **B-007:24_20081105_N**

Date Collected: 11/5/2008 16:40
Date Received: 11/6/2008 19:49

Matrix: Solid

Parameters	Results	Flag	Units	RDL	Method	Prepared	By	Analyzed	By	Cntr
Methylene Chloride	7.1		ug/kg	2.4	8260/5035	11/7/08	JAH	11/10/08 12:54	JAH	D
Styrene	ND		ug/kg	2.4	8260/5035	11/7/08	JAH	11/10/08 12:54	JAH	D
1,1,2,2-Tetrachloroethane	ND		ug/kg	2.4	8260/5035	11/7/08	JAH	11/10/08 12:54	JAH	D
Tetrachloroethene	ND		ug/kg	2.4	8260/5035	11/7/08	JAH	11/10/08 12:54	JAH	D
Toluene	ND		ug/kg	2.4	8260/5035	11/7/08	JAH	11/10/08 12:54	JAH	D
Total Xylenes	ND		ug/kg	7.3	8260/5035	11/7/08	JAH	11/10/08 12:54	JAH	D
1,1,1-Trichloroethane	ND		ug/kg	2.4	8260/5035	11/7/08	JAH	11/10/08 12:54	JAH	D
1,1,2-Trichloroethane	ND		ug/kg	2.4	8260/5035	11/7/08	JAH	11/10/08 12:54	JAH	D
Trichloroethene	ND		ug/kg	2.4	8260/5035	11/7/08	JAH	11/10/08 12:54	JAH	D
Vinyl Chloride	ND		ug/kg	2.4	8260/5035	11/7/08	JAH	11/10/08 12:54	JAH	D
o-Xylene	ND		ug/kg	2.4	8260/5035	11/7/08	JAH	11/10/08 12:54	JAH	D
mp-Xylene	ND		ug/kg	4.9	8260/5035	11/7/08	JAH	11/10/08 12:54	JAH	D
<i>Surrogate Recoveries</i>	<i>Results</i>	<i>Flag</i>	<i>Units</i>	<i>Limits</i>	<i>Method</i>	<i>Prepared</i>	<i>By</i>	<i>Analyzed</i>	<i>By</i>	<i>Cntr</i>
1,2-Dichloroethane-d4 (S)	85		%	56-124	8260/5035	11/7/08	JAH	11/10/08 12:54	JAH	D
4-Bromofluorobenzene (S)	73		%	51-128	8260/5035	11/7/08	JAH	11/10/08 12:54	JAH	D
Dibromofluoromethane (S)	90		%	62-123	8260/5035	11/7/08	JAH	11/10/08 12:54	JAH	D
Toluene-d8 (S)	91		%	59-131	8260/5035	11/7/08	JAH	11/10/08 12:54	JAH	D

WET CHEMISTRY

Moisture	25.5		%	0.1	SM20-2540 G			11/7/08 07:40	EL	A
Total Solids	74.5		%	0.1	SM20-2540 G			11/7/08 07:40	EL	A

Sample Comments:


Anna G Milliken
Laboratory Manager



ANALYTICAL RESULTS

Workorder: 9762523 Soil (11/05/08)

Lab ID: **9762523005** Date Collected: 11/5/2008 14:10 Matrix: Solid
Sample ID: **B-008:12_20081105_N** Date Received: 11/6/2008 19:49

Parameters	Results	Flag	Units	RDL	Method	Prepared	By	Analyzed	By	Cntr
PETROLEUM HC's										
Diesel Range Organics C10-C28	58.6		mg/kg	7.5	SW846 8015D	11/7/08	CMG	11/9/08 16:13	KJH	A1
Gasoline Range Organics	145000		ug/kg	13900	SW846 8015D	11/7/08	TEH	11/10/08 19:43	TEH	E1
<i>Surrogate Recoveries</i>	<i>Results</i>	<i>Flag</i>	<i>Units</i>	<i>Limits</i>	<i>Method</i>	<i>Prepared</i>	<i>By</i>	<i>Analyzed</i>	<i>By</i>	<i>Cntr</i>
o-Terphenyl (S)	74.7		%	46-124	SW846 8015D	11/7/08	CMG	11/9/08 16:13	KJH	A1
<i>Surrogate Recoveries</i>	<i>Results</i>	<i>Flag</i>	<i>Units</i>	<i>Limits</i>	<i>Method</i>	<i>Prepared</i>	<i>By</i>	<i>Analyzed</i>	<i>By</i>	<i>Cntr</i>
a,a,a-Trifluorotoluene (S)	87.4		%	25-166	SW846 8015D	11/7/08	TEH	11/10/08 19:43	TEH	E1
VOLATILE ORGANICS										
Acetone	1380		ug/kg	657	8260/5035	11/7/08	JAH	11/8/08 06:06	DD	B
Benzene	438		ug/kg	65.7	8260/5035	11/7/08	JAH	11/8/08 06:06	DD	B
Bromochloromethane	ND		ug/kg	65.7	8260/5035	11/7/08	JAH	11/8/08 06:06	DD	B
Bromodichloromethane	ND		ug/kg	65.7	8260/5035	11/7/08	JAH	11/8/08 06:06	DD	B
Bromoform	ND		ug/kg	65.7	8260/5035	11/7/08	JAH	11/8/08 06:06	DD	B
Bromomethane	ND		ug/kg	65.7	8260/5035	11/7/08	JAH	11/8/08 06:06	DD	B
2-Butanone	939		ug/kg	657	8260/5035	11/7/08	JAH	11/8/08 06:06	DD	B
Carbon Disulfide	ND		ug/kg	65.7	8260/5035	11/7/08	JAH	11/8/08 06:06	DD	B
Carbon Tetrachloride	ND		ug/kg	65.7	8260/5035	11/7/08	JAH	11/8/08 06:06	DD	B
Chlorobenzene	ND		ug/kg	65.7	8260/5035	11/7/08	JAH	11/8/08 06:06	DD	B
Chlorodibromomethane	ND		ug/kg	65.7	8260/5035	11/7/08	JAH	11/8/08 06:06	DD	B
Chloroethane	ND		ug/kg	65.7	8260/5035	11/7/08	JAH	11/8/08 06:06	DD	B
Chloroform	ND		ug/kg	65.7	8260/5035	11/7/08	JAH	11/8/08 06:06	DD	B
Chloromethane	ND		ug/kg	65.7	8260/5035	11/7/08	JAH	11/8/08 06:06	DD	B
1,2-Dibromo-3-chloropropane	ND		ug/kg	460	8260/5035	11/7/08	JAH	11/8/08 06:06	DD	B
1,2-Dibromoethane	91.6		ug/kg	65.7	8260/5035	11/7/08	JAH	11/8/08 06:06	DD	B
1,1-Dichloroethane	ND		ug/kg	65.7	8260/5035	11/7/08	JAH	11/8/08 06:06	DD	B
1,2-Dichloroethane	79.6		ug/kg	65.7	8260/5035	11/7/08	JAH	11/8/08 06:06	DD	B
1,1-Dichloroethene	ND		ug/kg	65.7	8260/5035	11/7/08	JAH	11/8/08 06:06	DD	B
cis-1,2-Dichloroethene	ND		ug/kg	65.7	8260/5035	11/7/08	JAH	11/8/08 06:06	DD	B
trans-1,2-Dichloroethene	ND		ug/kg	65.7	8260/5035	11/7/08	JAH	11/8/08 06:06	DD	B
1,2-Dichloropropane	ND		ug/kg	65.7	8260/5035	11/7/08	JAH	11/8/08 06:06	DD	B
cis-1,3-Dichloropropene	ND		ug/kg	65.7	8260/5035	11/7/08	JAH	11/8/08 06:06	DD	B
trans-1,3-Dichloropropene	ND		ug/kg	65.7	8260/5035	11/7/08	JAH	11/8/08 06:06	DD	B
Ethylbenzene	1560		ug/kg	65.7	8260/5035	11/7/08	JAH	11/8/08 06:06	DD	B
2-Hexanone	ND		ug/kg	329	8260/5035	11/7/08	JAH	11/8/08 06:06	DD	B
4-Methyl-2-Pentanone(MIBK)	592		ug/kg	329	8260/5035	11/7/08	JAH	11/8/08 06:06	DD	B
Methylene Chloride	ND		ug/kg	65.7	8260/5035	11/7/08	JAH	11/8/08 06:06	DD	B
Styrene	ND		ug/kg	65.7	8260/5035	11/7/08	JAH	11/8/08 06:06	DD	B
1,1,1,2-Tetrachloroethane	ND		ug/kg	65.7	8260/5035	11/7/08	JAH	11/8/08 06:06	DD	B
Tetrachloroethene	ND		ug/kg	65.7	8260/5035	11/7/08	JAH	11/8/08 06:06	DD	B
Toluene	3340		ug/kg	65.7	8260/5035	11/7/08	JAH	11/8/08 06:06	DD	B
Total Xylenes	8620		ug/kg	197	8260/5035	11/7/08	JAH	11/8/08 06:06	DD	B
1,1,1-Trichloroethane	ND		ug/kg	65.7	8260/5035	11/7/08	JAH	11/8/08 06:06	DD	B



ANALYTICAL RESULTS

Workorder: 9762523 Soil (11/05/08)

Lab ID: **9762523005**
Sample ID: **B-008:12_20081105_N**

Date Collected: 11/5/2008 14:10 Matrix: Solid
Date Received: 11/6/2008 19:49

Parameters	Results	Flag	Units	RDL	Method	Prepared	By	Analyzed	By	Cntr
1,1,2-Trichloroethane	219		ug/kg	65.7	8260/5035	11/7/08	JAH	11/8/08 06:06	DD	B
Trichloroethene	ND		ug/kg	65.7	8260/5035	11/7/08	JAH	11/8/08 06:06	DD	B
Vinyl Chloride	ND		ug/kg	65.7	8260/5035	11/7/08	JAH	11/8/08 06:06	DD	B
o-Xylene	2620		ug/kg	65.7	8260/5035	11/7/08	JAH	11/8/08 06:06	DD	B
mp-Xylene	6000		ug/kg	131	8260/5035	11/7/08	JAH	11/8/08 06:06	DD	B
<i>Surrogate Recoveries</i>	<i>Results</i>	<i>Flag</i>	<i>Units</i>	<i>Limits</i>	<i>Method</i>	<i>Prepared</i>	<i>By</i>	<i>Analyzed</i>	<i>By</i>	<i>Cntr</i>
1,2-Dichloroethane-d4 (S)	76.4		%	71-146	8260/5035	11/7/08	JAH	11/8/08 06:06	DD	B
4-Bromofluorobenzene (S)	104		%	46-138	8260/5035	11/7/08	JAH	11/8/08 06:06	DD	B
Dibromofluoromethane (S)	85.1		%	42-143	8260/5035	11/7/08	JAH	11/8/08 06:06	DD	B
Toluene-d8 (S)	97.1		%	54-141	8260/5035	11/7/08	JAH	11/8/08 06:06	DD	B

WET CHEMISTRY

Moisture	30.1		%	0.1	SM20-2540 G			11/7/08 07:40	EL	A
Total Solids	69.9		%	0.1	SM20-2540 G			11/7/08 07:40	EL	A

Sample Comments:


Anna G Milliken
Laboratory Manager



ANALYTICAL RESULTS

Workorder: 9762523 Soil (11/05/08)

Lab ID: **9762523006** Date Collected: 11/5/2008 00:00 Matrix: Solid
Sample ID: **Duplicate-001_20081105_FD** Date Received: 11/6/2008 19:49

Parameters	Results	Flag	Units	RDL	Method	Prepared	By	Analyzed	By	Cntr
PETROLEUM HC's										
Diesel Range Organics C10-C28	99.5		mg/kg	14.0	SW846 8015D	11/7/08	CMG	11/13/08 12:05	KJH	A1
Gasoline Range Organics	49000		ug/kg	13200	SW846 8015D	11/7/08	TEH	11/10/08 16:51	TEH	E1
<i>Surrogate Recoveries</i>	<i>Results</i>	<i>Flag</i>	<i>Units</i>	<i>Limits</i>	<i>Method</i>	<i>Prepared</i>	<i>By</i>	<i>Analyzed</i>	<i>By</i>	<i>Cntr</i>
o-Terphenyl (S)	105		%	46-124	SW846 8015D	11/7/08	CMG	11/13/08 12:05	KJH	A1
<i>Surrogate Recoveries</i>	<i>Results</i>	<i>Flag</i>	<i>Units</i>	<i>Limits</i>	<i>Method</i>	<i>Prepared</i>	<i>By</i>	<i>Analyzed</i>	<i>By</i>	<i>Cntr</i>
a,a,a-Trifluorotoluene (S)	97.5		%	25-166	SW846 8015D	11/7/08	TEH	11/10/08 16:51	TEH	E1
VOLATILE ORGANICS										
Acetone	1350		ug/kg	644	8260/5035	11/7/08	JAH	11/8/08 06:33	DD	B
Benzene	2880		ug/kg	64.4	8260/5035	11/7/08	JAH	11/8/08 06:33	DD	B
Bromochloromethane	ND		ug/kg	64.4	8260/5035	11/7/08	JAH	11/8/08 06:33	DD	B
Bromodichloromethane	ND		ug/kg	64.4	8260/5035	11/7/08	JAH	11/8/08 06:33	DD	B
Bromoform	ND		ug/kg	64.4	8260/5035	11/7/08	JAH	11/8/08 06:33	DD	B
Bromomethane	ND		ug/kg	64.4	8260/5035	11/7/08	JAH	11/8/08 06:33	DD	B
2-Butanone	1250		ug/kg	644	8260/5035	11/7/08	JAH	11/8/08 06:33	DD	B
Carbon Disulfide	ND		ug/kg	64.4	8260/5035	11/7/08	JAH	11/8/08 06:33	DD	B
Carbon Tetrachloride	ND		ug/kg	64.4	8260/5035	11/7/08	JAH	11/8/08 06:33	DD	B
Chlorobenzene	ND		ug/kg	64.4	8260/5035	11/7/08	JAH	11/8/08 06:33	DD	B
Chlorodibromomethane	ND		ug/kg	64.4	8260/5035	11/7/08	JAH	11/8/08 06:33	DD	B
Chloroethane	ND		ug/kg	64.4	8260/5035	11/7/08	JAH	11/8/08 06:33	DD	B
Chloroform	ND		ug/kg	64.4	8260/5035	11/7/08	JAH	11/8/08 06:33	DD	B
Chloromethane	ND		ug/kg	64.4	8260/5035	11/7/08	JAH	11/8/08 06:33	DD	B
1,2-Dibromo-3-chloropropane	ND		ug/kg	451	8260/5035	11/7/08	JAH	11/8/08 06:33	DD	B
1,2-Dibromoethane	183		ug/kg	64.4	8260/5035	11/7/08	JAH	11/8/08 06:33	DD	B
1,1-Dichloroethane	ND		ug/kg	64.4	8260/5035	11/7/08	JAH	11/8/08 06:33	DD	B
1,2-Dichloroethane	147		ug/kg	64.4	8260/5035	11/7/08	JAH	11/8/08 06:33	DD	B
1,1-Dichloroethene	ND		ug/kg	64.4	8260/5035	11/7/08	JAH	11/8/08 06:33	DD	B
cis-1,2-Dichloroethene	ND		ug/kg	64.4	8260/5035	11/7/08	JAH	11/8/08 06:33	DD	B
trans-1,2-Dichloroethene	ND		ug/kg	64.4	8260/5035	11/7/08	JAH	11/8/08 06:33	DD	B
1,2-Dichloropropane	ND		ug/kg	64.4	8260/5035	11/7/08	JAH	11/8/08 06:33	DD	B
cis-1,3-Dichloropropene	ND		ug/kg	64.4	8260/5035	11/7/08	JAH	11/8/08 06:33	DD	B
trans-1,3-Dichloropropene	ND		ug/kg	64.4	8260/5035	11/7/08	JAH	11/8/08 06:33	DD	B
Ethylbenzene	10500		ug/kg	64.4	8260/5035	11/7/08	JAH	11/8/08 06:33	DD	B
2-Hexanone	ND		ug/kg	322	8260/5035	11/7/08	JAH	11/8/08 06:33	DD	B
4-Methyl-2-Pentanone(MIBK)	3100		ug/kg	322	8260/5035	11/7/08	JAH	11/8/08 06:33	DD	B
Methylene Chloride	ND		ug/kg	64.4	8260/5035	11/7/08	JAH	11/8/08 06:33	DD	B
Styrene	ND		ug/kg	64.4	8260/5035	11/7/08	JAH	11/8/08 06:33	DD	B
1,1,1,2-Tetrachloroethane	ND		ug/kg	64.4	8260/5035	11/7/08	JAH	11/8/08 06:33	DD	B
Tetrachloroethene	ND		ug/kg	64.4	8260/5035	11/7/08	JAH	11/8/08 06:33	DD	B
Toluene	30100		ug/kg	322	8260/5035	11/7/08	MES	11/12/08 05:32	MES	B
Total Xylenes	57500		ug/kg	967	8260/5035	11/7/08	MES	11/12/08 05:32	MES	B
1,1,1-Trichloroethane	ND		ug/kg	64.4	8260/5035	11/7/08	JAH	11/8/08 06:33	DD	B



ANALYTICAL RESULTS

Workorder: 9762523 Soil (11/05/08)

Lab ID: **9762523006** Date Collected: 11/5/2008 00:00 Matrix: Solid
Sample ID: **Duplicate-001_20081105_FD** Date Received: 11/6/2008 19:49

Parameters	Results	Flag	Units	RDL	Method	Prepared	By	Analyzed	By	Cntr
1,1,2-Trichloroethane	1290		ug/kg	64.4	8260/5035	11/7/08	JAH	11/8/08 06:33	DD	B
Trichloroethene	ND		ug/kg	64.4	8260/5035	11/7/08	JAH	11/8/08 06:33	DD	B
Vinyl Chloride	ND		ug/kg	64.4	8260/5035	11/7/08	JAH	11/8/08 06:33	DD	B
o-Xylene	15900		ug/kg	322	8260/5035	11/7/08	MES	11/12/08 05:32	MES	B
mp-Xylene	41700		ug/kg	644	8260/5035	11/7/08	MES	11/12/08 05:32	MES	B
<i>Surrogate Recoveries</i>	<i>Results</i>	<i>Flag</i>	<i>Units</i>	<i>Limits</i>	<i>Method</i>	<i>Prepared</i>	<i>By</i>	<i>Analyzed</i>	<i>By</i>	<i>Cntr</i>
1,2-Dichloroethane-d4 (S)	80.9		%	71-146	8260/5035	11/7/08	JAH	11/8/08 06:33	DD	B
4-Bromofluorobenzene (S)	102		%	46-138	8260/5035	11/7/08	JAH	11/8/08 06:33	DD	B
Toluene-d8 (S)	99.1		%	54-141	8260/5035	11/7/08	JAH	11/8/08 06:33	DD	B
Dibromofluoromethane (S)	86.6		%	42-143	8260/5035	11/7/08	JAH	11/8/08 06:33	DD	B
1,2-Dichloroethane-d4 (S)	96.1		%	71-146	8260/5035	11/7/08	MES	11/12/08 05:32	MES	B
Toluene-d8 (S)	97.2		%	54-141	8260/5035	11/7/08	MES	11/12/08 05:32	MES	B
Dibromofluoromethane (S)	94		%	42-143	8260/5035	11/7/08	MES	11/12/08 05:32	MES	B
4-Bromofluorobenzene (S)	90.5		%	46-138	8260/5035	11/7/08	MES	11/12/08 05:32	MES	B

WET CHEMISTRY

Moisture	25.8		%	0.1	SM20-2540 G			11/7/08 07:40	EL	A
Total Solids	74.2		%	0.1	SM20-2540 G			11/7/08 07:40	EL	A

Sample Comments:

This sample was analyzed at a dilution in the 8015 diesel range organics analysis due to the level of analyte detected. Reporting limits were adjusted accordingly.


Anna G Milliken
Laboratory Manager



ANALYTICAL RESULTS

Workorder: 9762523 Soil (11/05/08)

Lab ID: **9762523007** Date Collected: 11/5/2008 15:30 Matrix: Solid
Sample ID: **B-009:24_20081105_N** Date Received: 11/6/2008 19:49

Parameters	Results	Flag	Units	RDL	Method	Prepared	By	Analyzed	By	Cntr
PETROLEUM HC's										
Diesel Range Organics C10-C28	ND		mg/kg	6.5	SW846 8015D	11/7/08	CMG	11/9/08 18:19	KJH	A1
Gasoline Range Organics	ND		ug/kg	11600	SW846 8015D	11/7/08	TEH	11/10/08 17:26	TEH	E1
<i>Surrogate Recoveries</i>	<i>Results</i>	<i>Flag</i>	<i>Units</i>	<i>Limits</i>	<i>Method</i>	<i>Prepared</i>	<i>By</i>	<i>Analyzed</i>	<i>By</i>	<i>Cntr</i>
o-Terphenyl (S)	83.7		%	46-124	SW846 8015D	11/7/08	CMG	11/9/08 18:19	KJH	A1
<i>Surrogate Recoveries</i>	<i>Results</i>	<i>Flag</i>	<i>Units</i>	<i>Limits</i>	<i>Method</i>	<i>Prepared</i>	<i>By</i>	<i>Analyzed</i>	<i>By</i>	<i>Cntr</i>
a,a,a-Trifluorotoluene (S)	93.8		%	25-166	SW846 8015D	11/7/08	TEH	11/10/08 17:26	TEH	E1
VOLATILE ORGANICS										
Acetone	ND		ug/kg	28.1	8260/5035	11/7/08	JAH	11/7/08 16:33	MES	C
tert-Amyl methyl ether	ND		ug/kg	2.2	8260/5035	11/7/08	JAH	11/7/08 16:33	MES	C
tert-Amyl Alcohol	ND		ug/kg	5.6	8260/5035	11/7/08	JAH	11/7/08 16:33	MES	C
tert-Amyl Ethylether	ND		ug/kg	2.2	8260/5035	11/7/08	JAH	11/7/08 16:33	MES	C
Benzene	ND		ug/kg	2.2	8260/5035	11/7/08	JAH	11/7/08 16:33	MES	C
Bromochloromethane	ND		ug/kg	2.2	8260/5035	11/7/08	JAH	11/7/08 16:33	MES	C
Bromodichloromethane	ND		ug/kg	2.2	8260/5035	11/7/08	JAH	11/7/08 16:33	MES	C
Bromoform	ND		ug/kg	2.2	8260/5035	11/7/08	JAH	11/7/08 16:33	MES	C
Bromomethane	ND		ug/kg	4.5	8260/5035	11/7/08	JAH	11/7/08 16:33	MES	C
2-Butanone	ND		ug/kg	11.2	8260/5035	11/7/08	JAH	11/7/08 16:33	MES	C
tert.- Butyl Alcohol	ND		ug/kg	11	8260/5035	11/7/08	JAH	11/7/08 16:33	MES	C
Carbon Disulfide	ND		ug/kg	2.2	8260/5035	11/7/08	JAH	11/7/08 16:33	MES	C
Carbon Tetrachloride	ND		ug/kg	2.2	8260/5035	11/7/08	JAH	11/7/08 16:33	MES	C
Chlorobenzene	ND		ug/kg	2.2	8260/5035	11/7/08	JAH	11/7/08 16:33	MES	C
Chlorodibromomethane	ND		ug/kg	2.2	8260/5035	11/7/08	JAH	11/7/08 16:33	MES	C
Chloroethane	ND		ug/kg	2.2	8260/5035	11/7/08	JAH	11/7/08 16:33	MES	C
Chloroform	ND		ug/kg	2.2	8260/5035	11/7/08	JAH	11/7/08 16:33	MES	C
Chloromethane	ND		ug/kg	2.2	8260/5035	11/7/08	JAH	11/7/08 16:33	MES	C
1,2-Dibromo-3-chloropropane	ND		ug/kg	4.5	8260/5035	11/7/08	JAH	11/7/08 16:33	MES	C
1,2-Dibromoethane	ND		ug/kg	2.2	8260/5035	11/7/08	JAH	11/7/08 16:33	MES	C
1,1-Dichloroethane	ND		ug/kg	2.2	8260/5035	11/7/08	JAH	11/7/08 16:33	MES	C
1,2-Dichloroethane	ND		ug/kg	2.2	8260/5035	11/7/08	JAH	11/7/08 16:33	MES	C
1,1-Dichloroethene	ND		ug/kg	2.2	8260/5035	11/7/08	JAH	11/7/08 16:33	MES	C
cis-1,2-Dichloroethene	ND		ug/kg	2.2	8260/5035	11/7/08	JAH	11/7/08 16:33	MES	C
trans-1,2-Dichloroethene	ND		ug/kg	2.2	8260/5035	11/7/08	JAH	11/7/08 16:33	MES	C
1,2-Dichloropropane	ND		ug/kg	2.2	8260/5035	11/7/08	JAH	11/7/08 16:33	MES	C
cis-1,3-Dichloropropene	ND		ug/kg	2.2	8260/5035	11/7/08	JAH	11/7/08 16:33	MES	C
trans-1,3-Dichloropropene	ND		ug/kg	2.2	8260/5035	11/7/08	JAH	11/7/08 16:33	MES	C
Diisopropyl ether	ND		ug/kg	2.2	8260/5035	11/7/08	JAH	11/7/08 16:33	MES	C
Ethyl tert-butyl ether	ND		ug/kg	2.2	8260/5035	11/7/08	JAH	11/7/08 16:33	MES	C
Ethylbenzene	ND		ug/kg	2.2	8260/5035	11/7/08	JAH	11/7/08 16:33	MES	C
2-Hexanone	ND		ug/kg	11.2	8260/5035	11/7/08	JAH	11/7/08 16:33	MES	C
Methyl t-Butyl Ether	4.0		ug/kg	2.2	8260/5035	11/7/08	JAH	11/7/08 16:33	MES	C
4-Methyl-2-Pentanone(MIBK)	ND		ug/kg	11.2	8260/5035	11/7/08	JAH	11/7/08 16:33	MES	C



ANALYTICAL RESULTS

Workorder: 9762523 Soil (11/05/08)

Lab ID: **9762523007**
Sample ID: **B-009:24_20081105_N**

Date Collected: 11/5/2008 15:30
Date Received: 11/6/2008 19:49

Matrix: Solid

Parameters	Results	Flag	Units	RDL	Method	Prepared	By	Analyzed	By	Cntr
Methylene Chloride	10		ug/kg	2.2	8260/5035	11/7/08	JAH	11/7/08 16:33	MES	C
Styrene	ND		ug/kg	2.2	8260/5035	11/7/08	JAH	11/7/08 16:33	MES	C
1,1,2,2-Tetrachloroethane	ND		ug/kg	2.2	8260/5035	11/7/08	JAH	11/7/08 16:33	MES	C
Tetrachloroethene	ND		ug/kg	2.2	8260/5035	11/7/08	JAH	11/7/08 16:33	MES	C
Toluene	ND		ug/kg	2.2	8260/5035	11/7/08	JAH	11/7/08 16:33	MES	C
Total Xylenes	ND		ug/kg	6.7	8260/5035	11/7/08	JAH	11/7/08 16:33	MES	C
1,1,1-Trichloroethane	ND		ug/kg	2.2	8260/5035	11/7/08	JAH	11/7/08 16:33	MES	C
1,1,2-Trichloroethane	ND		ug/kg	2.2	8260/5035	11/7/08	JAH	11/7/08 16:33	MES	C
Trichloroethene	ND		ug/kg	2.2	8260/5035	11/7/08	JAH	11/7/08 16:33	MES	C
Vinyl Chloride	ND		ug/kg	2.2	8260/5035	11/7/08	JAH	11/7/08 16:33	MES	C
o-Xylene	ND		ug/kg	2.2	8260/5035	11/7/08	JAH	11/7/08 16:33	MES	C
mp-Xylene	ND		ug/kg	4.5	8260/5035	11/7/08	JAH	11/7/08 16:33	MES	C
<i>Surrogate Recoveries</i>	<i>Results</i>	<i>Flag</i>	<i>Units</i>	<i>Limits</i>	<i>Method</i>	<i>Prepared</i>	<i>By</i>	<i>Analyzed</i>	<i>By</i>	<i>Cntr</i>
1,2-Dichloroethane-d4 (S)	81		%	56-124	8260/5035	11/7/08	JAH	11/7/08 16:33	MES	C
4-Bromofluorobenzene (S)	77		%	51-128	8260/5035	11/7/08	JAH	11/7/08 16:33	MES	C
Dibromofluoromethane (S)	86		%	62-123	8260/5035	11/7/08	JAH	11/7/08 16:33	MES	C
Toluene-d8 (S)	94		%	59-131	8260/5035	11/7/08	JAH	11/7/08 16:33	MES	C

WET CHEMISTRY

Moisture	18.4		%	0.1	SM20-2540 G			11/7/08 07:40	EL	A
Total Solids	81.6		%	0.1	SM20-2540 G			11/7/08 07:40	EL	A

Sample Comments:


Anna G Milliken
Laboratory Manager




ANALYTICAL LABORATORY SERVICES, INC.

www.analyticallab.com

NELAP Accredited
PA 22-293 NJ PA010



34 Dogwood Lane - Middletown, PA 17057 Phone: 717-944-5541 Fax: 717-944-1430



Page 1 of 2
Courier: _____
Tracking #: _____

CHAIN OF CUSTODY/ REQUEST FOR ANALYSIS

ALL SHADED AREAS MUST BE COMPLETED BY THE CLIENT/SAMPLER. INSTRUCTIONS ON THE BACK.

Analytical Laboratory Services, Inc.
Environmental • Industrial Hygiene • Field Services
34 Dogwood Lane • Middletown, PA 17057 • 717.944.5541 • Fax: 717.944.1430

Co. Name: REPS6, Inc
Contact (Region): MKuczynski
Address: 6901 Kingsessing Avenue Philadelphia, Pa. 19142 2nd Floor
Phone: 215-729-3220

Bill to (different than Report to):
Some as above
PO#: 2589

Project Name#: Calvert City #5977.130.01
Normal Standard Rush-Subject to ALSI approval and surcharges.
Date Required: 11/2/18
Approved By: Dan Beaton

Email? Fax?
Y No.
Sample Description/Location
COC Comments

Sample No.	Sample Date	Sample Time	Matrix	Enter Number of Containers Per Analysis
1 B-001	11/5/18	18:00	S	1 X 1
2 B-002	11/5/18	18:00	S	1 X 1
3 B-003	11/5/18	18:00	S	1 X 1
4 B-004	11/5/18	10:50	S	1 X 1
5 B-005	11/5/18	13:30	S	1 X 1
6 B-006	11/5/18	14:10	S	1 X 1
7 B-007	11/5/18	16:40	S	1 X 1
8 B-008	11/5/18	14:10	S	1 X 1

SAMPLED BY (Please Print): Brenda L. Muczynski
LOGGED BY (signature): [Signature]
REVIEWED BY (signature): [Signature]

Relinquished By / Company Name	Date	Time	Received By / Company Name	Date	Time
Ray Hobbes	11/6	1800	Ray Hobbes	11/6	1220
UM	11/6	1949	UM	11/6	1800
UM	11/6	1949	UM	11/6	1949

ANALYSES/METHOD REQUESTED

Receipt Information (checked by Sampler/Receiver)
Correct sample volume? Correct preservation? Headspace/Volatiles? Container in good condition?

ALS FIELD SERVICES
 Pickup
 Labor
 Composite Sampling
 Rental Equipment
 Other

SWA Form/No. Standard CLP-ke NI-Reduced NI-FLT Equis (if yes, format type: Other)

Share Samples Collected In? MD NJ NY PA

DOD Criteria Required?



ANALYTICAL LABORATORY SERVICES, INC.

www.analyticallab.com

NELAP Accredited
PA 22-293 NJ PA010



34 Dogwood Lane - Middletown, PA 17057 Phone: 717-944-5541 Fax: 717-944-1430

CHAIN OF CUSTODY REQUEST FOR ANALYSIS

ALL SHADED AREAS MUST BE COMPLETED BY THE CLIENT/SAMPLER (INSTRUCTIONS ON THE BACK)

Page 2 of 2
Courier: 9762523
Tracking #:

Analytical Laboratory Services, Inc.
Environmental • Industrial Hygiene • Field Services

34 Dogwood Lane • Middletown, PA 17057 • 717-944-5541 • Fax: 717-944-1430

Co. Name: REPSG, Inc
Contact (Report to): Mark Kuczyński Phone: 215-729-3220
Address: 6901 Kingcrossing Avenue 2nd Floor
Pala, Pa. 19142

Bill to (if different than Report to): Same as above
PO#: 2589

Project Name#: Calvert City #5977.120.01 ALSI Quote #: 11218
TAT: Normal-Standard TAT is 5 business days.
 Rush-Subject to ALSI approval and surcharges.

Email? Y N
Fax? Y N
Approved By: Don Beahm
m.kuczynski@repsg.com

Sample Description/Location (as it will appear on the lab report)
1 Duplicate-001:
2 B-009:24

Sample No.	Sample Date	Military Time	COC Comments	Enter Number of Containers Per Analysis
1	11-5-08	X 6	VOCs by method 8260 include TBA + MRE	X3 X1 X1
2	11-5-08	15:36		X3 X1 X1
3				
4				
5				
6				
7				
8				

LOGGED BY (signature):
REVIEWED BY (signature):

Relinquished By / Company Name	Date	Time	Received By / Company Name	Date	Time
Don Beahm	11/6	12:20	Don Beahm	11-6	12:20
Don Beahm	11-6	1800	VM	11-6	1800
Don Beahm	11-6	1949	VM	11-6	1949

Receipt information Received by: [Signature] Date: [Date]	Container Type: Enc. CG Exr Container Size: 59 402 59 Preservative: UP UP UP	ANALYSES/METHOD REQUESTED VOCs by method 8260 TBA + MRE TDA - DRD method 8045B TTH - GRO method 8045B	Matrix: G or C	Standard: <input type="checkbox"/> Standard CLP-like: <input type="checkbox"/> CLP-like NJ-Reduced: <input type="checkbox"/> NJ-Reduced NJ-Full: <input type="checkbox"/> NJ-Full	SWMA Form: <input type="checkbox"/> Form Collected by: MD	ALSIS FIELD SERVICES <input checked="" type="checkbox"/> Pickup <input type="checkbox"/> Labor <input type="checkbox"/> Composite Sampling <input type="checkbox"/> Rental Equipment <input type="checkbox"/> Other:
Notes: Therm. ID: 210 23559 No. of Coolers: 1 Cooler Temp: 1	Correct containers? Y N Correct sample volumes? Y N Correct preservation? Y N Headspace/Volatiles? Y N Circle appropriate Y or N.	Enter Number of Containers Per Analysis	SWMA Form: <input type="checkbox"/> Form Collected by: MD	Standard: <input type="checkbox"/> Standard CLP-like: <input type="checkbox"/> CLP-like NJ-Reduced: <input type="checkbox"/> NJ-Reduced NJ-Full: <input type="checkbox"/> NJ-Full	SWMA Form: <input type="checkbox"/> Form Collected by: MD	ALSIS FIELD SERVICES <input checked="" type="checkbox"/> Pickup <input type="checkbox"/> Labor <input type="checkbox"/> Composite Sampling <input type="checkbox"/> Rental Equipment <input type="checkbox"/> Other:

Copies: WHITE - ORIGINAL CANARY - CUSTOMER COPY
* G=Grab; C=Composite
**Matrix: A=Air; DW=Drinking Water; GW=Groundwater; LI=Liquid; CL=Other; LIQ=Liquid; SL=Sludge; SO=Soil; WP=Wflop; WW=Wastewater
***Container Type: AG=Amber Glass; CG=Clear Glass; PL=Plastic. Container Size: 250ml, 500ml, 1L, 8oz., etc. Preservative: HCl, HNO3, NaOH, etc.



Susan J. Baer

From: Mark Kuczynski [Mkuczynski@repsg.com]
Sent: Friday, November 07, 2008 10:02 AM
To: Susan J. Baer
Subject: RE: MD job

You can have Brenda MacPhail as the sampler. Thanks.

From: Susan J. Baer [mailto:sbaer@analyticallab.com]
Sent: Friday, November 07, 2008 10:02
To: Mark Kuczynski
Subject: RE: MD job

OK Mark. That will be no problem. The person who filled out the chains of custody indicated that the GW samples were one workorder (page 1 of 1) and that the SO samples were one workorder (1 of 2 and 2 of 2). This will ensure separate entry.

Can you tell me who collected the samples, or should I put "collected by client" on the reports? (This field was blank on the chain of custody.)

Thanks.

Sue

From: Mark Kuczynski [mailto:Mkuczynski@repsg.com]
Sent: Friday, November 07, 2008 9:53 AM
To: Susan J. Baer
Subject: MD job

Sue, for the soil and GW samples that came in yesterday for the MD job, please have separate lab reports, invoices, and EDDs for the water and the soil samples. Let me know of any questions. Thanks.

Mark Kuczynski
Environmental Database Manager
REPSG
React Environmental
Professional Services Group, Inc
P.O. Box 5377
6901 Kingsessing Ave., Suite 201
Philadelphia, PA 19142
Phone: 215-729-3220 ex. 311
Fax: 215 729-1557
Cell: 267-688-7309
MKuczynski@repsg.com
www.repsg.com

11/7/2008



Certificate of Analysis

Project Name:	MD SITE - SOILS - MDE -REV	Workorder:	9765159
Purchase Order:	2665	Workorder ID:	Soil (11/24/08)

Mr. Mark Kuczynski
REPSG
6901 Kingsessing Ave., Ste 201
PO Box 5377
Philadelphia, PA 19142

December 10, 2008

Dear Mr. Kuczynski,

Enclosed are the analytical results for samples received by the laboratory on Tuesday, November 25, 2008

ALSI is a National Environmental Laboratory Accreditation Conference (NELAC) accredited laboratory and as such, certifies that all applicable test results meet the requirements of NELAC.

If you have any questions regarding this certificate of analysis, please contact Anna Milliken (Project Coordinator) or Anna G Milliken (Laboratory Manager) at (717) 944-5541.

Please visit us at www.analyticallab.com for a listing of ALSI's NELAC accreditations and Scope of Work, as well as other links to Water Quality documentation on the internet.

This laboratory report may not be reproduced, except in full, without the written approval of ALSI.

NOTE: ALSI has changed the report generation tool and while we have tried to retain the existing format, you will notice some changes in the laboratory report. Please feel free to contact ALSI in case you have any questions.

Analytical Laboratory Services, Inc.

This page is included as part of the Analytical Report and must be retained as a permanent record thereof.


Anna G Milliken
Laboratory Manager



SAMPLE SUMMARY

Workorder: 9765159 Soil (11/24/08)

Discard Date: 12/24/2008

Lab ID	Sample ID	Matrix	Date Collected	Date Received	Collected By
9765159001	B-001:19.5_20081124_N	Solid	11/24/08 12:05	11/25/08 19:45	Joe Crooks
9765159002	B-003:19.5_20081124_N	Solid	11/24/08 10:40	11/25/08 19:45	Joe Crooks
9765159003	B-006:19.5_20081124_N	Solid	11/24/08 16:15	11/25/08 19:45	Joe Crooks
9765159004	B-011:20.5_20081124_N	Solid	11/24/08 13:55	11/25/08 19:45	Joe Crooks
9765159005	B-010:20.5_20081124_N	Solid	11/24/08 14:35	11/25/08 19:45	Joe Crooks
9765159006	B-012:19.5_20081124_N	Solid	11/24/08 15:30	11/25/08 19:45	Joe Crooks
9765159007	Duplicate_20081124_FD	Solid	11/24/08 00:00	11/25/08 19:45	Joe Crooks

Workorder Comments:

Notes

- Samples collected by ALSI personnel are done so in accordance with the procedures set forth in the ALSI Field Sampling Plan (20 - Field Services Sampling Plan).
- All Waste Water analyses comply with methodology requirements of 40 CFR Part 136.
- All Drinking Water analyses comply with methodology requirements of 40 CFR Part 141.
- Unless otherwise noted, all quantitative results for soils are reported on a dry weight basis.
- The Chain of Custody document is included as part of this report.

Standard Acronyms/Flags

- J, B Indicates an estimated value between the Method Detection Limit (MDL) and the Practical Quantitation Limit (PQL) for the analyte
- U Indicates that the analyte was Not Detected (ND)
- MDL Method Detection Limit
- PQL Practical Quantitation Limit
- RDL Reporting Detection Limit
- ND Not Detected - indicates that the analyte was Not Detected at the RDL
- Cntr Analysis was performed using this container
- RegLmt Regulatory Limit
- LCS Laboratory Control Sample
- MS Matrix Spike
- MSD Matrix Spike Duplicate
- DUP Sample Duplicate
- %Rec Percent Recovery
- RPD Relative Percent Difference



ANALYTICAL RESULTS

Workorder: 9765159 Soil (11/24/08)

Lab ID: **9765159001** Date Collected: 11/24/2008 12:05 Matrix: Solid
Sample ID: **B-001:19.5_20081124_N** Date Received: 11/25/2008 19:45

Parameters	Results	Units	Footnotes	RDL	MDL	Method	Prepared	By	Analyzed	By	Cntr
PETROLEUM HC's											
Diesel Range Organics C10-C28	ND	mg/kg		6.8	0.96	SW846 8015D	11/26/08	RSS	11/28/08 20:19	KJH	A1
Gasoline Range Organics	ND	ug/kg		11300	3280	SW846 8015D	11/26/08	TEH	11/26/08 16:04	TEH	E1
<i>Surrogate Recoveries</i>	<i>Results</i>	<i>Units</i>	<i>Footnotes</i>	<i>Limits</i>		<i>Method</i>	<i>Prepared</i>	<i>By</i>	<i>Analyzed</i>	<i>By</i>	<i>Cntr</i>
o-Terphenyl (S)	89.7	%		46-124		SW846 8015D	11/26/08	RSS	11/28/08 20:19	KJH	A1
<i>Surrogate Recoveries</i>	<i>Results</i>	<i>Units</i>	<i>Footnotes</i>	<i>Limits</i>		<i>Method</i>	<i>Prepared</i>	<i>By</i>	<i>Analyzed</i>	<i>By</i>	<i>Cntr</i>
a,a,a-Trifluorotoluene (S)	80.3	%		25-166		SW846 8015D	11/26/08	TEH	11/26/08 16:04	TEH	E1
VOLATILE ORGANICS											
Acetone	13.3J	ug/kg		28.9	9.3	8260/5035	11/26/08	ECR	11/26/08 14:39	MES	C
tert-Amyl methyl ether	ND	ug/kg		2.3	0.46	8260/5035	11/26/08	ECR	11/26/08 14:39	MES	C
tert-Amyl Alcohol	ND	ug/kg		5.8	5.8	8260/5035	11/26/08	ECR	11/26/08 14:39	MES	C
tert-Amyl Ethylether	ND	ug/kg		2.3	1.2	8260/5035	11/26/08	ECR	11/26/08 14:39	MES	C
Benzene	ND	ug/kg		2.3	0.46	8260/5035	11/26/08	ECR	11/26/08 14:39	MES	C
Bromochloromethane	ND	ug/kg		2.3	0.58	8260/5035	11/26/08	ECR	11/26/08 14:39	MES	C
Bromodichloromethane	ND	ug/kg		2.3	0.35	8260/5035	11/26/08	ECR	11/26/08 14:39	MES	C
Bromoform	ND	ug/kg		2.3	1.3	8260/5035	11/26/08	ECR	11/26/08 14:39	MES	C
Bromomethane	ND	ug/kg		4.6	0.58	8260/5035	11/26/08	ECR	11/26/08 14:39	MES	C
2-Butanone	ND	ug/kg		11.6	2.3	8260/5035	11/26/08	ECR	11/26/08 14:39	MES	C
tert.- Butyl Alcohol	ND	ug/kg		11.6	2.3	8260/5035	11/26/08	ECR	11/26/08 14:39	MES	C
Carbon Disulfide	ND	ug/kg		2.3	0.35	8260/5035	11/26/08	ECR	11/26/08 14:39	MES	C
Carbon Tetrachloride	ND	ug/kg		2.3	0.58	8260/5035	11/26/08	ECR	11/26/08 14:39	MES	C
Chlorobenzene	ND	ug/kg		2.3	0.46	8260/5035	11/26/08	ECR	11/26/08 14:39	MES	C
Chlorodibromomethane	ND	ug/kg		2.3	0.58	8260/5035	11/26/08	ECR	11/26/08 14:39	MES	C
Chloroethane	ND	ug/kg		2.3	0.58	8260/5035	11/26/08	ECR	11/26/08 14:39	MES	C
Chloroform	ND	ug/kg		2.3	0.35	8260/5035	11/26/08	ECR	11/26/08 14:39	MES	C
Chloromethane	ND	ug/kg		2.3	0.35	8260/5035	11/26/08	ECR	11/26/08 14:39	MES	C
1,2-Dibromo-3-chloropropane	ND	ug/kg		4.6	1.2	8260/5035	11/26/08	ECR	11/26/08 14:39	MES	C
1,2-Dibromoethane	ND	ug/kg		2.3	0.35	8260/5035	11/26/08	ECR	11/26/08 14:39	MES	C
1,1-Dichloroethane	ND	ug/kg		2.3	0.35	8260/5035	11/26/08	ECR	11/26/08 14:39	MES	C
1,2-Dichloroethane	19.8	ug/kg		2.3	0.35	8260/5035	11/26/08	ECR	11/26/08 14:39	MES	C
1,1-Dichloroethene	ND	ug/kg		2.3	0.58	8260/5035	11/26/08	ECR	11/26/08 14:39	MES	C
cis-1,2-Dichloroethene	ND	ug/kg		2.3	0.58	8260/5035	11/26/08	ECR	11/26/08 14:39	MES	C
trans-1,2-Dichloroethene	ND	ug/kg		2.3	0.46	8260/5035	11/26/08	ECR	11/26/08 14:39	MES	C
1,2-Dichloropropane	ND	ug/kg		2.3	0.35	8260/5035	11/26/08	ECR	11/26/08 14:39	MES	C
cis-1,3-Dichloropropene	ND	ug/kg		2.3	0.46	8260/5035	11/26/08	ECR	11/26/08 14:39	MES	C
trans-1,3-Dichloropropene	ND	ug/kg		2.3	0.69	8260/5035	11/26/08	ECR	11/26/08 14:39	MES	C
Diisopropyl ether	ND	ug/kg		2.3	0.23	8260/5035	11/26/08	ECR	11/26/08 14:39	MES	C
Ethyl tert-butyl ether	ND	ug/kg		2.3	0.35	8260/5035	11/26/08	ECR	11/26/08 14:39	MES	C
Ethylbenzene	ND	ug/kg		2.3	0.35	8260/5035	11/26/08	ECR	11/26/08 14:39	MES	C
2-Hexanone	ND	ug/kg		11.6	0.93	8260/5035	11/26/08	ECR	11/26/08 14:39	MES	C
Methyl t-Butyl Ether	ND	ug/kg		2.3	0.35	8260/5035	11/26/08	ECR	11/26/08 14:39	MES	C
4-Methyl-2-Pentanone(MIBK)	ND	ug/kg		11.6	1.2	8260/5035	11/26/08	ECR	11/26/08 14:39	MES	C



ANALYTICAL RESULTS

Workorder: 9765159 Soil (11/24/08)

Lab ID: **9765159001** Date Collected: 11/24/2008 12:05 Matrix: Solid
Sample ID: **B-001:19.5_20081124_N** Date Received: 11/25/2008 19:45

Parameters	Results	Units	Footnotes	RDL	MDL	Method	Prepared	By	Analyzed	By	Cntr
Methylene Chloride	5.4	ug/kg		2.3	0.81	8260/5035	11/26/08	ECR	11/26/08 14:39	MES	C
Styrene	ND	ug/kg		2.3	0.35	8260/5035	11/26/08	ECR	11/26/08 14:39	MES	C
1,1,2,2-Tetrachloroethane	ND	ug/kg		2.3	0.58	8260/5035	11/26/08	ECR	11/26/08 14:39	MES	C
Tetrachloroethene	ND	ug/kg		2.3	0.58	8260/5035	11/26/08	ECR	11/26/08 14:39	MES	C
Toluene	ND	ug/kg		2.3	0.35	8260/5035	11/26/08	ECR	11/26/08 14:39	MES	C
Total Xylenes	ND	ug/kg		6.9	1.2	8260/5035	11/26/08	ECR	11/26/08 14:39	MES	C
1,1,1-Trichloroethane	ND	ug/kg		2.3	0.46	8260/5035	11/26/08	ECR	11/26/08 14:39	MES	C
1,1,2-Trichloroethane	ND	ug/kg		2.3	0.93	8260/5035	11/26/08	ECR	11/26/08 14:39	MES	C
Trichloroethene	ND	ug/kg		2.3	0.58	8260/5035	11/26/08	ECR	11/26/08 14:39	MES	C
Vinyl Chloride	ND	ug/kg		2.3	0.35	8260/5035	11/26/08	ECR	11/26/08 14:39	MES	C
o-Xylene	ND	ug/kg		2.3	0.35	8260/5035	11/26/08	ECR	11/26/08 14:39	MES	C
mp-Xylene	ND	ug/kg		4.6	1.2	8260/5035	11/26/08	ECR	11/26/08 14:39	MES	C
<i>Surrogate Recoveries</i>	<i>Results</i>	<i>Units</i>	<i>Footnotes</i>	<i>Limits</i>		<i>Method</i>	<i>Prepared</i>	<i>By</i>	<i>Analyzed</i>	<i>By</i>	<i>Cntr</i>
1,2-Dichloroethane-d4 (S)	82.3	%		56-124		8260/5035	11/26/08	ECR	11/26/08 14:39	MES	C
4-Bromofluorobenzene (S)	98.9	%		51-128		8260/5035	11/26/08	ECR	11/26/08 14:39	MES	C
Dibromofluoromethane (S)	95	%		62-123		8260/5035	11/26/08	ECR	11/26/08 14:39	MES	C
Toluene-d8 (S)	116	%		59-131		8260/5035	11/26/08	ECR	11/26/08 14:39	MES	C

WET CHEMISTRY

Moisture	23.3	%		0.1	0.1	SM20-2540 G			11/26/08 06:30	EL	A
Total Solids	76.7	%		0.1	0.1	SM20-2540 G			11/26/08 06:30	EL	A

Sample Comments:

This laboratory report was reprinted due to a modification to one or more sample reports in this workorder. The necessity for this is due to the consecutive numbering of samples in a given workorder.

Anna G Milliken
Laboratory Manager



ANALYTICAL RESULTS

Workorder: 9765159 Soil (11/24/08)

Lab ID: **9765159002** Date Collected: 11/24/2008 10:40 Matrix: Solid
Sample ID: **B-003:19.5_20081124_N** Date Received: 11/25/2008 19:45

Parameters	Results	Units	Footnotes	RDL	MDL	Method	Prepared	By	Analyzed	By	Cntr
PETROLEUM HC's											
Diesel Range Organics C10-C28	ND	mg/kg		6.5	0.92	SW846 8015D	11/26/08	RSS	11/28/08 21:23	KJH	A1
Gasoline Range Organics	ND	ug/kg		10600	3080	SW846 8015D	11/26/08	TEH	11/26/08 16:38	TEH	E1
<i>Surrogate Recoveries</i>	<i>Results</i>	<i>Units</i>	<i>Footnotes</i>	<i>Limits</i>		<i>Method</i>	<i>Prepared</i>	<i>By</i>	<i>Analyzed</i>	<i>By</i>	<i>Cntr</i>
o-Terphenyl (S)	92.2	%		46-124		SW846 8015D	11/26/08	RSS	11/28/08 21:23	KJH	A1
<i>Surrogate Recoveries</i>	<i>Results</i>	<i>Units</i>	<i>Footnotes</i>	<i>Limits</i>		<i>Method</i>	<i>Prepared</i>	<i>By</i>	<i>Analyzed</i>	<i>By</i>	<i>Cntr</i>
a,a,a-Trifluorotoluene (S)	95.3	%		25-166		SW846 8015D	11/26/08	TEH	11/26/08 16:38	TEH	E1
VOLATILE ORGANICS											
Acetone	41.8	ug/kg		26.6	8.5	8260/5035	11/26/08	MES	11/28/08 14:36	MES	C
tert-Amyl methyl ether	ND	ug/kg		2.1	0.43	8260/5035	11/26/08	MES	11/28/08 14:36	MES	C
tert-Amyl Alcohol	ND	ug/kg		5.3	5.3	8260/5035	11/26/08	MES	11/28/08 14:36	MES	C
tert-Amyl Ethylether	ND	ug/kg		2.1	1.1	8260/5035	11/26/08	MES	11/28/08 14:36	MES	C
Benzene	1.9J	ug/kg		2.1	0.43	8260/5035	11/26/08	MES	11/28/08 14:36	MES	C
Bromochloromethane	ND	ug/kg		2.1	0.53	8260/5035	11/26/08	MES	11/28/08 14:36	MES	C
Bromodichloromethane	ND	ug/kg		2.1	0.32	8260/5035	11/26/08	MES	11/28/08 14:36	MES	C
Bromoform	ND	ug/kg		2.1	1.2	8260/5035	11/26/08	MES	11/28/08 14:36	MES	C
Bromomethane	ND	ug/kg		4.3	0.53	8260/5035	11/26/08	MES	11/28/08 14:36	MES	C
2-Butanone	ND	ug/kg		10.6	2.1	8260/5035	11/26/08	MES	11/28/08 14:36	MES	C
tert.- Butyl Alcohol	ND	ug/kg		10.6	2.1	8260/5035	11/26/08	MES	11/28/08 14:36	MES	C
Carbon Disulfide	ND	ug/kg		2.1	0.32	8260/5035	11/26/08	MES	11/28/08 14:36	MES	C
Carbon Tetrachloride	ND	ug/kg		2.1	0.53	8260/5035	11/26/08	MES	11/28/08 14:36	MES	C
Chlorobenzene	ND	ug/kg		2.1	0.43	8260/5035	11/26/08	MES	11/28/08 14:36	MES	C
Chlorodibromomethane	ND	ug/kg		2.1	0.53	8260/5035	11/26/08	MES	11/28/08 14:36	MES	C
Chloroethane	ND	ug/kg		2.1	0.53	8260/5035	11/26/08	MES	11/28/08 14:36	MES	C
Chloroform	ND	ug/kg		2.1	0.32	8260/5035	11/26/08	MES	11/28/08 14:36	MES	C
Chloromethane	ND	ug/kg		2.1	0.32	8260/5035	11/26/08	MES	11/28/08 14:36	MES	C
1,2-Dibromo-3-chloropropane	ND	ug/kg		4.3	1.1	8260/5035	11/26/08	MES	11/28/08 14:36	MES	C
1,2-Dibromoethane	ND	ug/kg		2.1	0.32	8260/5035	11/26/08	MES	11/28/08 14:36	MES	C
1,1-Dichloroethane	ND	ug/kg		2.1	0.32	8260/5035	11/26/08	MES	11/28/08 14:36	MES	C
1,2-Dichloroethane	ND	ug/kg		2.1	0.32	8260/5035	11/26/08	MES	11/28/08 14:36	MES	C
1,1-Dichloroethene	ND	ug/kg		2.1	0.53	8260/5035	11/26/08	MES	11/28/08 14:36	MES	C
cis-1,2-Dichloroethene	ND	ug/kg		2.1	0.53	8260/5035	11/26/08	MES	11/28/08 14:36	MES	C
trans-1,2-Dichloroethene	ND	ug/kg		2.1	0.43	8260/5035	11/26/08	MES	11/28/08 14:36	MES	C
1,2-Dichloropropane	ND	ug/kg		2.1	0.32	8260/5035	11/26/08	MES	11/28/08 14:36	MES	C
cis-1,3-Dichloropropene	ND	ug/kg		2.1	0.43	8260/5035	11/26/08	MES	11/28/08 14:36	MES	C
trans-1,3-Dichloropropene	ND	ug/kg		2.1	0.64	8260/5035	11/26/08	MES	11/28/08 14:36	MES	C
Diisopropyl ether	ND	ug/kg		2.1	0.21	8260/5035	11/26/08	MES	11/28/08 14:36	MES	C
Ethyl tert-butyl ether	ND	ug/kg		2.1	0.32	8260/5035	11/26/08	MES	11/28/08 14:36	MES	C
Ethylbenzene	0.40J	ug/kg		2.1	0.32	8260/5035	11/26/08	MES	11/28/08 14:36	MES	C
2-Hexanone	ND	ug/kg		10.6	0.85	8260/5035	11/26/08	MES	11/28/08 14:36	MES	C
Methyl t-Butyl Ether	ND	ug/kg		2.1	0.32	8260/5035	11/26/08	MES	11/28/08 14:36	MES	C
4-Methyl-2-Pentanone(MIBK)	ND	ug/kg		10.6	1.1	8260/5035	11/26/08	MES	11/28/08 14:36	MES	C



ANALYTICAL RESULTS

Workorder: 9765159 Soil (11/24/08)

Lab ID: **9765159002** Date Collected: 11/24/2008 10:40 Matrix: Solid
Sample ID: **B-003:19.5_20081124_N** Date Received: 11/25/2008 19:45

Parameters	Results	Units	Footnotes	RDL	MDL	Method	Prepared	By	Analyzed	By	Cntr
Methylene Chloride	ND	ug/kg		2.1	0.74	8260/5035	11/26/08	MES	11/28/08 14:36	MES	C
Styrene	ND	ug/kg		2.1	0.32	8260/5035	11/26/08	MES	11/28/08 14:36	MES	C
1,1,2,2-Tetrachloroethane	ND	ug/kg		2.1	0.53	8260/5035	11/26/08	MES	11/28/08 14:36	MES	C
Tetrachloroethene	ND	ug/kg		2.1	0.53	8260/5035	11/26/08	MES	11/28/08 14:36	MES	C
Toluene	8.7	ug/kg		2.1	0.32	8260/5035	11/26/08	MES	11/28/08 14:36	MES	C
Total Xylenes	2.5J	ug/kg		6.4	1.1	8260/5035	11/26/08	MES	11/28/08 14:36	MES	C
1,1,1-Trichloroethane	ND	ug/kg		2.1	0.43	8260/5035	11/26/08	MES	11/28/08 14:36	MES	C
1,1,2-Trichloroethane	ND	ug/kg		2.1	0.85	8260/5035	11/26/08	MES	11/28/08 14:36	MES	C
Trichloroethene	ND	ug/kg		2.1	0.53	8260/5035	11/26/08	MES	11/28/08 14:36	MES	C
Vinyl Chloride	ND	ug/kg		2.1	0.32	8260/5035	11/26/08	MES	11/28/08 14:36	MES	C
o-Xylene	1.1J	ug/kg		2.1	0.32	8260/5035	11/26/08	MES	11/28/08 14:36	MES	C
mp-Xylene	1.5J	ug/kg		4.3	1.1	8260/5035	11/26/08	MES	11/28/08 14:36	MES	C
<i>Surrogate Recoveries</i>	<i>Results</i>	<i>Units</i>	<i>Footnotes</i>	<i>Limits</i>		<i>Method</i>	<i>Prepared</i>	<i>By</i>	<i>Analyzed</i>	<i>By</i>	<i>Cntr</i>
1,2-Dichloroethane-d4 (S)	94.5	%		56-124		8260/5035	11/26/08	MES	11/28/08 14:36	MES	C
4-Bromofluorobenzene (S)	96.1	%		51-128		8260/5035	11/26/08	MES	11/28/08 14:36	MES	C
Dibromofluoromethane (S)	95.4	%		62-123		8260/5035	11/26/08	MES	11/28/08 14:36	MES	C
Toluene-d8 (S)	105	%		59-131		8260/5035	11/26/08	MES	11/28/08 14:36	MES	C

WET CHEMISTRY

Moisture	18.1	%		0.1	0.1	SM20-2540 G			11/26/08 06:30	EL	A
Total Solids	81.9	%		0.1	0.1	SM20-2540 G			11/26/08 06:30	EL	A

Sample Comments:

This laboratory report was reprinted due to a modification to one or more sample reports in this workorder. The necessity for this is due to the consecutive numbering of samples in a given workorder.

Anna G Milliken
Laboratory Manager



ANALYTICAL RESULTS

Workorder: 9765159 Soil (11/24/08)

Lab ID: **9765159003** Date Collected: 11/24/2008 16:15 Matrix: Solid
Sample ID: **B-006:19.5_20081124_N** Date Received: 11/25/2008 19:45

Parameters	Results	Units	Footnotes	RDL	MDL	Method	Prepared	By	Analyzed	By	Cntr
PETROLEUM HC's											
Diesel Range Organics C10-C28	ND	mg/kg		6.9	0.98	SW846 8015D	11/26/08	RSS	11/28/08 22:26	KJH	A1
Gasoline Range Organics	ND	ug/kg		12700	3680	SW846 8015D	11/26/08	TEH	11/26/08 17:13	TEH	E1
<i>Surrogate Recoveries</i>	<i>Results</i>	<i>Units</i>	<i>Footnotes</i>	<i>Limits</i>		<i>Method</i>	<i>Prepared</i>	<i>By</i>	<i>Analyzed</i>	<i>By</i>	<i>Cntr</i>
o-Terphenyl (S)	88	%		46-124		SW846 8015D	11/26/08	RSS	11/28/08 22:26	KJH	A1
<i>Surrogate Recoveries</i>	<i>Results</i>	<i>Units</i>	<i>Footnotes</i>	<i>Limits</i>		<i>Method</i>	<i>Prepared</i>	<i>By</i>	<i>Analyzed</i>	<i>By</i>	<i>Cntr</i>
a,a,a-Trifluorotoluene (S)	96.6	%		25-166		SW846 8015D	11/26/08	TEH	11/26/08 17:13	TEH	E1
VOLATILE ORGANICS											
Acetone	14.9J	ug/kg		31.1	9.9	8260/5035	11/26/08	MES	11/28/08 12:29	MES	C
tert-Amyl methyl ether	ND	ug/kg		2.5	0.50	8260/5035	11/26/08	MES	11/28/08 12:29	MES	C
tert-Amyl Alcohol	ND	ug/kg		6.2	6.2	8260/5035	11/26/08	MES	11/28/08 12:29	MES	C
tert-Amyl Ethylether	ND	ug/kg		2.5	1.2	8260/5035	11/26/08	MES	11/28/08 12:29	MES	C
Benzene	ND	ug/kg		2.5	0.50	8260/5035	11/26/08	MES	11/28/08 12:29	MES	C
Bromochloromethane	ND	ug/kg		2.5	0.62	8260/5035	11/26/08	MES	11/28/08 12:29	MES	C
Bromodichloromethane	ND	ug/kg		2.5	0.37	8260/5035	11/26/08	MES	11/28/08 12:29	MES	C
Bromoform	ND	ug/kg		2.5	1.4	8260/5035	11/26/08	MES	11/28/08 12:29	MES	C
Bromomethane	ND	ug/kg		5.0	0.62	8260/5035	11/26/08	MES	11/28/08 12:29	MES	C
2-Butanone	ND	ug/kg		12.4	2.5	8260/5035	11/26/08	MES	11/28/08 12:29	MES	C
tert.- Butyl Alcohol	ND	ug/kg		12.4	2.5	8260/5035	11/26/08	MES	11/28/08 12:29	MES	C
Carbon Disulfide	ND	ug/kg		2.5	0.37	8260/5035	11/26/08	MES	11/28/08 12:29	MES	C
Carbon Tetrachloride	ND	ug/kg		2.5	0.62	8260/5035	11/26/08	MES	11/28/08 12:29	MES	C
Chlorobenzene	ND	ug/kg		2.5	0.50	8260/5035	11/26/08	MES	11/28/08 12:29	MES	C
Chlorodibromomethane	ND	ug/kg		2.5	0.62	8260/5035	11/26/08	MES	11/28/08 12:29	MES	C
Chloroethane	ND	ug/kg		2.5	0.62	8260/5035	11/26/08	MES	11/28/08 12:29	MES	C
Chloroform	ND	ug/kg		2.5	0.37	8260/5035	11/26/08	MES	11/28/08 12:29	MES	C
Chloromethane	ND	ug/kg		2.5	0.37	8260/5035	11/26/08	MES	11/28/08 12:29	MES	C
1,2-Dibromo-3-chloropropane	ND	ug/kg		5.0	1.2	8260/5035	11/26/08	MES	11/28/08 12:29	MES	C
1,2-Dibromoethane	ND	ug/kg		2.5	0.37	8260/5035	11/26/08	MES	11/28/08 12:29	MES	C
1,1-Dichloroethane	ND	ug/kg		2.5	0.37	8260/5035	11/26/08	MES	11/28/08 12:29	MES	C
1,1-Dichloroethene	ND	ug/kg		2.5	0.62	8260/5035	11/26/08	MES	11/28/08 12:29	MES	C
cis-1,2-Dichloroethene	ND	ug/kg		2.5	0.62	8260/5035	11/26/08	MES	11/28/08 12:29	MES	C
trans-1,2-Dichloroethene	ND	ug/kg		2.5	0.50	8260/5035	11/26/08	MES	11/28/08 12:29	MES	C
1,2-Dichloropropane	ND	ug/kg		2.5	0.37	8260/5035	11/26/08	MES	11/28/08 12:29	MES	C
cis-1,3-Dichloropropene	ND	ug/kg		2.5	0.50	8260/5035	11/26/08	MES	11/28/08 12:29	MES	C
trans-1,3-Dichloropropene	ND	ug/kg		2.5	0.75	8260/5035	11/26/08	MES	11/28/08 12:29	MES	C
Diisopropyl ether	ND	ug/kg		2.5	0.25	8260/5035	11/26/08	MES	11/28/08 12:29	MES	C
Ethyl tert-butyl ether	ND	ug/kg		2.5	0.37	8260/5035	11/26/08	MES	11/28/08 12:29	MES	C
Ethylbenzene	ND	ug/kg		2.5	0.37	8260/5035	11/26/08	MES	11/28/08 12:29	MES	C
2-Hexanone	ND	ug/kg		12.4	0.99	8260/5035	11/26/08	MES	11/28/08 12:29	MES	C
Methyl t-Butyl Ether	ND	ug/kg		2.5	0.37	8260/5035	11/26/08	MES	11/28/08 12:29	MES	C
4-Methyl-2-Pentanone(MIBK)	ND	ug/kg		12.4	1.2	8260/5035	11/26/08	MES	11/28/08 12:29	MES	C



ANALYTICAL RESULTS

Workorder: 9765159 Soil (11/24/08)

Lab ID: **9765159003**
Sample ID: **B-006:19.5_20081124_N**

Date Collected: 11/24/2008 16:15
Date Received: 11/25/2008 19:45

Matrix: Solid

Parameters	Results	Units	Footnotes	RDL	MDL	Method	Prepared	By	Analyzed	By	Cntr
Methylene Chloride	1.3J	ug/kg		2.5	0.87	8260/5035	11/26/08	MES	11/28/08 12:29	MES	C
Styrene	ND	ug/kg		2.5	0.37	8260/5035	11/26/08	MES	11/28/08 12:29	MES	C
1,1,2,2-Tetrachloroethane	ND	ug/kg		2.5	0.62	8260/5035	11/26/08	MES	11/28/08 12:29	MES	C
Tetrachloroethene	ND	ug/kg		2.5	0.62	8260/5035	11/26/08	MES	11/28/08 12:29	MES	C
Toluene	ND	ug/kg		2.5	0.37	8260/5035	11/26/08	MES	11/28/08 12:29	MES	C
Total Xylenes	ND	ug/kg		7.5	1.2	8260/5035	11/26/08	MES	11/28/08 12:29	MES	C
1,1,1-Trichloroethane	ND	ug/kg		2.5	0.50	8260/5035	11/26/08	MES	11/28/08 12:29	MES	C
1,1,2-Trichloroethane	ND	ug/kg		2.5	0.99	8260/5035	11/26/08	MES	11/28/08 12:29	MES	C
Trichloroethene	ND	ug/kg		2.5	0.62	8260/5035	11/26/08	MES	11/28/08 12:29	MES	C
Vinyl Chloride	ND	ug/kg		2.5	0.37	8260/5035	11/26/08	MES	11/28/08 12:29	MES	C
o-Xylene	ND	ug/kg		2.5	0.37	8260/5035	11/26/08	MES	11/28/08 12:29	MES	C
mp-Xylene	ND	ug/kg		5.0	1.2	8260/5035	11/26/08	MES	11/28/08 12:29	MES	C
<i>Surrogate Recoveries</i>	<i>Results</i>	<i>Units</i>	<i>Footnotes</i>	<i>Limits</i>		<i>Method</i>	<i>Prepared</i>	<i>By</i>	<i>Analyzed</i>	<i>By</i>	<i>Cntr</i>
1,2-Dichloroethane-d4 (S)	96.3	%		56-124		8260/5035	11/26/08	MES	11/28/08 12:29	MES	C
4-Bromofluorobenzene (S)	98.7	%		51-128		8260/5035	11/26/08	MES	11/28/08 12:29	MES	C
Dibromofluoromethane (S)	100	%		62-123		8260/5035	11/26/08	MES	11/28/08 12:29	MES	C
Toluene-d8 (S)	116	%		59-131		8260/5035	11/26/08	MES	11/28/08 12:29	MES	C

WET CHEMISTRY

Moisture	23.5	%		0.1	0.1	SM20-2540 G			11/26/08 06:30	EL	A
Total Solids	76.5	%		0.1	0.1	SM20-2540 G			11/26/08 06:30	EL	A

Sample Comments:

This laboratory report was reprinted due to a modification to one or more sample reports in this workorder. The necessity for this is due to the consecutive numbering of samples in a given workorder.

Anna G Milliken
Laboratory Manager



ANALYTICAL RESULTS

Workorder: 9765159 Soil (11/24/08)

Lab ID: **9765159004** Date Collected: 11/24/2008 13:55 Matrix: Solid
Sample ID: **B-011:20.5_20081124_N** Date Received: 11/25/2008 19:45

Parameters	Results	Units	Footnotes	RDL	MDL	Method	Prepared	By	Analyzed	By	Cntr
VOLATILE ORGANICS											
Acetone	31.9	ug/kg		29.2	9.4	8260/5035	11/26/08	MES	11/28/08 14:04	MES	C
tert-Amyl methyl ether	ND	ug/kg		2.3	0.47	8260/5035	11/26/08	MES	11/28/08 14:04	MES	C
tert-Amyl Alcohol	82.2	ug/kg		5.8	5.8	8260/5035	11/26/08	MES	11/28/08 14:04	MES	C
tert-Amyl Ethylether	ND	ug/kg		2.3	1.2	8260/5035	11/26/08	MES	11/28/08 14:04	MES	C
Benzene	52.0	ug/kg		2.3	0.47	8260/5035	11/26/08	MES	11/28/08 14:04	MES	C
Bromochloromethane	ND	ug/kg		2.3	0.58	8260/5035	11/26/08	MES	11/28/08 14:04	MES	C
Bromodichloromethane	ND	ug/kg		2.3	0.35	8260/5035	11/26/08	MES	11/28/08 14:04	MES	C
Bromoform	ND	ug/kg		2.3	1.3	8260/5035	11/26/08	MES	11/28/08 14:04	MES	C
Bromomethane	ND	ug/kg		4.7	0.58	8260/5035	11/26/08	MES	11/28/08 14:04	MES	C
2-Butanone	ND	ug/kg		11.7	2.3	8260/5035	11/26/08	MES	11/28/08 14:04	MES	C
tert.- Butyl Alcohol	ND	ug/kg		11.7	2.3	8260/5035	11/26/08	MES	11/28/08 14:04	MES	C
Carbon Disulfide	ND	ug/kg		2.3	0.35	8260/5035	11/26/08	MES	11/28/08 14:04	MES	C
Carbon Tetrachloride	ND	ug/kg		2.3	0.58	8260/5035	11/26/08	MES	11/28/08 14:04	MES	C
Chlorobenzene	ND	ug/kg		2.3	0.47	8260/5035	11/26/08	MES	11/28/08 14:04	MES	C
Chlorodibromomethane	ND	ug/kg		2.3	0.58	8260/5035	11/26/08	MES	11/28/08 14:04	MES	C
Chloroethane	ND	ug/kg		2.3	0.58	8260/5035	11/26/08	MES	11/28/08 14:04	MES	C
Chloroform	ND	ug/kg		2.3	0.35	8260/5035	11/26/08	MES	11/28/08 14:04	MES	C
Chloromethane	ND	ug/kg		2.3	0.35	8260/5035	11/26/08	MES	11/28/08 14:04	MES	C
1,2-Dibromo-3-chloropropane	ND	ug/kg		4.7	1.2	8260/5035	11/26/08	MES	11/28/08 14:04	MES	C
1,2-Dibromoethane	ND	ug/kg		2.3	0.35	8260/5035	11/26/08	MES	11/28/08 14:04	MES	C
1,1-Dichloroethane	ND	ug/kg		2.3	0.35	8260/5035	11/26/08	MES	11/28/08 14:04	MES	C
1,2-Dichloroethane	ND	ug/kg		2.3	0.35	8260/5035	11/26/08	MES	11/28/08 14:04	MES	C
1,1-Dichloroethene	ND	ug/kg		2.3	0.58	8260/5035	11/26/08	MES	11/28/08 14:04	MES	C
cis-1,2-Dichloroethene	ND	ug/kg		2.3	0.58	8260/5035	11/26/08	MES	11/28/08 14:04	MES	C
trans-1,2-Dichloroethene	ND	ug/kg		2.3	0.47	8260/5035	11/26/08	MES	11/28/08 14:04	MES	C
1,2-Dichloropropane	ND	ug/kg		2.3	0.35	8260/5035	11/26/08	MES	11/28/08 14:04	MES	C
cis-1,3-Dichloropropene	ND	ug/kg		2.3	0.47	8260/5035	11/26/08	MES	11/28/08 14:04	MES	C
trans-1,3-Dichloropropene	ND	ug/kg		2.3	0.70	8260/5035	11/26/08	MES	11/28/08 14:04	MES	C
Diisopropyl ether	ND	ug/kg		2.3	0.23	8260/5035	11/26/08	MES	11/28/08 14:04	MES	C
Ethyl tert-butyl ether	ND	ug/kg		2.3	0.35	8260/5035	11/26/08	MES	11/28/08 14:04	MES	C
Ethylbenzene	14.5	ug/kg		2.3	0.35	8260/5035	11/26/08	MES	11/28/08 14:04	MES	C
2-Hexanone	7.4J	ug/kg		11.7	0.94	8260/5035	11/26/08	MES	11/28/08 14:04	MES	C
Methyl t-Butyl Ether	0.60J	ug/kg		2.3	0.35	8260/5035	11/26/08	MES	11/28/08 14:04	MES	C
4-Methyl-2-Pentanone(MIBK)	7.4J	ug/kg		11.7	1.2	8260/5035	11/26/08	MES	11/28/08 14:04	MES	C
Methylene Chloride	1.8J	ug/kg		2.3	0.82	8260/5035	11/26/08	MES	11/28/08 14:04	MES	C
Styrene	ND	ug/kg		2.3	0.35	8260/5035	11/26/08	MES	11/28/08 14:04	MES	C
1,1,2,2-Tetrachloroethane	ND	ug/kg		2.3	0.58	8260/5035	11/26/08	MES	11/28/08 14:04	MES	C
Tetrachloroethene	ND	ug/kg		2.3	0.58	8260/5035	11/26/08	MES	11/28/08 14:04	MES	C
Toluene	7.2	ug/kg		2.3	0.35	8260/5035	11/26/08	MES	11/28/08 14:04	MES	C
Total Xylenes	171	ug/kg		7.0	1.2	8260/5035	11/26/08	MES	11/28/08 14:04	MES	C
1,1,1-Trichloroethane	ND	ug/kg		2.3	0.47	8260/5035	11/26/08	MES	11/28/08 14:04	MES	C
1,1,2-Trichloroethane	ND	ug/kg		2.3	0.94	8260/5035	11/26/08	MES	11/28/08 14:04	MES	C
Trichloroethene	ND	ug/kg		2.3	0.58	8260/5035	11/26/08	MES	11/28/08 14:04	MES	C
Vinyl Chloride	ND	ug/kg		2.3	0.35	8260/5035	11/26/08	MES	11/28/08 14:04	MES	C



ANALYTICAL RESULTS

Workorder: 9765159 Soil (11/24/08)

Lab ID: **9765159004**
Sample ID: **B-011:20.5_20081124_N**

Date Collected: 11/24/2008 13:55
Date Received: 11/25/2008 19:45

Matrix: Solid

Parameters	Results	Units	Footnotes	RDL	MDL	Method	Prepared	By	Analyzed	By	Cntr
o-Xylene	37.3	ug/kg		2.3	0.35	8260/5035	11/26/08	MES	11/28/08 14:04	MES	C
mp-Xylene	133	ug/kg		4.7	1.2	8260/5035	11/26/08	MES	11/28/08 14:04	MES	C
<i>Surrogate Recoveries</i>	<i>Results</i>	<i>Units</i>	<i>Footnotes</i>	<i>Limits</i>		<i>Method</i>	<i>Prepared</i>	<i>By</i>	<i>Analyzed</i>	<i>By</i>	<i>Cntr</i>
1,2-Dichloroethane-d4 (S)	96	%		56-124		8260/5035	11/26/08	MES	11/28/08 14:04	MES	C
Toluene-d8 (S)	108	%		59-131		8260/5035	11/26/08	MES	11/28/08 14:04	MES	C
4-Bromofluorobenzene (S)	94	%		51-128		8260/5035	11/26/08	MES	11/28/08 14:04	MES	C
Dibromofluoromethane (S)	95.8	%		62-123		8260/5035	11/26/08	MES	11/28/08 14:04	MES	C

PETROLEUM HC's

Diesel Range Organics C10-C28	ND	mg/kg		6.9	0.98	SW846 8015D	11/26/08	RSS	11/28/08 23:29	KJH	A1
Gasoline Range Organics	4530J	ug/kg		13000	3770	SW846 8015D	11/26/08	TEH	11/26/08 17:47	TEH	E1
<i>Surrogate Recoveries</i>	<i>Results</i>	<i>Units</i>	<i>Footnotes</i>	<i>Limits</i>		<i>Method</i>	<i>Prepared</i>	<i>By</i>	<i>Analyzed</i>	<i>By</i>	<i>Cntr</i>
o-Terphenyl (S)	88.9	%		46-124		SW846 8015D	11/26/08	RSS	11/28/08 23:29	KJH	A1
<i>Surrogate Recoveries</i>	<i>Results</i>	<i>Units</i>	<i>Footnotes</i>	<i>Limits</i>		<i>Method</i>	<i>Prepared</i>	<i>By</i>	<i>Analyzed</i>	<i>By</i>	<i>Cntr</i>
a,a,a-Trifluorotoluene (S)	92.3	%		25-166		SW846 8015D	11/26/08	TEH	11/26/08 17:47	TEH	E1

WET CHEMISTRY

Moisture	25.4	%		0.1	0.1	SM20-2540 G			11/26/08 06:30	EL	A
Total Solids	74.6	%		0.1	0.1	SM20-2540 G			11/26/08 06:30	EL	A

Sample Comments:

This report was modified to correct the sample ID per an email received from Brenda MacPhail of REPSG on 12/10/08. SJB 12/10/08

Anna G Milliken
Laboratory Manager



ANALYTICAL RESULTS

Workorder: 9765159 Soil (11/24/08)

Lab ID: **9765159005** Date Collected: 11/24/2008 14:35 Matrix: Solid
Sample ID: **B-010:20.5_20081124_N** Date Received: 11/25/2008 19:45

Parameters	Results	Units	Footnotes	RDL	MDL	Method	Prepared	By	Analyzed	By	Cntr
PETROLEUM HC's											
Diesel Range Organics C10-C28	ND	mg/kg		7.0	0.99	SW846 8015D	11/26/08	RSS	11/29/08 00:33	KJH	A1
Gasoline Range Organics	ND	ug/kg		12500	3630	SW846 8015D	11/26/08	TEH	11/26/08 18:22	TEH	E1
<i>Surrogate Recoveries</i>	<i>Results</i>	<i>Units</i>	<i>Footnotes</i>	<i>Limits</i>		<i>Method</i>	<i>Prepared</i>	<i>By</i>	<i>Analyzed</i>	<i>By</i>	<i>Cntr</i>
o-Terphenyl (S)	106	%		46-124		SW846 8015D	11/26/08	RSS	11/29/08 00:33	KJH	A1
<i>Surrogate Recoveries</i>	<i>Results</i>	<i>Units</i>	<i>Footnotes</i>	<i>Limits</i>		<i>Method</i>	<i>Prepared</i>	<i>By</i>	<i>Analyzed</i>	<i>By</i>	<i>Cntr</i>
a,a,a-Trifluorotoluene (S)	90.1	%		25-166		SW846 8015D	11/26/08	TEH	11/26/08 18:22	TEH	E1
VOLATILE ORGANICS											
Acetone	ND	ug/kg		30.9	9.9	8260/5035	11/26/08	MES	11/28/08 13:01	MES	C
tert-Amyl methyl ether	ND	ug/kg		2.5	0.49	8260/5035	11/26/08	MES	11/28/08 13:01	MES	C
tert-Amyl Alcohol	ND	ug/kg		6.2	6.2	8260/5035	11/26/08	MES	11/28/08 13:01	MES	C
tert-Amyl Ethylether	ND	ug/kg		2.5	1.2	8260/5035	11/26/08	MES	11/28/08 13:01	MES	C
Benzene	ND	ug/kg		2.5	0.49	8260/5035	11/26/08	MES	11/28/08 13:01	MES	C
Bromochloromethane	ND	ug/kg		2.5	0.62	8260/5035	11/26/08	MES	11/28/08 13:01	MES	C
Bromodichloromethane	ND	ug/kg		2.5	0.37	8260/5035	11/26/08	MES	11/28/08 13:01	MES	C
Bromoform	ND	ug/kg		2.5	1.4	8260/5035	11/26/08	MES	11/28/08 13:01	MES	C
Bromomethane	ND	ug/kg		4.9	0.62	8260/5035	11/26/08	MES	11/28/08 13:01	MES	C
2-Butanone	ND	ug/kg		12.3	2.5	8260/5035	11/26/08	MES	11/28/08 13:01	MES	C
tert.- Butyl Alcohol	ND	ug/kg		12.3	2.5	8260/5035	11/26/08	MES	11/28/08 13:01	MES	C
Carbon Disulfide	ND	ug/kg		2.5	0.37	8260/5035	11/26/08	MES	11/28/08 13:01	MES	C
Carbon Tetrachloride	ND	ug/kg		2.5	0.62	8260/5035	11/26/08	MES	11/28/08 13:01	MES	C
Chlorobenzene	ND	ug/kg		2.5	0.49	8260/5035	11/26/08	MES	11/28/08 13:01	MES	C
Chlorodibromomethane	ND	ug/kg		2.5	0.62	8260/5035	11/26/08	MES	11/28/08 13:01	MES	C
Chloroethane	ND	ug/kg		2.5	0.62	8260/5035	11/26/08	MES	11/28/08 13:01	MES	C
Chloroform	ND	ug/kg		2.5	0.37	8260/5035	11/26/08	MES	11/28/08 13:01	MES	C
Chloromethane	ND	ug/kg		2.5	0.37	8260/5035	11/26/08	MES	11/28/08 13:01	MES	C
1,2-Dibromo-3-chloropropane	ND	ug/kg		4.9	1.2	8260/5035	11/26/08	MES	11/28/08 13:01	MES	C
1,2-Dibromoethane	ND	ug/kg		2.5	0.37	8260/5035	11/26/08	MES	11/28/08 13:01	MES	C
1,1-Dichloroethane	ND	ug/kg		2.5	0.37	8260/5035	11/26/08	MES	11/28/08 13:01	MES	C
1,2-Dichloroethane	ND	ug/kg		2.5	0.37	8260/5035	11/26/08	MES	11/28/08 13:01	MES	C
1,1-Dichloroethene	ND	ug/kg		2.5	0.62	8260/5035	11/26/08	MES	11/28/08 13:01	MES	C
cis-1,2-Dichloroethene	ND	ug/kg		2.5	0.62	8260/5035	11/26/08	MES	11/28/08 13:01	MES	C
trans-1,2-Dichloroethene	ND	ug/kg		2.5	0.49	8260/5035	11/26/08	MES	11/28/08 13:01	MES	C
1,2-Dichloropropane	ND	ug/kg		2.5	0.37	8260/5035	11/26/08	MES	11/28/08 13:01	MES	C
cis-1,3-Dichloropropene	ND	ug/kg		2.5	0.49	8260/5035	11/26/08	MES	11/28/08 13:01	MES	C
trans-1,3-Dichloropropene	ND	ug/kg		2.5	0.74	8260/5035	11/26/08	MES	11/28/08 13:01	MES	C
Diisopropyl ether	ND	ug/kg		2.5	0.25	8260/5035	11/26/08	MES	11/28/08 13:01	MES	C
Ethyl tert-butyl ether	ND	ug/kg		2.5	0.37	8260/5035	11/26/08	MES	11/28/08 13:01	MES	C
Ethylbenzene	ND	ug/kg		2.5	0.37	8260/5035	11/26/08	MES	11/28/08 13:01	MES	C
2-Hexanone	ND	ug/kg		12.3	0.99	8260/5035	11/26/08	MES	11/28/08 13:01	MES	C
Methyl t-Butyl Ether	ND	ug/kg		2.5	0.37	8260/5035	11/26/08	MES	11/28/08 13:01	MES	C
4-Methyl-2-Pentanone(MIBK)	ND	ug/kg		12.3	1.2	8260/5035	11/26/08	MES	11/28/08 13:01	MES	C



ANALYTICAL RESULTS

Workorder: 9765159 Soil (11/24/08)

Lab ID: **9765159005**
Sample ID: **B-010:20.5_20081124_N**

Date Collected: 11/24/2008 14:35
Date Received: 11/25/2008 19:45

Matrix: Solid

Parameters	Results	Units	Footnotes	RDL	MDL	Method	Prepared	By	Analyzed	By	Cntr
Methylene Chloride	ND	ug/kg		2.5	0.86	8260/5035	11/26/08	MES	11/28/08 13:01	MES	C
Styrene	ND	ug/kg		2.5	0.37	8260/5035	11/26/08	MES	11/28/08 13:01	MES	C
1,1,2,2-Tetrachloroethane	ND	ug/kg		2.5	0.62	8260/5035	11/26/08	MES	11/28/08 13:01	MES	C
Tetrachloroethene	ND	ug/kg		2.5	0.62	8260/5035	11/26/08	MES	11/28/08 13:01	MES	C
Toluene	ND	ug/kg		2.5	0.37	8260/5035	11/26/08	MES	11/28/08 13:01	MES	C
Total Xylenes	ND	ug/kg		7.4	1.2	8260/5035	11/26/08	MES	11/28/08 13:01	MES	C
1,1,1-Trichloroethane	ND	ug/kg		2.5	0.49	8260/5035	11/26/08	MES	11/28/08 13:01	MES	C
1,1,2-Trichloroethane	ND	ug/kg		2.5	0.99	8260/5035	11/26/08	MES	11/28/08 13:01	MES	C
Trichloroethene	ND	ug/kg		2.5	0.62	8260/5035	11/26/08	MES	11/28/08 13:01	MES	C
Vinyl Chloride	ND	ug/kg		2.5	0.37	8260/5035	11/26/08	MES	11/28/08 13:01	MES	C
o-Xylene	ND	ug/kg		2.5	0.37	8260/5035	11/26/08	MES	11/28/08 13:01	MES	C
mp-Xylene	ND	ug/kg		4.9	1.2	8260/5035	11/26/08	MES	11/28/08 13:01	MES	C
<i>Surrogate Recoveries</i>	<i>Results</i>	<i>Units</i>	<i>Footnotes</i>	<i>Limits</i>		<i>Method</i>	<i>Prepared</i>	<i>By</i>	<i>Analyzed</i>	<i>By</i>	<i>Cntr</i>
1,2-Dichloroethane-d4 (S)	98.5	%		56-124		8260/5035	11/26/08	MES	11/28/08 13:01	MES	C
4-Bromofluorobenzene (S)	96.2	%		51-128		8260/5035	11/26/08	MES	11/28/08 13:01	MES	C
Dibromofluoromethane (S)	98.1	%		62-123		8260/5035	11/26/08	MES	11/28/08 13:01	MES	C
Toluene-d8 (S)	103	%		59-131		8260/5035	11/26/08	MES	11/28/08 13:01	MES	C

WET CHEMISTRY

Moisture	25.3	%		0.1	0.1	SM20-2540 G			11/26/08 06:30	EL	A
Total Solids	74.7	%		0.1	0.1	SM20-2540 G			11/26/08 06:30	EL	A

Sample Comments:

This laboratory report was reprinted due to a modification to one or more sample reports in this workorder. The necessity for this is due to the consecutive numbering of samples in a given workorder.

Anna G Milliken
Laboratory Manager



ANALYTICAL RESULTS

Workorder: 9765159 Soil (11/24/08)

Lab ID: **9765159006** Date Collected: 11/24/2008 15:30 Matrix: Solid
Sample ID: **B-012:19.5_20081124_N** Date Received: 11/25/2008 19:45

Parameters	Results	Units	Footnotes	RDL	MDL	Method	Prepared	By	Analyzed	By	Cntr
PETROLEUM HC's											
Diesel Range Organics C10-C28	ND	mg/kg		7.6	1.1	SW846 8015D	11/26/08	RSS	11/29/08 03:43	KJH	A1
Gasoline Range Organics	ND	ug/kg		15000	4360	SW846 8015D	11/26/08	TEH	11/26/08 18:56	TEH	E1
<i>Surrogate Recoveries</i>	<i>Results</i>	<i>Units</i>	<i>Footnotes</i>	<i>Limits</i>		<i>Method</i>	<i>Prepared</i>	<i>By</i>	<i>Analyzed</i>	<i>By</i>	<i>Cntr</i>
o-Terphenyl (S)	94.6	%		46-124		SW846 8015D	11/26/08	RSS	11/29/08 03:43	KJH	A1
<i>Surrogate Recoveries</i>	<i>Results</i>	<i>Units</i>	<i>Footnotes</i>	<i>Limits</i>		<i>Method</i>	<i>Prepared</i>	<i>By</i>	<i>Analyzed</i>	<i>By</i>	<i>Cntr</i>
a,a,a-Trifluorotoluene (S)	89.7	%		25-166		SW846 8015D	11/26/08	TEH	11/26/08 18:56	TEH	E1
VOLATILE ORGANICS											
Acetone	ND	ug/kg		35.8	11.5	8260/5035	11/26/08	MES	11/28/08 13:33	MES	C
tert-Amyl methyl ether	ND	ug/kg		2.9	0.57	8260/5035	11/26/08	MES	11/28/08 13:33	MES	C
tert-Amyl Alcohol	ND	ug/kg		7.2	7.2	8260/5035	11/26/08	MES	11/28/08 13:33	MES	C
tert-Amyl Ethylether	ND	ug/kg		2.9	1.4	8260/5035	11/26/08	MES	11/28/08 13:33	MES	C
Benzene	ND	ug/kg		2.9	0.57	8260/5035	11/26/08	MES	11/28/08 13:33	MES	C
Bromochloromethane	ND	ug/kg		2.9	0.72	8260/5035	11/26/08	MES	11/28/08 13:33	MES	C
Bromodichloromethane	ND	ug/kg		2.9	0.43	8260/5035	11/26/08	MES	11/28/08 13:33	MES	C
Bromoform	ND	ug/kg		2.9	1.6	8260/5035	11/26/08	MES	11/28/08 13:33	MES	C
Bromomethane	ND	ug/kg		5.7	0.72	8260/5035	11/26/08	MES	11/28/08 13:33	MES	C
2-Butanone	ND	ug/kg		14.3	2.9	8260/5035	11/26/08	MES	11/28/08 13:33	MES	C
tert.- Butyl Alcohol	ND	ug/kg		14.3	2.9	8260/5035	11/26/08	MES	11/28/08 13:33	MES	C
Carbon Disulfide	ND	ug/kg		2.9	0.43	8260/5035	11/26/08	MES	11/28/08 13:33	MES	C
Carbon Tetrachloride	ND	ug/kg		2.9	0.72	8260/5035	11/26/08	MES	11/28/08 13:33	MES	C
Chlorobenzene	ND	ug/kg		2.9	0.57	8260/5035	11/26/08	MES	11/28/08 13:33	MES	C
Chlorodibromomethane	ND	ug/kg		2.9	0.72	8260/5035	11/26/08	MES	11/28/08 13:33	MES	C
Chloroethane	ND	ug/kg		2.9	0.72	8260/5035	11/26/08	MES	11/28/08 13:33	MES	C
Chloroform	ND	ug/kg		2.9	0.43	8260/5035	11/26/08	MES	11/28/08 13:33	MES	C
Chloromethane	ND	ug/kg		2.9	0.43	8260/5035	11/26/08	MES	11/28/08 13:33	MES	C
1,2-Dibromo-3-chloropropane	ND	ug/kg		5.7	1.4	8260/5035	11/26/08	MES	11/28/08 13:33	MES	C
1,2-Dibromoethane	ND	ug/kg		2.9	0.43	8260/5035	11/26/08	MES	11/28/08 13:33	MES	C
1,1-Dichloroethane	ND	ug/kg		2.9	0.43	8260/5035	11/26/08	MES	11/28/08 13:33	MES	C
1,1-Dichloroethene	ND	ug/kg		2.9	0.72	8260/5035	11/26/08	MES	11/28/08 13:33	MES	C
cis-1,2-Dichloroethene	ND	ug/kg		2.9	0.72	8260/5035	11/26/08	MES	11/28/08 13:33	MES	C
trans-1,2-Dichloroethene	ND	ug/kg		2.9	0.57	8260/5035	11/26/08	MES	11/28/08 13:33	MES	C
1,2-Dichloropropane	ND	ug/kg		2.9	0.43	8260/5035	11/26/08	MES	11/28/08 13:33	MES	C
cis-1,3-Dichloropropene	ND	ug/kg		2.9	0.57	8260/5035	11/26/08	MES	11/28/08 13:33	MES	C
trans-1,3-Dichloropropene	ND	ug/kg		2.9	0.86	8260/5035	11/26/08	MES	11/28/08 13:33	MES	C
Diisopropyl ether	ND	ug/kg		2.9	0.29	8260/5035	11/26/08	MES	11/28/08 13:33	MES	C
Ethyl tert-butyl ether	ND	ug/kg		2.9	0.43	8260/5035	11/26/08	MES	11/28/08 13:33	MES	C
Ethylbenzene	ND	ug/kg		2.9	0.43	8260/5035	11/26/08	MES	11/28/08 13:33	MES	C
2-Hexanone	ND	ug/kg		14.3	1.1	8260/5035	11/26/08	MES	11/28/08 13:33	MES	C
Methyl t-Butyl Ether	1.3J	ug/kg		2.9	0.43	8260/5035	11/26/08	MES	11/28/08 13:33	MES	C
4-Methyl-2-Pentanone(MIBK)	ND	ug/kg		14.3	1.4	8260/5035	11/26/08	MES	11/28/08 13:33	MES	C



ANALYTICAL RESULTS

Workorder: 9765159 Soil (11/24/08)

Lab ID: **9765159006** Date Collected: 11/24/2008 15:30 Matrix: Solid
Sample ID: **B-012:19.5_20081124_N** Date Received: 11/25/2008 19:45

Parameters	Results	Units	Footnotes	RDL	MDL	Method	Prepared	By	Analyzed	By	Cntr
Methylene Chloride	2.3J	ug/kg		2.9	1.0	8260/5035	11/26/08	MES	11/28/08 13:33	MES	C
Styrene	ND	ug/kg		2.9	0.43	8260/5035	11/26/08	MES	11/28/08 13:33	MES	C
1,1,2,2-Tetrachloroethane	ND	ug/kg		2.9	0.72	8260/5035	11/26/08	MES	11/28/08 13:33	MES	C
Tetrachloroethene	ND	ug/kg		2.9	0.72	8260/5035	11/26/08	MES	11/28/08 13:33	MES	C
Toluene	ND	ug/kg		2.9	0.43	8260/5035	11/26/08	MES	11/28/08 13:33	MES	C
Total Xylenes	ND	ug/kg		8.6	1.4	8260/5035	11/26/08	MES	11/28/08 13:33	MES	C
1,1,1-Trichloroethane	ND	ug/kg		2.9	0.57	8260/5035	11/26/08	MES	11/28/08 13:33	MES	C
1,1,2-Trichloroethane	ND	ug/kg		2.9	1.1	8260/5035	11/26/08	MES	11/28/08 13:33	MES	C
Trichloroethene	ND	ug/kg		2.9	0.72	8260/5035	11/26/08	MES	11/28/08 13:33	MES	C
Vinyl Chloride	ND	ug/kg		2.9	0.43	8260/5035	11/26/08	MES	11/28/08 13:33	MES	C
o-Xylene	ND	ug/kg		2.9	0.43	8260/5035	11/26/08	MES	11/28/08 13:33	MES	C
mp-Xylene	ND	ug/kg		5.7	1.4	8260/5035	11/26/08	MES	11/28/08 13:33	MES	C
<i>Surrogate Recoveries</i>	<i>Results</i>	<i>Units</i>	<i>Footnotes</i>	<i>Limits</i>		<i>Method</i>	<i>Prepared</i>	<i>By</i>	<i>Analyzed</i>	<i>By</i>	<i>Cntr</i>
1,2-Dichloroethane-d4 (S)	96.9	%		56-124		8260/5035	11/26/08	MES	11/28/08 13:33	MES	C
4-Bromofluorobenzene (S)	99.2	%		51-128		8260/5035	11/26/08	MES	11/28/08 13:33	MES	C
Dibromofluoromethane (S)	101	%		62-123		8260/5035	11/26/08	MES	11/28/08 13:33	MES	C
Toluene-d8 (S)	113	%		59-131		8260/5035	11/26/08	MES	11/28/08 13:33	MES	C

WET CHEMISTRY

Moisture	32.0	%		0.1	0.1	SM20-2540 G			11/26/08 06:30	EL	A
Total Solids	68.0	%		0.1	0.1	SM20-2540 G			11/26/08 06:30	EL	A

Sample Comments:

This laboratory report was reprinted due to a modification to one or more sample reports in this workorder. The necessity for this is due to the consecutive numbering of samples in a given workorder.

Anna G Milliken
Laboratory Manager



ANALYTICAL RESULTS

Workorder: 9765159 Soil (11/24/08)

Lab ID: **9765159007** Date Collected: 11/24/2008 00:00 Matrix: Solid
Sample ID: **Duplicate_20081124_FD** Date Received: 11/25/2008 19:45

Parameters	Results	Units	Footnotes	RDL	MDL	Method	Prepared	By	Analyzed	By	Cntr
PETROLEUM HC's											
Diesel Range Organics C10-C28	ND	mg/kg		6.7	0.95	SW846 8015D	11/26/08	RSS	11/29/08 05:49	KJH	A1
Gasoline Range Organics	ND	ug/kg		11800	3430	SW846 8015D	11/26/08	TEH	11/26/08 19:30	TEH	E1
<i>Surrogate Recoveries</i>	<i>Results</i>	<i>Units</i>	<i>Footnotes</i>	<i>Limits</i>		<i>Method</i>	<i>Prepared</i>	<i>By</i>	<i>Analyzed</i>	<i>By</i>	<i>Cntr</i>
o-Terphenyl (S)	113	%		46-124		SW846 8015D	11/26/08	RSS	11/29/08 05:49	KJH	A1
<i>Surrogate Recoveries</i>	<i>Results</i>	<i>Units</i>	<i>Footnotes</i>	<i>Limits</i>		<i>Method</i>	<i>Prepared</i>	<i>By</i>	<i>Analyzed</i>	<i>By</i>	<i>Cntr</i>
a,a,a-Trifluorotoluene (S)	88.5	%		25-166		SW846 8015D	11/26/08	TEH	11/26/08 19:30	TEH	E1
VOLATILE ORGANICS											
Acetone	18.2J	ug/kg		30.6	9.8	8260/5035	11/26/08	MES	11/28/08 15:07	MES	C
tert-Amyl methyl ether	ND	ug/kg		2.4	0.49	8260/5035	11/26/08	MES	11/28/08 15:07	MES	C
tert-Amyl Alcohol	86.1	ug/kg		6.1	6.1	8260/5035	11/26/08	MES	11/28/08 15:07	MES	C
tert-Amyl Ethylether	ND	ug/kg		2.4	1.2	8260/5035	11/26/08	MES	11/28/08 15:07	MES	C
Benzene	67.6	ug/kg		2.4	0.49	8260/5035	11/26/08	MES	11/28/08 15:07	MES	C
Bromochloromethane	ND	ug/kg		2.4	0.61	8260/5035	11/26/08	MES	11/28/08 15:07	MES	C
Bromodichloromethane	ND	ug/kg		2.4	0.37	8260/5035	11/26/08	MES	11/28/08 15:07	MES	C
Bromoform	ND	ug/kg		2.4	1.3	8260/5035	11/26/08	MES	11/28/08 15:07	MES	C
Bromomethane	ND	ug/kg		4.9	0.61	8260/5035	11/26/08	MES	11/28/08 15:07	MES	C
2-Butanone	ND	ug/kg		12.2	2.4	8260/5035	11/26/08	MES	11/28/08 15:07	MES	C
tert.- Butyl Alcohol	ND	ug/kg		12.2	2.4	8260/5035	11/26/08	MES	11/28/08 15:07	MES	C
Carbon Disulfide	ND	ug/kg		2.4	0.37	8260/5035	11/26/08	MES	11/28/08 15:07	MES	C
Carbon Tetrachloride	ND	ug/kg		2.4	0.61	8260/5035	11/26/08	MES	11/28/08 15:07	MES	C
Chlorobenzene	ND	ug/kg		2.4	0.49	8260/5035	11/26/08	MES	11/28/08 15:07	MES	C
Chlorodibromomethane	ND	ug/kg		2.4	0.61	8260/5035	11/26/08	MES	11/28/08 15:07	MES	C
Chloroethane	ND	ug/kg		2.4	0.61	8260/5035	11/26/08	MES	11/28/08 15:07	MES	C
Chloroform	ND	ug/kg		2.4	0.37	8260/5035	11/26/08	MES	11/28/08 15:07	MES	C
Chloromethane	ND	ug/kg		2.4	0.37	8260/5035	11/26/08	MES	11/28/08 15:07	MES	C
1,2-Dibromo-3-chloropropane	ND	ug/kg		4.9	1.2	8260/5035	11/26/08	MES	11/28/08 15:07	MES	C
1,2-Dibromoethane	ND	ug/kg		2.4	0.37	8260/5035	11/26/08	MES	11/28/08 15:07	MES	C
1,1-Dichloroethane	ND	ug/kg		2.4	0.37	8260/5035	11/26/08	MES	11/28/08 15:07	MES	C
1,2-Dichloroethane	ND	ug/kg		2.4	0.37	8260/5035	11/26/08	MES	11/28/08 15:07	MES	C
1,1-Dichloroethene	ND	ug/kg		2.4	0.61	8260/5035	11/26/08	MES	11/28/08 15:07	MES	C
cis-1,2-Dichloroethene	ND	ug/kg		2.4	0.61	8260/5035	11/26/08	MES	11/28/08 15:07	MES	C
trans-1,2-Dichloroethene	ND	ug/kg		2.4	0.49	8260/5035	11/26/08	MES	11/28/08 15:07	MES	C
1,2-Dichloropropane	ND	ug/kg		2.4	0.37	8260/5035	11/26/08	MES	11/28/08 15:07	MES	C
cis-1,3-Dichloropropene	ND	ug/kg		2.4	0.49	8260/5035	11/26/08	MES	11/28/08 15:07	MES	C
trans-1,3-Dichloropropene	ND	ug/kg		2.4	0.73	8260/5035	11/26/08	MES	11/28/08 15:07	MES	C
Diisopropyl ether	ND	ug/kg		2.4	0.24	8260/5035	11/26/08	MES	11/28/08 15:07	MES	C
Ethyl tert-butyl ether	ND	ug/kg		2.4	0.37	8260/5035	11/26/08	MES	11/28/08 15:07	MES	C
Ethylbenzene	13.1	ug/kg		2.4	0.37	8260/5035	11/26/08	MES	11/28/08 15:07	MES	C
2-Hexanone	12.7	ug/kg		12.2	0.98	8260/5035	11/26/08	MES	11/28/08 15:07	MES	C
Methyl t-Butyl Ether	0.70J	ug/kg		2.4	0.37	8260/5035	11/26/08	MES	11/28/08 15:07	MES	C
4-Methyl-2-Pentanone(MIBK)	10.8J	ug/kg		12.2	1.2	8260/5035	11/26/08	MES	11/28/08 15:07	MES	C



ANALYTICAL RESULTS

Workorder: 9765159 Soil (11/24/08)

Lab ID: **9765159007** Date Collected: 11/24/2008 00:00 Matrix: Solid
Sample ID: **Duplicate_20081124_FD** Date Received: 11/25/2008 19:45

Parameters	Results	Units	Footnotes	RDL	MDL	Method	Prepared	By	Analyzed	By	Cntr
Methylene Chloride	2.0J	ug/kg		2.4	0.86	8260/5035	11/26/08	MES	11/28/08 15:07	MES	C
Styrene	ND	ug/kg		2.4	0.37	8260/5035	11/26/08	MES	11/28/08 15:07	MES	C
1,1,2,2-Tetrachloroethane	ND	ug/kg		2.4	0.61	8260/5035	11/26/08	MES	11/28/08 15:07	MES	C
Tetrachloroethene	ND	ug/kg		2.4	0.61	8260/5035	11/26/08	MES	11/28/08 15:07	MES	C
Toluene	9.3	ug/kg		2.4	0.37	8260/5035	11/26/08	MES	11/28/08 15:07	MES	C
Total Xylenes	180	ug/kg		7.3	1.2	8260/5035	11/26/08	MES	11/28/08 15:07	MES	C
1,1,1-Trichloroethane	ND	ug/kg		2.4	0.49	8260/5035	11/26/08	MES	11/28/08 15:07	MES	C
1,1,2-Trichloroethane	ND	ug/kg		2.4	0.98	8260/5035	11/26/08	MES	11/28/08 15:07	MES	C
Trichloroethene	ND	ug/kg		2.4	0.61	8260/5035	11/26/08	MES	11/28/08 15:07	MES	C
Vinyl Chloride	ND	ug/kg		2.4	0.37	8260/5035	11/26/08	MES	11/28/08 15:07	MES	C
o-Xylene	39.5	ug/kg		2.4	0.37	8260/5035	11/26/08	MES	11/28/08 15:07	MES	C
mp-Xylene	140	ug/kg		4.9	1.2	8260/5035	11/26/08	MES	11/28/08 15:07	MES	C
<i>Surrogate Recoveries</i>	<i>Results</i>	<i>Units</i>	<i>Footnotes</i>	<i>Limits</i>		<i>Method</i>	<i>Prepared</i>	<i>By</i>	<i>Analyzed</i>	<i>By</i>	<i>Cntr</i>
1,2-Dichloroethane-d4 (S)	93.9	%		56-124		8260/5035	11/26/08	MES	11/28/08 15:07	MES	C
4-Bromofluorobenzene (S)	98.3	%		51-128		8260/5035	11/26/08	MES	11/28/08 15:07	MES	C
Dibromofluoromethane (S)	96.2	%		62-123		8260/5035	11/26/08	MES	11/28/08 15:07	MES	C
Toluene-d8 (S)	114	%		59-131		8260/5035	11/26/08	MES	11/28/08 15:07	MES	C

WET CHEMISTRY

Moisture	22.8	%		0.1	0.1	SM20-2540 G			11/26/08 06:30	EL	A
Total Solids	77.2	%		0.1	0.1	SM20-2540 G			11/26/08 06:30	EL	A

Sample Comments:

This sample was collected in a soil jar for the volatile analysis. The sample was prepared by Method 5035 after the 48-hour holding time.

This laboratory report was reprinted due to a modification to one or more sample reports in this workorder. The necessity for this is due to the consecutive numbering of samples in a given workorder.


Anna G Milliken
Laboratory Manager



ANALYTICAL LABORATORY SERVICES, INC.

www.analyticallab.com

NELAP Accredited
PA 22-293 NJ PA010



34 Dogwood Lane - Middletown, PA 17057 Phone: 717-944-5541 Fax: 717-944-1430

CHAIN OF CUSTODY/ REQUEST FOR ANALYSIS

ALL SHADED AREAS MUST BE COMPLETED BY THE CLIENT / SAMPLER. INSTRUCTIONS ON THE BACK.

Page 1 of 1
Counter: _____
Tracking #: _____

Analytical Laboratory Services, Inc.
Environmental • Industrial Hygiene • Field Services
34 Dogwood Lane • Middletown, PA 17057 • 717-944-5541 • Fax: 717-944-1430

Co. Name: **R.E.P.S.G., Inc.**
Contact (Report to): **R. Feingold**
Address: **6901 Kingessing Ave.
Phila. PA 19142**

Phone: 215-729-3220

Bill to (if different than Report to): **Same as above**

PO#: 2665

Project Name#: **Calvert Citgo / 5977.130** ALSI Quote #: _____

TAT: Normal-Standard TAT is 10-12 business days.
 Rush-Subject to ALSI approval and surcharges.

Date Required: **12-1-05**

Approved By: _____

Email? Y N
Fax? Y N

Sample Description/Location (as it will appear on the lab report)

1 **B-001: 19.5'**

2 **B-003: 19.5'**

3 **B-006: 19.5'**

4 **B-007: 20.5'**

5 **B-010: 20.5'**

6 **B-012: 19.5'**

7 **Duplicate**

8

Sample Date

11/24/05 12:05

11/24/05 10:40

11/24/05 16:45

11/24/05 13:55

11/24/05 14:35

11/24/05 15:30

11/24/05 -

Matrix

G 50

G 50

G 50

G 50

G 50

G 50

G 50

Enter Number of Containers Per Analysis

4 X

4 X

4 X

4 X

4 X

4 X

4 X

Total # of bottles: _____

ANALYSES/METHOD REQUESTED

Container Type: **100ml Snap-Lock Jar**
Container Size: **59 40ZL**
Preservative: **None**

Therm. ID: **50388**
No. of Coolers: _____
Cooler Temp: **3**

Notes: _____

Correct containers? Y N
Correct sample volume? Y N
Correct preservation? Y N
Headspace/Volatiles? Y N
Container in good condition? Y N

Custody seals Present? Y N
(if present) Seals Intact? Y N
Received on ice? Y N
CC/Labels complete/accurate? Y N
CO/Labels complete/accurate? Y N

ALS Field Services: Pickup Labor Composite Sampling Rental Equipment Other: _____

SIWA State Sample Collected in? MD MI NY PA

Data Deliverables: Standard CLP-like NJ-Reduced NJ-Full Other: **EQS**

EDS Sign-off: If yes, format type: _____

DOD Criteria Required? _____

LOGGED BY (Signature): **J. Crooks**

REVIEWED BY (Signature): _____

Date: 11/25/05

Time: 12:50

Date: 11/25/05

Time: 18:00

Date: 11/25/05

Time: 17:45

Date: 11/25/05

Time: 10



Certificate of Analysis

Project Name: MD SITE - SOILS - MDE -REV

Workorder: 9762518

Purchase Order:

Workorder ID: Groundwater (11/05/08)

Mr. Mark Kuczynski
REPSG
6901 Kingsessing Ave., Ste 201
PO Box 5377
Philadelphia, PA 19142

November 17, 2008

Dear Mr. Kuczynski,

Enclosed are the analytical results for samples received by the laboratory between Thursday, November 06, 2008 and Tuesday, November 11, 2008

ALSI is a National Environmental Laboratory Accreditation Conference (NELAC) accredited laboratory and as such, certifies that all applicable test results meet the requirements of NELAC.

If you have any questions regarding this certificate of analysis, please contact Anna Milliken (Project Coordinator) or Anna G Milliken (Laboratory Manager) at (717) 944-5541.

Please visit us at www.analyticallab.com for a listing of ALSI's NELAC accreditations and Scope of Work, as well as other links to Water Quality documentation on the internet.

This laboratory report may not be reproduced, except in full, without the written approval of ALSI.

NOTE: ALSI has changed the report generation tool and while we have tried to retain the existing format, you will notice some changes in the laboratory report. Please feel free to contact ALSI in case you have any questions.

Analytical Laboratory Services, Inc.

This page is included as part of the Analytical Report and must be retained as a permanent record thereof.


Anna G Milliken
Laboratory Manager



SAMPLE SUMMARY

Workorder: 9762518 Groundwater (11/05/08)

Discard Date: 12/01/2008

Lab ID	Sample ID	Matrix	Date Collected	Date Received	Collected By
9762518001	TWP-001_20081105_N	Ground Water	11/5/08 16:00	11/6/08 19:49	Brenda MacPhail
9762518002	TWP-002_20081105_N	Ground Water	11/5/08 00:00	11/6/08 19:49	Brenda MacPhail
9762518003	TWP-003_20081005_N	Ground Water	11/5/08 00:00	11/6/08 19:49	Brenda MacPhail
9762518004	TWP-004_20081105_N	Ground Water	11/5/08 00:00	11/6/08 19:49	Brenda MacPhail
9762518005	Duplicate-001_20081105_FD	Ground Water	11/5/08 00:00	11/6/08 19:49	Brenda MacPhail
9762518006	Field Blank-001_20081105_FB	Ground Water	11/5/08 00:00	11/6/08 19:49	Brenda MacPhail
9762518007	Trip Blank-001_20081105_TB	Ground Water	11/5/08 00:00	11/6/08 19:49	Brenda MacPhail
9762518008	TWP-001_20081105_N	Ground Water	11/5/08 16:00	11/11/08 18:48	Brenda MacPhail

Workorder Comments:

This report was re-issued to include the method detection limits (MDL) for each analyte in order to meet MDE standard at the request of Mark Kuczynski on 11/17/08. SJB 11/17/08

Notes

- Samples collected by ALSI personnel are done so in accordance with the procedures set forth in the ALSI Field Sampling Plan (20 - Field Services Sampling Plan).
- All Waste Water analyses comply with methodology requirements of 40 CFR Part 136.
- All Drinking Water analyses comply with methodology requirements of 40 CFR Part 141.
- Unless otherwise noted, all quantitative results for soils are reported on a dry weight basis.
- The Chain of Custody document is included as part of this report.

Standard Acronyms/Flags

- J, B Indicates an estimated value between the Method Detection Limit (MDL) and the Practical Quantitation Limit (PQL) for the analyte
- U Indicates that the analyte was Not Detected (ND)
- MDL Method Detection Limit
- PQL Practical Quantitation Limit
- RDL Reporting Detection Limit
- ND Not Detected - indicates that the analyte was Not Detected at the RDL
- Cntr Analysis was performed using this container
- RegLmt Regulatory Limit
- LCS Laboratory Control Sample
- MS Matrix Spike
- MSD Matrix Spike Duplicate
- DUP Sample Duplicate
- %Rec Percent Recovery
- RPD Relative Percent Difference



ANALYTICAL RESULTS

Workorder: 9762518 Groundwater (11/05/08)

Lab ID: **9762518001**
Sample ID: **TWP-001_20081105_N**

Date Collected: 11/5/2008 16:00
Date Received: 11/6/2008 19:49

Matrix: Ground Water

Parameters	Results	Units	Footnotes	RDL	MDL	Method	Prepared	By	Analyzed	By	Cntr
PETROLEUM HC's											
Diesel Range Organics C10-C28	5.6	mg/L		1.8	0.22	SW846 8015D	11/7/08	FPM	11/13/08 15:21	KJH	A1
<i>Surrogate Recoveries</i>	<i>Results</i>	<i>Units</i>	<i>Footnotes</i>	<i>Limits</i>		<i>Method</i>	<i>Prepared</i>	<i>By</i>	<i>Analyzed</i>	<i>By</i>	<i>Cntr</i>
o-Terphenyl (S)	97.6	%		40-117		SW846 8015D	11/7/08	FPM	11/13/08 15:21	KJH	A1

Sample Comments:

This sample was analyzed at a dilution in the 8015 diesel range organics analysis due to the level of analyte detected. Reporting limits were adjusted accordingly.


Anna G Milliken
Laboratory Manager



ANALYTICAL RESULTS

Workorder: 9762518 Groundwater (11/05/08)

Lab ID: **9762518002** Date Collected: 11/5/2008 00:00 Matrix: Ground Water
Sample ID: **TWP-002_20081105_N** Date Received: 11/6/2008 19:49

Parameters	Results	Units	Footnotes	RDL	MDL	Method	Prepared By	Analyzed	By	Cntr
VOLATILE ORGANICS										
Acetone	2110	ug/L		50.0	20.0	SW846 8260B		11/13/08 04:50	DD	B
tert-Amyl methyl ether	ND	ug/L		10.0	4.0	SW846 8260B		11/13/08 04:50	DD	B
tert-Amyl Alcohol	75200	ug/L		2500	250	SW846 8260B		11/13/08 15:22	JAH	C
tert-Amyl Ethylether	ND	ug/L		5.0	1.0	SW846 8260B		11/13/08 04:50	DD	B
Benzene	43000	ug/L		500	200	SW846 8260B		11/13/08 15:22	JAH	C
Bromochloromethane	ND	ug/L		5.0	1.0	SW846 8260B		11/13/08 04:50	DD	B
Bromodichloromethane	ND	ug/L		5.0	1.0	SW846 8260B		11/13/08 04:50	DD	B
Bromoform	ND	ug/L		5.0	1.0	SW846 8260B		11/13/08 04:50	DD	B
Bromomethane	ND	ug/L		5.0	1.0	SW846 8260B		11/13/08 04:50	DD	B
2-Butanone	1300	ug/L		50.0	15.0	SW846 8260B		11/13/08 04:50	DD	B
tert.- Butyl Alcohol	34500	ug/L		5000	1500	SW846 8260B		11/13/08 15:22	JAH	C
Carbon Disulfide	ND	ug/L		5.0	0.50	SW846 8260B		11/13/08 04:50	DD	B
Carbon Tetrachloride	ND	ug/L		5.0	1.0	SW846 8260B		11/13/08 04:50	DD	B
Chlorobenzene	ND	ug/L		5.0	1.0	SW846 8260B		11/13/08 04:50	DD	B
Chlorodibromomethane	ND	ug/L		5.0	1.0	SW846 8260B		11/13/08 04:50	DD	B
Chloroethane	ND	ug/L		5.0	1.5	SW846 8260B		11/13/08 04:50	DD	B
Chloroform	2.7J	ug/L		5.0	1.0	SW846 8260B		11/13/08 04:50	DD	B
Chloromethane	ND	ug/L		5.0	1.0	SW846 8260B		11/13/08 04:50	DD	B
1,2-Dibromo-3-chloropropane	ND	ug/L		35.0	12.0	SW846 8260B		11/13/08 04:50	DD	B
1,2-Dibromoethane	179	ug/L		5.0	1.5	SW846 8260B		11/13/08 04:50	DD	B
1,1-Dichloroethane	ND	ug/L		5.0	0.50	SW846 8260B		11/13/08 04:50	DD	B
1,2-Dichloroethane	680	ug/L		5.0	1.0	SW846 8260B		11/13/08 04:50	DD	B
1,1-Dichloroethene	ND	ug/L		5.0	1.0	SW846 8260B		11/13/08 04:50	DD	B
cis-1,2-Dichloroethene	ND	ug/L		5.0	1.0	SW846 8260B		11/13/08 04:50	DD	B
trans-1,2-Dichloroethene	ND	ug/L		5.0	1.0	SW846 8260B		11/13/08 04:50	DD	B
1,2-Dichloropropane	ND	ug/L		5.0	1.0	SW846 8260B		11/13/08 04:50	DD	B
cis-1,3-Dichloropropene	ND	ug/L		5.0	1.0	SW846 8260B		11/13/08 04:50	DD	B
trans-1,3-Dichloropropene	ND	ug/L		5.0	1.0	SW846 8260B		11/13/08 04:50	DD	B
Diisopropyl ether	90.3	ug/L		5.0	0.50	SW846 8260B		11/13/08 04:50	DD	B
Ethyl tert-butyl ether	ND	ug/L		5.0	0.50	SW846 8260B		11/13/08 04:50	DD	B
Ethylbenzene	482	ug/L		5.0	1.5	SW846 8260B		11/13/08 04:50	DD	B
2-Hexanone	59.9	ug/L		25.0	3.5	SW846 8260B		11/13/08 04:50	DD	B
Methyl t-Butyl Ether	11900	ug/L		500	100	SW846 8260B		11/13/08 15:22	JAH	C
4-Methyl-2-Pentanone(MIBK)	55.6	ug/L		25.0	6.5	SW846 8260B		11/13/08 04:50	DD	B
Methylene Chloride	ND	ug/L		5.0	0.50	SW846 8260B		11/13/08 04:50	DD	B
Styrene	3.4J	ug/L		5.0	1.0	SW846 8260B		11/13/08 04:50	DD	B
1,1,2,2-Tetrachloroethane	ND	ug/L		5.0	1.0	SW846 8260B		11/13/08 04:50	DD	B
Tetrachloroethene	ND	ug/L		5.0	2.0	SW846 8260B		11/13/08 04:50	DD	B
Toluene	50200	ug/L		500	100	SW846 8260B		11/13/08 15:22	JAH	C
Total Xylenes	2680	ug/L		15.0	2.0	SW846 8260B		11/13/08 04:50	DD	B
1,1,1-Trichloroethane	ND	ug/L		5.0	1.0	SW846 8260B		11/13/08 04:50	DD	B
1,1,2-Trichloroethane	ND	ug/L		5.0	1.0	SW846 8260B		11/13/08 04:50	DD	B
Trichloroethene	ND	ug/L		5.0	1.0	SW846 8260B		11/13/08 04:50	DD	B
Vinyl Chloride	ND	ug/L		5.0	1.0	SW846 8260B		11/13/08 04:50	DD	B



ANALYTICAL RESULTS

Workorder: 9762518 Groundwater (11/05/08)

Lab ID: **9762518002**
Sample ID: **TWP-002_20081105_N**

Date Collected: 11/5/2008 00:00
Date Received: 11/6/2008 19:49

Matrix: Ground Water

Parameters	Results	Units	Footnotes	RDL	MDL	Method	Prepared	By	Analyzed	By	Cntr
o-Xylene	934	ug/L		5.0	1.0	SW846 8260B			11/13/08 04:50	DD	B
mp-Xylene	1740	ug/L		10.0	1.5	SW846 8260B			11/13/08 04:50	DD	B
<i>Surrogate Recoveries</i>	<i>Results</i>	<i>Units</i>	<i>Footnotes</i>	<i>Limits</i>		<i>Method</i>	<i>Prepared</i>	<i>By</i>	<i>Analyzed</i>	<i>By</i>	<i>Cntr</i>
1,2-Dichloroethane-d4 (S)	97.5	%		62-133		SW846 8260B			11/13/08 04:50	DD	B
4-Bromofluorobenzene (S)	92.3	%		79-114		SW846 8260B			11/13/08 04:50	DD	B
Dibromofluoromethane (S)	78	%		78-116		SW846 8260B			11/13/08 04:50	DD	B
Toluene-d8 (S)	87.8	%		76-127		SW846 8260B			11/13/08 04:50	DD	B
1,2-Dichloroethane-d4 (S)	115	%		62-133		SW846 8260B			11/13/08 15:22	JAH	C
4-Bromofluorobenzene (S)	101	%		79-114		SW846 8260B			11/13/08 15:22	JAH	C
Toluene-d8 (S)	110	%		76-127		SW846 8260B			11/13/08 15:22	JAH	C
Dibromofluoromethane (S)	99.2	%		78-116		SW846 8260B			11/13/08 15:22	JAH	C

PETROLEUM HC's

Diesel Range Organics C10-C28	2.3	mg/L		0.81	0.10	SW846 8015D	11/7/08	FPM	11/13/08 15:54	KJH	A1
<i>Surrogate Recoveries</i>	<i>Results</i>	<i>Units</i>	<i>Footnotes</i>	<i>Limits</i>		<i>Method</i>	<i>Prepared</i>	<i>By</i>	<i>Analyzed</i>	<i>By</i>	<i>Cntr</i>
o-Terphenyl (S)	83.2	%		40-117		SW846 8015D	11/7/08	FPM	11/13/08 15:54	KJH	A1

Sample Comments:

The GCMS volatiles analysis was performed at a dilution due to the level of target compounds.

This sample was analyzed at a dilution in the 8015 diesel range organics analysis due to the level of analyte detected. Reporting limits were adjusted accordingly.

Anna G Milliken
Laboratory Manager



ANALYTICAL RESULTS

Workorder: 9762518 Groundwater (11/05/08)

Lab ID: **9762518003** Date Collected: 11/5/2008 00:00 Matrix: Ground Water
Sample ID: **TWP-003_20081005_N** Date Received: 11/6/2008 19:49

Parameters	Results	Units	Footnotes	RDL	MDL	Method	Prepared By	Analyzed	By	Cntr
VOLATILE ORGANICS										
Acetone	ND	ug/L		50.0	20.0	SW846 8260B		11/13/08 04:19	DD	E
tert-Amyl methyl ether	ND	ug/L		10.0	4.0	SW846 8260B		11/13/08 04:19	DD	E
tert-Amyl Alcohol	419	ug/L		25.0	2.5	SW846 8260B		11/13/08 04:19	DD	E
tert-Amyl Ethylether	ND	ug/L		5.0	1.0	SW846 8260B		11/13/08 04:19	DD	E
Benzene	835	ug/L		5.0	2.0	SW846 8260B		11/13/08 04:19	DD	E
Bromochloromethane	ND	ug/L		5.0	1.0	SW846 8260B		11/13/08 04:19	DD	E
Bromodichloromethane	ND	ug/L		5.0	1.0	SW846 8260B		11/13/08 04:19	DD	E
Bromoform	ND	ug/L		5.0	1.0	SW846 8260B		11/13/08 04:19	DD	E
Bromomethane	ND	ug/L		5.0	1.0	SW846 8260B		11/13/08 04:19	DD	E
2-Butanone	ND	ug/L		50.0	15.0	SW846 8260B		11/13/08 04:19	DD	E
tert.- Butyl Alcohol	82.0	ug/L		50.0	15.0	SW846 8260B		11/13/08 04:19	DD	E
Carbon Disulfide	ND	ug/L		5.0	0.50	SW846 8260B		11/13/08 04:19	DD	E
Carbon Tetrachloride	ND	ug/L		5.0	1.0	SW846 8260B		11/13/08 04:19	DD	E
Chlorobenzene	ND	ug/L		5.0	1.0	SW846 8260B		11/13/08 04:19	DD	E
Chlorodibromomethane	ND	ug/L		5.0	1.0	SW846 8260B		11/13/08 04:19	DD	E
Chloroethane	ND	ug/L		5.0	1.5	SW846 8260B		11/13/08 04:19	DD	E
Chloroform	ND	ug/L		5.0	1.0	SW846 8260B		11/13/08 04:19	DD	E
Chloromethane	ND	ug/L		5.0	1.0	SW846 8260B		11/13/08 04:19	DD	E
1,2-Dibromo-3-chloropropane	ND	ug/L		35.0	12.0	SW846 8260B		11/13/08 04:19	DD	E
1,2-Dibromoethane	13.7	ug/L		5.0	1.5	SW846 8260B		11/13/08 04:19	DD	E
1,1-Dichloroethane	ND	ug/L		5.0	0.50	SW846 8260B		11/13/08 04:19	DD	E
1,2-Dichloroethane	27.1	ug/L		5.0	1.0	SW846 8260B		11/13/08 04:19	DD	E
1,1-Dichloroethene	ND	ug/L		5.0	1.0	SW846 8260B		11/13/08 04:19	DD	E
cis-1,2-Dichloroethene	ND	ug/L		5.0	1.0	SW846 8260B		11/13/08 04:19	DD	E
trans-1,2-Dichloroethene	ND	ug/L		5.0	1.0	SW846 8260B		11/13/08 04:19	DD	E
1,2-Dichloropropane	ND	ug/L		5.0	1.0	SW846 8260B		11/13/08 04:19	DD	E
cis-1,3-Dichloropropene	ND	ug/L		5.0	1.0	SW846 8260B		11/13/08 04:19	DD	E
trans-1,3-Dichloropropene	ND	ug/L		5.0	1.0	SW846 8260B		11/13/08 04:19	DD	E
Diisopropyl ether	4.4J	ug/L		5.0	0.50	SW846 8260B		11/13/08 04:19	DD	E
Ethyl tert-butyl ether	ND	ug/L		5.0	0.50	SW846 8260B		11/13/08 04:19	DD	E
Ethylbenzene	16.9	ug/L		5.0	1.5	SW846 8260B		11/13/08 04:19	DD	E
2-Hexanone	9.1J	ug/L		25.0	3.5	SW846 8260B		11/13/08 04:19	DD	E
Methyl t-Butyl Ether	28.1	ug/L		5.0	1.0	SW846 8260B		11/13/08 04:19	DD	E
4-Methyl-2-Pentanone(MIBK)	ND	ug/L		25.0	6.5	SW846 8260B		11/13/08 04:19	DD	E
Methylene Chloride	ND	ug/L		5.0	0.50	SW846 8260B		11/13/08 04:19	DD	E
Styrene	ND	ug/L		5.0	1.0	SW846 8260B		11/13/08 04:19	DD	E
1,1,2,2-Tetrachloroethane	ND	ug/L		5.0	1.0	SW846 8260B		11/13/08 04:19	DD	E
Tetrachloroethene	ND	ug/L		5.0	2.0	SW846 8260B		11/13/08 04:19	DD	E
Toluene	518	ug/L		5.0	1.0	SW846 8260B		11/13/08 04:19	DD	E
Total Xylenes	915	ug/L		15.0	2.0	SW846 8260B		11/13/08 04:19	DD	E
1,1,1-Trichloroethane	ND	ug/L		5.0	1.0	SW846 8260B		11/13/08 04:19	DD	E
1,1,2-Trichloroethane	ND	ug/L		5.0	1.0	SW846 8260B		11/13/08 04:19	DD	E
Trichloroethene	ND	ug/L		5.0	1.0	SW846 8260B		11/13/08 04:19	DD	E
Vinyl Chloride	ND	ug/L		5.0	1.0	SW846 8260B		11/13/08 04:19	DD	E



ANALYTICAL RESULTS

Workorder: 9762518 Groundwater (11/05/08)

Lab ID: **9762518003**
Sample ID: **TWP-003_20081005_N**

Date Collected: 11/5/2008 00:00
Date Received: 11/6/2008 19:49

Matrix: Ground Water

Parameters	Results	Units	Footnotes	RDL	MDL	Method	Prepared	By	Analyzed	By	Cntr
o-Xylene	172	ug/L		5.0	1.0	SW846 8260B			11/13/08 04:19	DD	E
mp-Xylene	743	ug/L		10.0	1.5	SW846 8260B			11/13/08 04:19	DD	E
<i>Surrogate Recoveries</i>	<i>Results</i>	<i>Units</i>	<i>Footnotes</i>	<i>Limits</i>		<i>Method</i>	<i>Prepared</i>	<i>By</i>	<i>Analyzed</i>	<i>By</i>	<i>Cntr</i>
1,2-Dichloroethane-d4 (S)	82.9	%		62-133		SW846 8260B			11/13/08 04:19	DD	E
Dibromofluoromethane (S)	87.5	%		78-116		SW846 8260B			11/13/08 04:19	DD	E
Toluene-d8 (S)	94.9	%		76-127		SW846 8260B			11/13/08 04:19	DD	E
4-Bromofluorobenzene (S)	99.2	%		79-114		SW846 8260B			11/13/08 04:19	DD	E

PETROLEUM HC's

Diesel Range Organics C10-C28	0.25	mg/L		0.18	0.023	SW846 8015D	11/7/08	FPM	11/8/08 20:18	KJH	A1
Gasoline Range Organics	3440	ug/L		100	29.1	SW846 8015D			11/11/08 16:18	TEH	C
<i>Surrogate Recoveries</i>	<i>Results</i>	<i>Units</i>	<i>Footnotes</i>	<i>Limits</i>		<i>Method</i>	<i>Prepared</i>	<i>By</i>	<i>Analyzed</i>	<i>By</i>	<i>Cntr</i>
o-Terphenyl (S)	85.1	%		40-117		SW846 8015D	11/7/08	FPM	11/8/08 20:18	KJH	A1
<i>Surrogate Recoveries</i>	<i>Results</i>	<i>Units</i>	<i>Footnotes</i>	<i>Limits</i>		<i>Method</i>	<i>Prepared</i>	<i>By</i>	<i>Analyzed</i>	<i>By</i>	<i>Cntr</i>
a,a,a-Trifluorotoluene (S)	97.9	%		68-117		SW846 8015D			11/11/08 16:18	TEH	C

Sample Comments:

This sample was extracted and analyzed in duplicate in the 8015 diesel range organics analysis. Precision between the sample and its duplicate was outside laboratory control limits.

The GCMS volatiles analysis was performed at a dilution due to the level of target compounds.

Anna G Milliken
Laboratory Manager



ANALYTICAL RESULTS

Workorder: 9762518 Groundwater (11/05/08)

Lab ID: **9762518004** Date Collected: 11/5/2008 00:00 Matrix: Ground Water
Sample ID: **TWP-004_20081105_N** Date Received: 11/6/2008 19:49

Parameters	Results	Units	Footnotes	RDL	MDL	Method	Prepared By	Analyzed	By	Cntr
VOLATILE ORGANICS										
Acetone	ND	ug/L		10.0	4.0	SW846 8260B		11/13/08 03:48	DD	E
tert-Amyl methyl ether	ND	ug/L		2.0	0.80	SW846 8260B		11/13/08 03:48	DD	E
tert-Amyl Alcohol	80.5	ug/L		5.0	0.50	SW846 8260B		11/13/08 03:48	DD	E
tert-Amyl Ethylether	ND	ug/L		1.0	0.20	SW846 8260B		11/13/08 03:48	DD	E
Benzene	708	ug/L		10.0	4.0	SW846 8260B		11/13/08 23:00	DD	F
Bromochloromethane	ND	ug/L		1.0	0.20	SW846 8260B		11/13/08 03:48	DD	E
Bromodichloromethane	ND	ug/L		1.0	0.20	SW846 8260B		11/13/08 03:48	DD	E
Bromoform	ND	ug/L		1.0	0.20	SW846 8260B		11/13/08 03:48	DD	E
Bromomethane	ND	ug/L		1.0	0.20	SW846 8260B		11/13/08 03:48	DD	E
2-Butanone	8.8J	ug/L		10.0	3.0	SW846 8260B		11/13/08 03:48	DD	E
tert.- Butyl Alcohol	24.8	ug/L		10.0	3.0	SW846 8260B		11/13/08 03:48	DD	E
Carbon Disulfide	ND	ug/L		1.0	0.10	SW846 8260B		11/13/08 03:48	DD	E
Carbon Tetrachloride	ND	ug/L		1.0	0.20	SW846 8260B		11/13/08 03:48	DD	E
Chlorobenzene	ND	ug/L		1.0	0.20	SW846 8260B		11/13/08 03:48	DD	E
Chlorodibromomethane	ND	ug/L		1.0	0.20	SW846 8260B		11/13/08 03:48	DD	E
Chloroethane	ND	ug/L		1.0	0.30	SW846 8260B		11/13/08 03:48	DD	E
Chloroform	ND	ug/L		1.0	0.20	SW846 8260B		11/13/08 03:48	DD	E
Chloromethane	ND	ug/L		1.0	0.20	SW846 8260B		11/13/08 03:48	DD	E
1,2-Dibromo-3-chloropropane	ND	ug/L		7.0	2.4	SW846 8260B		11/13/08 03:48	DD	E
1,2-Dibromoethane	11.4	ug/L		1.0	0.30	SW846 8260B		11/13/08 03:48	DD	E
1,1-Dichloroethane	ND	ug/L		1.0	0.10	SW846 8260B		11/13/08 03:48	DD	E
1,2-Dichloroethane	21.4	ug/L		1.0	0.20	SW846 8260B		11/13/08 03:48	DD	E
1,1-Dichloroethene	ND	ug/L		1.0	0.20	SW846 8260B		11/13/08 03:48	DD	E
cis-1,2-Dichloroethene	ND	ug/L		1.0	0.20	SW846 8260B		11/13/08 03:48	DD	E
trans-1,2-Dichloroethene	ND	ug/L		1.0	0.20	SW846 8260B		11/13/08 03:48	DD	E
1,2-Dichloropropane	ND	ug/L		1.0	0.20	SW846 8260B		11/13/08 03:48	DD	E
cis-1,3-Dichloropropene	ND	ug/L		1.0	0.20	SW846 8260B		11/13/08 03:48	DD	E
trans-1,3-Dichloropropene	ND	ug/L		1.0	0.20	SW846 8260B		11/13/08 03:48	DD	E
Diisopropyl ether	5.1	ug/L		1.0	0.10	SW846 8260B		11/13/08 03:48	DD	E
Ethyl tert-butyl ether	ND	ug/L		1.0	0.10	SW846 8260B		11/13/08 03:48	DD	E
Ethylbenzene	12.8	ug/L		1.0	0.30	SW846 8260B		11/13/08 03:48	DD	E
2-Hexanone	7.1	ug/L		5.0	0.70	SW846 8260B		11/13/08 03:48	DD	E
Methyl t-Butyl Ether	52.0	ug/L		1.0	0.20	SW846 8260B		11/13/08 03:48	DD	E
4-Methyl-2-Pentanone(MIBK)	ND	ug/L		5.0	1.3	SW846 8260B		11/13/08 03:48	DD	E
Methylene Chloride	ND	ug/L		1.0	0.10	SW846 8260B		11/13/08 03:48	DD	E
Styrene	ND	ug/L		1.0	0.20	SW846 8260B		11/13/08 03:48	DD	E
1,1,2,2-Tetrachloroethane	ND	ug/L		1.0	0.20	SW846 8260B		11/13/08 03:48	DD	E
Tetrachloroethene	ND	ug/L		1.0	0.40	SW846 8260B		11/13/08 03:48	DD	E
Toluene	750	ug/L		10.0	2.0	SW846 8260B		11/13/08 23:00	DD	F
Total Xylenes	57.4	ug/L		3.0	0.40	SW846 8260B		11/13/08 03:48	DD	E
1,1,1-Trichloroethane	ND	ug/L		1.0	0.20	SW846 8260B		11/13/08 03:48	DD	E
1,1,2-Trichloroethane	ND	ug/L		1.0	0.20	SW846 8260B		11/13/08 03:48	DD	E
Trichloroethene	ND	ug/L		1.0	0.20	SW846 8260B		11/13/08 03:48	DD	E
Vinyl Chloride	ND	ug/L		1.0	0.20	SW846 8260B		11/13/08 03:48	DD	E



ANALYTICAL RESULTS

Workorder: 9762518 Groundwater (11/05/08)

Lab ID: **9762518004**
Sample ID: **TWP-004_20081105_N**

Date Collected: 11/5/2008 00:00
Date Received: 11/6/2008 19:49

Matrix: Ground Water

Parameters	Results	Units	Footnotes	RDL	MDL	Method	Prepared	By	Analyzed	By	Cntr
o-Xylene	22.7	ug/L		1.0	0.20	SW846 8260B			11/13/08 03:48	DD	E
mp-Xylene	34.6	ug/L		2.0	0.30	SW846 8260B			11/13/08 03:48	DD	E
<i>Surrogate Recoveries</i>	<i>Results</i>	<i>Units</i>	<i>Footnotes</i>	<i>Limits</i>		<i>Method</i>	<i>Prepared</i>	<i>By</i>	<i>Analyzed</i>	<i>By</i>	<i>Cntr</i>
1,2-Dichloroethane-d4 (S)	86.8	%		62-133		SW846 8260B			11/13/08 03:48	DD	E
Dibromofluoromethane (S)	82.9	%		78-116		SW846 8260B			11/13/08 03:48	DD	E
Toluene-d8 (S)	90.2	%		76-127		SW846 8260B			11/13/08 03:48	DD	E
4-Bromofluorobenzene (S)	97.4	%		79-114		SW846 8260B			11/13/08 03:48	DD	E
1,2-Dichloroethane-d4 (S)	84.4	%		62-133		SW846 8260B			11/13/08 23:00	DD	F
Toluene-d8 (S)	94.5	%		76-127		SW846 8260B			11/13/08 23:00	DD	F
Dibromofluoromethane (S)	87.4	%		78-116		SW846 8260B			11/13/08 23:00	DD	F
4-Bromofluorobenzene (S)	94.2	%		79-114		SW846 8260B			11/13/08 23:00	DD	F

PETROLEUM HC's

Diesel Range Organics C10-C28	0.083J	mg/L		0.20	0.025	SW846 8015D	11/7/08	FPM	11/8/08 22:24	KJH	A1
Gasoline Range Organics	673	ug/L		100	29.1	SW846 8015D			11/11/08 15:44	TEH	C
<i>Surrogate Recoveries</i>	<i>Results</i>	<i>Units</i>	<i>Footnotes</i>	<i>Limits</i>		<i>Method</i>	<i>Prepared</i>	<i>By</i>	<i>Analyzed</i>	<i>By</i>	<i>Cntr</i>
o-Terphenyl (S)	84.7	%		40-117		SW846 8015D	11/7/08	FPM	11/8/08 22:24	KJH	A1
<i>Surrogate Recoveries</i>	<i>Results</i>	<i>Units</i>	<i>Footnotes</i>	<i>Limits</i>		<i>Method</i>	<i>Prepared</i>	<i>By</i>	<i>Analyzed</i>	<i>By</i>	<i>Cntr</i>
a,a,a-Trifluorotoluene (S)	116	%		68-117		SW846 8015D			11/11/08 15:44	TEH	C

Sample Comments:


Anna G Milliken
Laboratory Manager



ANALYTICAL RESULTS

Workorder: 9762518 Groundwater (11/05/08)

Lab ID: **9762518005** Date Collected: 11/5/2008 00:00 Matrix: Ground Water
Sample ID: **Duplicate-001_20081105_FD** Date Received: 11/6/2008 19:49

Parameters	Results	Units	Footnotes	RDL	MDL	Method	Prepared By	Analyzed	By	Cntr
VOLATILE ORGANICS										
Acetone	1220	ug/L		50.0	20.0	SW846 8260B		11/13/08 05:20	DD	E
tert-Amyl methyl ether	ND	ug/L		10.0	4.0	SW846 8260B		11/13/08 05:20	DD	E
tert-Amyl Alcohol	47000	ug/L		500	50.0	SW846 8260B		11/14/08 00:01	DD	F
tert-Amyl Ethylether	ND	ug/L		5.0	1.0	SW846 8260B		11/13/08 05:20	DD	E
Benzene	8810	ug/L		100	40.0	SW846 8260B		11/14/08 00:01	DD	F
Bromochloromethane	ND	ug/L		5.0	1.0	SW846 8260B		11/13/08 05:20	DD	E
Bromodichloromethane	ND	ug/L		5.0	1.0	SW846 8260B		11/13/08 05:20	DD	E
Bromoform	ND	ug/L		5.0	1.0	SW846 8260B		11/13/08 05:20	DD	E
Bromomethane	ND	ug/L		5.0	1.0	SW846 8260B		11/13/08 05:20	DD	E
2-Butanone	1270	ug/L		50.0	15.0	SW846 8260B		11/13/08 05:20	DD	E
tert.- Butyl Alcohol	4880	ug/L		50.0	15.0	SW846 8260B		11/13/08 05:20	DD	E
Carbon Disulfide	ND	ug/L		5.0	0.50	SW846 8260B		11/13/08 05:20	DD	E
Carbon Tetrachloride	ND	ug/L		5.0	1.0	SW846 8260B		11/13/08 05:20	DD	E
Chlorobenzene	ND	ug/L		5.0	1.0	SW846 8260B		11/13/08 05:20	DD	E
Chlorodibromomethane	ND	ug/L		5.0	1.0	SW846 8260B		11/13/08 05:20	DD	E
Chloroethane	ND	ug/L		5.0	1.5	SW846 8260B		11/13/08 05:20	DD	E
Chloroform	ND	ug/L		5.0	1.0	SW846 8260B		11/13/08 05:20	DD	E
Chloromethane	ND	ug/L		5.0	1.0	SW846 8260B		11/13/08 05:20	DD	E
1,2-Dibromo-3-chloropropane	ND	ug/L		35.0	12.0	SW846 8260B		11/13/08 05:20	DD	E
1,2-Dibromoethane	162	ug/L		5.0	1.5	SW846 8260B		11/13/08 05:20	DD	E
1,1-Dichloroethane	ND	ug/L		5.0	0.50	SW846 8260B		11/13/08 05:20	DD	E
1,2-Dichloroethane	655	ug/L		5.0	1.0	SW846 8260B		11/13/08 05:20	DD	E
1,1-Dichloroethene	ND	ug/L		5.0	1.0	SW846 8260B		11/13/08 05:20	DD	E
cis-1,2-Dichloroethene	ND	ug/L		5.0	1.0	SW846 8260B		11/13/08 05:20	DD	E
trans-1,2-Dichloroethene	ND	ug/L		5.0	1.0	SW846 8260B		11/13/08 05:20	DD	E
1,2-Dichloropropane	ND	ug/L		5.0	1.0	SW846 8260B		11/13/08 05:20	DD	E
cis-1,3-Dichloropropene	ND	ug/L		5.0	1.0	SW846 8260B		11/13/08 05:20	DD	E
trans-1,3-Dichloropropene	ND	ug/L		5.0	1.0	SW846 8260B		11/13/08 05:20	DD	E
Diisopropyl ether	105	ug/L		5.0	0.50	SW846 8260B		11/13/08 05:20	DD	E
Ethyl tert-butyl ether	ND	ug/L		5.0	0.50	SW846 8260B		11/13/08 05:20	DD	E
Ethylbenzene	229	ug/L		5.0	1.5	SW846 8260B		11/13/08 05:20	DD	E
2-Hexanone	131	ug/L		25.0	3.5	SW846 8260B		11/13/08 05:20	DD	E
Methyl t-Butyl Ether	913	ug/L		5.0	1.0	SW846 8260B		11/13/08 05:20	DD	E
4-Methyl-2-Pentanone(MIBK)	75.9	ug/L		25.0	6.5	SW846 8260B		11/13/08 05:20	DD	E
Methylene Chloride	ND	ug/L		5.0	0.50	SW846 8260B		11/13/08 05:20	DD	E
Styrene	ND	ug/L		5.0	1.0	SW846 8260B		11/13/08 05:20	DD	E
1,1,2,2-Tetrachloroethane	ND	ug/L		5.0	1.0	SW846 8260B		11/13/08 05:20	DD	E
Tetrachloroethene	ND	ug/L		5.0	2.0	SW846 8260B		11/13/08 05:20	DD	E
Toluene	8870	ug/L		100	20.0	SW846 8260B		11/14/08 00:01	DD	F
Total Xylenes	1250	ug/L		15.0	2.0	SW846 8260B		11/13/08 05:20	DD	E
1,1,1-Trichloroethane	ND	ug/L		5.0	1.0	SW846 8260B		11/13/08 05:20	DD	E
1,1,2-Trichloroethane	ND	ug/L		5.0	1.0	SW846 8260B		11/13/08 05:20	DD	E
Trichloroethene	ND	ug/L		5.0	1.0	SW846 8260B		11/13/08 05:20	DD	E
Vinyl Chloride	ND	ug/L		5.0	1.0	SW846 8260B		11/13/08 05:20	DD	E



ANALYTICAL RESULTS

Workorder: 9762518 Groundwater (11/05/08)

Lab ID: **9762518005** Date Collected: 11/5/2008 00:00 Matrix: Ground Water
Sample ID: **Duplicate-001_20081105_FD** Date Received: 11/6/2008 19:49

Parameters	Results	Units	Footnotes	RDL	MDL	Method	Prepared	By	Analyzed	By	Cntr
o-Xylene	470	ug/L		5.0	1.0	SW846 8260B			11/13/08 05:20	DD	E
mp-Xylene	782	ug/L		10.0	1.5	SW846 8260B			11/13/08 05:20	DD	E
<i>Surrogate Recoveries</i>	<i>Results</i>	<i>Units</i>	<i>Footnotes</i>	<i>Limits</i>		<i>Method</i>	<i>Prepared</i>	<i>By</i>	<i>Analyzed</i>	<i>By</i>	<i>Cntr</i>
1,2-Dichloroethane-d4 (S)	93.2	%		62-133		SW846 8260B			11/13/08 05:20	DD	E
Dibromofluoromethane (S)	79.8	%		78-116		SW846 8260B			11/13/08 05:20	DD	E
Toluene-d8 (S)	92.6	%		76-127		SW846 8260B			11/13/08 05:20	DD	E
4-Bromofluorobenzene (S)	99.7	%		79-114		SW846 8260B			11/13/08 05:20	DD	E
1,2-Dichloroethane-d4 (S)	87	%		62-133		SW846 8260B			11/14/08 00:01	DD	F
Dibromofluoromethane (S)	84	%		78-116		SW846 8260B			11/14/08 00:01	DD	F
Toluene-d8 (S)	93.2	%		76-127		SW846 8260B			11/14/08 00:01	DD	F
4-Bromofluorobenzene (S)	94.5	%		79-114		SW846 8260B			11/14/08 00:01	DD	F

PETROLEUM HC's

Diesel Range Organics C10-C28	5.8	mg/L		0.88	0.11	SW846 8015D	11/7/08	FPM	11/13/08 16:33	KJH	A1
Gasoline Range Organics	83300	ug/L		2000	581	SW846 8015D			11/12/08 12:24	TEH	D
<i>Surrogate Recoveries</i>	<i>Results</i>	<i>Units</i>	<i>Footnotes</i>	<i>Limits</i>		<i>Method</i>	<i>Prepared</i>	<i>By</i>	<i>Analyzed</i>	<i>By</i>	<i>Cntr</i>
o-Terphenyl (S)	103	%		40-117		SW846 8015D	11/7/08	FPM	11/13/08 16:33	KJH	A1
<i>Surrogate Recoveries</i>	<i>Results</i>	<i>Units</i>	<i>Footnotes</i>	<i>Limits</i>		<i>Method</i>	<i>Prepared</i>	<i>By</i>	<i>Analyzed</i>	<i>By</i>	<i>Cntr</i>
a,a,a-Trifluorotoluene (S)	112	%		68-117		SW846 8015D			11/12/08 12:24	TEH	D

Sample Comments:

The gasoline range organics analysis for this sample was diluted due to the amount of analyte present. The detection limit was raised accordingly.

The GCMS volatiles analysis was performed at a dilution due to the level of target compounds.

This sample was analyzed at a dilution in the 8015 diesel range organics analysis due to the level of analyte detected. Reporting limits were adjusted accordingly.

Anna G Milliken
Laboratory Manager



ANALYTICAL RESULTS

Workorder: 9762518 Groundwater (11/05/08)

Lab ID: **9762518006** Date Collected: 11/5/2008 00:00 Matrix: Ground Water
Sample ID: **Field Blank-001_20081105_FB** Date Received: 11/6/2008 19:49

Parameters	Results	Units	Footnotes	RDL	MDL	Method	Prepared By	Analyzed	By	Cntr
VOLATILE ORGANICS										
Acetone	ND	ug/L		10.0	4.0	SW846 8260B		11/12/08 23:12	DD	E
tert-Amyl methyl ether	ND	ug/L		2.0	0.80	SW846 8260B		11/12/08 23:12	DD	E
tert-Amyl Alcohol	ND	ug/L		5.0	0.50	SW846 8260B		11/12/08 23:12	DD	E
tert-Amyl Ethylether	ND	ug/L		1.0	0.20	SW846 8260B		11/12/08 23:12	DD	E
Benzene	ND	ug/L		1.0	0.40	SW846 8260B		11/12/08 23:12	DD	E
Bromochloromethane	ND	ug/L		1.0	0.20	SW846 8260B		11/12/08 23:12	DD	E
Bromodichloromethane	ND	ug/L		1.0	0.20	SW846 8260B		11/12/08 23:12	DD	E
Bromoform	ND	ug/L		1.0	0.20	SW846 8260B		11/12/08 23:12	DD	E
Bromomethane	ND	ug/L		1.0	0.20	SW846 8260B		11/12/08 23:12	DD	E
2-Butanone	ND	ug/L		10.0	3.0	SW846 8260B		11/12/08 23:12	DD	E
tert.- Butyl Alcohol	ND	ug/L		10.0	3.0	SW846 8260B		11/12/08 23:12	DD	E
Carbon Disulfide	ND	ug/L		1.0	0.10	SW846 8260B		11/12/08 23:12	DD	E
Carbon Tetrachloride	ND	ug/L		1.0	0.20	SW846 8260B		11/12/08 23:12	DD	E
Chlorobenzene	ND	ug/L		1.0	0.20	SW846 8260B		11/12/08 23:12	DD	E
Chlorodibromomethane	ND	ug/L		1.0	0.20	SW846 8260B		11/12/08 23:12	DD	E
Chloroethane	ND	ug/L		1.0	0.30	SW846 8260B		11/12/08 23:12	DD	E
Chloroform	5.1	ug/L		1.0	0.20	SW846 8260B		11/12/08 23:12	DD	E
Chloromethane	ND	ug/L		1.0	0.20	SW846 8260B		11/12/08 23:12	DD	E
1,2-Dibromo-3-chloropropane	ND	ug/L		7.0	2.4	SW846 8260B		11/12/08 23:12	DD	E
1,2-Dibromoethane	ND	ug/L		1.0	0.30	SW846 8260B		11/12/08 23:12	DD	E
1,1-Dichloroethane	ND	ug/L		1.0	0.10	SW846 8260B		11/12/08 23:12	DD	E
1,2-Dichloroethane	ND	ug/L		1.0	0.20	SW846 8260B		11/12/08 23:12	DD	E
1,1-Dichloroethene	ND	ug/L		1.0	0.20	SW846 8260B		11/12/08 23:12	DD	E
cis-1,2-Dichloroethene	ND	ug/L		1.0	0.20	SW846 8260B		11/12/08 23:12	DD	E
trans-1,2-Dichloroethene	ND	ug/L		1.0	0.20	SW846 8260B		11/12/08 23:12	DD	E
1,2-Dichloropropane	ND	ug/L		1.0	0.20	SW846 8260B		11/12/08 23:12	DD	E
cis-1,3-Dichloropropene	ND	ug/L		1.0	0.20	SW846 8260B		11/12/08 23:12	DD	E
trans-1,3-Dichloropropene	ND	ug/L		1.0	0.20	SW846 8260B		11/12/08 23:12	DD	E
Diisopropyl ether	ND	ug/L		1.0	0.10	SW846 8260B		11/12/08 23:12	DD	E
Ethyl tert-butyl ether	ND	ug/L		1.0	0.10	SW846 8260B		11/12/08 23:12	DD	E
Ethylbenzene	ND	ug/L		1.0	0.30	SW846 8260B		11/12/08 23:12	DD	E
2-Hexanone	ND	ug/L		5.0	0.70	SW846 8260B		11/12/08 23:12	DD	E
Methyl t-Butyl Ether	ND	ug/L		1.0	0.20	SW846 8260B		11/12/08 23:12	DD	E
4-Methyl-2-Pentanone(MIBK)	ND	ug/L		5.0	1.3	SW846 8260B		11/12/08 23:12	DD	E
Methylene Chloride	ND	ug/L		1.0	0.10	SW846 8260B		11/12/08 23:12	DD	E
Styrene	ND	ug/L		1.0	0.20	SW846 8260B		11/12/08 23:12	DD	E
1,1,2,2-Tetrachloroethane	ND	ug/L		1.0	0.20	SW846 8260B		11/12/08 23:12	DD	E
Tetrachloroethene	ND	ug/L		1.0	0.40	SW846 8260B		11/12/08 23:12	DD	E
Toluene	ND	ug/L		1.0	0.20	SW846 8260B		11/12/08 23:12	DD	E
Total Xylenes	ND	ug/L		3.0	0.40	SW846 8260B		11/12/08 23:12	DD	E
1,1,1-Trichloroethane	ND	ug/L		1.0	0.20	SW846 8260B		11/12/08 23:12	DD	E
1,1,2-Trichloroethane	ND	ug/L		1.0	0.20	SW846 8260B		11/12/08 23:12	DD	E
Trichloroethene	ND	ug/L		1.0	0.20	SW846 8260B		11/12/08 23:12	DD	E
Vinyl Chloride	ND	ug/L		1.0	0.20	SW846 8260B		11/12/08 23:12	DD	E



ANALYTICAL RESULTS

Workorder: 9762518 Groundwater (11/05/08)

Lab ID: **9762518006** Date Collected: 11/5/2008 00:00 Matrix: Ground Water
Sample ID: **Field Blank-001_20081105_FB** Date Received: 11/6/2008 19:49

Parameters	Results	Units	Footnotes	RDL	MDL	Method	Prepared	By	Analyzed	By	Cntr
o-Xylene	ND	ug/L		1.0	0.20	SW846 8260B			11/12/08 23:12	DD	E
mp-Xylene	ND	ug/L		2.0	0.30	SW846 8260B			11/12/08 23:12	DD	E
<i>Surrogate Recoveries</i>	<i>Results</i>	<i>Units</i>	<i>Footnotes</i>	<i>Limits</i>		<i>Method</i>	<i>Prepared</i>	<i>By</i>	<i>Analyzed</i>	<i>By</i>	<i>Cntr</i>
1,2-Dichloroethane-d4 (S)	82.1	%		62-133		SW846 8260B			11/12/08 23:12	DD	E
Dibromofluoromethane (S)	86.3	%		78-116		SW846 8260B			11/12/08 23:12	DD	E
Toluene-d8 (S)	94.8	%		76-127		SW846 8260B			11/12/08 23:12	DD	E
4-Bromofluorobenzene (S)	96.1	%		79-114		SW846 8260B			11/12/08 23:12	DD	E

PETROLEUM HC's

Diesel Range Organics C10-C28	ND	mg/L		0.16	0.020	SW846 8015D	11/7/08	FPM	11/9/08 00:30	KJH	A1
Gasoline Range Organics	ND	ug/L		100	29.1	SW846 8015D			11/11/08 15:07	TEH	C
<i>Surrogate Recoveries</i>	<i>Results</i>	<i>Units</i>	<i>Footnotes</i>	<i>Limits</i>		<i>Method</i>	<i>Prepared</i>	<i>By</i>	<i>Analyzed</i>	<i>By</i>	<i>Cntr</i>
o-Terphenyl (S)	87.4	%		40-117		SW846 8015D	11/7/08	FPM	11/9/08 00:30	KJH	A1
<i>Surrogate Recoveries</i>	<i>Results</i>	<i>Units</i>	<i>Footnotes</i>	<i>Limits</i>		<i>Method</i>	<i>Prepared</i>	<i>By</i>	<i>Analyzed</i>	<i>By</i>	<i>Cntr</i>
a,a,a-Trifluorotoluene (S)	116	%		68-117		SW846 8015D			11/11/08 15:07	TEH	C

Sample Comments:


Anna G Milliken
Laboratory Manager



ANALYTICAL RESULTS

Workorder: 9762518 Groundwater (11/05/08)

Lab ID: **9762518007** Date Collected: 11/5/2008 00:00 Matrix: Ground Water
Sample ID: **Trip Blank-001_20081105_TB** Date Received: 11/6/2008 19:49

Parameters	Results	Units	Footnotes	RDL	MDL	Method	Prepared By	Analyzed	By	Cntr
VOLATILE ORGANICS										
Acetone	ND	ug/L		10.0	4.0	SW846 8260B		11/12/08 22:11	DD	A
tert-Amyl methyl ether	ND	ug/L		2.0	0.80	SW846 8260B		11/12/08 22:11	DD	A
tert-Amyl Alcohol	ND	ug/L		5.0	0.50	SW846 8260B		11/12/08 22:11	DD	A
tert-Amyl Ethylether	ND	ug/L		1.0	0.20	SW846 8260B		11/12/08 22:11	DD	A
Benzene	ND	ug/L		1.0	0.40	SW846 8260B		11/12/08 22:11	DD	A
Bromochloromethane	ND	ug/L		1.0	0.20	SW846 8260B		11/12/08 22:11	DD	A
Bromodichloromethane	ND	ug/L		1.0	0.20	SW846 8260B		11/12/08 22:11	DD	A
Bromoform	ND	ug/L		1.0	0.20	SW846 8260B		11/12/08 22:11	DD	A
Bromomethane	ND	ug/L		1.0	0.20	SW846 8260B		11/12/08 22:11	DD	A
2-Butanone	ND	ug/L		10.0	3.0	SW846 8260B		11/12/08 22:11	DD	A
tert.- Butyl Alcohol	ND	ug/L		10.0	3.0	SW846 8260B		11/12/08 22:11	DD	A
Carbon Disulfide	ND	ug/L		1.0	0.10	SW846 8260B		11/12/08 22:11	DD	A
Carbon Tetrachloride	ND	ug/L		1.0	0.20	SW846 8260B		11/12/08 22:11	DD	A
Chlorobenzene	ND	ug/L		1.0	0.20	SW846 8260B		11/12/08 22:11	DD	A
Chlorodibromomethane	ND	ug/L		1.0	0.20	SW846 8260B		11/12/08 22:11	DD	A
Chloroethane	ND	ug/L		1.0	0.30	SW846 8260B		11/12/08 22:11	DD	A
Chloroform	4.8	ug/L		1.0	0.20	SW846 8260B		11/12/08 22:11	DD	A
Chloromethane	ND	ug/L		1.0	0.20	SW846 8260B		11/12/08 22:11	DD	A
1,2-Dibromo-3-chloropropane	ND	ug/L		7.0	2.4	SW846 8260B		11/12/08 22:11	DD	A
1,2-Dibromoethane	ND	ug/L		1.0	0.30	SW846 8260B		11/12/08 22:11	DD	A
1,1-Dichloroethane	ND	ug/L		1.0	0.10	SW846 8260B		11/12/08 22:11	DD	A
1,2-Dichloroethane	ND	ug/L		1.0	0.20	SW846 8260B		11/12/08 22:11	DD	A
1,1-Dichloroethene	ND	ug/L		1.0	0.20	SW846 8260B		11/12/08 22:11	DD	A
cis-1,2-Dichloroethene	ND	ug/L		1.0	0.20	SW846 8260B		11/12/08 22:11	DD	A
trans-1,2-Dichloroethene	ND	ug/L		1.0	0.20	SW846 8260B		11/12/08 22:11	DD	A
1,2-Dichloropropane	ND	ug/L		1.0	0.20	SW846 8260B		11/12/08 22:11	DD	A
cis-1,3-Dichloropropene	ND	ug/L		1.0	0.20	SW846 8260B		11/12/08 22:11	DD	A
trans-1,3-Dichloropropene	ND	ug/L		1.0	0.20	SW846 8260B		11/12/08 22:11	DD	A
Diisopropyl ether	ND	ug/L		1.0	0.10	SW846 8260B		11/12/08 22:11	DD	A
Ethyl tert-butyl ether	ND	ug/L		1.0	0.10	SW846 8260B		11/12/08 22:11	DD	A
Ethylbenzene	ND	ug/L		1.0	0.30	SW846 8260B		11/12/08 22:11	DD	A
2-Hexanone	ND	ug/L		5.0	0.70	SW846 8260B		11/12/08 22:11	DD	A
Methyl t-Butyl Ether	ND	ug/L		1.0	0.20	SW846 8260B		11/12/08 22:11	DD	A
4-Methyl-2-Pentanone(MIBK)	ND	ug/L		5.0	1.3	SW846 8260B		11/12/08 22:11	DD	A
Methylene Chloride	ND	ug/L		1.0	0.10	SW846 8260B		11/12/08 22:11	DD	A
Styrene	ND	ug/L		1.0	0.20	SW846 8260B		11/12/08 22:11	DD	A
1,1,2,2-Tetrachloroethane	ND	ug/L		1.0	0.20	SW846 8260B		11/12/08 22:11	DD	A
Tetrachloroethene	ND	ug/L		1.0	0.40	SW846 8260B		11/12/08 22:11	DD	A
Toluene	ND	ug/L		1.0	0.20	SW846 8260B		11/12/08 22:11	DD	A
Total Xylenes	ND	ug/L		3.0	0.40	SW846 8260B		11/12/08 22:11	DD	A
1,1,1-Trichloroethane	ND	ug/L		1.0	0.20	SW846 8260B		11/12/08 22:11	DD	A
1,1,2-Trichloroethane	ND	ug/L		1.0	0.20	SW846 8260B		11/12/08 22:11	DD	A
Trichloroethene	ND	ug/L		1.0	0.20	SW846 8260B		11/12/08 22:11	DD	A
Vinyl Chloride	ND	ug/L		1.0	0.20	SW846 8260B		11/12/08 22:11	DD	A



ANALYTICAL RESULTS

Workorder: 9762518 Groundwater (11/05/08)

Lab ID: **9762518007**

Date Collected: 11/5/2008 00:00

Matrix: Ground Water

Sample ID: **Trip Blank-001_20081105_TB**

Date Received: 11/6/2008 19:49

Parameters	Results	Units	Footnotes	RDL	MDL	Method	Prepared	By	Analyzed	By	Cntr
o-Xylene	ND	ug/L		1.0	0.20	SW846 8260B			11/12/08 22:11	DD	A
mp-Xylene	ND	ug/L		2.0	0.30	SW846 8260B			11/12/08 22:11	DD	A
<i>Surrogate Recoveries</i>	<i>Results</i>	<i>Units</i>	<i>Footnotes</i>	<i>Limits</i>		<i>Method</i>	<i>Prepared</i>	<i>By</i>	<i>Analyzed</i>	<i>By</i>	<i>Cntr</i>
1,2-Dichloroethane-d4 (S)	80.4	%		62-133		SW846 8260B			11/12/08 22:11	DD	A
4-Bromofluorobenzene (S)	94.7	%		79-114		SW846 8260B			11/12/08 22:11	DD	A
Dibromofluoromethane (S)	85.9	%		78-116		SW846 8260B			11/12/08 22:11	DD	A
Toluene-d8 (S)	96	%		76-127		SW846 8260B			11/12/08 22:11	DD	A

Sample Comments:


Anna G Milliken
Laboratory Manager



ANALYTICAL RESULTS

Workorder: 9762518 Groundwater (11/05/08)

Lab ID: **9762518008** Date Collected: 11/5/2008 16:00 Matrix: Ground Water
Sample ID: **TWP-001_20081105_N** Date Received: 11/11/2008 18:48

Parameters	Results	Units	Footnotes	RDL	MDL	Method	Prepared	By	Analyzed	By	Cntr
PETROLEUM HC's											
Gasoline Range Organics	39700	ug/L		2000	581	SW846 8015D			11/12/08 11:50	TEH	A
<i>Surrogate Recoveries</i>	<i>Results</i>	<i>Units</i>	<i>Footnotes</i>	<i>Limits</i>		<i>Method</i>	<i>Prepared</i>	<i>By</i>	<i>Analyzed</i>	<i>By</i>	<i>Cntr</i>
a,a,a-Trifluorotoluene (S)	110	%		68-117		SW846 8015D			11/12/08 11:50	TEH	A
VOLATILE ORGANICS											
Acetone	1270	ug/L		50.0	20.0	SW846 8260B			11/14/08 01:03	DD	C
tert-Amyl methyl ether	ND	ug/L		10.0	4.0	SW846 8260B			11/14/08 01:03	DD	C
tert-Amyl Alcohol	48400	ug/L		1250	125	SW846 8260B			11/14/08 01:28	DD	D
tert-Amyl Ethylether	ND	ug/L		5.0	1.0	SW846 8260B			11/14/08 01:03	DD	C
Benzene	15300	ug/L		250	100	SW846 8260B			11/14/08 01:28	DD	D
Bromochloromethane	ND	ug/L		5.0	1.0	SW846 8260B			11/14/08 01:03	DD	C
Bromodichloromethane	ND	ug/L		5.0	1.0	SW846 8260B			11/14/08 01:03	DD	C
Bromoform	ND	ug/L		5.0	1.0	SW846 8260B			11/14/08 01:03	DD	C
Bromomethane	ND	ug/L		5.0	1.0	SW846 8260B			11/14/08 01:03	DD	C
2-Butanone	1320	ug/L		50.0	15.0	SW846 8260B			11/14/08 01:03	DD	C
tert.- Butyl Alcohol	3970	ug/L		50.0	15.0	SW846 8260B			11/14/08 01:03	DD	C
Carbon Disulfide	ND	ug/L		5.0	0.50	SW846 8260B			11/14/08 01:03	DD	C
Carbon Tetrachloride	ND	ug/L		5.0	1.0	SW846 8260B			11/14/08 01:03	DD	C
Chlorobenzene	ND	ug/L		5.0	1.0	SW846 8260B			11/14/08 01:03	DD	C
Chlorodibromomethane	ND	ug/L		5.0	1.0	SW846 8260B			11/14/08 01:03	DD	C
Chloroethane	ND	ug/L		5.0	1.5	SW846 8260B			11/14/08 01:03	DD	C
Chloroform	ND	ug/L		5.0	1.0	SW846 8260B			11/14/08 01:03	DD	C
Chloromethane	ND	ug/L		5.0	1.0	SW846 8260B			11/14/08 01:03	DD	C
1,2-Dibromo-3-chloropropane	ND	ug/L		35.0	12.0	SW846 8260B			11/14/08 01:03	DD	C
1,2-Dibromoethane	265	ug/L		5.0	1.5	SW846 8260B			11/14/08 01:03	DD	C
1,1-Dichloroethane	ND	ug/L		5.0	0.50	SW846 8260B			11/14/08 01:03	DD	C
1,2-Dichloroethane	913	ug/L		5.0	1.0	SW846 8260B			11/14/08 01:03	DD	C
1,1-Dichloroethene	ND	ug/L		5.0	1.0	SW846 8260B			11/14/08 01:03	DD	C
cis-1,2-Dichloroethene	ND	ug/L		5.0	1.0	SW846 8260B			11/14/08 01:03	DD	C
trans-1,2-Dichloroethene	ND	ug/L		5.0	1.0	SW846 8260B			11/14/08 01:03	DD	C
1,2-Dichloropropane	ND	ug/L		5.0	1.0	SW846 8260B			11/14/08 01:03	DD	C
cis-1,3-Dichloropropene	ND	ug/L		5.0	1.0	SW846 8260B			11/14/08 01:03	DD	C
trans-1,3-Dichloropropene	ND	ug/L		5.0	1.0	SW846 8260B			11/14/08 01:03	DD	C
Diisopropyl ether	130	ug/L		5.0	0.50	SW846 8260B			11/14/08 01:03	DD	C
Ethyl tert-butyl ether	ND	ug/L		5.0	0.50	SW846 8260B			11/14/08 01:03	DD	C
Ethylbenzene	1060	ug/L		250	75.0	SW846 8260B			11/14/08 01:28	DD	D
2-Hexanone	147	ug/L		25.0	3.5	SW846 8260B			11/14/08 01:03	DD	C
Methyl t-Butyl Ether	949	ug/L		5.0	1.0	SW846 8260B			11/14/08 01:03	DD	C
4-Methyl-2-Pentanone(MIBK)	83.9	ug/L		25.0	6.5	SW846 8260B			11/14/08 01:03	DD	C
Methylene Chloride	ND	ug/L		5.0	0.50	SW846 8260B			11/14/08 01:03	DD	C
Styrene	ND	ug/L		5.0	1.0	SW846 8260B			11/14/08 01:03	DD	C
1,1,2,2-Tetrachloroethane	ND	ug/L		5.0	1.0	SW846 8260B			11/14/08 01:03	DD	C
Tetrachloroethene	ND	ug/L		5.0	2.0	SW846 8260B			11/14/08 01:03	DD	C



ANALYTICAL RESULTS

Workorder: 9762518 Groundwater (11/05/08)

Lab ID: **9762518008**
Sample ID: **TWP-001_20081105_N**

Date Collected: 11/5/2008 16:00
Date Received: 11/11/2008 18:48

Matrix: Ground Water

Parameters	Results	Units	Footnotes	RDL	MDL	Method	Prepared By	Analyzed	By	Cntr
Toluene	20600	ug/L		250	50.0	SW846 8260B		11/14/08 01:28	DD	D
Total Xylenes	5140	ug/L		750	100	SW846 8260B		11/14/08 01:28	DD	D
1,1,1-Trichloroethane	ND	ug/L		5.0	1.0	SW846 8260B		11/14/08 01:03	DD	C
1,1,2-Trichloroethane	ND	ug/L		5.0	1.0	SW846 8260B		11/14/08 01:03	DD	C
Trichloroethene	ND	ug/L		5.0	1.0	SW846 8260B		11/14/08 01:03	DD	C
Vinyl Chloride	ND	ug/L		5.0	1.0	SW846 8260B		11/14/08 01:03	DD	C
o-Xylene	1570	ug/L		250	50.0	SW846 8260B		11/14/08 01:28	DD	D
mp-Xylene	3570	ug/L		500	75.0	SW846 8260B		11/14/08 01:28	DD	D
<i>Surrogate Recoveries</i>	<i>Results</i>	<i>Units</i>	<i>Footnotes</i>	<i>Limits</i>		<i>Method</i>	<i>Prepared By</i>	<i>Analyzed</i>	<i>By</i>	<i>Cntr</i>
1,2-Dichloroethane-d4 (S)	108	%		62-133		SW846 8260B		11/14/08 01:03	DD	C
Dibromofluoromethane (S)	77.5	%	1	78-116		SW846 8260B		11/14/08 01:03	DD	C
Toluene-d8 (S)	82.9	%		76-127		SW846 8260B		11/14/08 01:03	DD	C
4-Bromofluorobenzene (S)	91.8	%		79-114		SW846 8260B		11/14/08 01:03	DD	C
1,2-Dichloroethane-d4 (S)	109	%		62-133		SW846 8260B		11/14/08 01:28	DD	D
Toluene-d8 (S)	115	%		76-127		SW846 8260B		11/14/08 01:28	DD	D
Dibromofluoromethane (S)	101	%		78-116		SW846 8260B		11/14/08 01:28	DD	D
4-Bromofluorobenzene (S)	105	%		79-114		SW846 8260B		11/14/08 01:28	DD	D

Sample Comments:

The gasoline range organics analysis for this sample was diluted due to the amount of analyte present. The detection limit was raised accordingly.

The GCMS volatiles analysis was performed at a dilution due to the level of target compounds.

Anna G Milliken
Anna G Milliken
Laboratory Manager



**ANALYTICAL
LABORATORY
SERVICES, INC.**

www.analyticallab.com

**NELAP Accredited
PA 22-293 NJ PA010**



34 Dogwood Lane - Middletown, PA 17057 Phone: 717-944-5541 Fax: 717-944-1430

ANALYTICAL RESULTS QUALIFIERS\FLAGS

Workorder: 9762518 Groundwater (11/05/08)

PARAMETER QUALIFIERS\FLAGS

[1] The surrogate recovery was outside of the established control limits.



ANALYTICAL LABORATORY SERVICES, INC.

www.analyticallab.com

NELAP Accredited
PA 22-293 NJ PA010



34 Dogwood Lane - Middletown, PA 17057 Phone: 717-944-5541 Fax: 717-944-1430

Page 4 of 7
Courier: [blank]
Tracking #: [blank]

CHAIN OF CUSTODY/ REQUEST FOR ANALYSIS

ALL SHADED AREAS MUST BE COMPLETED BY THE CLIENT/SAMPLER. INSTRUCTIONS ON THE BACK.

Co. Name: **REPS & INC**
 Contact (report to): **Ren Feingold**
 Address: **600 King of Prussia Ave
 P.O. Box 14142
 Philadelphia, PA 19142**
 Phone: **215 729 3220**
 PO#: **2609**

Project Name#: **Colvert Citso** ALSI Quote #: **11/2/08**
 TAT: Normal-Standard TAT is 10-12 business days.
 Rush-Subject to ALSI approval and surcharges.
 Email? Y N
 Fax? Y N
 Approved By: **Ren Feingold**
 Date Required: [blank]

Sample Description/Location (as it will appear on the lab report)	COC Comments	Sample Date	Military Time
8.1 (TAP-00)		11/10/08	16:00
2			
3	The TPH data was received with		
4	the original sample submission		
5	on 11/10/08		
6			
7	4 VIALS		
8			

Bill to (if different than Report to): **Same**

Project Name: **Colvert Citso**

ANALYSIS METHOD REQUESTED

Enter Number of Containers Per Analysis

Container Type	Container Size	Preservative	Matrix	Enter Number of Containers Per Analysis
G	30	40	40	TPH-Da 2015
G	40	40	40	TPH-Gro 2015
G	40	40	40	Include TPH+MPE 2003
G	40	40	40	WCS Synthetic

LOGGED BY (signature): [Signature]
 REVIEWED BY (signature): [Signature]

Relinquished By / Company Name	Date	Time	Received By / Company Name	Date	Time
Ren Feingold REPS	11/10/08	15:25	Ren Feingold REPS	11/11/08	13:27
Ren Feingold REPS	11/11/08	17:00	Ren Feingold REPS	11/11/08	17:00
Ren Feingold REPS	11/11/08	18:48	Ren Feingold REPS	11/11/08	18:48
Ren Feingold REPS	11/11/08	18:48	Ren Feingold REPS	11/11/08	18:48
Ren Feingold REPS	11/11/08	18:48	Ren Feingold REPS	11/11/08	18:48
Ren Feingold REPS	11/11/08	18:48	Ren Feingold REPS	11/11/08	18:48

Receipt Information (Completed by client/sampler)
 Received by: [Signature]
 Date: [blank]
 Cooler Temp: 2
 Therm. ID: 202355
 No. of Coolers: [blank]
 Notes: [blank]

Correct containers?	Correct sample volume?	Correct preservation?	Headspace/Volatiles?	COC Labels complete/accurate?	Container in good condition?
Y	Y	Y	Y	Y	Y
N	N	N	N	N	N
Y	Y	Y	Y	Y	Y
N	N	N	N	N	N

ALSI FIELD SERVICES: Pickup Labor Composite Sampling Rental Equipment Other: [blank]



Susan J. Baer

From: Mark Kuczynski [Mkuczynski@repsg.com]
Sent: Friday, November 07, 2008 10:02 AM
To: Susan J. Baer
Subject: RE: MD job

You can have Brenda MacPhail as the sampler. Thanks.

From: Susan J. Baer [mailto:sbaer@analyticallab.com]
Sent: Friday, November 07, 2008 10:02
To: Mark Kuczynski
Subject: RE: MD job

OK Mark. That will be no problem. The person who filled out the chains of custody indicated that the GW samples were one workorder (page 1 of 1) and that the SO samples were one workorder (1 of 2 and 2 of 2). This will ensure separate entry.

Can you tell me who collected the samples, or should I put "collected by client" on the reports? (This field was blank on the chain of custody.)

Thanks.

Sue

From: Mark Kuczynski [mailto:Mkuczynski@repsg.com]
Sent: Friday, November 07, 2008 9:53 AM
To: Susan J. Baer
Subject: MD job

Sue, for the soil and GW samples that came in yesterday for the MD job, please have separate lab reports, invoices, and EDDs for the water and the soil samples. Let me know of any questions. Thanks.

Mark Kuczynski
Environmental Database Manager

REPSG

React Environmental
Professional Services Group, Inc
P.O. Box 5377
6901 Kingsessing Ave., Suite 201
Philadelphia, PA 19142
Phone: 215-729-3220 ex. 311
Fax: 215 729-1557
Cell: 267-688-7309
MKuczynski@repsg.com
www.repsg.com

11/7/2008



Susan J. Baer

From: Mark Kuczynski [Mkuczynski@repsg.com]
Sent: Monday, November 10, 2008 5:15 PM
To: Susan J. Baer; Vanessa Shomper
Cc: Ron Feingold; Suzanne Shourds
Subject: RE: Calvert Citgo-Grounwater (ALSI #9762518 001)
Importance: High

Sue, Vanessa,

4 voas were left at our office in our fridge for the VOC and the GRO analysis for sample TWP-001. First, can we have a courier pick up these straggling voa vials tomorrow (Tuesday). Second, can you let me know how many days this will push back receiving all of our results? Would there be any way to still receive results on time or maybe only a day late since its only 1 sample? Third, thanks for bringing this to our attention. Please let me know our options here. Thank you.

Mark

From: Susan J. Baer [mailto:sbaer@analyticallab.com]
Sent: Monday, November 10, 2008 16:54
To: Mark Kuczynski
Subject: Calvert Citgo-Grounwater (ALSI #9762518 001)

Good Afternoon Mark,

I wanted to confirm that groundwater sample TWP-001 that was received on 11/05/08 for this project did not include the 40mL VOA containers for the VOCs by 8260 and TPHGRO analyses. The chain of custody did indicate that 2 vials should have been received for each analysis.

I do recall speaking to Ron Feingold prior to receipt of these samples and him mentioning that one location required only TPHDRO. Hopefully, this is the one. Please confirm. Thank you.

Sue

11/11/2008



Certificate of Analysis

Project Name:	MD SITE - SOILS - MDE -REV	Workorder:	9764091
Purchase Order:		Workorder ID:	Groundwater (11/17/08)

Mr. Mark Kuczynski
REPSG
6901 Kingsessing Ave., Ste 201
PO Box 5377
Philadelphia, PA 19142

November 26, 2008

Dear Mr. Kuczynski,

Enclosed are the analytical results for samples received by the laboratory on Tuesday, November 18, 2008

ALSI is a National Environmental Laboratory Accreditation Conference (NELAC) accredited laboratory and as such, certifies that all applicable test results meet the requirements of NELAC.

If you have any questions regarding this certificate of analysis, please contact Anna Milliken (Project Coordinator) or Anna G Milliken (Laboratory Manager) at (717) 944-5541.

Please visit us at www.analyticallab.com for a listing of ALSI's NELAC accreditations and Scope of Work, as well as other links to Water Quality documentation on the internet.

This laboratory report may not be reproduced, except in full, without the written approval of ALSI.

NOTE: ALSI has changed the report generation tool and while we have tried to retain the existing format, you will notice some changes in the laboratory report. Please feel free to contact ALSI in case you have any questions.

Analytical Laboratory Services, Inc.

This page is included as part of the Analytical Report and must be retained as a permanent record thereof.


Anna G Milliken
Laboratory Manager



SAMPLE SUMMARY

Workorder: 9764091 Groundwater (11/17/08)

Discard Date: 12/09/2008

Lab ID	Sample ID	Matrix	Date Collected	Date Received	Collected By
9764091001	MW-001_20081117_N	Water	11/17/08 13:45	11/18/08 20:00	Joe Crooks
9764091002	MW-002_20081117_N	Water	11/17/08 14:30	11/18/08 20:00	Joe Crooks
9764091003	MW-003_20081117_N	Water	11/17/08 10:00	11/18/08 20:00	Joe Crooks
9764091004	MW-005_20081117_N	Water	11/17/08 13:00	11/18/08 20:00	Joe Crooks
9764091005	MW-006_20081117_N	Water	11/17/08 15:30	11/18/08 20:00	Joe Crooks
9764091006	MW-007_20081117_N	Water	11/17/08 11:25	11/18/08 20:00	Joe Crooks
9764091007	MP-001_20081117_N	Water	11/17/08 08:45	11/18/08 20:00	Joe Crooks
9764091008	MP-002_20081117_N	Water	11/17/08 10:35	11/18/08 20:00	Joe Crooks
9764091009	Duplicate-001_20081117_FD	Water	11/17/08 00:00	11/18/08 20:00	Joe Crooks
9764091010	Field Blank_20081117_FB	Water	11/17/08 12:00	11/18/08 20:00	Joe Crooks
9764091011	Trip Blank_20081118_TB	Water	11/18/08 20:00	11/18/08 20:00	Joe Crooks

Workorder Comments:

Notes

- Samples collected by ALSI personnel are done so in accordance with the procedures set forth in the ALSI Field Sampling Plan (20 - Field Services Sampling Plan).
- All Waste Water analyses comply with methodology requirements of 40 CFR Part 136.
- All Drinking Water analyses comply with methodology requirements of 40 CFR Part 141.
- Unless otherwise noted, all quantitative results for soils are reported on a dry weight basis.
- The Chain of Custody document is included as part of this report.

Standard Acronyms/Flags

- J, B Indicates an estimated value between the Method Detection Limit (MDL) and the Practical Quantitation Limit (PQL) for the analyte
- U Indicates that the analyte was Not Detected (ND)
- MDL Method Detection Limit
- PQL Practical Quantitation Limit
- RDL Reporting Detection Limit
- ND Not Detected - indicates that the analyte was Not Detected at the RDL
- Cntr Analysis was performed using this container
- RegLmt Regulatory Limit
- LCS Laboratory Control Sample
- MS Matrix Spike
- MSD Matrix Spike Duplicate
- DUP Sample Duplicate
- %Rec Percent Recovery
- RPD Relative Percent Difference



ANALYTICAL RESULTS

Workorder: 9764091 Groundwater (11/17/08)

Lab ID: **9764091001** Date Collected: 11/17/2008 13:45 Matrix: Water
Sample ID: **MW-001_20081117_N** Date Received: 11/18/2008 20:00

Parameters	Results	Units	Footnotes	RDL	MDL	Method	Prepared	By	Analyzed	By	Cntr
PETROLEUM HC's											
Diesel Range Organics C10-C28	12.1	mg/L		1.6	0.21	SW846 8015D	11/20/08	CMG	11/22/08 05:08	JJH	A1
Gasoline Range Organics	16800	ug/L		1000	291	SW846 8015D			11/19/08 14:38	TEH	C
<i>Surrogate Recoveries</i>	<i>Results</i>	<i>Units</i>	<i>Footnotes</i>	<i>Limits</i>		<i>Method</i>	<i>Prepared</i>	<i>By</i>	<i>Analyzed</i>	<i>By</i>	<i>Cntr</i>
o-Terphenyl (S)	94	%		40-117		SW846 8015D	11/20/08	CMG	11/22/08 05:08	JJH	A1
<i>Surrogate Recoveries</i>	<i>Results</i>	<i>Units</i>	<i>Footnotes</i>	<i>Limits</i>		<i>Method</i>	<i>Prepared</i>	<i>By</i>	<i>Analyzed</i>	<i>By</i>	<i>Cntr</i>
a,a,a-Trifluorotoluene (S)	114	%		68-117		SW846 8015D			11/19/08 14:38	TEH	C
VOLATILE ORGANICS											
Acetone	ND	ug/L		50.0	20.0	SW846 8260B			11/21/08 04:13	DD	E
tert-Amyl methyl ether	ND	ug/L		10.0	4.0	SW846 8260B			11/21/08 04:13	DD	E
tert-Amyl Alcohol	8300	ug/L		500	50.0	SW846 8260B			11/22/08 00:29	DD	E
tert-Amyl Ethylether	ND	ug/L		5.0	1.0	SW846 8260B			11/21/08 04:13	DD	E
Benzene	13800	ug/L		100	40.0	SW846 8260B			11/22/08 00:29	DD	E
Bromochloromethane	ND	ug/L		5.0	1.0	SW846 8260B			11/21/08 04:13	DD	E
Bromodichloromethane	ND	ug/L		5.0	1.0	SW846 8260B			11/21/08 04:13	DD	E
Bromoform	ND	ug/L		5.0	1.0	SW846 8260B			11/21/08 04:13	DD	E
Bromomethane	ND	ug/L		5.0	1.0	SW846 8260B			11/21/08 04:13	DD	E
2-Butanone	ND	ug/L		50.0	15.0	SW846 8260B			11/21/08 04:13	DD	E
tert.- Butyl Alcohol	842	ug/L		50.0	15.0	SW846 8260B			11/21/08 04:13	DD	E
Carbon Disulfide	ND	ug/L		5.0	0.50	SW846 8260B			11/21/08 04:13	DD	E
Carbon Tetrachloride	ND	ug/L		5.0	1.0	SW846 8260B			11/21/08 04:13	DD	E
Chlorobenzene	ND	ug/L		5.0	1.0	SW846 8260B			11/21/08 04:13	DD	E
Chlorodibromomethane	ND	ug/L		5.0	1.0	SW846 8260B			11/21/08 04:13	DD	E
Chloroethane	ND	ug/L		5.0	1.5	SW846 8260B			11/21/08 04:13	DD	E
Chloroform	ND	ug/L		5.0	1.0	SW846 8260B			11/21/08 04:13	DD	E
Chloromethane	ND	ug/L		5.0	1.0	SW846 8260B			11/21/08 04:13	DD	E
1,2-Dibromo-3-chloropropane	ND	ug/L		35.0	12.0	SW846 8260B			11/21/08 04:13	DD	E
1,2-Dibromoethane	ND	ug/L		5.0	1.5	SW846 8260B			11/21/08 04:13	DD	E
1,1-Dichloroethane	ND	ug/L		5.0	0.50	SW846 8260B			11/21/08 04:13	DD	E
1,2-Dichloroethane	27.1	ug/L		5.0	1.0	SW846 8260B			11/21/08 04:13	DD	E
1,1-Dichloroethene	ND	ug/L		5.0	1.0	SW846 8260B			11/21/08 04:13	DD	E
cis-1,2-Dichloroethene	ND	ug/L		5.0	1.0	SW846 8260B			11/21/08 04:13	DD	E
trans-1,2-Dichloroethene	ND	ug/L		5.0	1.0	SW846 8260B			11/21/08 04:13	DD	E
1,2-Dichloropropane	ND	ug/L		5.0	1.0	SW846 8260B			11/21/08 04:13	DD	E
cis-1,3-Dichloropropene	ND	ug/L		5.0	1.0	SW846 8260B			11/21/08 04:13	DD	E
trans-1,3-Dichloropropene	ND	ug/L		5.0	1.0	SW846 8260B			11/21/08 04:13	DD	E
Diisopropyl ether	26.1	ug/L		5.0	0.50	SW846 8260B			11/21/08 04:13	DD	E
Ethyl tert-butyl ether	ND	ug/L		5.0	0.50	SW846 8260B			11/21/08 04:13	DD	E
Ethylbenzene	1340	ug/L		100	30.0	SW846 8260B			11/22/08 00:29	DD	E
2-Hexanone	4.7J	ug/L		25.0	3.5	SW846 8260B			11/21/08 04:13	DD	E
Methyl t-Butyl Ether	5.4	ug/L		5.0	1.0	SW846 8260B			11/21/08 04:13	DD	E
4-Methyl-2-Pentanone(MIBK)	ND	ug/L		25.0	6.5	SW846 8260B			11/21/08 04:13	DD	E



ANALYTICAL RESULTS

Workorder: 9764091 Groundwater (11/17/08)

Lab ID: **9764091001**

Date Collected: 11/17/2008 13:45

Matrix: Water

Sample ID: **MW-001_20081117_N**

Date Received: 11/18/2008 20:00

Parameters	Results	Units	Footnotes	RDL	MDL	Method	Prepared	By	Analyzed	By	Cntr
Methylene Chloride	1.0J	ug/L		5.0	0.50	SW846 8260B			11/21/08 04:13	DD	E
Styrene	ND	ug/L		5.0	1.0	SW846 8260B			11/21/08 04:13	DD	E
1,1,2,2-Tetrachloroethane	ND	ug/L		5.0	1.0	SW846 8260B			11/21/08 04:13	DD	E
Tetrachloroethene	ND	ug/L		5.0	2.0	SW846 8260B			11/21/08 04:13	DD	E
Toluene	764	ug/L		5.0	1.0	SW846 8260B			11/21/08 04:13	DD	E
Total Xylenes	3210	ug/L		300	40.0	SW846 8260B			11/22/08 00:29	DD	E
1,1,1-Trichloroethane	ND	ug/L		5.0	1.0	SW846 8260B			11/21/08 04:13	DD	E
1,1,2-Trichloroethane	ND	ug/L		5.0	1.0	SW846 8260B			11/21/08 04:13	DD	E
Trichloroethene	ND	ug/L		5.0	1.0	SW846 8260B			11/21/08 04:13	DD	E
Vinyl Chloride	ND	ug/L		5.0	1.0	SW846 8260B			11/21/08 04:13	DD	E
o-Xylene	169	ug/L		100	20.0	SW846 8260B			11/22/08 00:29	DD	E
mp-Xylene	3040	ug/L		200	30.0	SW846 8260B			11/22/08 00:29	DD	E
Surrogate Recoveries	Results	Units	Footnotes	Limits		Method	Prepared	By	Analyzed	By	Cntr
1,2-Dichloroethane-d4 (S)	98	%		62-133		SW846 8260B			11/21/08 04:13	DD	E
Dibromofluoromethane (S)	99.7	%		78-116		SW846 8260B			11/21/08 04:13	DD	E
Toluene-d8 (S)	94.7	%		76-127		SW846 8260B			11/21/08 04:13	DD	E
4-Bromofluorobenzene (S)	91.4	%		79-114		SW846 8260B			11/21/08 04:13	DD	E
1,2-Dichloroethane-d4 (S)	95.6	%		62-133		SW846 8260B			11/22/08 00:29	DD	E
4-Bromofluorobenzene (S)	88.5	%		79-114		SW846 8260B			11/22/08 00:29	DD	E
Toluene-d8 (S)	94.2	%		76-127		SW846 8260B			11/22/08 00:29	DD	E
Dibromofluoromethane (S)	88.8	%		78-116		SW846 8260B			11/22/08 00:29	DD	E

Sample Comments:

The gasoline range organics analysis for this sample was diluted due to the amount of analyte present. The detection limit was raised accordingly.

This sample was analyzed at a dilution in the 8015 diesel range organics analysis due to the level of analyte detected. Reporting limits were adjusted accordingly.

The GCMS volatiles analysis was performed at a dilution due to the level of target compounds.

Anna G Milliken
Laboratory Manager



ANALYTICAL RESULTS

Workorder: 9764091 Groundwater (11/17/08)

Lab ID: **9764091002** Date Collected: 11/17/2008 14:30 Matrix: Water
Sample ID: **MW-002_20081117_N** Date Received: 11/18/2008 20:00

Parameters	Results	Units	Footnotes	RDL	MDL	Method	Prepared	By	Analyzed	By	Cntr
PETROLEUM HC's											
Diesel Range Organics C10-C28	2.9	mg/L		1.6	0.20	SW846 8015D	11/20/08	CMG	11/22/08 06:10	JJH	A1
Gasoline Range Organics	96.1J	ug/L		100	29.1	SW846 8015D			11/19/08 12:23	TEH	C
<i>Surrogate Recoveries</i>	<i>Results</i>	<i>Units</i>	<i>Footnotes</i>	<i>Limits</i>		<i>Method</i>	<i>Prepared</i>	<i>By</i>	<i>Analyzed</i>	<i>By</i>	<i>Cntr</i>
o-Terphenyl (S)	101	%		40-117		SW846 8015D	11/20/08	CMG	11/22/08 06:10	JJH	A1
<i>Surrogate Recoveries</i>	<i>Results</i>	<i>Units</i>	<i>Footnotes</i>	<i>Limits</i>		<i>Method</i>	<i>Prepared</i>	<i>By</i>	<i>Analyzed</i>	<i>By</i>	<i>Cntr</i>
a,a,a-Trifluorotoluene (S)	111	%		68-117		SW846 8015D			11/19/08 12:23	TEH	C
VOLATILE ORGANICS											
Acetone	ND	ug/L		10.0	4.0	SW846 8260B			11/21/08 00:19	DD	E
tert-Amyl methyl ether	ND	ug/L		2.0	0.80	SW846 8260B			11/21/08 00:19	DD	E
tert-Amyl Alcohol	ND	ug/L	1	5.0	0.50	SW846 8260B			11/21/08 00:19	DD	E
tert-Amyl Ethylether	ND	ug/L		1.0	0.20	SW846 8260B			11/21/08 00:19	DD	E
Benzene	68.1	ug/L	2	1.0	0.40	SW846 8260B			11/21/08 00:19	DD	E
Bromochloromethane	ND	ug/L		1.0	0.20	SW846 8260B			11/21/08 00:19	DD	E
Bromodichloromethane	ND	ug/L		1.0	0.20	SW846 8260B			11/21/08 00:19	DD	E
Bromoform	ND	ug/L		1.0	0.20	SW846 8260B			11/21/08 00:19	DD	E
Bromomethane	ND	ug/L		1.0	0.20	SW846 8260B			11/21/08 00:19	DD	E
2-Butanone	ND	ug/L		10.0	3.0	SW846 8260B			11/21/08 00:19	DD	E
tert.- Butyl Alcohol	52.1	ug/L		10.0	3.0	SW846 8260B			11/21/08 00:19	DD	E
Carbon Disulfide	ND	ug/L		1.0	0.10	SW846 8260B			11/21/08 00:19	DD	E
Carbon Tetrachloride	ND	ug/L		1.0	0.20	SW846 8260B			11/21/08 00:19	DD	E
Chlorobenzene	ND	ug/L		1.0	0.20	SW846 8260B			11/21/08 00:19	DD	E
Chlorodibromomethane	ND	ug/L		1.0	0.20	SW846 8260B			11/21/08 00:19	DD	E
Chloroethane	ND	ug/L		1.0	0.30	SW846 8260B			11/21/08 00:19	DD	E
Chloroform	ND	ug/L		1.0	0.20	SW846 8260B			11/21/08 00:19	DD	E
Chloromethane	ND	ug/L		1.0	0.20	SW846 8260B			11/21/08 00:19	DD	E
1,2-Dibromo-3-chloropropane	ND	ug/L		7.0	2.4	SW846 8260B			11/21/08 00:19	DD	E
1,2-Dibromoethane	ND	ug/L		1.0	0.30	SW846 8260B			11/21/08 00:19	DD	E
1,1-Dichloroethane	ND	ug/L		1.0	0.10	SW846 8260B			11/21/08 00:19	DD	E
1,2-Dichloroethane	ND	ug/L		1.0	0.20	SW846 8260B			11/21/08 00:19	DD	E
1,1-Dichloroethene	ND	ug/L	1	1.0	0.20	SW846 8260B			11/21/08 00:19	DD	E
cis-1,2-Dichloroethene	ND	ug/L		1.0	0.20	SW846 8260B			11/21/08 00:19	DD	E
trans-1,2-Dichloroethene	ND	ug/L	2	1.0	0.20	SW846 8260B			11/21/08 00:19	DD	E
1,2-Dichloropropane	ND	ug/L		1.0	0.20	SW846 8260B			11/21/08 00:19	DD	E
cis-1,3-Dichloropropene	ND	ug/L		1.0	0.20	SW846 8260B			11/21/08 00:19	DD	E
trans-1,3-Dichloropropene	ND	ug/L		1.0	0.20	SW846 8260B			11/21/08 00:19	DD	E
Diisopropyl ether	ND	ug/L		1.0	0.10	SW846 8260B			11/21/08 00:19	DD	E
Ethyl tert-butyl ether	ND	ug/L		1.0	0.10	SW846 8260B			11/21/08 00:19	DD	E
Ethylbenzene	1.9	ug/L	1	1.0	0.30	SW846 8260B			11/21/08 00:19	DD	E
2-Hexanone	ND	ug/L		5.0	0.70	SW846 8260B			11/21/08 00:19	DD	E
Methyl t-Butyl Ether	14.7	ug/L		1.0	0.20	SW846 8260B			11/21/08 00:19	DD	E
4-Methyl-2-Pentanone(MIBK)	ND	ug/L		5.0	1.3	SW846 8260B			11/21/08 00:19	DD	E



ANALYTICAL RESULTS

Workorder: 9764091 Groundwater (11/17/08)

Lab ID: 9764091002

Date Collected: 11/17/2008 14:30

Matrix: Water

Sample ID: MW-002_20081117_N

Date Received: 11/18/2008 20:00

Parameters	Results	Units	Footnotes	RDL	MDL	Method	Prepared	By	Analyzed	By	Cntr
Methylene Chloride	ND	ug/L		1.0	0.10	SW846 8260B			11/21/08 00:19	DD	E
Styrene	ND	ug/L		1.0	0.20	SW846 8260B			11/21/08 00:19	DD	E
1,1,2,2-Tetrachloroethane	ND	ug/L		1.0	0.20	SW846 8260B			11/21/08 00:19	DD	E
Tetrachloroethene	ND	ug/L		1.0	0.40	SW846 8260B			11/21/08 00:19	DD	E
Toluene	5.8	ug/L	2	1.0	0.20	SW846 8260B			11/21/08 00:19	DD	E
Total Xylenes	7.9	ug/L	1	3.0	0.40	SW846 8260B			11/21/08 00:19	DD	E
1,1,1-Trichloroethane	ND	ug/L		1.0	0.20	SW846 8260B			11/21/08 00:19	DD	E
1,1,2-Trichloroethane	ND	ug/L		1.0	0.20	SW846 8260B			11/21/08 00:19	DD	E
Trichloroethene	2.8	ug/L		1.0	0.20	SW846 8260B			11/21/08 00:19	DD	E
Vinyl Chloride	ND	ug/L		1.0	0.20	SW846 8260B			11/21/08 00:19	DD	E
o-Xylene	2.4	ug/L		1.0	0.20	SW846 8260B			11/21/08 00:19	DD	E
mp-Xylene	5.5	ug/L	1	2.0	0.30	SW846 8260B			11/21/08 00:19	DD	E
<i>Surrogate Recoveries</i>	<i>Results</i>	<i>Units</i>	<i>Footnotes</i>	<i>Limits</i>		<i>Method</i>	<i>Prepared</i>	<i>By</i>	<i>Analyzed</i>	<i>By</i>	<i>Cntr</i>
1,2-Dichloroethane-d4 (S)	117	%		62-133		SW846 8260B			11/21/08 00:19	DD	E
4-Bromofluorobenzene (S)	95.9	%		79-114		SW846 8260B			11/21/08 00:19	DD	E
Dibromofluoromethane (S)	102	%		78-116		SW846 8260B			11/21/08 00:19	DD	E
Toluene-d8 (S)	110	%		76-127		SW846 8260B			11/21/08 00:19	DD	E

Sample Comments:

This sample was analyzed at a dilution in the 8015 diesel range organics analysis due to the level of analyte detected. Reporting limits were adjusted accordingly.

Anna G Milliken
Laboratory Manager



ANALYTICAL RESULTS

Workorder: 9764091 Groundwater (11/17/08)

Lab ID: **9764091003** Date Collected: 11/17/2008 10:00 Matrix: Water
Sample ID: **MW-003_20081117_N** Date Received: 11/18/2008 20:00

Parameters	Results	Units	Footnotes	RDL	MDL	Method	Prepared	By	Analyzed	By	Cntr
PETROLEUM HC's											
Diesel Range Organics C10-C28	5.3	mg/L		1.6	0.20	SW846 8015D	11/20/08	CMG	11/22/08 08:15	JJH	A1
Gasoline Range Organics	31200	ug/L		2000	581	SW846 8015D			11/19/08 15:51	TEH	C
<i>Surrogate Recoveries</i>	<i>Results</i>	<i>Units</i>	<i>Footnotes</i>	<i>Limits</i>		<i>Method</i>	<i>Prepared</i>	<i>By</i>	<i>Analyzed</i>	<i>By</i>	<i>Cntr</i>
o-Terphenyl (S)	91.1	%		40-117		SW846 8015D	11/20/08	CMG	11/22/08 08:15	JJH	A1
<i>Surrogate Recoveries</i>	<i>Results</i>	<i>Units</i>	<i>Footnotes</i>	<i>Limits</i>		<i>Method</i>	<i>Prepared</i>	<i>By</i>	<i>Analyzed</i>	<i>By</i>	<i>Cntr</i>
a,a,a-Trifluorotoluene (S)	111	%		68-117		SW846 8015D			11/19/08 15:51	TEH	C
VOLATILE ORGANICS											
Acetone	86.3	ug/L		50.0	20.0	SW846 8260B			11/21/08 04:46	DD	E
tert-Amyl methyl ether	ND	ug/L		10.0	4.0	SW846 8260B			11/21/08 04:46	DD	E
tert-Amyl Alcohol	452	ug/L		25.0	2.5	SW846 8260B			11/21/08 04:46	DD	E
tert-Amyl Ethylether	ND	ug/L		5.0	1.0	SW846 8260B			11/21/08 04:46	DD	E
Benzene	24.5	ug/L		5.0	2.0	SW846 8260B			11/21/08 04:46	DD	E
Bromochloromethane	ND	ug/L		5.0	1.0	SW846 8260B			11/21/08 04:46	DD	E
Bromodichloromethane	ND	ug/L		5.0	1.0	SW846 8260B			11/21/08 04:46	DD	E
Bromoform	ND	ug/L		5.0	1.0	SW846 8260B			11/21/08 04:46	DD	E
Bromomethane	ND	ug/L		5.0	1.0	SW846 8260B			11/21/08 04:46	DD	E
2-Butanone	ND	ug/L		50.0	15.0	SW846 8260B			11/21/08 04:46	DD	E
tert.- Butyl Alcohol	ND	ug/L		50.0	15.0	SW846 8260B			11/21/08 04:46	DD	E
Carbon Disulfide	ND	ug/L		5.0	0.50	SW846 8260B			11/21/08 04:46	DD	E
Carbon Tetrachloride	ND	ug/L		5.0	1.0	SW846 8260B			11/21/08 04:46	DD	E
Chlorobenzene	ND	ug/L		5.0	1.0	SW846 8260B			11/21/08 04:46	DD	E
Chlorodibromomethane	ND	ug/L		5.0	1.0	SW846 8260B			11/21/08 04:46	DD	E
Chloroethane	ND	ug/L		5.0	1.5	SW846 8260B			11/21/08 04:46	DD	E
Chloroform	ND	ug/L		5.0	1.0	SW846 8260B			11/21/08 04:46	DD	E
Chloromethane	ND	ug/L		5.0	1.0	SW846 8260B			11/21/08 04:46	DD	E
1,2-Dibromo-3-chloropropane	ND	ug/L		35.0	12.0	SW846 8260B			11/21/08 04:46	DD	E
1,2-Dibromoethane	ND	ug/L		5.0	1.5	SW846 8260B			11/21/08 04:46	DD	E
1,1-Dichloroethane	ND	ug/L		5.0	0.50	SW846 8260B			11/21/08 04:46	DD	E
1,2-Dichloroethane	ND	ug/L		5.0	1.0	SW846 8260B			11/21/08 04:46	DD	E
1,1-Dichloroethene	ND	ug/L		5.0	1.0	SW846 8260B			11/21/08 04:46	DD	E
cis-1,2-Dichloroethene	ND	ug/L		5.0	1.0	SW846 8260B			11/21/08 04:46	DD	E
trans-1,2-Dichloroethene	ND	ug/L		5.0	1.0	SW846 8260B			11/21/08 04:46	DD	E
1,2-Dichloropropane	ND	ug/L		5.0	1.0	SW846 8260B			11/21/08 04:46	DD	E
cis-1,3-Dichloropropene	ND	ug/L		5.0	1.0	SW846 8260B			11/21/08 04:46	DD	E
trans-1,3-Dichloropropene	ND	ug/L		5.0	1.0	SW846 8260B			11/21/08 04:46	DD	E
Diisopropyl ether	ND	ug/L		5.0	0.50	SW846 8260B			11/21/08 04:46	DD	E
Ethyl tert-butyl ether	ND	ug/L		5.0	0.50	SW846 8260B			11/21/08 04:46	DD	E
Ethylbenzene	1440	ug/L		50.0	15.0	SW846 8260B			11/21/08 23:34	DD	E
2-Hexanone	22.2J	ug/L		25.0	3.5	SW846 8260B			11/21/08 04:46	DD	E
Methyl t-Butyl Ether	ND	ug/L		5.0	1.0	SW846 8260B			11/21/08 04:46	DD	E
4-Methyl-2-Pentanone(MIBK)	ND	ug/L		25.0	6.5	SW846 8260B			11/21/08 04:46	DD	E



ANALYTICAL RESULTS

Workorder: 9764091 Groundwater (11/17/08)

Lab ID: **9764091003**
Sample ID: **MW-003_20081117_N**

Date Collected: 11/17/2008 10:00
Date Received: 11/18/2008 20:00

Matrix: Water

Parameters	Results	Units	Footnotes	RDL	MDL	Method	Prepared	By	Analyzed	By	Cntr
Methylene Chloride	ND	ug/L		5.0	0.50	SW846 8260B			11/21/08 04:46	DD	E
Styrene	ND	ug/L		5.0	1.0	SW846 8260B			11/21/08 04:46	DD	E
1,1,2,2-Tetrachloroethane	ND	ug/L		5.0	1.0	SW846 8260B			11/21/08 04:46	DD	E
Tetrachloroethene	ND	ug/L		5.0	2.0	SW846 8260B			11/21/08 04:46	DD	E
Toluene	3170	ug/L		50.0	10.0	SW846 8260B			11/21/08 23:34	DD	E
Total Xylenes	5740	ug/L		150	20.0	SW846 8260B			11/21/08 23:34	DD	E
1,1,1-Trichloroethane	ND	ug/L		5.0	1.0	SW846 8260B			11/21/08 04:46	DD	E
1,1,2-Trichloroethane	ND	ug/L		5.0	1.0	SW846 8260B			11/21/08 04:46	DD	E
Trichloroethene	ND	ug/L		5.0	1.0	SW846 8260B			11/21/08 04:46	DD	E
Vinyl Chloride	ND	ug/L		5.0	1.0	SW846 8260B			11/21/08 04:46	DD	E
o-Xylene	1780	ug/L		50.0	10.0	SW846 8260B			11/21/08 23:34	DD	E
mp-Xylene	3960	ug/L		100	15.0	SW846 8260B			11/21/08 23:34	DD	E
Surrogate Recoveries	Results	Units	Footnotes	Limits		Method	Prepared	By	Analyzed	By	Cntr
1,2-Dichloroethane-d4 (S)	105	%		62-133		SW846 8260B			11/21/08 04:46	DD	E
4-Bromofluorobenzene (S)	99.8	%		79-114		SW846 8260B			11/21/08 04:46	DD	E
Dibromofluoromethane (S)	102	%		78-116		SW846 8260B			11/21/08 04:46	DD	E
Toluene-d8 (S)	98.1	%		76-127		SW846 8260B			11/21/08 04:46	DD	E
1,2-Dichloroethane-d4 (S)	93.1	%		62-133		SW846 8260B			11/21/08 23:34	DD	E
4-Bromofluorobenzene (S)	88	%		79-114		SW846 8260B			11/21/08 23:34	DD	E
Toluene-d8 (S)	94.8	%		76-127		SW846 8260B			11/21/08 23:34	DD	E
Dibromofluoromethane (S)	90.2	%		78-116		SW846 8260B			11/21/08 23:34	DD	E

Sample Comments:

The gasoline range organics analysis for this sample was diluted due to the amount of analyte present. The detection limit was raised accordingly.

This sample was analyzed at a dilution in the 8015 diesel range organics analysis due to the level of analyte detected. Reporting limits were adjusted accordingly.

The GCMS volatiles analysis was performed at a dilution due to the level of target compounds.

Anna G Milliken
Laboratory Manager



ANALYTICAL RESULTS

Workorder: 9764091 Groundwater (11/17/08)

Lab ID: **9764091004** Date Collected: 11/17/2008 13:00 Matrix: Water
Sample ID: **MW-005_20081117_N** Date Received: 11/18/2008 20:00

Parameters	Results	Units	Footnotes	RDL	MDL	Method	Prepared	By	Analyzed	By	Cntr
PETROLEUM HC's											
Diesel Range Organics C10-C28	7.5	mg/L		0.82	0.10	SW846 8015D	11/20/08	CMG	11/24/08 11:29	KJH	A1
Gasoline Range Organics	148000	ug/L		10000	2910	SW846 8015D			11/24/08 12:34	TEH	D
<i>Surrogate Recoveries</i>	<i>Results</i>	<i>Units</i>	<i>Footnotes</i>	<i>Limits</i>		<i>Method</i>	<i>Prepared</i>	<i>By</i>	<i>Analyzed</i>	<i>By</i>	<i>Cntr</i>
o-Terphenyl (S)	84.9	%		40-117		SW846 8015D	11/20/08	CMG	11/24/08 11:29	KJH	A1
<i>Surrogate Recoveries</i>	<i>Results</i>	<i>Units</i>	<i>Footnotes</i>	<i>Limits</i>		<i>Method</i>	<i>Prepared</i>	<i>By</i>	<i>Analyzed</i>	<i>By</i>	<i>Cntr</i>
a,a,a-Trifluorotoluene (S)	114	%		68-117		SW846 8015D			11/24/08 12:34	TEH	D
VOLATILE ORGANICS											
Acetone	97.2	ug/L		50.0	20.0	SW846 8260B			11/21/08 05:52	DD	E
tert-Amyl methyl ether	ND	ug/L		10.0	4.0	SW846 8260B			11/21/08 05:52	DD	E
tert-Amyl Alcohol	1050	ug/L		25.0	2.5	SW846 8260B			11/21/08 05:52	DD	E
tert-Amyl Ethylether	ND	ug/L		5.0	1.0	SW846 8260B			11/21/08 05:52	DD	E
Benzene	410	ug/L		5.0	2.0	SW846 8260B			11/21/08 05:52	DD	E
Bromochloromethane	ND	ug/L		5.0	1.0	SW846 8260B			11/21/08 05:52	DD	E
Bromodichloromethane	ND	ug/L		5.0	1.0	SW846 8260B			11/21/08 05:52	DD	E
Bromoform	ND	ug/L		5.0	1.0	SW846 8260B			11/21/08 05:52	DD	E
Bromomethane	ND	ug/L		5.0	1.0	SW846 8260B			11/21/08 05:52	DD	E
2-Butanone	76.8	ug/L		50.0	15.0	SW846 8260B			11/21/08 05:52	DD	E
tert.- Butyl Alcohol	ND	ug/L		50.0	15.0	SW846 8260B			11/21/08 05:52	DD	E
Carbon Disulfide	ND	ug/L		5.0	0.50	SW846 8260B			11/21/08 05:52	DD	E
Carbon Tetrachloride	ND	ug/L		5.0	1.0	SW846 8260B			11/21/08 05:52	DD	E
Chlorobenzene	ND	ug/L		5.0	1.0	SW846 8260B			11/21/08 05:52	DD	E
Chlorodibromomethane	ND	ug/L		5.0	1.0	SW846 8260B			11/21/08 05:52	DD	E
Chloroethane	ND	ug/L		5.0	1.5	SW846 8260B			11/21/08 05:52	DD	E
Chloroform	ND	ug/L		5.0	1.0	SW846 8260B			11/21/08 05:52	DD	E
Chloromethane	ND	ug/L		5.0	1.0	SW846 8260B			11/21/08 05:52	DD	E
1,2-Dibromo-3-chloropropane	ND	ug/L		35.0	12.0	SW846 8260B			11/21/08 05:52	DD	E
1,2-Dibromoethane	ND	ug/L		5.0	1.5	SW846 8260B			11/21/08 05:52	DD	E
1,1-Dichloroethane	ND	ug/L		5.0	0.50	SW846 8260B			11/21/08 05:52	DD	E
1,2-Dichloroethane	ND	ug/L		5.0	1.0	SW846 8260B			11/21/08 05:52	DD	E
1,1-Dichloroethene	ND	ug/L		5.0	1.0	SW846 8260B			11/21/08 05:52	DD	E
cis-1,2-Dichloroethene	ND	ug/L		5.0	1.0	SW846 8260B			11/21/08 05:52	DD	E
trans-1,2-Dichloroethene	ND	ug/L		5.0	1.0	SW846 8260B			11/21/08 05:52	DD	E
1,2-Dichloropropane	ND	ug/L		5.0	1.0	SW846 8260B			11/21/08 05:52	DD	E
cis-1,3-Dichloropropene	ND	ug/L		5.0	1.0	SW846 8260B			11/21/08 05:52	DD	E
trans-1,3-Dichloropropene	ND	ug/L		5.0	1.0	SW846 8260B			11/21/08 05:52	DD	E
Diisopropyl ether	ND	ug/L		5.0	0.50	SW846 8260B			11/21/08 05:52	DD	E
Ethyl tert-butyl ether	ND	ug/L		5.0	0.50	SW846 8260B			11/21/08 05:52	DD	E
Ethylbenzene	2610	ug/L		250	75.0	SW846 8260B			11/22/08 01:23	DD	E
2-Hexanone	19.8J	ug/L		25.0	3.5	SW846 8260B			11/21/08 05:52	DD	E
Methyl t-Butyl Ether	ND	ug/L		5.0	1.0	SW846 8260B			11/21/08 05:52	DD	E
4-Methyl-2-Pentanone(MIBK)	ND	ug/L		25.0	6.5	SW846 8260B			11/21/08 05:52	DD	E



ANALYTICAL RESULTS

Workorder: 9764091 Groundwater (11/17/08)

Lab ID: **9764091004**

Date Collected: 11/17/2008 13:00

Matrix: Water

Sample ID: **MW-005_20081117_N**

Date Received: 11/18/2008 20:00

Parameters	Results	Units	Footnotes	RDL	MDL	Method	Prepared	By	Analyzed	By	Cntr
Methylene Chloride	ND	ug/L		5.0	0.50	SW846 8260B			11/21/08 05:52	DD	E
Styrene	ND	ug/L		5.0	1.0	SW846 8260B			11/21/08 05:52	DD	E
1,1,2,2-Tetrachloroethane	ND	ug/L		5.0	1.0	SW846 8260B			11/21/08 05:52	DD	E
Tetrachloroethene	ND	ug/L		5.0	2.0	SW846 8260B			11/21/08 05:52	DD	E
Toluene	34500	ug/L		250	50.0	SW846 8260B			11/22/08 01:23	DD	E
Total Xylenes	13600	ug/L		750	100	SW846 8260B			11/22/08 01:23	DD	E
1,1,1-Trichloroethane	ND	ug/L		5.0	1.0	SW846 8260B			11/21/08 05:52	DD	E
1,1,2-Trichloroethane	ND	ug/L		5.0	1.0	SW846 8260B			11/21/08 05:52	DD	E
Trichloroethene	ND	ug/L		5.0	1.0	SW846 8260B			11/21/08 05:52	DD	E
Vinyl Chloride	ND	ug/L		5.0	1.0	SW846 8260B			11/21/08 05:52	DD	E
o-Xylene	4240	ug/L		250	50.0	SW846 8260B			11/22/08 01:23	DD	E
mp-Xylene	9370	ug/L		500	75.0	SW846 8260B			11/22/08 01:23	DD	E
Surrogate Recoveries	Results	Units	Footnotes	Limits		Method	Prepared	By	Analyzed	By	Cntr
1,2-Dichloroethane-d4 (S)	108	%		62-133		SW846 8260B			11/21/08 05:52	DD	E
Dibromofluoromethane (S)	98.7	%		78-116		SW846 8260B			11/21/08 05:52	DD	E
4-Bromofluorobenzene (S)	92.1	%		79-114		SW846 8260B			11/21/08 05:52	DD	E
Toluene-d8 (S)	87.9	%		76-127		SW846 8260B			11/21/08 05:52	DD	E
1,2-Dichloroethane-d4 (S)	95.2	%		62-133		SW846 8260B			11/22/08 01:23	DD	E
4-Bromofluorobenzene (S)	88.9	%		79-114		SW846 8260B			11/22/08 01:23	DD	E
Toluene-d8 (S)	93.5	%		76-127		SW846 8260B			11/22/08 01:23	DD	E
Dibromofluoromethane (S)	91.7	%		78-116		SW846 8260B			11/22/08 01:23	DD	E

Sample Comments:

This sample was analyzed at a dilution in the 8015 diesel range organics analysis due to the level of analyte detected. Reporting limits were adjusted accordingly.

The gasoline range organics analysis for this sample was diluted due to the amount of analyte present. The detection limit was raised accordingly.

The GCMS volatiles analysis was performed at a dilution due to the level of target compounds.

Anna G Milliken
Laboratory Manager



ANALYTICAL RESULTS

Workorder: 9764091 Groundwater (11/17/08)

Lab ID: **9764091005** Date Collected: 11/17/2008 15:30 Matrix: Water
Sample ID: **MW-006_20081117_N** Date Received: 11/18/2008 20:00

Parameters	Results	Units	Footnotes	RDL	MDL	Method	Prepared	By	Analyzed	By	Cntr
PETROLEUM HC's											
Diesel Range Organics C10-C28	2.9	mg/L		1.7	0.21	SW846 8015D	11/20/08	CMG	11/22/08 11:22	JJH	A1
Gasoline Range Organics	341	ug/L		100	29.1	SW846 8015D			11/19/08 13:23	TEH	C
<i>Surrogate Recoveries</i>	<i>Results</i>	<i>Units</i>	<i>Footnotes</i>	<i>Limits</i>		<i>Method</i>	<i>Prepared</i>	<i>By</i>	<i>Analyzed</i>	<i>By</i>	<i>Cntr</i>
o-Terphenyl (S)	80.9	%		40-117		SW846 8015D	11/20/08	CMG	11/22/08 11:22	JJH	A1
<i>Surrogate Recoveries</i>	<i>Results</i>	<i>Units</i>	<i>Footnotes</i>	<i>Limits</i>		<i>Method</i>	<i>Prepared</i>	<i>By</i>	<i>Analyzed</i>	<i>By</i>	<i>Cntr</i>
a,a,a-Trifluorotoluene (S)	136	%	3	68-117		SW846 8015D			11/19/08 13:23	TEH	C
VOLATILE ORGANICS											
Acetone	ND	ug/L		10.0	4.0	SW846 8260B			11/21/08 00:53	DD	E
tert-Amyl methyl ether	ND	ug/L		2.0	0.80	SW846 8260B			11/21/08 00:53	DD	E
tert-Amyl Alcohol	ND	ug/L		5.0	0.50	SW846 8260B			11/21/08 00:53	DD	E
tert-Amyl Ethylether	ND	ug/L		1.0	0.20	SW846 8260B			11/21/08 00:53	DD	E
Benzene	17.1	ug/L		1.0	0.40	SW846 8260B			11/21/08 00:53	DD	E
Bromochloromethane	ND	ug/L		1.0	0.20	SW846 8260B			11/21/08 00:53	DD	E
Bromodichloromethane	ND	ug/L		1.0	0.20	SW846 8260B			11/21/08 00:53	DD	E
Bromoform	ND	ug/L		1.0	0.20	SW846 8260B			11/21/08 00:53	DD	E
Bromomethane	ND	ug/L		1.0	0.20	SW846 8260B			11/21/08 00:53	DD	E
2-Butanone	ND	ug/L		10.0	3.0	SW846 8260B			11/21/08 00:53	DD	E
tert.- Butyl Alcohol	ND	ug/L		10.0	3.0	SW846 8260B			11/21/08 00:53	DD	E
Carbon Disulfide	ND	ug/L		1.0	0.10	SW846 8260B			11/21/08 00:53	DD	E
Carbon Tetrachloride	ND	ug/L		1.0	0.20	SW846 8260B			11/21/08 00:53	DD	E
Chlorobenzene	6.3	ug/L		1.0	0.20	SW846 8260B			11/21/08 00:53	DD	E
Chlorodibromomethane	ND	ug/L		1.0	0.20	SW846 8260B			11/21/08 00:53	DD	E
Chloroethane	ND	ug/L		1.0	0.30	SW846 8260B			11/21/08 00:53	DD	E
Chloroform	ND	ug/L		1.0	0.20	SW846 8260B			11/21/08 00:53	DD	E
Chloromethane	ND	ug/L		1.0	0.20	SW846 8260B			11/21/08 00:53	DD	E
1,2-Dibromo-3-chloropropane	ND	ug/L		7.0	2.4	SW846 8260B			11/21/08 00:53	DD	E
1,2-Dibromoethane	ND	ug/L		1.0	0.30	SW846 8260B			11/21/08 00:53	DD	E
1,1-Dichloroethane	ND	ug/L		1.0	0.10	SW846 8260B			11/21/08 00:53	DD	E
1,2-Dichloroethane	ND	ug/L		1.0	0.20	SW846 8260B			11/21/08 00:53	DD	E
1,1-Dichloroethene	ND	ug/L		1.0	0.20	SW846 8260B			11/21/08 00:53	DD	E
cis-1,2-Dichloroethene	ND	ug/L		1.0	0.20	SW846 8260B			11/21/08 00:53	DD	E
trans-1,2-Dichloroethene	ND	ug/L		1.0	0.20	SW846 8260B			11/21/08 00:53	DD	E
1,2-Dichloropropane	ND	ug/L		1.0	0.20	SW846 8260B			11/21/08 00:53	DD	E
cis-1,3-Dichloropropene	ND	ug/L		1.0	0.20	SW846 8260B			11/21/08 00:53	DD	E
trans-1,3-Dichloropropene	ND	ug/L		1.0	0.20	SW846 8260B			11/21/08 00:53	DD	E
Diisopropyl ether	ND	ug/L		1.0	0.10	SW846 8260B			11/21/08 00:53	DD	E
Ethyl tert-butyl ether	ND	ug/L		1.0	0.10	SW846 8260B			11/21/08 00:53	DD	E
Ethylbenzene	8.2	ug/L		1.0	0.30	SW846 8260B			11/21/08 00:53	DD	E
2-Hexanone	ND	ug/L		5.0	0.70	SW846 8260B			11/21/08 00:53	DD	E
Methyl t-Butyl Ether	6.7	ug/L		1.0	0.20	SW846 8260B			11/21/08 00:53	DD	E
4-Methyl-2-Pentanone(MIBK)	ND	ug/L		5.0	1.3	SW846 8260B			11/21/08 00:53	DD	E



ANALYTICAL RESULTS

Workorder: 9764091 Groundwater (11/17/08)

Lab ID: **9764091005**
Sample ID: **MW-006_20081117_N**

Date Collected: 11/17/2008 15:30
Date Received: 11/18/2008 20:00

Matrix: Water

Parameters	Results	Units	Footnotes	RDL	MDL	Method	Prepared	By	Analyzed	By	Cntr
Methylene Chloride	ND	ug/L		1.0	0.10	SW846 8260B			11/21/08 00:53	DD	E
Styrene	ND	ug/L		1.0	0.20	SW846 8260B			11/21/08 00:53	DD	E
1,1,2,2-Tetrachloroethane	ND	ug/L		1.0	0.20	SW846 8260B			11/21/08 00:53	DD	E
Tetrachloroethene	15.1	ug/L		1.0	0.40	SW846 8260B			11/21/08 00:53	DD	E
Toluene	42.3	ug/L		1.0	0.20	SW846 8260B			11/21/08 00:53	DD	E
Total Xylenes	33.4	ug/L		3.0	0.40	SW846 8260B			11/21/08 00:53	DD	E
1,1,1-Trichloroethane	ND	ug/L		1.0	0.20	SW846 8260B			11/21/08 00:53	DD	E
1,1,2-Trichloroethane	ND	ug/L		1.0	0.20	SW846 8260B			11/21/08 00:53	DD	E
Trichloroethene	ND	ug/L		1.0	0.20	SW846 8260B			11/21/08 00:53	DD	E
Vinyl Chloride	ND	ug/L		1.0	0.20	SW846 8260B			11/21/08 00:53	DD	E
o-Xylene	6.1	ug/L		1.0	0.20	SW846 8260B			11/21/08 00:53	DD	E
mp-Xylene	27.3	ug/L		2.0	0.30	SW846 8260B			11/21/08 00:53	DD	E
<i>Surrogate Recoveries</i>	<i>Results</i>	<i>Units</i>	<i>Footnotes</i>	<i>Limits</i>		<i>Method</i>	<i>Prepared</i>	<i>By</i>	<i>Analyzed</i>	<i>By</i>	<i>Cntr</i>
1,2-Dichloroethane-d4 (S)	115	%		62-133		SW846 8260B			11/21/08 00:53	DD	E
4-Bromofluorobenzene (S)	98.7	%		79-114		SW846 8260B			11/21/08 00:53	DD	E
Dibromofluoromethane (S)	108	%		78-116		SW846 8260B			11/21/08 00:53	DD	E
Toluene-d8 (S)	110	%		76-127		SW846 8260B			11/21/08 00:53	DD	E

Sample Comments:

This sample was analyzed at a dilution in the 8015 diesel range organics analysis due to the level of analyte detected. Reporting limits were adjusted accordingly.

Anna G Milliken
Laboratory Manager



ANALYTICAL RESULTS

Workorder: 9764091 Groundwater (11/17/08)

Lab ID: **9764091006** Date Collected: 11/17/2008 11:25 Matrix: Water
Sample ID: **MW-007_20081117_N** Date Received: 11/18/2008 20:00

Parameters	Results	Units	Footnotes	RDL	MDL	Method	Prepared	By	Analyzed	By	Cntr
PETROLEUM HC's											
Diesel Range Organics C10-C28	2.0	mg/L		0.33	0.042	SW846 8015D	11/20/08	CMG	11/24/08 12:40	KJH	A1
Gasoline Range Organics	59300	ug/L		2000	581	SW846 8015D			11/19/08 15:16	TEH	C
<i>Surrogate Recoveries</i>	<i>Results</i>	<i>Units</i>	<i>Footnotes</i>	<i>Limits</i>		<i>Method</i>	<i>Prepared</i>	<i>By</i>	<i>Analyzed</i>	<i>By</i>	<i>Cntr</i>
o-Terphenyl (S)	56.5	%		40-117		SW846 8015D	11/20/08	CMG	11/24/08 12:40	KJH	A1
<i>Surrogate Recoveries</i>	<i>Results</i>	<i>Units</i>	<i>Footnotes</i>	<i>Limits</i>		<i>Method</i>	<i>Prepared</i>	<i>By</i>	<i>Analyzed</i>	<i>By</i>	<i>Cntr</i>
a,a,a-Trifluorotoluene (S)	115	%		68-117		SW846 8015D			11/19/08 15:16	TEH	C
VOLATILE ORGANICS											
Acetone	ND	ug/L		50.0	20.0	SW846 8260B			11/21/08 05:19	DD	E
tert-Amyl methyl ether	ND	ug/L		10.0	4.0	SW846 8260B			11/21/08 05:19	DD	E
tert-Amyl Alcohol	284	ug/L		25.0	2.5	SW846 8260B			11/21/08 05:19	DD	E
tert-Amyl Ethylether	ND	ug/L		5.0	1.0	SW846 8260B			11/21/08 05:19	DD	E
Benzene	961	ug/L		5.0	2.0	SW846 8260B			11/21/08 05:19	DD	E
Bromochloromethane	ND	ug/L		5.0	1.0	SW846 8260B			11/21/08 05:19	DD	E
Bromodichloromethane	ND	ug/L		5.0	1.0	SW846 8260B			11/21/08 05:19	DD	E
Bromoform	ND	ug/L		5.0	1.0	SW846 8260B			11/21/08 05:19	DD	E
Bromomethane	ND	ug/L		5.0	1.0	SW846 8260B			11/21/08 05:19	DD	E
2-Butanone	ND	ug/L		50.0	15.0	SW846 8260B			11/21/08 05:19	DD	E
tert.- Butyl Alcohol	ND	ug/L		50.0	15.0	SW846 8260B			11/21/08 05:19	DD	E
Carbon Disulfide	ND	ug/L		5.0	0.50	SW846 8260B			11/21/08 05:19	DD	E
Carbon Tetrachloride	ND	ug/L		5.0	1.0	SW846 8260B			11/21/08 05:19	DD	E
Chlorobenzene	ND	ug/L		5.0	1.0	SW846 8260B			11/21/08 05:19	DD	E
Chlorodibromomethane	ND	ug/L		5.0	1.0	SW846 8260B			11/21/08 05:19	DD	E
Chloroethane	ND	ug/L		5.0	1.5	SW846 8260B			11/21/08 05:19	DD	E
Chloroform	ND	ug/L		5.0	1.0	SW846 8260B			11/21/08 05:19	DD	E
Chloromethane	ND	ug/L		5.0	1.0	SW846 8260B			11/21/08 05:19	DD	E
1,2-Dibromo-3-chloropropane	ND	ug/L		35.0	12.0	SW846 8260B			11/21/08 05:19	DD	E
1,2-Dibromoethane	ND	ug/L		5.0	1.5	SW846 8260B			11/21/08 05:19	DD	E
1,1-Dichloroethane	ND	ug/L		5.0	0.50	SW846 8260B			11/21/08 05:19	DD	E
1,2-Dichloroethane	ND	ug/L		5.0	1.0	SW846 8260B			11/21/08 05:19	DD	E
1,1-Dichloroethene	ND	ug/L		5.0	1.0	SW846 8260B			11/21/08 05:19	DD	E
cis-1,2-Dichloroethene	ND	ug/L		5.0	1.0	SW846 8260B			11/21/08 05:19	DD	E
trans-1,2-Dichloroethene	ND	ug/L		5.0	1.0	SW846 8260B			11/21/08 05:19	DD	E
1,2-Dichloropropane	ND	ug/L		5.0	1.0	SW846 8260B			11/21/08 05:19	DD	E
cis-1,3-Dichloropropene	ND	ug/L		5.0	1.0	SW846 8260B			11/21/08 05:19	DD	E
trans-1,3-Dichloropropene	ND	ug/L		5.0	1.0	SW846 8260B			11/21/08 05:19	DD	E
Diisopropyl ether	ND	ug/L		5.0	0.50	SW846 8260B			11/21/08 05:19	DD	E
Ethyl tert-butyl ether	ND	ug/L		5.0	0.50	SW846 8260B			11/21/08 05:19	DD	E
Ethylbenzene	999	ug/L		5.0	1.5	SW846 8260B			11/21/08 05:19	DD	E
2-Hexanone	ND	ug/L		25.0	3.5	SW846 8260B			11/21/08 05:19	DD	E
Methyl t-Butyl Ether	ND	ug/L		5.0	1.0	SW846 8260B			11/21/08 05:19	DD	E
4-Methyl-2-Pentanone(MIBK)	ND	ug/L		25.0	6.5	SW846 8260B			11/21/08 05:19	DD	E



ANALYTICAL RESULTS

Workorder: 9764091 Groundwater (11/17/08)

Lab ID: **9764091006**

Date Collected: 11/17/2008 11:25

Matrix: Water

Sample ID: **MW-007_20081117_N**

Date Received: 11/18/2008 20:00

Parameters	Results	Units	Footnotes	RDL	MDL	Method	Prepared	By	Analyzed	By	Cntr
Methylene Chloride	1.6J	ug/L		5.0	0.50	SW846 8260B			11/21/08 05:19	DD	E
Styrene	ND	ug/L		5.0	1.0	SW846 8260B			11/21/08 05:19	DD	E
1,1,2,2-Tetrachloroethane	ND	ug/L		5.0	1.0	SW846 8260B			11/21/08 05:19	DD	E
Tetrachloroethene	ND	ug/L		5.0	2.0	SW846 8260B			11/21/08 05:19	DD	E
Toluene	24000	ug/L		500	100	SW846 8260B			11/25/08 09:06	MES	F
Total Xylenes	6030	ug/L		300	40.0	SW846 8260B			11/22/08 00:56	DD	E
1,1,1-Trichloroethane	ND	ug/L		5.0	1.0	SW846 8260B			11/21/08 05:19	DD	E
1,1,2-Trichloroethane	ND	ug/L		5.0	1.0	SW846 8260B			11/21/08 05:19	DD	E
Trichloroethene	ND	ug/L		5.0	1.0	SW846 8260B			11/21/08 05:19	DD	E
Vinyl Chloride	ND	ug/L		5.0	1.0	SW846 8260B			11/21/08 05:19	DD	E
o-Xylene	2000	ug/L		100	20.0	SW846 8260B			11/22/08 00:56	DD	E
mp-Xylene	4030	ug/L		200	30.0	SW846 8260B			11/22/08 00:56	DD	E
<i>Surrogate Recoveries</i>	<i>Results</i>	<i>Units</i>	<i>Footnotes</i>	<i>Limits</i>		<i>Method</i>	<i>Prepared</i>	<i>By</i>	<i>Analyzed</i>	<i>By</i>	<i>Cntr</i>
1,2-Dichloroethane-d4 (S)	106	%		62-133		SW846 8260B			11/21/08 05:19	DD	E
4-Bromofluorobenzene (S)	95.3	%		79-114		SW846 8260B			11/21/08 05:19	DD	E
Dibromofluoromethane (S)	102	%		78-116		SW846 8260B			11/21/08 05:19	DD	E
Toluene-d8 (S)	96.5	%		76-127		SW846 8260B			11/21/08 05:19	DD	E
1,2-Dichloroethane-d4 (S)	96.7	%		62-133		SW846 8260B			11/22/08 00:56	DD	E
4-Bromofluorobenzene (S)	87.9	%		79-114		SW846 8260B			11/22/08 00:56	DD	E
Dibromofluoromethane (S)	91.5	%		78-116		SW846 8260B			11/22/08 00:56	DD	E
Toluene-d8 (S)	94.5	%		76-127		SW846 8260B			11/22/08 00:56	DD	E
1,2-Dichloroethane-d4 (S)	116	%		62-133		SW846 8260B			11/25/08 09:06	MES	F
4-Bromofluorobenzene (S)	97.9	%		79-114		SW846 8260B			11/25/08 09:06	MES	F
Toluene-d8 (S)	108	%		76-127		SW846 8260B			11/25/08 09:06	MES	F
Dibromofluoromethane (S)	104	%		78-116		SW846 8260B			11/25/08 09:06	MES	F

Sample Comments:

The gasoline range organics analysis for this sample was diluted due to the amount of analyte present. The detection limit was raised accordingly.

This sample was analyzed at a dilution in the 8015 diesel range organics analysis due to the level of analyte detected. Reporting limits were adjusted accordingly.

The GCMS volatiles analysis was performed at a dilution due to the level of target compounds.


Anna G Milliken
Laboratory Manager



ANALYTICAL RESULTS

Workorder: 9764091 Groundwater (11/17/08)

Lab ID: **9764091007** Date Collected: 11/17/2008 08:45 Matrix: Water
Sample ID: **MP-001_20081117_N** Date Received: 11/18/2008 20:00

Parameters	Results	Units	Footnotes	RDL	MDL	Method	Prepared	By	Analyzed	By	Cntr
PETROLEUM HC's											
Diesel Range Organics C10-C28	97.2	mg/L		16.3	2.0	SW846 8015D	11/20/08	CMG	11/24/08 13:11	KJH	A1
Gasoline Range Organics	1180	ug/L		500	145	SW846 8015D			11/24/08 11:59	TEH	D
<i>Surrogate Recoveries</i>	<i>Results</i>	<i>Units</i>	<i>Footnotes</i>	<i>Limits</i>		<i>Method</i>	<i>Prepared</i>	<i>By</i>	<i>Analyzed</i>	<i>By</i>	<i>Cntr</i>
a,a,a-Trifluorotoluene (S)	108	%		68-117		SW846 8015D			11/24/08 11:59	TEH	D
VOLATILE ORGANICS											
Acetone	ND	ug/L		50.0	20.0	SW846 8260B			11/21/08 03:06	DD	E
tert-Amyl methyl ether	ND	ug/L		10.0	4.0	SW846 8260B			11/21/08 03:06	DD	E
tert-Amyl Alcohol	ND	ug/L		25.0	2.5	SW846 8260B			11/21/08 03:06	DD	E
tert-Amyl Ethylether	ND	ug/L		5.0	1.0	SW846 8260B			11/21/08 03:06	DD	E
Benzene	19.3	ug/L		5.0	2.0	SW846 8260B			11/21/08 03:06	DD	E
Bromochloromethane	ND	ug/L		5.0	1.0	SW846 8260B			11/21/08 03:06	DD	E
Bromodichloromethane	ND	ug/L		5.0	1.0	SW846 8260B			11/21/08 03:06	DD	E
Bromoform	ND	ug/L		5.0	1.0	SW846 8260B			11/21/08 03:06	DD	E
Bromomethane	ND	ug/L		5.0	1.0	SW846 8260B			11/21/08 03:06	DD	E
2-Butanone	ND	ug/L		50.0	15.0	SW846 8260B			11/21/08 03:06	DD	E
tert. - Butyl Alcohol	171	ug/L		50.0	15.0	SW846 8260B			11/21/08 03:06	DD	E
Carbon Disulfide	ND	ug/L		5.0	0.50	SW846 8260B			11/21/08 03:06	DD	E
Carbon Tetrachloride	ND	ug/L		5.0	1.0	SW846 8260B			11/21/08 03:06	DD	E
Chlorobenzene	ND	ug/L		5.0	1.0	SW846 8260B			11/21/08 03:06	DD	E
Chlorodibromomethane	ND	ug/L		5.0	1.0	SW846 8260B			11/21/08 03:06	DD	E
Chloroethane	ND	ug/L		5.0	1.5	SW846 8260B			11/21/08 03:06	DD	E
Chloroform	ND	ug/L		5.0	1.0	SW846 8260B			11/21/08 03:06	DD	E
Chloromethane	ND	ug/L		5.0	1.0	SW846 8260B			11/21/08 03:06	DD	E
1,2-Dibromo-3-chloropropane	ND	ug/L		35.0	12.0	SW846 8260B			11/21/08 03:06	DD	E
1,2-Dibromoethane	ND	ug/L		5.0	1.5	SW846 8260B			11/21/08 03:06	DD	E
1,1-Dichloroethane	ND	ug/L		5.0	0.50	SW846 8260B			11/21/08 03:06	DD	E
1,2-Dichloroethane	ND	ug/L		5.0	1.0	SW846 8260B			11/21/08 03:06	DD	E
1,1-Dichloroethene	ND	ug/L		5.0	1.0	SW846 8260B			11/21/08 03:06	DD	E
cis-1,2-Dichloroethene	ND	ug/L		5.0	1.0	SW846 8260B			11/21/08 03:06	DD	E
trans-1,2-Dichloroethene	ND	ug/L		5.0	1.0	SW846 8260B			11/21/08 03:06	DD	E
1,2-Dichloropropane	ND	ug/L		5.0	1.0	SW846 8260B			11/21/08 03:06	DD	E
cis-1,3-Dichloropropene	ND	ug/L		5.0	1.0	SW846 8260B			11/21/08 03:06	DD	E
trans-1,3-Dichloropropene	ND	ug/L		5.0	1.0	SW846 8260B			11/21/08 03:06	DD	E
Diisopropyl ether	ND	ug/L		5.0	0.50	SW846 8260B			11/21/08 03:06	DD	E
Ethyl tert-butyl ether	ND	ug/L		5.0	0.50	SW846 8260B			11/21/08 03:06	DD	E
Ethylbenzene	ND	ug/L		5.0	1.5	SW846 8260B			11/21/08 03:06	DD	E
2-Hexanone	ND	ug/L		25.0	3.5	SW846 8260B			11/21/08 03:06	DD	E
Methyl t-Butyl Ether	ND	ug/L		5.0	1.0	SW846 8260B			11/21/08 03:06	DD	E
4-Methyl-2-Pentanone(MIBK)	ND	ug/L		25.0	6.5	SW846 8260B			11/21/08 03:06	DD	E
Methylene Chloride	ND	ug/L		5.0	0.50	SW846 8260B			11/21/08 03:06	DD	E
Styrene	ND	ug/L		5.0	1.0	SW846 8260B			11/21/08 03:06	DD	E
1,1,2,2-Tetrachloroethane	ND	ug/L		5.0	1.0	SW846 8260B			11/21/08 03:06	DD	E



ANALYTICAL RESULTS

Workorder: 9764091 Groundwater (11/17/08)

Lab ID: **9764091007**
Sample ID: **MP-001_20081117_N**

Date Collected: 11/17/2008 08:45
Date Received: 11/18/2008 20:00

Matrix: Water

Parameters	Results	Units	Footnotes	RDL	MDL	Method	Prepared	By	Analyzed	By	Cntr
Tetrachloroethene	ND	ug/L		5.0	2.0	SW846 8260B			11/21/08 03:06	DD	E
Toluene	38.7	ug/L		5.0	1.0	SW846 8260B			11/21/08 03:06	DD	E
Total Xylenes	15.1	ug/L		15.0	2.0	SW846 8260B			11/21/08 03:06	DD	E
1,1,1-Trichloroethane	ND	ug/L		5.0	1.0	SW846 8260B			11/21/08 03:06	DD	E
1,1,2-Trichloroethane	ND	ug/L		5.0	1.0	SW846 8260B			11/21/08 03:06	DD	E
Trichloroethene	ND	ug/L		5.0	1.0	SW846 8260B			11/21/08 03:06	DD	E
Vinyl Chloride	ND	ug/L		5.0	1.0	SW846 8260B			11/21/08 03:06	DD	E
o-Xylene	5.7	ug/L		5.0	1.0	SW846 8260B			11/21/08 03:06	DD	E
mp-Xylene	9.4J	ug/L		10.0	1.5	SW846 8260B			11/21/08 03:06	DD	E
<i>Surrogate Recoveries</i>	<i>Results</i>	<i>Units</i>	<i>Footnotes</i>	<i>Limits</i>		<i>Method</i>	<i>Prepared</i>	<i>By</i>	<i>Analyzed</i>	<i>By</i>	<i>Cntr</i>
1,2-Dichloroethane-d4 (S)	107	%		62-133		SW846 8260B			11/21/08 03:06	DD	E
4-Bromofluorobenzene (S)	98.4	%		79-114		SW846 8260B			11/21/08 03:06	DD	E
Dibromofluoromethane (S)	104	%		78-116		SW846 8260B			11/21/08 03:06	DD	E
Toluene-d8 (S)	113	%		76-127		SW846 8260B			11/21/08 03:06	DD	E

Sample Comments:

This sample was analyzed at a dilution in the 8015 diesel range organics analysis due to the level of analyte detected. Reporting limits were adjusted accordingly. Surrogate recovery could not be evaluated as a result of the dilution.

The gasoline range organics analysis for this sample was diluted due to the sample matrix. The detection limit was raised accordingly.

The reporting limits for GCMS volatile analytes were raised due to the dilution of the sample caused by the level of non-target compounds.

Anna G Milliken
Laboratory Manager



ANALYTICAL RESULTS

Workorder: 9764091 Groundwater (11/17/08)

Lab ID: **9764091008**
Sample ID: **MP-002_20081117_N**

Date Collected: 11/17/2008 10:35
Date Received: 11/18/2008 20:00

Matrix: Water

Parameters	Results	Units	Footnotes	RDL	MDL	Method	Prepared	By	Analyzed	By	Cntr
PETROLEUM HC's											
Diesel Range Organics C10-C28	1.7	mg/L		0.16	0.021	SW846 8015D	11/20/08	CMG	11/22/08 15:33	JJH	A1
Gasoline Range Organics	175J	ug/L		500	145	SW846 8015D			11/19/08 14:04	TEH	C
<i>Surrogate Recoveries</i>	<i>Results</i>	<i>Units</i>	<i>Footnotes</i>	<i>Limits</i>		<i>Method</i>	<i>Prepared</i>	<i>By</i>	<i>Analyzed</i>	<i>By</i>	<i>Cntr</i>
o-Terphenyl (S)	69.6	%		40-117		SW846 8015D	11/20/08	CMG	11/22/08 15:33	JJH	A1
<i>Surrogate Recoveries</i>	<i>Results</i>	<i>Units</i>	<i>Footnotes</i>	<i>Limits</i>		<i>Method</i>	<i>Prepared</i>	<i>By</i>	<i>Analyzed</i>	<i>By</i>	<i>Cntr</i>
a,a,a-Trifluorotoluene (S)	99.2	%		68-117		SW846 8015D			11/19/08 14:04	TEH	C
VOLATILE ORGANICS											
Acetone	61.1	ug/L		10.0	4.0	SW846 8260B			11/21/08 01:26	DD	E
tert-Amyl methyl ether	ND	ug/L		2.0	0.80	SW846 8260B			11/21/08 01:26	DD	E
tert-Amyl Alcohol	31.3	ug/L		5.0	0.50	SW846 8260B			11/21/08 01:26	DD	E
tert-Amyl Ethylether	ND	ug/L		1.0	0.20	SW846 8260B			11/21/08 01:26	DD	E
Benzene	3.1	ug/L		1.0	0.40	SW846 8260B			11/21/08 01:26	DD	E
Bromochloromethane	ND	ug/L		1.0	0.20	SW846 8260B			11/21/08 01:26	DD	E
Bromodichloromethane	ND	ug/L		1.0	0.20	SW846 8260B			11/21/08 01:26	DD	E
Bromoform	ND	ug/L		1.0	0.20	SW846 8260B			11/21/08 01:26	DD	E
Bromomethane	ND	ug/L		1.0	0.20	SW846 8260B			11/21/08 01:26	DD	E
2-Butanone	65.4	ug/L		10.0	3.0	SW846 8260B			11/21/08 01:26	DD	E
tert.- Butyl Alcohol	50.8	ug/L		10.0	3.0	SW846 8260B			11/21/08 01:26	DD	E
Carbon Disulfide	ND	ug/L		1.0	0.10	SW846 8260B			11/21/08 01:26	DD	E
Carbon Tetrachloride	ND	ug/L		1.0	0.20	SW846 8260B			11/21/08 01:26	DD	E
Chlorobenzene	ND	ug/L		1.0	0.20	SW846 8260B			11/21/08 01:26	DD	E
Chlorodibromomethane	ND	ug/L		1.0	0.20	SW846 8260B			11/21/08 01:26	DD	E
Chloroethane	ND	ug/L		1.0	0.30	SW846 8260B			11/21/08 01:26	DD	E
Chloroform	ND	ug/L		1.0	0.20	SW846 8260B			11/21/08 01:26	DD	E
Chloromethane	ND	ug/L		1.0	0.20	SW846 8260B			11/21/08 01:26	DD	E
1,2-Dibromo-3-chloropropane	ND	ug/L		7.0	2.4	SW846 8260B			11/21/08 01:26	DD	E
1,2-Dibromoethane	ND	ug/L		1.0	0.30	SW846 8260B			11/21/08 01:26	DD	E
1,1-Dichloroethane	ND	ug/L		1.0	0.10	SW846 8260B			11/21/08 01:26	DD	E
1,2-Dichloroethane	ND	ug/L		1.0	0.20	SW846 8260B			11/21/08 01:26	DD	E
1,1-Dichloroethene	ND	ug/L		1.0	0.20	SW846 8260B			11/21/08 01:26	DD	E
cis-1,2-Dichloroethene	ND	ug/L		1.0	0.20	SW846 8260B			11/21/08 01:26	DD	E
trans-1,2-Dichloroethene	ND	ug/L		1.0	0.20	SW846 8260B			11/21/08 01:26	DD	E
1,2-Dichloropropane	ND	ug/L		1.0	0.20	SW846 8260B			11/21/08 01:26	DD	E
cis-1,3-Dichloropropene	ND	ug/L		1.0	0.20	SW846 8260B			11/21/08 01:26	DD	E
trans-1,3-Dichloropropene	ND	ug/L		1.0	0.20	SW846 8260B			11/21/08 01:26	DD	E
Diisopropyl ether	ND	ug/L		1.0	0.10	SW846 8260B			11/21/08 01:26	DD	E
Ethyl tert-butyl ether	ND	ug/L		1.0	0.10	SW846 8260B			11/21/08 01:26	DD	E
Ethylbenzene	ND	ug/L		1.0	0.30	SW846 8260B			11/21/08 01:26	DD	E
2-Hexanone	ND	ug/L		5.0	0.70	SW846 8260B			11/21/08 01:26	DD	E
Methyl t-Butyl Ether	0.67J	ug/L		1.0	0.20	SW846 8260B			11/21/08 01:26	DD	E
4-Methyl-2-Pentanone(MIBK)	ND	ug/L		5.0	1.3	SW846 8260B			11/21/08 01:26	DD	E



ANALYTICAL RESULTS

Workorder: 9764091 Groundwater (11/17/08)

Lab ID: **9764091008**
Sample ID: **MP-002_20081117_N**

Date Collected: 11/17/2008 10:35
Date Received: 11/18/2008 20:00

Matrix: Water

Parameters	Results	Units	Footnotes	RDL	MDL	Method	Prepared	By	Analyzed	By	Cntr
Methylene Chloride	ND	ug/L		1.0	0.10	SW846 8260B			11/21/08 01:26	DD	E
Styrene	ND	ug/L		1.0	0.20	SW846 8260B			11/21/08 01:26	DD	E
1,1,2,2-Tetrachloroethane	ND	ug/L		1.0	0.20	SW846 8260B			11/21/08 01:26	DD	E
Tetrachloroethene	ND	ug/L		1.0	0.40	SW846 8260B			11/21/08 01:26	DD	E
Toluene	9.8	ug/L		1.0	0.20	SW846 8260B			11/21/08 01:26	DD	E
Total Xylenes	2.4J	ug/L		3.0	0.40	SW846 8260B			11/21/08 01:26	DD	E
1,1,1-Trichloroethane	ND	ug/L		1.0	0.20	SW846 8260B			11/21/08 01:26	DD	E
1,1,2-Trichloroethane	ND	ug/L		1.0	0.20	SW846 8260B			11/21/08 01:26	DD	E
Trichloroethene	ND	ug/L		1.0	0.20	SW846 8260B			11/21/08 01:26	DD	E
Vinyl Chloride	ND	ug/L		1.0	0.20	SW846 8260B			11/21/08 01:26	DD	E
o-Xylene	0.98J	ug/L		1.0	0.20	SW846 8260B			11/21/08 01:26	DD	E
mp-Xylene	1.4J	ug/L		2.0	0.30	SW846 8260B			11/21/08 01:26	DD	E
<i>Surrogate Recoveries</i>	<i>Results</i>	<i>Units</i>	<i>Footnotes</i>	<i>Limits</i>		<i>Method</i>	<i>Prepared</i>	<i>By</i>	<i>Analyzed</i>	<i>By</i>	<i>Cntr</i>
1,2-Dichloroethane-d4 (S)	115	%		62-133		SW846 8260B			11/21/08 01:26	DD	E
4-Bromofluorobenzene (S)	103	%		79-114		SW846 8260B			11/21/08 01:26	DD	E
Dibromofluoromethane (S)	109	%		78-116		SW846 8260B			11/21/08 01:26	DD	E
Toluene-d8 (S)	111	%		76-127		SW846 8260B			11/21/08 01:26	DD	E

Sample Comments:

The gasoline range organics analysis for this sample was diluted due to the sample matrix. The detection limit was raised accordingly.


Anna G Milliken
Laboratory Manager



ANALYTICAL RESULTS

Workorder: 9764091 Groundwater (11/17/08)

Lab ID: **9764091009** Date Collected: 11/17/2008 00:00 Matrix: Water
Sample ID: **Duplicate-001_20081117_FD** Date Received: 11/18/2008 20:00

Parameters	Results	Units	Footnotes	RDL	MDL	Method	Prepared	By	Analyzed	By	Cntr
PETROLEUM HC's											
Diesel Range Organics C10-C28	5.7	mg/L		1.6	0.20	SW846 8015D	11/20/08	CMG	11/22/08 16:35	JJH	A1
Gasoline Range Organics	30900	ug/L		2000	581	SW846 8015D			11/19/08 17:00	TEH	C
<i>Surrogate Recoveries</i>	<i>Results</i>	<i>Units</i>	<i>Footnotes</i>	<i>Limits</i>		<i>Method</i>	<i>Prepared</i>	<i>By</i>	<i>Analyzed</i>	<i>By</i>	<i>Cntr</i>
o-Terphenyl (S)	80.9	%		40-117		SW846 8015D	11/20/08	CMG	11/22/08 16:35	JJH	A1
<i>Surrogate Recoveries</i>	<i>Results</i>	<i>Units</i>	<i>Footnotes</i>	<i>Limits</i>		<i>Method</i>	<i>Prepared</i>	<i>By</i>	<i>Analyzed</i>	<i>By</i>	<i>Cntr</i>
a,a,a-Trifluorotoluene (S)	109	%		68-117		SW846 8015D			11/19/08 17:00	TEH	C
VOLATILE ORGANICS											
Acetone	70.1	ug/L		50.0	20.0	SW846 8260B			11/21/08 03:39	DD	E
tert-Amyl methyl ether	ND	ug/L		10.0	4.0	SW846 8260B			11/21/08 03:39	DD	E
tert-Amyl Alcohol	306	ug/L		25.0	2.5	SW846 8260B			11/21/08 03:39	DD	E
tert-Amyl Ethylether	ND	ug/L		5.0	1.0	SW846 8260B			11/21/08 03:39	DD	E
Benzene	13.5	ug/L		5.0	2.0	SW846 8260B			11/21/08 03:39	DD	E
Bromochloromethane	ND	ug/L		5.0	1.0	SW846 8260B			11/21/08 03:39	DD	E
Bromodichloromethane	ND	ug/L		5.0	1.0	SW846 8260B			11/21/08 03:39	DD	E
Bromoform	ND	ug/L		5.0	1.0	SW846 8260B			11/21/08 03:39	DD	E
Bromomethane	ND	ug/L		5.0	1.0	SW846 8260B			11/21/08 03:39	DD	E
2-Butanone	ND	ug/L		50.0	15.0	SW846 8260B			11/21/08 03:39	DD	E
tert.- Butyl Alcohol	ND	ug/L		50.0	15.0	SW846 8260B			11/21/08 03:39	DD	E
Carbon Disulfide	ND	ug/L		5.0	0.50	SW846 8260B			11/21/08 03:39	DD	E
Carbon Tetrachloride	ND	ug/L		5.0	1.0	SW846 8260B			11/21/08 03:39	DD	E
Chlorobenzene	ND	ug/L		5.0	1.0	SW846 8260B			11/21/08 03:39	DD	E
Chlorodibromomethane	ND	ug/L		5.0	1.0	SW846 8260B			11/21/08 03:39	DD	E
Chloroethane	ND	ug/L		5.0	1.5	SW846 8260B			11/21/08 03:39	DD	E
Chloroform	ND	ug/L		5.0	1.0	SW846 8260B			11/21/08 03:39	DD	E
Chloromethane	ND	ug/L		5.0	1.0	SW846 8260B			11/21/08 03:39	DD	E
1,2-Dibromo-3-chloropropane	ND	ug/L		35.0	12.0	SW846 8260B			11/21/08 03:39	DD	E
1,2-Dibromoethane	ND	ug/L		5.0	1.5	SW846 8260B			11/21/08 03:39	DD	E
1,1-Dichloroethane	ND	ug/L		5.0	0.50	SW846 8260B			11/21/08 03:39	DD	E
1,2-Dichloroethane	ND	ug/L		5.0	1.0	SW846 8260B			11/21/08 03:39	DD	E
1,1-Dichloroethene	ND	ug/L		5.0	1.0	SW846 8260B			11/21/08 03:39	DD	E
cis-1,2-Dichloroethene	ND	ug/L		5.0	1.0	SW846 8260B			11/21/08 03:39	DD	E
trans-1,2-Dichloroethene	ND	ug/L		5.0	1.0	SW846 8260B			11/21/08 03:39	DD	E
1,2-Dichloropropane	ND	ug/L		5.0	1.0	SW846 8260B			11/21/08 03:39	DD	E
cis-1,3-Dichloropropene	ND	ug/L		5.0	1.0	SW846 8260B			11/21/08 03:39	DD	E
trans-1,3-Dichloropropene	ND	ug/L		5.0	1.0	SW846 8260B			11/21/08 03:39	DD	E
Diisopropyl ether	ND	ug/L		5.0	0.50	SW846 8260B			11/21/08 03:39	DD	E
Ethyl tert-butyl ether	ND	ug/L		5.0	0.50	SW846 8260B			11/21/08 03:39	DD	E
Ethylbenzene	1410	ug/L		50.0	15.0	SW846 8260B			11/22/08 00:01	DD	E
2-Hexanone	20.8J	ug/L		25.0	3.5	SW846 8260B			11/21/08 03:39	DD	E
Methyl t-Butyl Ether	ND	ug/L		5.0	1.0	SW846 8260B			11/21/08 03:39	DD	E
4-Methyl-2-Pentanone(MIBK)	66.1	ug/L		25.0	6.5	SW846 8260B			11/21/08 03:39	DD	E



ANALYTICAL RESULTS

Workorder: 9764091 Groundwater (11/17/08)

Lab ID: **9764091009** Date Collected: 11/17/2008 00:00 Matrix: Water
Sample ID: **Duplicate-001_20081117_FD** Date Received: 11/18/2008 20:00

Parameters	Results	Units	Footnotes	RDL	MDL	Method	Prepared	By	Analyzed	By	Cntr
Methylene Chloride	0.95J	ug/L		5.0	0.50	SW846 8260B			11/21/08 03:39	DD	E
Styrene	ND	ug/L		5.0	1.0	SW846 8260B			11/21/08 03:39	DD	E
1,1,2,2-Tetrachloroethane	ND	ug/L		5.0	1.0	SW846 8260B			11/21/08 03:39	DD	E
Tetrachloroethene	ND	ug/L		5.0	2.0	SW846 8260B			11/21/08 03:39	DD	E
Toluene	3040	ug/L		50.0	10.0	SW846 8260B			11/22/08 00:01	DD	E
Total Xylenes	5580	ug/L		150	20.0	SW846 8260B			11/22/08 00:01	DD	E
1,1,1-Trichloroethane	ND	ug/L		5.0	1.0	SW846 8260B			11/21/08 03:39	DD	E
1,1,2-Trichloroethane	ND	ug/L		5.0	1.0	SW846 8260B			11/21/08 03:39	DD	E
Trichloroethene	ND	ug/L		5.0	1.0	SW846 8260B			11/21/08 03:39	DD	E
Vinyl Chloride	ND	ug/L		5.0	1.0	SW846 8260B			11/21/08 03:39	DD	E
o-Xylene	1740	ug/L		50.0	10.0	SW846 8260B			11/22/08 00:01	DD	E
mp-Xylene	3840	ug/L		100	15.0	SW846 8260B			11/22/08 00:01	DD	E
Surrogate Recoveries	Results	Units	Footnotes	Limits		Method	Prepared	By	Analyzed	By	Cntr
1,2-Dichloroethane-d4 (S)	108	%		62-133		SW846 8260B			11/21/08 03:39	DD	E
4-Bromofluorobenzene (S)	96.7	%		79-114		SW846 8260B			11/21/08 03:39	DD	E
Toluene-d8 (S)	92.4	%		76-127		SW846 8260B			11/21/08 03:39	DD	E
Dibromofluoromethane (S)	101	%		78-116		SW846 8260B			11/21/08 03:39	DD	E
1,2-Dichloroethane-d4 (S)	91.5	%		62-133		SW846 8260B			11/22/08 00:01	DD	E
Toluene-d8 (S)	94.8	%		76-127		SW846 8260B			11/22/08 00:01	DD	E
4-Bromofluorobenzene (S)	88.2	%		79-114		SW846 8260B			11/22/08 00:01	DD	E
Dibromofluoromethane (S)	89.9	%		78-116		SW846 8260B			11/22/08 00:01	DD	E

Sample Comments:

The gasoline range organics analysis for this sample was diluted due to the amount of analyte present. The detection limit was raised accordingly.

This sample was analyzed at a dilution in the 8015 diesel range organics analysis due to the level of analyte detected. Reporting limits were adjusted accordingly.

The GCMS volatiles analysis was performed at a dilution due to the level of target compounds.

Anna G Milliken
Laboratory Manager



ANALYTICAL RESULTS

Workorder: 9764091 Groundwater (11/17/08)

Lab ID: **9764091010** Date Collected: 11/17/2008 12:00 Matrix: Water
Sample ID: **Field Blank_20081117_FB** Date Received: 11/18/2008 20:00

Parameters	Results	Units	Footnotes	RDL	MDL	Method	Prepared	By	Analyzed	By	Cntr
PETROLEUM HC's											
Diesel Range Organics C10-C28	0.25	mg/L		0.17	0.021	SW846 8015D	11/20/08	CMG	11/22/08 17:37	JJH	A1
Gasoline Range Organics	ND	ug/L		100	29.1	SW846 8015D			11/19/08 11:17	TEH	C
<i>Surrogate Recoveries</i>	<i>Results</i>	<i>Units</i>	<i>Footnotes</i>	<i>Limits</i>		<i>Method</i>	<i>Prepared</i>	<i>By</i>	<i>Analyzed</i>	<i>By</i>	<i>Cntr</i>
o-Terphenyl (S)	88.1	%		40-117		SW846 8015D	11/20/08	CMG	11/22/08 17:37	JJH	A1
<i>Surrogate Recoveries</i>	<i>Results</i>	<i>Units</i>	<i>Footnotes</i>	<i>Limits</i>		<i>Method</i>	<i>Prepared</i>	<i>By</i>	<i>Analyzed</i>	<i>By</i>	<i>Cntr</i>
a,a,a-Trifluorotoluene (S)	111	%		68-117		SW846 8015D			11/19/08 11:17	TEH	C
VOLATILE ORGANICS											
Acetone	ND	ug/L		10.0	4.0	SW846 8260B			11/20/08 23:46	DD	E
tert-Amyl methyl ether	ND	ug/L		2.0	0.80	SW846 8260B			11/20/08 23:46	DD	E
tert-Amyl Alcohol	ND	ug/L		5.0	0.50	SW846 8260B			11/20/08 23:46	DD	E
tert-Amyl Ethylether	ND	ug/L		1.0	0.20	SW846 8260B			11/20/08 23:46	DD	E
Benzene	ND	ug/L		1.0	0.40	SW846 8260B			11/20/08 23:46	DD	E
Bromochloromethane	ND	ug/L		1.0	0.20	SW846 8260B			11/20/08 23:46	DD	E
Bromodichloromethane	ND	ug/L		1.0	0.20	SW846 8260B			11/20/08 23:46	DD	E
Bromoform	ND	ug/L		1.0	0.20	SW846 8260B			11/20/08 23:46	DD	E
Bromomethane	ND	ug/L		1.0	0.20	SW846 8260B			11/20/08 23:46	DD	E
2-Butanone	ND	ug/L		10.0	3.0	SW846 8260B			11/20/08 23:46	DD	E
tert.- Butyl Alcohol	ND	ug/L		10.0	3.0	SW846 8260B			11/20/08 23:46	DD	E
Carbon Disulfide	ND	ug/L		1.0	0.10	SW846 8260B			11/20/08 23:46	DD	E
Carbon Tetrachloride	ND	ug/L		1.0	0.20	SW846 8260B			11/20/08 23:46	DD	E
Chlorobenzene	ND	ug/L		1.0	0.20	SW846 8260B			11/20/08 23:46	DD	E
Chlorodibromomethane	ND	ug/L		1.0	0.20	SW846 8260B			11/20/08 23:46	DD	E
Chloroethane	ND	ug/L		1.0	0.30	SW846 8260B			11/20/08 23:46	DD	E
Chloroform	ND	ug/L		1.0	0.20	SW846 8260B			11/20/08 23:46	DD	E
Chloromethane	ND	ug/L		1.0	0.20	SW846 8260B			11/20/08 23:46	DD	E
1,2-Dibromo-3-chloropropane	ND	ug/L		7.0	2.4	SW846 8260B			11/20/08 23:46	DD	E
1,2-Dibromoethane	ND	ug/L		1.0	0.30	SW846 8260B			11/20/08 23:46	DD	E
1,1-Dichloroethane	ND	ug/L		1.0	0.10	SW846 8260B			11/20/08 23:46	DD	E
1,2-Dichloroethane	ND	ug/L		1.0	0.20	SW846 8260B			11/20/08 23:46	DD	E
1,1-Dichloroethene	ND	ug/L		1.0	0.20	SW846 8260B			11/20/08 23:46	DD	E
cis-1,2-Dichloroethene	ND	ug/L		1.0	0.20	SW846 8260B			11/20/08 23:46	DD	E
trans-1,2-Dichloroethene	ND	ug/L		1.0	0.20	SW846 8260B			11/20/08 23:46	DD	E
1,2-Dichloropropane	ND	ug/L		1.0	0.20	SW846 8260B			11/20/08 23:46	DD	E
cis-1,3-Dichloropropene	ND	ug/L		1.0	0.20	SW846 8260B			11/20/08 23:46	DD	E
trans-1,3-Dichloropropene	ND	ug/L		1.0	0.20	SW846 8260B			11/20/08 23:46	DD	E
Diisopropyl ether	ND	ug/L		1.0	0.10	SW846 8260B			11/20/08 23:46	DD	E
Ethyl tert-butyl ether	ND	ug/L		1.0	0.10	SW846 8260B			11/20/08 23:46	DD	E
Ethylbenzene	ND	ug/L		1.0	0.30	SW846 8260B			11/20/08 23:46	DD	E
2-Hexanone	ND	ug/L		5.0	0.70	SW846 8260B			11/20/08 23:46	DD	E
Methyl t-Butyl Ether	ND	ug/L		1.0	0.20	SW846 8260B			11/20/08 23:46	DD	E
4-Methyl-2-Pentanone(MIBK)	ND	ug/L		5.0	1.3	SW846 8260B			11/20/08 23:46	DD	E



ANALYTICAL RESULTS

Workorder: 9764091 Groundwater (11/17/08)

Lab ID: **9764091010** Date Collected: 11/17/2008 12:00 Matrix: Water
Sample ID: **Field Blank_20081117_FB** Date Received: 11/18/2008 20:00

Parameters	Results	Units	Footnotes	RDL	MDL	Method	Prepared	By	Analyzed	By	Cntr
Methylene Chloride	ND	ug/L		1.0	0.10	SW846 8260B			11/20/08 23:46	DD	E
Styrene	ND	ug/L		1.0	0.20	SW846 8260B			11/20/08 23:46	DD	E
1,1,2,2-Tetrachloroethane	ND	ug/L		1.0	0.20	SW846 8260B			11/20/08 23:46	DD	E
Tetrachloroethene	ND	ug/L		1.0	0.40	SW846 8260B			11/20/08 23:46	DD	E
Toluene	ND	ug/L		1.0	0.20	SW846 8260B			11/20/08 23:46	DD	E
Total Xylenes	ND	ug/L		3.0	0.40	SW846 8260B			11/20/08 23:46	DD	E
1,1,1-Trichloroethane	ND	ug/L		1.0	0.20	SW846 8260B			11/20/08 23:46	DD	E
1,1,2-Trichloroethane	ND	ug/L		1.0	0.20	SW846 8260B			11/20/08 23:46	DD	E
Trichloroethene	ND	ug/L		1.0	0.20	SW846 8260B			11/20/08 23:46	DD	E
Vinyl Chloride	ND	ug/L		1.0	0.20	SW846 8260B			11/20/08 23:46	DD	E
o-Xylene	ND	ug/L		1.0	0.20	SW846 8260B			11/20/08 23:46	DD	E
mp-Xylene	ND	ug/L		2.0	0.30	SW846 8260B			11/20/08 23:46	DD	E
<i>Surrogate Recoveries</i>	<i>Results</i>	<i>Units</i>	<i>Footnotes</i>	<i>Limits</i>		<i>Method</i>	<i>Prepared</i>	<i>By</i>	<i>Analyzed</i>	<i>By</i>	<i>Cntr</i>
1,2-Dichloroethane-d4 (S)	115	%		62-133		SW846 8260B			11/20/08 23:46	DD	E
4-Bromofluorobenzene (S)	104	%		79-114		SW846 8260B			11/20/08 23:46	DD	E
Dibromofluoromethane (S)	104	%		78-116		SW846 8260B			11/20/08 23:46	DD	E
Toluene-d8 (S)	110	%		76-127		SW846 8260B			11/20/08 23:46	DD	E

Sample Comments:


Anna G Milliken
Laboratory Manager



ANALYTICAL RESULTS

Workorder: 9764091 Groundwater (11/17/08)

Lab ID: **9764091011** Date Collected: 11/18/2008 20:00 Matrix: Water
Sample ID: **Trip Blank_20081118_TB** Date Received: 11/18/2008 20:00

Parameters	Results	Units	Footnotes	RDL	MDL	Method	Prepared By	Analyzed	By	Cntr
VOLATILE ORGANICS										
Acetone	ND	ug/L		10.0	4.0	SW846 8260B		11/20/08 23:13	DD	A
tert-Amyl methyl ether	ND	ug/L		2.0	0.80	SW846 8260B		11/20/08 23:13	DD	A
tert-Amyl Alcohol	ND	ug/L		5.0	0.50	SW846 8260B		11/20/08 23:13	DD	A
tert-Amyl Ethylether	ND	ug/L		1.0	0.20	SW846 8260B		11/20/08 23:13	DD	A
Benzene	ND	ug/L		1.0	0.40	SW846 8260B		11/20/08 23:13	DD	A
Bromochloromethane	ND	ug/L		1.0	0.20	SW846 8260B		11/20/08 23:13	DD	A
Bromodichloromethane	ND	ug/L		1.0	0.20	SW846 8260B		11/20/08 23:13	DD	A
Bromoform	ND	ug/L		1.0	0.20	SW846 8260B		11/20/08 23:13	DD	A
Bromomethane	ND	ug/L		1.0	0.20	SW846 8260B		11/20/08 23:13	DD	A
2-Butanone	ND	ug/L		10.0	3.0	SW846 8260B		11/20/08 23:13	DD	A
tert.- Butyl Alcohol	ND	ug/L		10.0	3.0	SW846 8260B		11/20/08 23:13	DD	A
Carbon Disulfide	ND	ug/L		1.0	0.10	SW846 8260B		11/20/08 23:13	DD	A
Carbon Tetrachloride	ND	ug/L		1.0	0.20	SW846 8260B		11/20/08 23:13	DD	A
Chlorobenzene	ND	ug/L		1.0	0.20	SW846 8260B		11/20/08 23:13	DD	A
Chlorodibromomethane	ND	ug/L		1.0	0.20	SW846 8260B		11/20/08 23:13	DD	A
Chloroethane	ND	ug/L		1.0	0.30	SW846 8260B		11/20/08 23:13	DD	A
Chloroform	ND	ug/L		1.0	0.20	SW846 8260B		11/20/08 23:13	DD	A
Chloromethane	ND	ug/L		1.0	0.20	SW846 8260B		11/20/08 23:13	DD	A
1,2-Dibromo-3-chloropropane	ND	ug/L		7.0	2.4	SW846 8260B		11/20/08 23:13	DD	A
1,2-Dibromoethane	ND	ug/L		1.0	0.30	SW846 8260B		11/20/08 23:13	DD	A
1,1-Dichloroethane	ND	ug/L		1.0	0.10	SW846 8260B		11/20/08 23:13	DD	A
1,2-Dichloroethane	ND	ug/L		1.0	0.20	SW846 8260B		11/20/08 23:13	DD	A
1,1-Dichloroethene	ND	ug/L		1.0	0.20	SW846 8260B		11/20/08 23:13	DD	A
cis-1,2-Dichloroethene	ND	ug/L		1.0	0.20	SW846 8260B		11/20/08 23:13	DD	A
trans-1,2-Dichloroethene	ND	ug/L		1.0	0.20	SW846 8260B		11/20/08 23:13	DD	A
1,2-Dichloropropane	ND	ug/L		1.0	0.20	SW846 8260B		11/20/08 23:13	DD	A
cis-1,3-Dichloropropene	ND	ug/L		1.0	0.20	SW846 8260B		11/20/08 23:13	DD	A
trans-1,3-Dichloropropene	ND	ug/L		1.0	0.20	SW846 8260B		11/20/08 23:13	DD	A
Diisopropyl ether	ND	ug/L		1.0	0.10	SW846 8260B		11/20/08 23:13	DD	A
Ethyl tert-butyl ether	ND	ug/L		1.0	0.10	SW846 8260B		11/20/08 23:13	DD	A
Ethylbenzene	ND	ug/L		1.0	0.30	SW846 8260B		11/20/08 23:13	DD	A
2-Hexanone	ND	ug/L		5.0	0.70	SW846 8260B		11/20/08 23:13	DD	A
Methyl t-Butyl Ether	ND	ug/L		1.0	0.20	SW846 8260B		11/20/08 23:13	DD	A
4-Methyl-2-Pentanone(MIBK)	ND	ug/L		5.0	1.3	SW846 8260B		11/20/08 23:13	DD	A
Methylene Chloride	ND	ug/L		1.0	0.10	SW846 8260B		11/20/08 23:13	DD	A
Styrene	ND	ug/L		1.0	0.20	SW846 8260B		11/20/08 23:13	DD	A
1,1,2,2-Tetrachloroethane	ND	ug/L		1.0	0.20	SW846 8260B		11/20/08 23:13	DD	A
Tetrachloroethene	ND	ug/L		1.0	0.40	SW846 8260B		11/20/08 23:13	DD	A
Toluene	ND	ug/L		1.0	0.20	SW846 8260B		11/20/08 23:13	DD	A
Total Xylenes	ND	ug/L		3.0	0.40	SW846 8260B		11/20/08 23:13	DD	A
1,1,1-Trichloroethane	ND	ug/L		1.0	0.20	SW846 8260B		11/20/08 23:13	DD	A
1,1,2-Trichloroethane	ND	ug/L		1.0	0.20	SW846 8260B		11/20/08 23:13	DD	A
Trichloroethene	ND	ug/L		1.0	0.20	SW846 8260B		11/20/08 23:13	DD	A
Vinyl Chloride	ND	ug/L		1.0	0.20	SW846 8260B		11/20/08 23:13	DD	A



ANALYTICAL RESULTS

Workorder: 9764091 Groundwater (11/17/08)

Lab ID: **9764091011**

Date Collected: 11/18/2008 20:00

Matrix: Water

Sample ID: **Trip Blank_20081118_TB**

Date Received: 11/18/2008 20:00

Parameters	Results	Units	Footnotes	RDL	MDL	Method	Prepared	By	Analyzed	By	Cntr
o-Xylene	ND	ug/L		1.0	0.20	SW846 8260B			11/20/08 23:13	DD	A
mp-Xylene	ND	ug/L		2.0	0.30	SW846 8260B			11/20/08 23:13	DD	A
<i>Surrogate Recoveries</i>	<i>Results</i>	<i>Units</i>	<i>Footnotes</i>	<i>Limits</i>		<i>Method</i>	<i>Prepared</i>	<i>By</i>	<i>Analyzed</i>	<i>By</i>	<i>Cntr</i>
1,2-Dichloroethane-d4 (S)	114	%		62-133		SW846 8260B			11/20/08 23:13	DD	A
4-Bromofluorobenzene (S)	101	%		79-114		SW846 8260B			11/20/08 23:13	DD	A
Dibromofluoromethane (S)	108	%		78-116		SW846 8260B			11/20/08 23:13	DD	A
Toluene-d8 (S)	111	%		76-127		SW846 8260B			11/20/08 23:13	DD	A

Sample Comments:


Anna G Milliken
Laboratory Manager



ANALYTICAL RESULTS QUALIFIERS\FLAGS

Workorder: 9764091 Groundwater (11/17/08)

PARAMETER QUALIFIERS\FLAGS

- [1] This compound was recovered above quality control criteria in the matrix spike of this sample. The LCS had acceptable recoveries, satisfying method criteria.
- [2] This compound was recovered above quality control criteria in the matrix spike and matrix spike duplicate of this sample. The LCS had acceptable recoveries, satisfying method criteria.
- [3] The surrogate recovery was outside of the established control limits.



ANALYTICAL LABORATORY SERVICES, INC.

www.analyticallab.com

NELAP Accredited
PA 22-293 NJ PA010



34 Dogwood Lane - Middletown, PA 17057 Phone: 717-944-5541 Fax: 717-944-1430



Page 1 of 2
Counter: _____
Tracking #: _____

CHAIN OF CUSTODY/ REQUEST FOR ANALYSIS

ALL SHADED AREAS MUST BE COMPLETED BY THE CLIENT/SAMPLER. INSTRUCTIONS ON THE BACK.

Analytical Laboratory Services, Inc.
Environmental • Industrial Hygiene • Field Services
34 Dogwood Lane • Middletown, PA 17057 • 717-944-5541 • Fax: 717-944-1430

Co. Name: **R. E. P. S. G., Inc.**
Contact (report to): **Mkuczynski@rep.org** Phone: **215-729-3220**
Address: **6901 Kingessing Ave.**
Phila. PA 19142

Bill to (if different than Report to):
SAME
PO#: _____
Project Name#: **CLINT-CITY** ALSI Quote #: _____
TAT: Normal-Standard TAT is 10-12 business days. Date Required: **11/15/08**
 Rush-Subject to ALSI approval and surcharges. Approved By: *[Signature]*

Email? Y N Email: **mkuczynski@rep.org**
Fax? Y N

Container Type	Matrix	Enter Number of Containers Per Analysis	Sample Date	Simple Date	Military Time	COC Comments	Sample Description/Location (as it will appear on the lab report)	Y No.	Y No.
AG NOA VOA	WG	2	11/17 13:45	11/17 13:45			TPH-DRO		
IL 4M 4M	WG	2	11/17 14:30	11/17 14:30			TPH-CRO		
HRSH HCL HCL	WG	2	11/17 10:10	11/17 10:10					
	WG	2	11/17 13:00	11/17 13:00					
	WG	2	11/17 15:30	11/17 15:30					
	WG	2	11/17 11:25	11/17 11:25					
	WG	2	11/17 8:45	11/17 8:45					
	WG	2	11/17 10:35	11/17 10:35					

Container Type: _____
Matrix: _____
Enter Number of Containers Per Analysis: _____

Sample Date: _____
Simple Date: _____
Military Time: _____

COC Comments: _____
Sample Description/Location: _____

Y No. _____
Y No. _____

LOGGED BY (signature): *[Signature]*
REVIEWED BY (signature): *[Signature]*

Date	Time	Received By / Company Name
11-18	11:20	Rep Hester
11-18	18:00	VM
11-18	20:00	Rep Hester

SAMPLED BY (Please Print): **J. Crook**

REQUISITIONED BY (Company Name): _____

Date: _____ Time: _____

Received By / Company Name: _____

COPIES: WHITE - ORIGINAL CANARY - CUSTOMER COPY

ANALYSE/METHOD REQUESTED

Container Type	Matrix	Enter Number of Containers Per Analysis
AG NOA VOA	WG	2
IL 4M 4M	WG	2
HRSH HCL HCL	WG	2
	WG	2
	WG	2
	WG	2
	WG	2
	WG	2

Container Type: _____
Matrix: _____
Enter Number of Containers Per Analysis: _____

Sample Date: _____
Simple Date: _____
Military Time: _____

COC Comments: _____
Sample Description/Location: _____

Y No. _____
Y No. _____

ALSI FIELD SERVICES

Container Type	Matrix	Enter Number of Containers Per Analysis
AG NOA VOA	WG	2
IL 4M 4M	WG	2
HRSH HCL HCL	WG	2
	WG	2
	WG	2
	WG	2
	WG	2
	WG	2

Container Type: _____
Matrix: _____
Enter Number of Containers Per Analysis: _____

Sample Date: _____
Simple Date: _____
Military Time: _____

COC Comments: _____
Sample Description/Location: _____

Y No. _____
Y No. _____

ALSI FIELD SERVICES

Container Type	Matrix	Enter Number of Containers Per Analysis
AG NOA VOA	WG	2
IL 4M 4M	WG	2
HRSH HCL HCL	WG	2
	WG	2
	WG	2
	WG	2
	WG	2
	WG	2

COPIES: WHITE - ORIGINAL CANARY - CUSTOMER COPY



ANALYTICAL LABORATORY SERVICES, INC.

www.analyticallab.com

NELAP Accredited
PA 22-293 NJ PA010



34 Dogwood Lane - Middletown, PA 17057 Phone: 717-944-5541 Fax: 717-944-1430

Page 2 of 2
Courier: 9760976
Tracking #:

CHAIN OF CUSTODY/ REQUEST FOR ANALYSIS

ALL SHADED AREAS MUST BE COMPLETED BY THE CLIENT/SAMPLER. INSTRUCTIONS ON THE BACK.

Analytical Laboratory Services, Inc.
Environmental • Industrial Hygiene • Fluid Services
34 Dogwood Lane • Middletown, PA 17057 • 717.944.5541 • Fax: 717.944.1430

Co. Name: R.E.P.S.G., Inc.
 Contact (Report to): M Kuczyński
 Address: 6901 Kingcrossing Ave.
Phila. PA 19142
 Phone: 215-729-3220
 PO#: SAME

Project Name#: Calvert City ALSI Quote #:
 TAT: Normal-Standard TAT is 10-12 business days.
 Rush-Subject to ALSI approval and surcharges.
 Approved By: M Kuczyński @ rpsg.com

Sample Description/Location (as it will appear on the lab report)	COC Comments	Sample Date	Military Time	G or C	Matrix	Enter Number of Containers Per Analysis
1 Duplicate - 001		11/17	-	MG		2
2 Field Blank		11/17	12:00	DZ		2
3 Trip Blank		11/18	11:00	DZ		2
4	* date changed to date and time received.	11/18	2:00			2
5						
6						
7						
8						

Bill to (if different than Report to): SAME

LOGGED BY (Signature): [Signature] Date: 11/19/00

REVIEWED BY (Signature): [Signature] Date: 11/20/00

SAMPLED BY (Please Print):	Relinquished By / Company Name	Date	Time	Received By / Company Name	Date	Time
<u>J. C. Cook</u>	<u>[Signature]</u>	11/18	12:00	<u>RON HOOPER</u>	11/18	12:00
	<u>RON HOOPER</u>	11/18	18:00	<u>VM</u>	11/18	18:00
	<u>VM</u>	11/18	20:00	<u>[Signature]</u>	11/18	20:00

COO Criteria Required? EQS

DATA DELIVERABLES: Standard CLP-like NJ-Reduced NJ-Full Other EQS

SWHA Forms: MD NJ NY PA Other

ALSIFIELD SERVICES: Pickup Labor Composite Sampling Rental Equipment Other

Receipt Information: Correct containers? Correct sample volume? Received on ice? COC Labels complete/accurate? Container in good condition?



Certificate of Analysis

Project Name: **MDE STANDARDS - WATER**
Purchase Order: **2664**

Workorder: **9765243**
Workorder ID: **Calvert Citgo/5977.130**

Mr. Mark Kuczynski
REPSG
6901 Kingsessing Ave., Ste 201
PO Box 5377
Philadelphia, PA 19142

December 3, 2008

Dear Mr. Kuczynski,

Enclosed are the analytical results for samples received by the laboratory on Tuesday, November 25, 2008

ALSI is a National Environmental Laboratory Accreditation Conference (NELAC) accredited laboratory and as such, certifies that all applicable test results meet the requirements of NELAC.

If you have any questions regarding this certificate of analysis, please contact Anna Milliken (Project Coordinator) or Anna G Milliken (Laboratory Manager) at (717) 944-5541.

Please visit us at www.analyticallab.com for a listing of ALSI's NELAC accreditations and Scope of Work, as well as other links to Water Quality documentation on the internet.

This laboratory report may not be reproduced, except in full, without the written approval of ALSI.

NOTE: ALSI has changed the report generation tool and while we have tried to retain the existing format, you will notice some changes in the laboratory report. Please feel free to contact ALSI in case you have any questions.

Analytical Laboratory Services, Inc.

This page is included as part of the Analytical Report and must be retained as a permanent record thereof.


Anna G Milliken
Laboratory Manager



SAMPLE SUMMARY

Workorder: 9765243 Calvert Citgo/5977.130

Discard Date: 12/17/2008

Lab ID	Sample ID	Matrix	Date Collected	Date Received	Collected By
9765243001	DW-001_2008112408_N	Water	11/24/08 11:30	11/25/08 19:45	Adam Chorney
9765243002	DW-002_2008112408_N	Water	11/24/08 09:10	11/25/08 19:45	Adam Chorney
9765243003	DW-003_2008112408_N	Water	11/24/08 11:05	11/25/08 19:45	Adam Chorney
9765243004	DW-004_2008112408_N	Water	11/24/08 08:35	11/25/08 19:45	Adam Chorney
9765243005	DW-005_2008112408_N	Water	11/24/08 09:00	11/25/08 19:45	Adam Chorney
9765243006	DW-006_2008112408_N	Water	11/24/08 09:52	11/25/08 19:45	Adam Chorney
9765243007	DW-007_2008112408_N	Water	11/24/08 09:25	11/25/08 19:45	Adam Chorney

Workorder Comments:

Notes

- Samples collected by ALSI personnel are done so in accordance with the procedures set forth in the ALSI Field Sampling Plan (20 - Field Services Sampling Plan).
- All Waste Water analyses comply with methodology requirements of 40 CFR Part 136.
- All Drinking Water analyses comply with methodology requirements of 40 CFR Part 141.
- Unless otherwise noted, all quantitative results for soils are reported on a dry weight basis.
- The Chain of Custody document is included as part of this report.

Standard Acronyms/Flags

- J, B Indicates an estimated value between the Method Detection Limit (MDL) and the Practical Quantitation Limit (PQL) for the analyte
- U Indicates that the analyte was Not Detected (ND)
- MDL Method Detection Limit
- PQL Practical Quantitation Limit
- RDL Reporting Detection Limit
- ND Not Detected - indicates that the analyte was Not Detected at the RDL
- Cntr Analysis was performed using this container
- RegLmt Regulatory Limit
- LCS Laboratory Control Sample
- MS Matrix Spike
- MSD Matrix Spike Duplicate
- DUP Sample Duplicate
- %Rec Percent Recovery
- RPD Relative Percent Difference



ANALYTICAL RESULTS

Workorder: 9765243 Calvert Citgo/5977.130

Lab ID: **9765243001**

Date Collected: 11/24/2008 11:30

Matrix: Water

Sample ID: **DW-001_2008112408_N**

Date Received: 11/25/2008 19:45

Parameters	Results	Units	Footnotes	RDL	MDL	Method	Prepared By	Analyzed	By	Cntr
VOLATILE ORGANICS										
Acetone	ND	ug/L		5.0	2.3	EPA 524.2		11/28/08 14:58	MES	A
Acrylonitrile	ND	ug/L		2.5	0.40	EPA 524.2		11/28/08 14:58	MES	A
tert-Amyl methyl ether	ND	ug/L		0.50	0.20	EPA 524.2		11/28/08 14:58	MES	A
tert-Amyl Alcohol	ND	ug/L		4.0	2.0	EPA 524.2		11/28/08 14:58	MES	A
tert-Amyl Ethylether	ND	ug/L		0.50	0.20	EPA 524.2		11/28/08 14:58	MES	A
Benzene	ND	ug/L		0.50	0.10	EPA 524.2		11/28/08 14:58	MES	A
Bromobenzene	ND	ug/L		0.50	0.20	EPA 524.2		11/28/08 14:58	MES	A
Bromochloromethane	ND	ug/L		0.50	0.20	EPA 524.2		11/28/08 14:58	MES	A
Bromodichloromethane	ND	ug/L		0.50	0.20	EPA 524.2		11/28/08 14:58	MES	A
Bromoform	ND	ug/L		0.50	0.10	EPA 524.2		11/28/08 14:58	MES	A
Bromomethane	ND	ug/L		0.50	0.30	EPA 524.2		11/28/08 14:58	MES	A
2-Butanone	ND	ug/L		2.5	1.0	EPA 524.2		11/28/08 14:58	MES	A
tert.- Butyl Alcohol	ND	ug/L		4.0	1.7	EPA 524.2		11/28/08 14:58	MES	A
n-Butylbenzene	ND	ug/L		0.50	0.10	EPA 524.2		11/28/08 14:58	MES	A
tert-Butylbenzene	ND	ug/L		0.50	0.20	EPA 524.2		11/28/08 14:58	MES	A
sec-Butylbenzene	ND	ug/L		0.50	0.10	EPA 524.2		11/28/08 14:58	MES	A
Carbon Disulfide	ND	ug/L		0.50	0.20	EPA 524.2		11/28/08 14:58	MES	A
Carbon Tetrachloride	ND	ug/L		0.50	0.20	EPA 524.2		11/28/08 14:58	MES	A
Chloroacetonitrile	ND	ug/L		2.5	1.0	EPA 524.2		11/28/08 14:58	MES	A
Chlorobenzene	ND	ug/L		0.50	0.10	EPA 524.2		11/28/08 14:58	MES	A
1-Chlorobutane	ND	ug/L		1.0	0.50	EPA 524.2		11/28/08 14:58	MES	A
Chlorodibromomethane	ND	ug/L		0.50	0.20	EPA 524.2		11/28/08 14:58	MES	A
Chloroethane	ND	ug/L		0.50	0.10	EPA 524.2		11/28/08 14:58	MES	A
Chloroform	1.0	ug/L		0.50	0.10	EPA 524.2		11/28/08 14:58	MES	A
Chloromethane	ND	ug/L		0.50	0.10	EPA 524.2		11/28/08 14:58	MES	A
3-Chloro-1-propene	ND	ug/L		0.50	0.30	EPA 524.2		11/28/08 14:58	MES	A
o-Chlorotoluene	ND	ug/L		0.50	0.20	EPA 524.2		11/28/08 14:58	MES	A
p-Chlorotoluene	ND	ug/L		0.50	0.20	EPA 524.2		11/28/08 14:58	MES	A
1,2-Dibromo-3-chloropropane	ND	ug/L		0.50	0.20	EPA 524.2		11/28/08 14:58	MES	A
1,2-Dibromoethane	ND	ug/L		0.50	0.20	EPA 524.2		11/28/08 14:58	MES	A
Dibromomethane	ND	ug/L		0.50	0.30	EPA 524.2		11/28/08 14:58	MES	A
trans-1,4-Dichloro-2-butene	ND	ug/L		1.0	0.40	EPA 524.2		11/28/08 14:58	MES	A
1,1-Dichloro-2-Propanone	ND	ug/L		4.0	1.6	EPA 524.2		11/28/08 14:58	MES	A
1,2-Dichlorobenzene	ND	ug/L		0.50	0.20	EPA 524.2		11/28/08 14:58	MES	A
1,3-Dichlorobenzene	ND	ug/L		0.50	0.20	EPA 524.2		11/28/08 14:58	MES	A
1,4-Dichlorobenzene	ND	ug/L		0.50	0.20	EPA 524.2		11/28/08 14:58	MES	A
Dichlorodifluoromethane	ND	ug/L		0.50	0.20	EPA 524.2		11/28/08 14:58	MES	A
1,1-Dichloroethane	ND	ug/L		0.50	0.20	EPA 524.2		11/28/08 14:58	MES	A
1,2-Dichloroethane	ND	ug/L		0.50	0.20	EPA 524.2		11/28/08 14:58	MES	A
1,1-Dichloroethene	ND	ug/L		0.50	0.20	EPA 524.2		11/28/08 14:58	MES	A
cis-1,2-Dichloroethene	ND	ug/L		0.50	0.30	EPA 524.2		11/28/08 14:58	MES	A
trans-1,2-Dichloroethene	ND	ug/L		0.50	0.20	EPA 524.2		11/28/08 14:58	MES	A
Dichlorofluoromethane	ND	ug/L		0.50	0.20	EPA 524.2		11/28/08 14:58	MES	A
1,3-Dichloropropane	ND	ug/L		0.50	0.10	EPA 524.2		11/28/08 14:58	MES	A
2,2-Dichloropropane	ND	ug/L		0.50	0.20	EPA 524.2		11/28/08 14:58	MES	A



ANALYTICAL RESULTS

Workorder: 9765243 Calvert Citgo/5977.130

Lab ID: **9765243001** Date Collected: 11/24/2008 11:30 Matrix: Water
Sample ID: **DW-001_2008112408_N** Date Received: 11/25/2008 19:45

Parameters	Results	Units	Footnotes	RDL	MDL	Method	Prepared By	Analyzed	By	Cntr
1,2-Dichloropropane	ND	ug/L		0.50	0.20	EPA 524.2		11/28/08 14:58	MES	A
1,1-Dichloropropene	ND	ug/L		0.50	0.20	EPA 524.2		11/28/08 14:58	MES	A
cis-1,3-Dichloropropene	ND	ug/L		0.50	0.10	EPA 524.2		11/28/08 14:58	MES	A
trans-1,3-Dichloropropene	ND	ug/L		0.50	0.20	EPA 524.2		11/28/08 14:58	MES	A
1,3-Dichloropropene, Total	ND	ug/L		1.0	0.30	EPA 524.2		11/28/08 14:58	MES	A
Diisopropyl ether	1.9	ug/L		0.50	0.10	EPA 524.2		11/28/08 14:58	MES	A
1,4-Dioxane	ND	ug/L		4.0	1.6	EPA 524.2		11/28/08 14:58	MES	A
Ethyl Ether	ND	ug/L		0.50	0.20	EPA 524.2		11/28/08 14:58	MES	A
Ethyl Methacrylate	ND	ug/L		0.50	0.10	EPA 524.2		11/28/08 14:58	MES	A
Ethyl tert-butyl ether	ND	ug/L		0.50	0.10	EPA 524.2		11/28/08 14:58	MES	A
Ethylbenzene	ND	ug/L		0.50	0.10	EPA 524.2		11/28/08 14:58	MES	A
Hexachlorobutadiene	ND	ug/L		0.50	0.20	EPA 524.2		11/28/08 14:58	MES	A
Hexachloroethane	ND	ug/L		3.0	1.4	EPA 524.2		11/28/08 14:58	MES	A
Hexane	ND	ug/L		0.50	0.20	EPA 524.2		11/28/08 14:58	MES	A
2-Hexanone	ND	ug/L		2.5	0.30	EPA 524.2		11/28/08 14:58	MES	A
Iodomethane	ND	ug/L		0.50	0.30	EPA 524.2		11/28/08 14:58	MES	A
Isopropyl Alcohol	ND	ug/L		25.0	11.0	EPA 524.2		11/28/08 14:58	MES	A
Isopropylbenzene	ND	ug/L		0.50	0.10	EPA 524.2		11/28/08 14:58	MES	A
p-Isopropyltoluene	ND	ug/L		0.50	0.10	EPA 524.2		11/28/08 14:58	MES	A
Methacrylonitrile	ND	ug/L		1.0	0.30	EPA 524.2		11/28/08 14:58	MES	A
Methyl methacrylate	ND	ug/L		0.50	0.20	EPA 524.2		11/28/08 14:58	MES	A
Methyl acrylate	ND	ug/L		1.0	0.30	EPA 524.2		11/28/08 14:58	MES	A
Methyl t-Butyl Ether	18.1	ug/L		0.50	0.20	EPA 524.2		11/28/08 14:58	MES	A
4-Methyl-2-Pentanone(MIBK)	ND	ug/L		2.5	0.50	EPA 524.2		11/28/08 14:58	MES	A
Methylene Chloride	ND	ug/L		0.50	0.30	EPA 524.2		11/28/08 14:58	MES	A
Naphthalene	ND	ug/L		0.50	0.20	EPA 524.2		11/28/08 14:58	MES	A
Nitrobenzene	ND	ug/L		5.0	2.0	EPA 524.2		11/28/08 14:58	MES	A
2-Nitropropane	ND	ug/L		3.0	1.4	EPA 524.2		11/28/08 14:58	MES	A
Pentachloroethane	ND	ug/L		0.50	0.20	EPA 524.2		11/28/08 14:58	MES	A
Propionitrile	ND	ug/L		2.5	0.60	EPA 524.2		11/28/08 14:58	MES	A
n-Propylbenzene	ND	ug/L		0.50	0.10	EPA 524.2		11/28/08 14:58	MES	A
Styrene	ND	ug/L		0.50	0.20	EPA 524.2		11/28/08 14:58	MES	A
1,1,1,2-Tetrachloroethane	ND	ug/L		0.50	0.20	EPA 524.2		11/28/08 14:58	MES	A
1,1,2,2-Tetrachloroethane	ND	ug/L		0.50	0.10	EPA 524.2		11/28/08 14:58	MES	A
Tetrachloroethene	ND	ug/L		0.50	0.20	EPA 524.2		11/28/08 14:58	MES	A
Tetrahydrofuran	ND	ug/L		3.0	1.3	EPA 524.2		11/28/08 14:58	MES	A
Toluene	ND	ug/L		0.50	0.10	EPA 524.2		11/28/08 14:58	MES	A
Total Xylenes	ND	ug/L		1.5	0.30	EPA 524.2		11/28/08 14:58	MES	A
1,2,3-Trichlorobenzene	ND	ug/L		0.50	0.20	EPA 524.2		11/28/08 14:58	MES	A
1,2,4-Trichlorobenzene	ND	ug/L		0.50	0.20	EPA 524.2		11/28/08 14:58	MES	A
1,1,1-Trichloroethane	ND	ug/L		0.50	0.20	EPA 524.2		11/28/08 14:58	MES	A
1,1,2-Trichloroethane	ND	ug/L		0.50	0.10	EPA 524.2		11/28/08 14:58	MES	A
Trichloroethene	ND	ug/L		0.50	0.10	EPA 524.2		11/28/08 14:58	MES	A
Trichlorofluoromethane	ND	ug/L		0.50	0.10	EPA 524.2		11/28/08 14:58	MES	A
1,2,3-Trichloropropane	ND	ug/L		0.50	0.20	EPA 524.2		11/28/08 14:58	MES	A
1,2,4-Trimethylbenzene	ND	ug/L		0.50	0.10	EPA 524.2		11/28/08 14:58	MES	A



ANALYTICAL RESULTS

Workorder: 9765243 Calvert Citgo/5977.130

Lab ID: **9765243001**

Date Collected: 11/24/2008 11:30

Matrix: Water

Sample ID: **DW-001_2008112408_N**

Date Received: 11/25/2008 19:45

Parameters	Results	Units	Footnotes	RDL	MDL	Method	Prepared By	Analyzed	By	Cntr
1,3,5-Trimethylbenzene	ND	ug/L		0.50	0.10	EPA 524.2		11/28/08 14:58	MES	A
Vinyl Acetate	ND	ug/L		0.50	0.20	EPA 524.2		11/28/08 14:58	MES	A
Vinyl Chloride	ND	ug/L		0.50	0.20	EPA 524.2		11/28/08 14:58	MES	A
o-Xylene	ND	ug/L		0.50	0.10	EPA 524.2		11/28/08 14:58	MES	A
mp-Xylene	ND	ug/L		1.0	0.20	EPA 524.2		11/28/08 14:58	MES	A
<i>Surrogate Recoveries</i>	<i>Results</i>	<i>Units</i>	<i>Footnotes</i>	<i>Limits</i>		<i>Method</i>	<i>Prepared By</i>	<i>Analyzed</i>	<i>By</i>	<i>Cntr</i>
1,2-Dichlorobenzene-d4 (S)	92.7	%		70-130		EPA 524.2		11/28/08 14:58	MES	A
4-Bromofluorobenzene (S)	84.2	%		70-130		EPA 524.2		11/28/08 14:58	MES	A

Sample Comments:


Anna G Milliken
Laboratory Manager



ANALYTICAL RESULTS

Workorder: 9765243 Calvert Citgo/5977.130

Lab ID: **9765243002**

Date Collected: 11/24/2008 09:10

Matrix: Water

Sample ID: **DW-002_2008112408_N**

Date Received: 11/25/2008 19:45

Parameters	Results	Units	Footnotes	RDL	MDL	Method	Prepared By	Analyzed	By	Cntr
VOLATILE ORGANICS										
Acetone	ND	ug/L		5.0	2.3	EPA 524.2		11/28/08 15:24	MES	A
Acrylonitrile	ND	ug/L		2.5	0.40	EPA 524.2		11/28/08 15:24	MES	A
tert-Amyl methyl ether	ND	ug/L		0.50	0.20	EPA 524.2		11/28/08 15:24	MES	A
tert-Amyl Alcohol	ND	ug/L		4.0	2.0	EPA 524.2		11/28/08 15:24	MES	A
tert-Amyl Ethylether	ND	ug/L		0.50	0.20	EPA 524.2		11/28/08 15:24	MES	A
Benzene	ND	ug/L		0.50	0.10	EPA 524.2		11/28/08 15:24	MES	A
Bromobenzene	ND	ug/L		0.50	0.20	EPA 524.2		11/28/08 15:24	MES	A
Bromochloromethane	ND	ug/L		0.50	0.20	EPA 524.2		11/28/08 15:24	MES	A
Bromodichloromethane	ND	ug/L		0.50	0.20	EPA 524.2		11/28/08 15:24	MES	A
Bromoform	ND	ug/L		0.50	0.10	EPA 524.2		11/28/08 15:24	MES	A
Bromomethane	ND	ug/L		0.50	0.30	EPA 524.2		11/28/08 15:24	MES	A
2-Butanone	ND	ug/L		2.5	1.0	EPA 524.2		11/28/08 15:24	MES	A
tert.- Butyl Alcohol	ND	ug/L		4.0	1.7	EPA 524.2		11/28/08 15:24	MES	A
n-Butylbenzene	ND	ug/L		0.50	0.10	EPA 524.2		11/28/08 15:24	MES	A
tert-Butylbenzene	ND	ug/L		0.50	0.20	EPA 524.2		11/28/08 15:24	MES	A
sec-Butylbenzene	ND	ug/L		0.50	0.10	EPA 524.2		11/28/08 15:24	MES	A
Carbon Disulfide	ND	ug/L		0.50	0.20	EPA 524.2		11/28/08 15:24	MES	A
Carbon Tetrachloride	ND	ug/L		0.50	0.20	EPA 524.2		11/28/08 15:24	MES	A
Chloroacetonitrile	ND	ug/L		2.5	1.0	EPA 524.2		11/28/08 15:24	MES	A
Chlorobenzene	ND	ug/L		0.50	0.10	EPA 524.2		11/28/08 15:24	MES	A
1-Chlorobutane	ND	ug/L		1.0	0.50	EPA 524.2		11/28/08 15:24	MES	A
Chlorodibromomethane	ND	ug/L		0.50	0.20	EPA 524.2		11/28/08 15:24	MES	A
Chloroethane	ND	ug/L		0.50	0.10	EPA 524.2		11/28/08 15:24	MES	A
Chloroform	ND	ug/L		0.50	0.10	EPA 524.2		11/28/08 15:24	MES	A
Chloromethane	ND	ug/L		0.50	0.10	EPA 524.2		11/28/08 15:24	MES	A
3-Chloro-1-propene	ND	ug/L		0.50	0.30	EPA 524.2		11/28/08 15:24	MES	A
o-Chlorotoluene	ND	ug/L		0.50	0.20	EPA 524.2		11/28/08 15:24	MES	A
p-Chlorotoluene	ND	ug/L		0.50	0.20	EPA 524.2		11/28/08 15:24	MES	A
1,2-Dibromo-3-chloropropane	ND	ug/L		0.50	0.20	EPA 524.2		11/28/08 15:24	MES	A
1,2-Dibromoethane	ND	ug/L		0.50	0.20	EPA 524.2		11/28/08 15:24	MES	A
Dibromomethane	ND	ug/L		0.50	0.30	EPA 524.2		11/28/08 15:24	MES	A
trans-1,4-Dichloro-2-butene	ND	ug/L		1.0	0.40	EPA 524.2		11/28/08 15:24	MES	A
1,1-Dichloro-2-Propanone	ND	ug/L		4.0	1.6	EPA 524.2		11/28/08 15:24	MES	A
1,2-Dichlorobenzene	ND	ug/L		0.50	0.20	EPA 524.2		11/28/08 15:24	MES	A
1,3-Dichlorobenzene	ND	ug/L		0.50	0.20	EPA 524.2		11/28/08 15:24	MES	A
1,4-Dichlorobenzene	ND	ug/L		0.50	0.20	EPA 524.2		11/28/08 15:24	MES	A
Dichlorodifluoromethane	ND	ug/L		0.50	0.20	EPA 524.2		11/28/08 15:24	MES	A
1,1-Dichloroethane	ND	ug/L		0.50	0.20	EPA 524.2		11/28/08 15:24	MES	A
1,2-Dichloroethane	ND	ug/L		0.50	0.20	EPA 524.2		11/28/08 15:24	MES	A
1,1-Dichloroethene	ND	ug/L		0.50	0.20	EPA 524.2		11/28/08 15:24	MES	A
cis-1,2-Dichloroethene	ND	ug/L		0.50	0.30	EPA 524.2		11/28/08 15:24	MES	A
trans-1,2-Dichloroethene	ND	ug/L		0.50	0.20	EPA 524.2		11/28/08 15:24	MES	A
Dichlorofluoromethane	ND	ug/L		0.50	0.20	EPA 524.2		11/28/08 15:24	MES	A
1,3-Dichloropropane	ND	ug/L		0.50	0.10	EPA 524.2		11/28/08 15:24	MES	A
2,2-Dichloropropane	ND	ug/L		0.50	0.20	EPA 524.2		11/28/08 15:24	MES	A



ANALYTICAL RESULTS

Workorder: 9765243 Calvert Citgo/5977.130

Lab ID: **9765243002**

Date Collected: 11/24/2008 09:10

Matrix: Water

Sample ID: **DW-002_2008112408_N**

Date Received: 11/25/2008 19:45

Parameters	Results	Units	Footnotes	RDL	MDL	Method	Prepared By	Analyzed	By	Cntr
1,2-Dichloropropane	ND	ug/L		0.50	0.20	EPA 524.2		11/28/08 15:24	MES	A
1,1-Dichloropropene	ND	ug/L		0.50	0.20	EPA 524.2		11/28/08 15:24	MES	A
cis-1,3-Dichloropropene	ND	ug/L		0.50	0.10	EPA 524.2		11/28/08 15:24	MES	A
trans-1,3-Dichloropropene	ND	ug/L		0.50	0.20	EPA 524.2		11/28/08 15:24	MES	A
1,3-Dichloropropene, Total	ND	ug/L		1.0	0.30	EPA 524.2		11/28/08 15:24	MES	A
Diisopropyl ether	ND	ug/L		0.50	0.10	EPA 524.2		11/28/08 15:24	MES	A
1,4-Dioxane	ND	ug/L		4.0	1.6	EPA 524.2		11/28/08 15:24	MES	A
Ethyl Ether	0.27J	ug/L		0.50	0.20	EPA 524.2		11/28/08 15:24	MES	A
Ethyl Methacrylate	ND	ug/L		0.50	0.10	EPA 524.2		11/28/08 15:24	MES	A
Ethyl tert-butyl ether	ND	ug/L		0.50	0.10	EPA 524.2		11/28/08 15:24	MES	A
Ethylbenzene	ND	ug/L		0.50	0.10	EPA 524.2		11/28/08 15:24	MES	A
Hexachlorobutadiene	ND	ug/L		0.50	0.20	EPA 524.2		11/28/08 15:24	MES	A
Hexachloroethane	ND	ug/L		3.0	1.4	EPA 524.2		11/28/08 15:24	MES	A
Hexane	ND	ug/L		0.50	0.20	EPA 524.2		11/28/08 15:24	MES	A
2-Hexanone	ND	ug/L		2.5	0.30	EPA 524.2		11/28/08 15:24	MES	A
Iodomethane	ND	ug/L		0.50	0.30	EPA 524.2		11/28/08 15:24	MES	A
Isopropyl Alcohol	ND	ug/L		25.0	11.0	EPA 524.2		11/28/08 15:24	MES	A
Isopropylbenzene	ND	ug/L		0.50	0.10	EPA 524.2		11/28/08 15:24	MES	A
p-Isopropyltoluene	ND	ug/L		0.50	0.10	EPA 524.2		11/28/08 15:24	MES	A
Methacrylonitrile	ND	ug/L		1.0	0.30	EPA 524.2		11/28/08 15:24	MES	A
Methyl methacrylate	ND	ug/L		0.50	0.20	EPA 524.2		11/28/08 15:24	MES	A
Methyl acrylate	ND	ug/L		1.0	0.30	EPA 524.2		11/28/08 15:24	MES	A
Methyl t-Butyl Ether	ND	ug/L		0.50	0.20	EPA 524.2		11/28/08 15:24	MES	A
4-Methyl-2-Pentanone(MIBK)	ND	ug/L		2.5	0.50	EPA 524.2		11/28/08 15:24	MES	A
Methylene Chloride	ND	ug/L		0.50	0.30	EPA 524.2		11/28/08 15:24	MES	A
Naphthalene	ND	ug/L		0.50	0.20	EPA 524.2		11/28/08 15:24	MES	A
Nitrobenzene	ND	ug/L		5.0	2.0	EPA 524.2		11/28/08 15:24	MES	A
2-Nitropropane	ND	ug/L		3.0	1.4	EPA 524.2		11/28/08 15:24	MES	A
Pentachloroethane	ND	ug/L		0.50	0.20	EPA 524.2		11/28/08 15:24	MES	A
Propionitrile	ND	ug/L		2.5	0.60	EPA 524.2		11/28/08 15:24	MES	A
n-Propylbenzene	ND	ug/L		0.50	0.10	EPA 524.2		11/28/08 15:24	MES	A
Styrene	ND	ug/L		0.50	0.20	EPA 524.2		11/28/08 15:24	MES	A
1,1,1,2-Tetrachloroethane	ND	ug/L		0.50	0.20	EPA 524.2		11/28/08 15:24	MES	A
1,1,2,2-Tetrachloroethane	ND	ug/L		0.50	0.10	EPA 524.2		11/28/08 15:24	MES	A
Tetrachloroethene	ND	ug/L		0.50	0.20	EPA 524.2		11/28/08 15:24	MES	A
Tetrahydrofuran	ND	ug/L		3.0	1.3	EPA 524.2		11/28/08 15:24	MES	A
Toluene	ND	ug/L		0.50	0.10	EPA 524.2		11/28/08 15:24	MES	A
Total Xylenes	ND	ug/L		1.5	0.30	EPA 524.2		11/28/08 15:24	MES	A
1,2,3-Trichlorobenzene	ND	ug/L		0.50	0.20	EPA 524.2		11/28/08 15:24	MES	A
1,2,4-Trichlorobenzene	ND	ug/L		0.50	0.20	EPA 524.2		11/28/08 15:24	MES	A
1,1,1-Trichloroethane	ND	ug/L		0.50	0.20	EPA 524.2		11/28/08 15:24	MES	A
1,1,2-Trichloroethane	ND	ug/L		0.50	0.10	EPA 524.2		11/28/08 15:24	MES	A
Trichloroethene	ND	ug/L		0.50	0.10	EPA 524.2		11/28/08 15:24	MES	A
Trichlorofluoromethane	ND	ug/L		0.50	0.10	EPA 524.2		11/28/08 15:24	MES	A
1,2,3-Trichloropropane	ND	ug/L		0.50	0.20	EPA 524.2		11/28/08 15:24	MES	A
1,2,4-Trimethylbenzene	ND	ug/L		0.50	0.10	EPA 524.2		11/28/08 15:24	MES	A



ANALYTICAL RESULTS

Workorder: 9765243 Calvert Citgo/5977.130

Lab ID: 9765243002

Date Collected: 11/24/2008 09:10

Matrix: Water

Sample ID: DW-002_2008112408_N

Date Received: 11/25/2008 19:45

Parameters	Results	Units	Footnotes	RDL	MDL	Method	Prepared By	Analyzed	By	Cntr
1,3,5-Trimethylbenzene	ND	ug/L		0.50	0.10	EPA 524.2		11/28/08 15:24	MES	A
Vinyl Acetate	ND	ug/L		0.50	0.20	EPA 524.2		11/28/08 15:24	MES	A
Vinyl Chloride	ND	ug/L		0.50	0.20	EPA 524.2		11/28/08 15:24	MES	A
o-Xylene	ND	ug/L		0.50	0.10	EPA 524.2		11/28/08 15:24	MES	A
mp-Xylene	ND	ug/L		1.0	0.20	EPA 524.2		11/28/08 15:24	MES	A
<i>Surrogate Recoveries</i>	<i>Results</i>	<i>Units</i>	<i>Footnotes</i>	<i>Limits</i>		<i>Method</i>	<i>Prepared By</i>	<i>Analyzed</i>	<i>By</i>	<i>Cntr</i>
1,2-Dichlorobenzene-d4 (S)	88.7	%		70-130		EPA 524.2		11/28/08 15:24	MES	A
4-Bromofluorobenzene (S)	80.3	%		70-130		EPA 524.2		11/28/08 15:24	MES	A

Sample Comments:


Anna G Milliken
Laboratory Manager



ANALYTICAL RESULTS

Workorder: 9765243 Calvert Citgo/5977.130

Lab ID: **9765243003**

Date Collected: 11/24/2008 11:05

Matrix: Water

Sample ID: **DW-003_2008112408_N**

Date Received: 11/25/2008 19:45

Parameters	Results	Units	Footnotes	RDL	MDL	Method	Prepared By	Analyzed	By	Cntr
VOLATILE ORGANICS										
Acetone	ND	ug/L		5.0	2.3	EPA 524.2		11/28/08 15:50	MES	A
Acrylonitrile	ND	ug/L		2.5	0.40	EPA 524.2		11/28/08 15:50	MES	A
tert-Amyl methyl ether	ND	ug/L		0.50	0.20	EPA 524.2		11/28/08 15:50	MES	A
tert-Amyl Alcohol	ND	ug/L		4.0	2.0	EPA 524.2		11/28/08 15:50	MES	A
tert-Amyl Ethylether	ND	ug/L		0.50	0.20	EPA 524.2		11/28/08 15:50	MES	A
Benzene	ND	ug/L		0.50	0.10	EPA 524.2		11/28/08 15:50	MES	A
Bromobenzene	ND	ug/L		0.50	0.20	EPA 524.2		11/28/08 15:50	MES	A
Bromochloromethane	ND	ug/L		0.50	0.20	EPA 524.2		11/28/08 15:50	MES	A
Bromodichloromethane	ND	ug/L		0.50	0.20	EPA 524.2		11/28/08 15:50	MES	A
Bromoform	ND	ug/L		0.50	0.10	EPA 524.2		11/28/08 15:50	MES	A
Bromomethane	ND	ug/L		0.50	0.30	EPA 524.2		11/28/08 15:50	MES	A
2-Butanone	ND	ug/L		2.5	1.0	EPA 524.2		11/28/08 15:50	MES	A
tert.- Butyl Alcohol	ND	ug/L		4.0	1.7	EPA 524.2		11/28/08 15:50	MES	A
n-Butylbenzene	ND	ug/L		0.50	0.10	EPA 524.2		11/28/08 15:50	MES	A
tert-Butylbenzene	ND	ug/L		0.50	0.20	EPA 524.2		11/28/08 15:50	MES	A
sec-Butylbenzene	ND	ug/L		0.50	0.10	EPA 524.2		11/28/08 15:50	MES	A
Carbon Disulfide	ND	ug/L		0.50	0.20	EPA 524.2		11/28/08 15:50	MES	A
Carbon Tetrachloride	ND	ug/L		0.50	0.20	EPA 524.2		11/28/08 15:50	MES	A
Chloroacetonitrile	ND	ug/L		2.5	1.0	EPA 524.2		11/28/08 15:50	MES	A
Chlorobenzene	ND	ug/L		0.50	0.10	EPA 524.2		11/28/08 15:50	MES	A
1-Chlorobutane	ND	ug/L		1.0	0.50	EPA 524.2		11/28/08 15:50	MES	A
Chlorodibromomethane	ND	ug/L		0.50	0.20	EPA 524.2		11/28/08 15:50	MES	A
Chloroethane	ND	ug/L		0.50	0.10	EPA 524.2		11/28/08 15:50	MES	A
Chloroform	ND	ug/L		0.50	0.10	EPA 524.2		11/28/08 15:50	MES	A
Chloromethane	ND	ug/L		0.50	0.10	EPA 524.2		11/28/08 15:50	MES	A
3-Chloro-1-propene	ND	ug/L		0.50	0.30	EPA 524.2		11/28/08 15:50	MES	A
o-Chlorotoluene	ND	ug/L		0.50	0.20	EPA 524.2		11/28/08 15:50	MES	A
p-Chlorotoluene	ND	ug/L		0.50	0.20	EPA 524.2		11/28/08 15:50	MES	A
1,2-Dibromo-3-chloropropane	ND	ug/L		0.50	0.20	EPA 524.2		11/28/08 15:50	MES	A
1,2-Dibromoethane	ND	ug/L		0.50	0.20	EPA 524.2		11/28/08 15:50	MES	A
Dibromomethane	ND	ug/L		0.50	0.30	EPA 524.2		11/28/08 15:50	MES	A
trans-1,4-Dichloro-2-butene	ND	ug/L		1.0	0.40	EPA 524.2		11/28/08 15:50	MES	A
1,1-Dichloro-2-Propanone	ND	ug/L		4.0	1.6	EPA 524.2		11/28/08 15:50	MES	A
1,2-Dichlorobenzene	ND	ug/L		0.50	0.20	EPA 524.2		11/28/08 15:50	MES	A
1,3-Dichlorobenzene	ND	ug/L		0.50	0.20	EPA 524.2		11/28/08 15:50	MES	A
1,4-Dichlorobenzene	ND	ug/L		0.50	0.20	EPA 524.2		11/28/08 15:50	MES	A
Dichlorodifluoromethane	ND	ug/L		0.50	0.20	EPA 524.2		11/28/08 15:50	MES	A
1,1-Dichloroethane	ND	ug/L		0.50	0.20	EPA 524.2		11/28/08 15:50	MES	A
1,2-Dichloroethane	ND	ug/L		0.50	0.20	EPA 524.2		11/28/08 15:50	MES	A
1,1-Dichloroethene	ND	ug/L		0.50	0.20	EPA 524.2		11/28/08 15:50	MES	A
cis-1,2-Dichloroethene	ND	ug/L		0.50	0.30	EPA 524.2		11/28/08 15:50	MES	A
trans-1,2-Dichloroethene	ND	ug/L		0.50	0.20	EPA 524.2		11/28/08 15:50	MES	A
Dichlorofluoromethane	ND	ug/L		0.50	0.20	EPA 524.2		11/28/08 15:50	MES	A
1,3-Dichloropropane	ND	ug/L		0.50	0.10	EPA 524.2		11/28/08 15:50	MES	A
2,2-Dichloropropane	ND	ug/L		0.50	0.20	EPA 524.2		11/28/08 15:50	MES	A



ANALYTICAL RESULTS

Workorder: 9765243 Calvert Citgo/5977.130

Lab ID: **9765243003**

Date Collected: 11/24/2008 11:05

Matrix: Water

Sample ID: **DW-003_2008112408_N**

Date Received: 11/25/2008 19:45

Parameters	Results	Units	Footnotes	RDL	MDL	Method	Prepared By	Analyzed	By	Cntr
1,2-Dichloropropane	ND	ug/L		0.50	0.20	EPA 524.2		11/28/08 15:50	MES	A
1,1-Dichloropropene	ND	ug/L		0.50	0.20	EPA 524.2		11/28/08 15:50	MES	A
cis-1,3-Dichloropropene	ND	ug/L		0.50	0.10	EPA 524.2		11/28/08 15:50	MES	A
trans-1,3-Dichloropropene	ND	ug/L		0.50	0.20	EPA 524.2		11/28/08 15:50	MES	A
1,3-Dichloropropene, Total	ND	ug/L		1.0	0.30	EPA 524.2		11/28/08 15:50	MES	A
Diisopropyl ether	0.25J	ug/L		0.50	0.10	EPA 524.2		11/28/08 15:50	MES	A
1,4-Dioxane	ND	ug/L		4.0	1.6	EPA 524.2		11/28/08 15:50	MES	A
Ethyl Ether	ND	ug/L		0.50	0.20	EPA 524.2		11/28/08 15:50	MES	A
Ethyl Methacrylate	ND	ug/L		0.50	0.10	EPA 524.2		11/28/08 15:50	MES	A
Ethyl tert-butyl ether	ND	ug/L		0.50	0.10	EPA 524.2		11/28/08 15:50	MES	A
Ethylbenzene	ND	ug/L		0.50	0.10	EPA 524.2		11/28/08 15:50	MES	A
Hexachlorobutadiene	ND	ug/L		0.50	0.20	EPA 524.2		11/28/08 15:50	MES	A
Hexachloroethane	ND	ug/L		3.0	1.4	EPA 524.2		11/28/08 15:50	MES	A
Hexane	ND	ug/L		0.50	0.20	EPA 524.2		11/28/08 15:50	MES	A
2-Hexanone	ND	ug/L		2.5	0.30	EPA 524.2		11/28/08 15:50	MES	A
Iodomethane	ND	ug/L		0.50	0.30	EPA 524.2		11/28/08 15:50	MES	A
Isopropyl Alcohol	ND	ug/L		25.0	11.0	EPA 524.2		11/28/08 15:50	MES	A
Isopropylbenzene	ND	ug/L		0.50	0.10	EPA 524.2		11/28/08 15:50	MES	A
p-Isopropyltoluene	ND	ug/L		0.50	0.10	EPA 524.2		11/28/08 15:50	MES	A
Methacrylonitrile	ND	ug/L		1.0	0.30	EPA 524.2		11/28/08 15:50	MES	A
Methyl methacrylate	ND	ug/L		0.50	0.20	EPA 524.2		11/28/08 15:50	MES	A
Methyl acrylate	ND	ug/L		1.0	0.30	EPA 524.2		11/28/08 15:50	MES	A
Methyl t-Butyl Ether	0.49J	ug/L		0.50	0.20	EPA 524.2		11/28/08 15:50	MES	A
4-Methyl-2-Pentanone(MIBK)	ND	ug/L		2.5	0.50	EPA 524.2		11/28/08 15:50	MES	A
Methylene Chloride	ND	ug/L		0.50	0.30	EPA 524.2		11/28/08 15:50	MES	A
Naphthalene	ND	ug/L		0.50	0.20	EPA 524.2		11/28/08 15:50	MES	A
Nitrobenzene	ND	ug/L		5.0	2.0	EPA 524.2		11/28/08 15:50	MES	A
2-Nitropropane	ND	ug/L		3.0	1.4	EPA 524.2		11/28/08 15:50	MES	A
Pentachloroethane	ND	ug/L		0.50	0.20	EPA 524.2		11/28/08 15:50	MES	A
Propionitrile	ND	ug/L		2.5	0.60	EPA 524.2		11/28/08 15:50	MES	A
n-Propylbenzene	ND	ug/L		0.50	0.10	EPA 524.2		11/28/08 15:50	MES	A
Styrene	ND	ug/L		0.50	0.20	EPA 524.2		11/28/08 15:50	MES	A
1,1,1,2-Tetrachloroethane	ND	ug/L		0.50	0.20	EPA 524.2		11/28/08 15:50	MES	A
1,1,2,2-Tetrachloroethane	ND	ug/L		0.50	0.10	EPA 524.2		11/28/08 15:50	MES	A
Tetrachloroethene	ND	ug/L		0.50	0.20	EPA 524.2		11/28/08 15:50	MES	A
Tetrahydrofuran	ND	ug/L		3.0	1.3	EPA 524.2		11/28/08 15:50	MES	A
Toluene	ND	ug/L		0.50	0.10	EPA 524.2		11/28/08 15:50	MES	A
Total Xylenes	ND	ug/L		1.5	0.30	EPA 524.2		11/28/08 15:50	MES	A
1,2,3-Trichlorobenzene	ND	ug/L		0.50	0.20	EPA 524.2		11/28/08 15:50	MES	A
1,2,4-Trichlorobenzene	ND	ug/L		0.50	0.20	EPA 524.2		11/28/08 15:50	MES	A
1,1,1-Trichloroethane	ND	ug/L		0.50	0.20	EPA 524.2		11/28/08 15:50	MES	A
1,1,2-Trichloroethane	ND	ug/L		0.50	0.10	EPA 524.2		11/28/08 15:50	MES	A
Trichloroethene	ND	ug/L		0.50	0.10	EPA 524.2		11/28/08 15:50	MES	A
Trichlorofluoromethane	ND	ug/L		0.50	0.10	EPA 524.2		11/28/08 15:50	MES	A
1,2,3-Trichloropropane	ND	ug/L		0.50	0.20	EPA 524.2		11/28/08 15:50	MES	A
1,2,4-Trimethylbenzene	ND	ug/L		0.50	0.10	EPA 524.2		11/28/08 15:50	MES	A



ANALYTICAL RESULTS

Workorder: 9765243 Calvert Citgo/5977.130

Lab ID: **9765243003**
Sample ID: **DW-003_2008112408_N**

Date Collected: 11/24/2008 11:05
Date Received: 11/25/2008 19:45

Matrix: Water

Parameters	Results	Units	Footnotes	RDL	MDL	Method	Prepared By	Analyzed	By	Cntr
1,3,5-Trimethylbenzene	ND	ug/L		0.50	0.10	EPA 524.2		11/28/08 15:50	MES	A
Vinyl Acetate	ND	ug/L		0.50	0.20	EPA 524.2		11/28/08 15:50	MES	A
Vinyl Chloride	ND	ug/L		0.50	0.20	EPA 524.2		11/28/08 15:50	MES	A
o-Xylene	ND	ug/L		0.50	0.10	EPA 524.2		11/28/08 15:50	MES	A
mp-Xylene	ND	ug/L		1.0	0.20	EPA 524.2		11/28/08 15:50	MES	A
<i>Surrogate Recoveries</i>	<i>Results</i>	<i>Units</i>	<i>Footnotes</i>	<i>Limits</i>		<i>Method</i>	<i>Prepared By</i>	<i>Analyzed</i>	<i>By</i>	<i>Cntr</i>
1,2-Dichlorobenzene-d4 (S)	89.6	%		70-130		EPA 524.2		11/28/08 15:50	MES	A
4-Bromofluorobenzene (S)	82.2	%		70-130		EPA 524.2		11/28/08 15:50	MES	A

Sample Comments:


Anna G Milliken
Laboratory Manager



ANALYTICAL RESULTS

Workorder: 9765243 Calvert Citgo/5977.130

Lab ID: **9765243004**

Date Collected: 11/24/2008 08:35

Matrix: Water

Sample ID: **DW-004_2008112408_N**

Date Received: 11/25/2008 19:45

Parameters	Results	Units	Footnotes	RDL	MDL	Method	Prepared By	Analyzed	By	Cntr
VOLATILE ORGANICS										
Acetone	ND	ug/L		5.0	2.3	EPA 524.2		11/28/08 16:16	MES	A
Acrylonitrile	ND	ug/L		2.5	0.40	EPA 524.2		11/28/08 16:16	MES	A
tert-Amyl methyl ether	0.79	ug/L		0.50	0.20	EPA 524.2		11/28/08 16:16	MES	A
tert-Amyl Alcohol	56.3	ug/L		4.0	2.0	EPA 524.2		11/28/08 16:16	MES	A
tert-Amyl Ethylether	ND	ug/L		0.50	0.20	EPA 524.2		11/28/08 16:16	MES	A
Benzene	ND	ug/L		0.50	0.10	EPA 524.2		11/28/08 16:16	MES	A
Bromobenzene	ND	ug/L		0.50	0.20	EPA 524.2		11/28/08 16:16	MES	A
Bromochloromethane	ND	ug/L		0.50	0.20	EPA 524.2		11/28/08 16:16	MES	A
Bromodichloromethane	ND	ug/L		0.50	0.20	EPA 524.2		11/28/08 16:16	MES	A
Bromoform	ND	ug/L		0.50	0.10	EPA 524.2		11/28/08 16:16	MES	A
Bromomethane	ND	ug/L		0.50	0.30	EPA 524.2		11/28/08 16:16	MES	A
2-Butanone	ND	ug/L		2.5	1.0	EPA 524.2		11/28/08 16:16	MES	A
tert.- Butyl Alcohol	1500	ug/L		80.0	34.0	EPA 524.2		12/3/08 06:32	MES	B
n-Butylbenzene	ND	ug/L		0.50	0.10	EPA 524.2		11/28/08 16:16	MES	A
tert-Butylbenzene	ND	ug/L		0.50	0.20	EPA 524.2		11/28/08 16:16	MES	A
sec-Butylbenzene	ND	ug/L		0.50	0.10	EPA 524.2		11/28/08 16:16	MES	A
Carbon Disulfide	ND	ug/L		0.50	0.20	EPA 524.2		11/28/08 16:16	MES	A
Carbon Tetrachloride	ND	ug/L		0.50	0.20	EPA 524.2		11/28/08 16:16	MES	A
Chloroacetonitrile	ND	ug/L		2.5	1.0	EPA 524.2		11/28/08 16:16	MES	A
Chlorobenzene	ND	ug/L		0.50	0.10	EPA 524.2		11/28/08 16:16	MES	A
1-Chlorobutane	ND	ug/L		1.0	0.50	EPA 524.2		11/28/08 16:16	MES	A
Chlorodibromomethane	ND	ug/L		0.50	0.20	EPA 524.2		11/28/08 16:16	MES	A
Chloroethane	ND	ug/L		0.50	0.10	EPA 524.2		11/28/08 16:16	MES	A
Chloroform	ND	ug/L		0.50	0.10	EPA 524.2		11/28/08 16:16	MES	A
Chloromethane	ND	ug/L		0.50	0.10	EPA 524.2		11/28/08 16:16	MES	A
3-Chloro-1-propene	ND	ug/L		0.50	0.30	EPA 524.2		11/28/08 16:16	MES	A
o-Chlorotoluene	ND	ug/L		0.50	0.20	EPA 524.2		11/28/08 16:16	MES	A
p-Chlorotoluene	ND	ug/L		0.50	0.20	EPA 524.2		11/28/08 16:16	MES	A
1,2-Dibromo-3-chloropropane	ND	ug/L		0.50	0.20	EPA 524.2		11/28/08 16:16	MES	A
1,2-Dibromoethane	ND	ug/L		0.50	0.20	EPA 524.2		11/28/08 16:16	MES	A
Dibromomethane	ND	ug/L		0.50	0.30	EPA 524.2		11/28/08 16:16	MES	A
trans-1,4-Dichloro-2-butene	ND	ug/L		1.0	0.40	EPA 524.2		11/28/08 16:16	MES	A
1,1-Dichloro-2-Propanone	ND	ug/L		4.0	1.6	EPA 524.2		11/28/08 16:16	MES	A
1,2-Dichlorobenzene	ND	ug/L		0.50	0.20	EPA 524.2		11/28/08 16:16	MES	A
1,3-Dichlorobenzene	0.34J	ug/L		0.50	0.20	EPA 524.2		11/28/08 16:16	MES	A
1,4-Dichlorobenzene	0.23J	ug/L		0.50	0.20	EPA 524.2		11/28/08 16:16	MES	A
Dichlorodifluoromethane	ND	ug/L		0.50	0.20	EPA 524.2		11/28/08 16:16	MES	A
1,1-Dichloroethane	ND	ug/L		0.50	0.20	EPA 524.2		11/28/08 16:16	MES	A
1,2-Dichloroethane	5.5	ug/L		0.50	0.20	EPA 524.2		11/28/08 16:16	MES	A
1,1-Dichloroethene	ND	ug/L		0.50	0.20	EPA 524.2		11/28/08 16:16	MES	A
cis-1,2-Dichloroethene	ND	ug/L		0.50	0.30	EPA 524.2		11/28/08 16:16	MES	A
trans-1,2-Dichloroethene	ND	ug/L		0.50	0.20	EPA 524.2		11/28/08 16:16	MES	A
Dichlorofluoromethane	ND	ug/L		0.50	0.20	EPA 524.2		11/28/08 16:16	MES	A
1,3-Dichloropropane	ND	ug/L		0.50	0.10	EPA 524.2		11/28/08 16:16	MES	A
2,2-Dichloropropane	ND	ug/L		0.50	0.20	EPA 524.2		11/28/08 16:16	MES	A



ANALYTICAL RESULTS

Workorder: 9765243 Calvert Citgo/5977.130

Lab ID: **9765243004** Date Collected: 11/24/2008 08:35 Matrix: Water
Sample ID: **DW-004_2008112408_N** Date Received: 11/25/2008 19:45

Parameters	Results	Units	Footnotes	RDL	MDL	Method	Prepared By	Analyzed	By	Cntr
1,2-Dichloropropane	ND	ug/L		0.50	0.20	EPA 524.2		11/28/08 16:16	MES	A
1,1-Dichloropropene	ND	ug/L		0.50	0.20	EPA 524.2		11/28/08 16:16	MES	A
cis-1,3-Dichloropropene	ND	ug/L		0.50	0.10	EPA 524.2		11/28/08 16:16	MES	A
trans-1,3-Dichloropropene	ND	ug/L		0.50	0.20	EPA 524.2		11/28/08 16:16	MES	A
1,3-Dichloropropene, Total	ND	ug/L		1.0	0.30	EPA 524.2		11/28/08 16:16	MES	A
Diisopropyl ether	3.8	ug/L		0.50	0.10	EPA 524.2		11/28/08 16:16	MES	A
1,4-Dioxane	ND	ug/L		4.0	1.6	EPA 524.2		11/28/08 16:16	MES	A
Ethyl Ether	ND	ug/L		0.50	0.20	EPA 524.2		11/28/08 16:16	MES	A
Ethyl Methacrylate	ND	ug/L		0.50	0.10	EPA 524.2		11/28/08 16:16	MES	A
Ethyl tert-butyl ether	ND	ug/L		0.50	0.10	EPA 524.2		11/28/08 16:16	MES	A
Ethylbenzene	ND	ug/L		0.50	0.10	EPA 524.2		11/28/08 16:16	MES	A
Hexachlorobutadiene	ND	ug/L		0.50	0.20	EPA 524.2		11/28/08 16:16	MES	A
Hexachloroethane	ND	ug/L		3.0	1.4	EPA 524.2		11/28/08 16:16	MES	A
Hexane	ND	ug/L		0.50	0.20	EPA 524.2		11/28/08 16:16	MES	A
2-Hexanone	ND	ug/L		2.5	0.30	EPA 524.2		11/28/08 16:16	MES	A
Iodomethane	ND	ug/L		0.50	0.30	EPA 524.2		11/28/08 16:16	MES	A
Isopropyl Alcohol	ND	ug/L		25.0	11.0	EPA 524.2		11/28/08 16:16	MES	A
Isopropylbenzene	ND	ug/L		0.50	0.10	EPA 524.2		11/28/08 16:16	MES	A
p-Isopropyltoluene	ND	ug/L		0.50	0.10	EPA 524.2		11/28/08 16:16	MES	A
Methacrylonitrile	ND	ug/L		1.0	0.30	EPA 524.2		11/28/08 16:16	MES	A
Methyl methacrylate	ND	ug/L		0.50	0.20	EPA 524.2		11/28/08 16:16	MES	A
Methyl acrylate	ND	ug/L		1.0	0.30	EPA 524.2		11/28/08 16:16	MES	A
Methyl t-Butyl Ether	216	ug/L		10.0	4.0	EPA 524.2		12/3/08 06:32	MES	B
4-Methyl-2-Pentanone(MIBK)	ND	ug/L		2.5	0.50	EPA 524.2		11/28/08 16:16	MES	A
Methylene Chloride	ND	ug/L		0.50	0.30	EPA 524.2		11/28/08 16:16	MES	A
Naphthalene	ND	ug/L		0.50	0.20	EPA 524.2		11/28/08 16:16	MES	A
Nitrobenzene	ND	ug/L		5.0	2.0	EPA 524.2		11/28/08 16:16	MES	A
2-Nitropropane	ND	ug/L		3.0	1.4	EPA 524.2		11/28/08 16:16	MES	A
Pentachloroethane	ND	ug/L		0.50	0.20	EPA 524.2		11/28/08 16:16	MES	A
Propionitrile	ND	ug/L		2.5	0.60	EPA 524.2		11/28/08 16:16	MES	A
n-Propylbenzene	ND	ug/L		0.50	0.10	EPA 524.2		11/28/08 16:16	MES	A
Styrene	ND	ug/L		0.50	0.20	EPA 524.2		11/28/08 16:16	MES	A
1,1,1,2-Tetrachloroethane	ND	ug/L		0.50	0.20	EPA 524.2		11/28/08 16:16	MES	A
1,1,2,2-Tetrachloroethane	ND	ug/L		0.50	0.10	EPA 524.2		11/28/08 16:16	MES	A
Tetrachloroethene	ND	ug/L		0.50	0.20	EPA 524.2		11/28/08 16:16	MES	A
Tetrahydrofuran	ND	ug/L		3.0	1.3	EPA 524.2		11/28/08 16:16	MES	A
Toluene	ND	ug/L		0.50	0.10	EPA 524.2		11/28/08 16:16	MES	A
Total Xylenes	ND	ug/L		1.5	0.30	EPA 524.2		11/28/08 16:16	MES	A
1,2,3-Trichlorobenzene	ND	ug/L		0.50	0.20	EPA 524.2		11/28/08 16:16	MES	A
1,2,4-Trichlorobenzene	ND	ug/L		0.50	0.20	EPA 524.2		11/28/08 16:16	MES	A
1,1,1-Trichloroethane	ND	ug/L		0.50	0.20	EPA 524.2		11/28/08 16:16	MES	A
1,1,2-Trichloroethane	ND	ug/L		0.50	0.10	EPA 524.2		11/28/08 16:16	MES	A
Trichloroethene	ND	ug/L		0.50	0.10	EPA 524.2		11/28/08 16:16	MES	A
Trichlorofluoromethane	ND	ug/L		0.50	0.10	EPA 524.2		11/28/08 16:16	MES	A
1,2,3-Trichloropropane	ND	ug/L		0.50	0.20	EPA 524.2		11/28/08 16:16	MES	A
1,2,4-Trimethylbenzene	ND	ug/L		0.50	0.10	EPA 524.2		11/28/08 16:16	MES	A



ANALYTICAL RESULTS

Workorder: 9765243 Calvert Citgo/5977.130

Lab ID: **9765243004**

Date Collected: 11/24/2008 08:35

Matrix: Water

Sample ID: **DW-004_2008112408_N**

Date Received: 11/25/2008 19:45

Parameters	Results	Units	Footnotes	RDL	MDL	Method	Prepared By	Analyzed	By	Cntr
1,3,5-Trimethylbenzene	ND	ug/L		0.50	0.10	EPA 524.2		11/28/08 16:16	MES	A
Vinyl Acetate	ND	ug/L		0.50	0.20	EPA 524.2		11/28/08 16:16	MES	A
Vinyl Chloride	ND	ug/L		0.50	0.20	EPA 524.2		11/28/08 16:16	MES	A
o-Xylene	ND	ug/L		0.50	0.10	EPA 524.2		11/28/08 16:16	MES	A
mp-Xylene	ND	ug/L		1.0	0.20	EPA 524.2		11/28/08 16:16	MES	A
<i>Surrogate Recoveries</i>	<i>Results</i>	<i>Units</i>	<i>Footnotes</i>	<i>Limits</i>		<i>Method</i>	<i>Prepared By</i>	<i>Analyzed</i>	<i>By</i>	<i>Cntr</i>
1,2-Dichlorobenzene-d4 (S)	89.9	%		70-130		EPA 524.2		11/28/08 16:16	MES	A
4-Bromofluorobenzene (S)	80.4	%		70-130		EPA 524.2		11/28/08 16:16	MES	A
1,2-Dichlorobenzene-d4 (S)	79.6	%		70-130		EPA 524.2		12/3/08 06:32	MES	B
4-Bromofluorobenzene (S)	78.1	%		70-130		EPA 524.2		12/3/08 06:32	MES	B

Sample Comments:


Anna G Milliken
Laboratory Manager



ANALYTICAL RESULTS

Workorder: 9765243 Calvert Citgo/5977.130

Lab ID: **9765243005** Date Collected: 11/24/2008 09:00 Matrix: Water
Sample ID: **DW-005_2008112408_N** Date Received: 11/25/2008 19:45

Parameters	Results	Units	Footnotes	RDL	MDL	Method	Prepared By	Analyzed	By	Cntr
VOLATILE ORGANICS										
Acetone	ND	ug/L		5.0	2.3	EPA 524.2		11/28/08 16:43	MES	A
Acrylonitrile	ND	ug/L		2.5	0.40	EPA 524.2		11/28/08 16:43	MES	A
tert-Amyl methyl ether	1.8	ug/L		0.50	0.20	EPA 524.2		11/28/08 16:43	MES	A
tert-Amyl Alcohol	35.9	ug/L		4.0	2.0	EPA 524.2		11/28/08 16:43	MES	A
tert-Amyl Ethylether	ND	ug/L		0.50	0.20	EPA 524.2		11/28/08 16:43	MES	A
Benzene	ND	ug/L		0.50	0.10	EPA 524.2		11/28/08 16:43	MES	A
Bromobenzene	ND	ug/L		0.50	0.20	EPA 524.2		11/28/08 16:43	MES	A
Bromochloromethane	ND	ug/L		0.50	0.20	EPA 524.2		11/28/08 16:43	MES	A
Bromodichloromethane	ND	ug/L		0.50	0.20	EPA 524.2		11/28/08 16:43	MES	A
Bromoform	ND	ug/L		0.50	0.10	EPA 524.2		11/28/08 16:43	MES	A
Bromomethane	ND	ug/L		0.50	0.30	EPA 524.2		11/28/08 16:43	MES	A
2-Butanone	ND	ug/L		2.5	1.0	EPA 524.2		11/28/08 16:43	MES	A
tert.- Butyl Alcohol	554	ug/L		80.0	34.0	EPA 524.2		12/3/08 06:06	MES	B
n-Butylbenzene	ND	ug/L		0.50	0.10	EPA 524.2		11/28/08 16:43	MES	A
tert-Butylbenzene	ND	ug/L		0.50	0.20	EPA 524.2		11/28/08 16:43	MES	A
sec-Butylbenzene	ND	ug/L		0.50	0.10	EPA 524.2		11/28/08 16:43	MES	A
Carbon Disulfide	ND	ug/L		0.50	0.20	EPA 524.2		11/28/08 16:43	MES	A
Carbon Tetrachloride	ND	ug/L		0.50	0.20	EPA 524.2		11/28/08 16:43	MES	A
Chloroacetonitrile	ND	ug/L		2.5	1.0	EPA 524.2		11/28/08 16:43	MES	A
Chlorobenzene	ND	ug/L		0.50	0.10	EPA 524.2		11/28/08 16:43	MES	A
1-Chlorobutane	ND	ug/L		1.0	0.50	EPA 524.2		11/28/08 16:43	MES	A
Chlorodibromomethane	ND	ug/L		0.50	0.20	EPA 524.2		11/28/08 16:43	MES	A
Chloroethane	ND	ug/L		0.50	0.10	EPA 524.2		11/28/08 16:43	MES	A
Chloroform	ND	ug/L		0.50	0.10	EPA 524.2		11/28/08 16:43	MES	A
Chloromethane	ND	ug/L		0.50	0.10	EPA 524.2		11/28/08 16:43	MES	A
3-Chloro-1-propene	ND	ug/L		0.50	0.30	EPA 524.2		11/28/08 16:43	MES	A
o-Chlorotoluene	ND	ug/L		0.50	0.20	EPA 524.2		11/28/08 16:43	MES	A
p-Chlorotoluene	ND	ug/L		0.50	0.20	EPA 524.2		11/28/08 16:43	MES	A
1,2-Dibromo-3-chloropropane	ND	ug/L		0.50	0.20	EPA 524.2		11/28/08 16:43	MES	A
1,2-Dibromoethane	ND	ug/L		0.50	0.20	EPA 524.2		11/28/08 16:43	MES	A
Dibromomethane	ND	ug/L		0.50	0.30	EPA 524.2		11/28/08 16:43	MES	A
trans-1,4-Dichloro-2-butene	ND	ug/L		1.0	0.40	EPA 524.2		11/28/08 16:43	MES	A
1,1-Dichloro-2-Propanone	ND	ug/L		4.0	1.6	EPA 524.2		11/28/08 16:43	MES	A
1,2-Dichlorobenzene	ND	ug/L		0.50	0.20	EPA 524.2		11/28/08 16:43	MES	A
1,3-Dichlorobenzene	ND	ug/L		0.50	0.20	EPA 524.2		11/28/08 16:43	MES	A
1,4-Dichlorobenzene	0.23J	ug/L		0.50	0.20	EPA 524.2		11/28/08 16:43	MES	A
Dichlorodifluoromethane	ND	ug/L		0.50	0.20	EPA 524.2		11/28/08 16:43	MES	A
1,1-Dichloroethane	ND	ug/L		0.50	0.20	EPA 524.2		11/28/08 16:43	MES	A
1,2-Dichloroethane	3.6	ug/L		0.50	0.20	EPA 524.2		11/28/08 16:43	MES	A
1,1-Dichloroethene	ND	ug/L		0.50	0.20	EPA 524.2		11/28/08 16:43	MES	A
cis-1,2-Dichloroethene	ND	ug/L		0.50	0.30	EPA 524.2		11/28/08 16:43	MES	A
trans-1,2-Dichloroethene	ND	ug/L		0.50	0.20	EPA 524.2		11/28/08 16:43	MES	A
Dichlorofluoromethane	ND	ug/L		0.50	0.20	EPA 524.2		11/28/08 16:43	MES	A
1,3-Dichloropropane	ND	ug/L		0.50	0.10	EPA 524.2		11/28/08 16:43	MES	A
2,2-Dichloropropane	ND	ug/L		0.50	0.20	EPA 524.2		11/28/08 16:43	MES	A



ANALYTICAL RESULTS

Workorder: 9765243 Calvert Citgo/5977.130

Lab ID: **9765243005**

Date Collected: 11/24/2008 09:00

Matrix: Water

Sample ID: **DW-005_2008112408_N**

Date Received: 11/25/2008 19:45

Parameters	Results	Units	Footnotes	RDL	MDL	Method	Prepared By	Analyzed	By	Cntr
1,2-Dichloropropane	ND	ug/L		0.50	0.20	EPA 524.2		11/28/08 16:43	MES	A
1,1-Dichloropropene	ND	ug/L		0.50	0.20	EPA 524.2		11/28/08 16:43	MES	A
cis-1,3-Dichloropropene	ND	ug/L		0.50	0.10	EPA 524.2		11/28/08 16:43	MES	A
trans-1,3-Dichloropropene	ND	ug/L		0.50	0.20	EPA 524.2		11/28/08 16:43	MES	A
1,3-Dichloropropene, Total	ND	ug/L		1.0	0.30	EPA 524.2		11/28/08 16:43	MES	A
Diisopropyl ether	3.5	ug/L		0.50	0.10	EPA 524.2		11/28/08 16:43	MES	A
1,4-Dioxane	ND	ug/L		4.0	1.6	EPA 524.2		11/28/08 16:43	MES	A
Ethyl Ether	0.26J	ug/L		0.50	0.20	EPA 524.2		11/28/08 16:43	MES	A
Ethyl Methacrylate	ND	ug/L		0.50	0.10	EPA 524.2		11/28/08 16:43	MES	A
Ethyl tert-butyl ether	ND	ug/L		0.50	0.10	EPA 524.2		11/28/08 16:43	MES	A
Ethylbenzene	ND	ug/L		0.50	0.10	EPA 524.2		11/28/08 16:43	MES	A
Hexachlorobutadiene	ND	ug/L		0.50	0.20	EPA 524.2		11/28/08 16:43	MES	A
Hexachloroethane	ND	ug/L		3.0	1.4	EPA 524.2		11/28/08 16:43	MES	A
Hexane	ND	ug/L		0.50	0.20	EPA 524.2		11/28/08 16:43	MES	A
2-Hexanone	ND	ug/L		2.5	0.30	EPA 524.2		11/28/08 16:43	MES	A
Iodomethane	ND	ug/L		0.50	0.30	EPA 524.2		11/28/08 16:43	MES	A
Isopropyl Alcohol	ND	ug/L		25.0	11.0	EPA 524.2		11/28/08 16:43	MES	A
Isopropylbenzene	ND	ug/L		0.50	0.10	EPA 524.2		11/28/08 16:43	MES	A
p-Isopropyltoluene	ND	ug/L		0.50	0.10	EPA 524.2		11/28/08 16:43	MES	A
Methacrylonitrile	ND	ug/L		1.0	0.30	EPA 524.2		11/28/08 16:43	MES	A
Methyl methacrylate	ND	ug/L		0.50	0.20	EPA 524.2		11/28/08 16:43	MES	A
Methyl acrylate	ND	ug/L		1.0	0.30	EPA 524.2		11/28/08 16:43	MES	A
Methyl t-Butyl Ether	277	ug/L		10.0	4.0	EPA 524.2		12/3/08 06:06	MES	B
4-Methyl-2-Pentanone(MIBK)	ND	ug/L		2.5	0.50	EPA 524.2		11/28/08 16:43	MES	A
Methylene Chloride	ND	ug/L		0.50	0.30	EPA 524.2		11/28/08 16:43	MES	A
Naphthalene	ND	ug/L		0.50	0.20	EPA 524.2		11/28/08 16:43	MES	A
Nitrobenzene	ND	ug/L		5.0	2.0	EPA 524.2		11/28/08 16:43	MES	A
2-Nitropropane	ND	ug/L		3.0	1.4	EPA 524.2		11/28/08 16:43	MES	A
Pentachloroethane	ND	ug/L		0.50	0.20	EPA 524.2		11/28/08 16:43	MES	A
Propionitrile	ND	ug/L		2.5	0.60	EPA 524.2		11/28/08 16:43	MES	A
n-Propylbenzene	ND	ug/L		0.50	0.10	EPA 524.2		11/28/08 16:43	MES	A
Styrene	ND	ug/L		0.50	0.20	EPA 524.2		11/28/08 16:43	MES	A
1,1,1,2-Tetrachloroethane	ND	ug/L		0.50	0.20	EPA 524.2		11/28/08 16:43	MES	A
1,1,2,2-Tetrachloroethane	ND	ug/L		0.50	0.10	EPA 524.2		11/28/08 16:43	MES	A
Tetrachloroethene	ND	ug/L		0.50	0.20	EPA 524.2		11/28/08 16:43	MES	A
Tetrahydrofuran	ND	ug/L		3.0	1.3	EPA 524.2		11/28/08 16:43	MES	A
Toluene	ND	ug/L		0.50	0.10	EPA 524.2		11/28/08 16:43	MES	A
Total Xylenes	ND	ug/L		1.5	0.30	EPA 524.2		11/28/08 16:43	MES	A
1,2,3-Trichlorobenzene	ND	ug/L		0.50	0.20	EPA 524.2		11/28/08 16:43	MES	A
1,2,4-Trichlorobenzene	ND	ug/L		0.50	0.20	EPA 524.2		11/28/08 16:43	MES	A
1,1,1-Trichloroethane	ND	ug/L		0.50	0.20	EPA 524.2		11/28/08 16:43	MES	A
1,1,2-Trichloroethane	ND	ug/L		0.50	0.10	EPA 524.2		11/28/08 16:43	MES	A
Trichloroethene	ND	ug/L		0.50	0.10	EPA 524.2		11/28/08 16:43	MES	A
Trichlorofluoromethane	ND	ug/L		0.50	0.10	EPA 524.2		11/28/08 16:43	MES	A
1,2,3-Trichloropropane	ND	ug/L		0.50	0.20	EPA 524.2		11/28/08 16:43	MES	A
1,2,4-Trimethylbenzene	ND	ug/L		0.50	0.10	EPA 524.2		11/28/08 16:43	MES	A



ANALYTICAL RESULTS

Workorder: 9765243 Calvert Citgo/5977.130

Lab ID: 9765243005

Date Collected: 11/24/2008 09:00

Matrix: Water

Sample ID: DW-005_2008112408_N

Date Received: 11/25/2008 19:45

Parameters	Results	Units	Footnotes	RDL	MDL	Method	Prepared By	Analyzed	By	Cntr
1,3,5-Trimethylbenzene	ND	ug/L		0.50	0.10	EPA 524.2		11/28/08 16:43	MES	A
Vinyl Acetate	ND	ug/L		0.50	0.20	EPA 524.2		11/28/08 16:43	MES	A
Vinyl Chloride	ND	ug/L		0.50	0.20	EPA 524.2		11/28/08 16:43	MES	A
o-Xylene	ND	ug/L		0.50	0.10	EPA 524.2		11/28/08 16:43	MES	A
mp-Xylene	ND	ug/L		1.0	0.20	EPA 524.2		11/28/08 16:43	MES	A
<i>Surrogate Recoveries</i>	<i>Results</i>	<i>Units</i>	<i>Footnotes</i>	<i>Limits</i>		<i>Method</i>	<i>Prepared By</i>	<i>Analyzed</i>	<i>By</i>	<i>Cntr</i>
1,2-Dichlorobenzene-d4 (S)	89.7	%		70-130		EPA 524.2		11/28/08 16:43	MES	A
4-Bromofluorobenzene (S)	82.1	%		70-130		EPA 524.2		11/28/08 16:43	MES	A
1,2-Dichlorobenzene-d4 (S)	83.2	%		70-130		EPA 524.2		12/3/08 06:06	MES	B
4-Bromofluorobenzene (S)	80.7	%		70-130		EPA 524.2		12/3/08 06:06	MES	B

Sample Comments:


Anna G Milliken
Laboratory Manager



ANALYTICAL RESULTS

Workorder: 9765243 Calvert Citgo/5977.130

Lab ID: **9765243006**

Date Collected: 11/24/2008 09:52

Matrix: Water

Sample ID: **DW-006_2008112408_N**

Date Received: 11/25/2008 19:45

Parameters	Results	Units	Footnotes	RDL	MDL	Method	Prepared By	Analyzed	By	Cntr
VOLATILE ORGANICS										
Acetone	ND	ug/L		5.0	2.3	EPA 524.2		11/28/08 17:09	MES	A
Acrylonitrile	ND	ug/L		2.5	0.40	EPA 524.2		11/28/08 17:09	MES	A
tert-Amyl methyl ether	ND	ug/L		0.50	0.20	EPA 524.2		11/28/08 17:09	MES	A
tert-Amyl Alcohol	ND	ug/L		4.0	2.0	EPA 524.2		11/28/08 17:09	MES	A
tert-Amyl Ethylether	ND	ug/L		0.50	0.20	EPA 524.2		11/28/08 17:09	MES	A
Benzene	ND	ug/L		0.50	0.10	EPA 524.2		11/28/08 17:09	MES	A
Bromobenzene	ND	ug/L		0.50	0.20	EPA 524.2		11/28/08 17:09	MES	A
Bromochloromethane	ND	ug/L		0.50	0.20	EPA 524.2		11/28/08 17:09	MES	A
Bromodichloromethane	ND	ug/L		0.50	0.20	EPA 524.2		11/28/08 17:09	MES	A
Bromoform	ND	ug/L		0.50	0.10	EPA 524.2		11/28/08 17:09	MES	A
Bromomethane	ND	ug/L		0.50	0.30	EPA 524.2		11/28/08 17:09	MES	A
2-Butanone	ND	ug/L		2.5	1.0	EPA 524.2		11/28/08 17:09	MES	A
tert.- Butyl Alcohol	ND	ug/L		4.0	1.7	EPA 524.2		11/28/08 17:09	MES	A
n-Butylbenzene	ND	ug/L		0.50	0.10	EPA 524.2		11/28/08 17:09	MES	A
tert-Butylbenzene	ND	ug/L		0.50	0.20	EPA 524.2		11/28/08 17:09	MES	A
sec-Butylbenzene	ND	ug/L		0.50	0.10	EPA 524.2		11/28/08 17:09	MES	A
Carbon Disulfide	ND	ug/L		0.50	0.20	EPA 524.2		11/28/08 17:09	MES	A
Carbon Tetrachloride	ND	ug/L		0.50	0.20	EPA 524.2		11/28/08 17:09	MES	A
Chloroacetonitrile	ND	ug/L		2.5	1.0	EPA 524.2		11/28/08 17:09	MES	A
Chlorobenzene	ND	ug/L		0.50	0.10	EPA 524.2		11/28/08 17:09	MES	A
1-Chlorobutane	ND	ug/L		1.0	0.50	EPA 524.2		11/28/08 17:09	MES	A
Chlorodibromomethane	ND	ug/L		0.50	0.20	EPA 524.2		11/28/08 17:09	MES	A
Chloroethane	ND	ug/L		0.50	0.10	EPA 524.2		11/28/08 17:09	MES	A
Chloroform	ND	ug/L		0.50	0.10	EPA 524.2		11/28/08 17:09	MES	A
Chloromethane	ND	ug/L		0.50	0.10	EPA 524.2		11/28/08 17:09	MES	A
3-Chloro-1-propene	ND	ug/L		0.50	0.30	EPA 524.2		11/28/08 17:09	MES	A
o-Chlorotoluene	ND	ug/L		0.50	0.20	EPA 524.2		11/28/08 17:09	MES	A
p-Chlorotoluene	ND	ug/L		0.50	0.20	EPA 524.2		11/28/08 17:09	MES	A
1,2-Dibromo-3-chloropropane	ND	ug/L		0.50	0.20	EPA 524.2		11/28/08 17:09	MES	A
1,2-Dibromoethane	ND	ug/L		0.50	0.20	EPA 524.2		11/28/08 17:09	MES	A
Dibromomethane	ND	ug/L		0.50	0.30	EPA 524.2		11/28/08 17:09	MES	A
trans-1,4-Dichloro-2-butene	ND	ug/L		1.0	0.40	EPA 524.2		11/28/08 17:09	MES	A
1,1-Dichloro-2-Propanone	ND	ug/L		4.0	1.6	EPA 524.2		11/28/08 17:09	MES	A
1,2-Dichlorobenzene	ND	ug/L		0.50	0.20	EPA 524.2		11/28/08 17:09	MES	A
1,3-Dichlorobenzene	ND	ug/L		0.50	0.20	EPA 524.2		11/28/08 17:09	MES	A
1,4-Dichlorobenzene	ND	ug/L		0.50	0.20	EPA 524.2		11/28/08 17:09	MES	A
Dichlorodifluoromethane	ND	ug/L		0.50	0.20	EPA 524.2		11/28/08 17:09	MES	A
1,1-Dichloroethane	ND	ug/L		0.50	0.20	EPA 524.2		11/28/08 17:09	MES	A
1,2-Dichloroethane	ND	ug/L		0.50	0.20	EPA 524.2		11/28/08 17:09	MES	A
1,1-Dichloroethene	ND	ug/L		0.50	0.20	EPA 524.2		11/28/08 17:09	MES	A
cis-1,2-Dichloroethene	ND	ug/L		0.50	0.30	EPA 524.2		11/28/08 17:09	MES	A
trans-1,2-Dichloroethene	ND	ug/L		0.50	0.20	EPA 524.2		11/28/08 17:09	MES	A
Dichlorofluoromethane	ND	ug/L		0.50	0.20	EPA 524.2		11/28/08 17:09	MES	A
1,3-Dichloropropane	ND	ug/L		0.50	0.10	EPA 524.2		11/28/08 17:09	MES	A
2,2-Dichloropropane	ND	ug/L		0.50	0.20	EPA 524.2		11/28/08 17:09	MES	A



ANALYTICAL RESULTS

Workorder: 9765243 Calvert Citgo/5977.130

Lab ID: **9765243006** Date Collected: 11/24/2008 09:52 Matrix: Water
Sample ID: **DW-006_2008112408_N** Date Received: 11/25/2008 19:45

Parameters	Results	Units	Footnotes	RDL	MDL	Method	Prepared By	Analyzed	By	Cntr
1,2-Dichloropropane	ND	ug/L		0.50	0.20	EPA 524.2		11/28/08 17:09	MES	A
1,1-Dichloropropene	ND	ug/L		0.50	0.20	EPA 524.2		11/28/08 17:09	MES	A
cis-1,3-Dichloropropene	ND	ug/L		0.50	0.10	EPA 524.2		11/28/08 17:09	MES	A
trans-1,3-Dichloropropene	ND	ug/L		0.50	0.20	EPA 524.2		11/28/08 17:09	MES	A
1,3-Dichloropropene, Total	ND	ug/L		1.0	0.30	EPA 524.2		11/28/08 17:09	MES	A
Diisopropyl ether	ND	ug/L		0.50	0.10	EPA 524.2		11/28/08 17:09	MES	A
1,4-Dioxane	ND	ug/L		4.0	1.6	EPA 524.2		11/28/08 17:09	MES	A
Ethyl Ether	ND	ug/L		0.50	0.20	EPA 524.2		11/28/08 17:09	MES	A
Ethyl Methacrylate	ND	ug/L		0.50	0.10	EPA 524.2		11/28/08 17:09	MES	A
Ethyl tert-butyl ether	ND	ug/L		0.50	0.10	EPA 524.2		11/28/08 17:09	MES	A
Ethylbenzene	ND	ug/L		0.50	0.10	EPA 524.2		11/28/08 17:09	MES	A
Hexachlorobutadiene	ND	ug/L		0.50	0.20	EPA 524.2		11/28/08 17:09	MES	A
Hexachloroethane	ND	ug/L		3.0	1.4	EPA 524.2		11/28/08 17:09	MES	A
Hexane	ND	ug/L		0.50	0.20	EPA 524.2		11/28/08 17:09	MES	A
2-Hexanone	ND	ug/L		2.5	0.30	EPA 524.2		11/28/08 17:09	MES	A
Iodomethane	ND	ug/L		0.50	0.30	EPA 524.2		11/28/08 17:09	MES	A
Isopropyl Alcohol	ND	ug/L		25.0	11.0	EPA 524.2		11/28/08 17:09	MES	A
Isopropylbenzene	ND	ug/L		0.50	0.10	EPA 524.2		11/28/08 17:09	MES	A
p-Isopropyltoluene	ND	ug/L		0.50	0.10	EPA 524.2		11/28/08 17:09	MES	A
Methacrylonitrile	ND	ug/L		1.0	0.30	EPA 524.2		11/28/08 17:09	MES	A
Methyl methacrylate	ND	ug/L		0.50	0.20	EPA 524.2		11/28/08 17:09	MES	A
Methyl acrylate	ND	ug/L		1.0	0.30	EPA 524.2		11/28/08 17:09	MES	A
Methyl t-Butyl Ether	0.33J	ug/L		0.50	0.20	EPA 524.2		11/28/08 17:09	MES	A
4-Methyl-2-Pentanone(MIBK)	ND	ug/L		2.5	0.50	EPA 524.2		11/28/08 17:09	MES	A
Methylene Chloride	ND	ug/L		0.50	0.30	EPA 524.2		11/28/08 17:09	MES	A
Naphthalene	ND	ug/L		0.50	0.20	EPA 524.2		11/28/08 17:09	MES	A
Nitrobenzene	ND	ug/L		5.0	2.0	EPA 524.2		11/28/08 17:09	MES	A
2-Nitropropane	ND	ug/L		3.0	1.4	EPA 524.2		11/28/08 17:09	MES	A
Pentachloroethane	ND	ug/L		0.50	0.20	EPA 524.2		11/28/08 17:09	MES	A
Propionitrile	ND	ug/L		2.5	0.60	EPA 524.2		11/28/08 17:09	MES	A
n-Propylbenzene	ND	ug/L		0.50	0.10	EPA 524.2		11/28/08 17:09	MES	A
Styrene	ND	ug/L		0.50	0.20	EPA 524.2		11/28/08 17:09	MES	A
1,1,1,2-Tetrachloroethane	ND	ug/L		0.50	0.20	EPA 524.2		11/28/08 17:09	MES	A
1,1,2,2-Tetrachloroethane	ND	ug/L		0.50	0.10	EPA 524.2		11/28/08 17:09	MES	A
Tetrachloroethene	ND	ug/L		0.50	0.20	EPA 524.2		11/28/08 17:09	MES	A
Tetrahydrofuran	ND	ug/L		3.0	1.3	EPA 524.2		11/28/08 17:09	MES	A
Toluene	ND	ug/L		0.50	0.10	EPA 524.2		11/28/08 17:09	MES	A
Total Xylenes	ND	ug/L		1.5	0.30	EPA 524.2		11/28/08 17:09	MES	A
1,2,3-Trichlorobenzene	ND	ug/L		0.50	0.20	EPA 524.2		11/28/08 17:09	MES	A
1,2,4-Trichlorobenzene	ND	ug/L		0.50	0.20	EPA 524.2		11/28/08 17:09	MES	A
1,1,1-Trichloroethane	ND	ug/L		0.50	0.20	EPA 524.2		11/28/08 17:09	MES	A
1,1,2-Trichloroethane	ND	ug/L		0.50	0.10	EPA 524.2		11/28/08 17:09	MES	A
Trichloroethene	ND	ug/L		0.50	0.10	EPA 524.2		11/28/08 17:09	MES	A
Trichlorofluoromethane	ND	ug/L		0.50	0.10	EPA 524.2		11/28/08 17:09	MES	A
1,2,3-Trichloropropane	ND	ug/L		0.50	0.20	EPA 524.2		11/28/08 17:09	MES	A
1,2,4-Trimethylbenzene	ND	ug/L		0.50	0.10	EPA 524.2		11/28/08 17:09	MES	A



ANALYTICAL RESULTS

Workorder: 9765243 Calvert Citgo/5977.130

Lab ID: 9765243006

Date Collected: 11/24/2008 09:52

Matrix: Water

Sample ID: DW-006_2008112408_N

Date Received: 11/25/2008 19:45

Parameters	Results	Units	Footnotes	RDL	MDL	Method	Prepared By	Analyzed	By	Cntr
1,3,5-Trimethylbenzene	ND	ug/L		0.50	0.10	EPA 524.2		11/28/08 17:09	MES	A
Vinyl Acetate	ND	ug/L		0.50	0.20	EPA 524.2		11/28/08 17:09	MES	A
Vinyl Chloride	ND	ug/L		0.50	0.20	EPA 524.2		11/28/08 17:09	MES	A
o-Xylene	ND	ug/L		0.50	0.10	EPA 524.2		11/28/08 17:09	MES	A
mp-Xylene	ND	ug/L		1.0	0.20	EPA 524.2		11/28/08 17:09	MES	A
<i>Surrogate Recoveries</i>	<i>Results</i>	<i>Units</i>	<i>Footnotes</i>	<i>Limits</i>		<i>Method</i>	<i>Prepared By</i>	<i>Analyzed</i>	<i>By</i>	<i>Cntr</i>
1,2-Dichlorobenzene-d4 (S)	91.5	%		70-130		EPA 524.2		11/28/08 17:09	MES	A
4-Bromofluorobenzene (S)	85.3	%		70-130		EPA 524.2		11/28/08 17:09	MES	A

Sample Comments:


 Anna G Milliken
 Laboratory Manager



ANALYTICAL RESULTS

Workorder: 9765243 Calvert Citgo/5977.130

Lab ID: **9765243007**

Date Collected: 11/24/2008 09:25

Matrix: Water

Sample ID: **DW-007_2008112408_N**

Date Received: 11/25/2008 19:45

Parameters	Results	Units	Footnotes	RDL	MDL	Method	Prepared By	Analyzed	By	Cntr
VOLATILE ORGANICS										
Acetone	ND	ug/L		5.0	2.3	EPA 524.2		11/28/08 17:35	MES	A
Acrylonitrile	ND	ug/L		2.5	0.40	EPA 524.2		11/28/08 17:35	MES	A
tert-Amyl methyl ether	ND	ug/L		0.50	0.20	EPA 524.2		11/28/08 17:35	MES	A
tert-Amyl Alcohol	ND	ug/L		4.0	2.0	EPA 524.2		11/28/08 17:35	MES	A
tert-Amyl Ethylether	ND	ug/L		0.50	0.20	EPA 524.2		11/28/08 17:35	MES	A
Benzene	ND	ug/L		0.50	0.10	EPA 524.2		11/28/08 17:35	MES	A
Bromobenzene	ND	ug/L		0.50	0.20	EPA 524.2		11/28/08 17:35	MES	A
Bromochloromethane	ND	ug/L		0.50	0.20	EPA 524.2		11/28/08 17:35	MES	A
Bromodichloromethane	ND	ug/L		0.50	0.20	EPA 524.2		11/28/08 17:35	MES	A
Bromoform	ND	ug/L		0.50	0.10	EPA 524.2		11/28/08 17:35	MES	A
Bromomethane	ND	ug/L		0.50	0.30	EPA 524.2		11/28/08 17:35	MES	A
2-Butanone	ND	ug/L		2.5	1.0	EPA 524.2		11/28/08 17:35	MES	A
tert.- Butyl Alcohol	ND	ug/L		4.0	1.7	EPA 524.2		11/28/08 17:35	MES	A
n-Butylbenzene	ND	ug/L		0.50	0.10	EPA 524.2		11/28/08 17:35	MES	A
tert-Butylbenzene	ND	ug/L		0.50	0.20	EPA 524.2		11/28/08 17:35	MES	A
sec-Butylbenzene	ND	ug/L		0.50	0.10	EPA 524.2		11/28/08 17:35	MES	A
Carbon Disulfide	ND	ug/L		0.50	0.20	EPA 524.2		11/28/08 17:35	MES	A
Carbon Tetrachloride	ND	ug/L		0.50	0.20	EPA 524.2		11/28/08 17:35	MES	A
Chloroacetonitrile	ND	ug/L		2.5	1.0	EPA 524.2		11/28/08 17:35	MES	A
Chlorobenzene	ND	ug/L		0.50	0.10	EPA 524.2		11/28/08 17:35	MES	A
1-Chlorobutane	ND	ug/L		1.0	0.50	EPA 524.2		11/28/08 17:35	MES	A
Chlorodibromomethane	ND	ug/L		0.50	0.20	EPA 524.2		11/28/08 17:35	MES	A
Chloroethane	ND	ug/L		0.50	0.10	EPA 524.2		11/28/08 17:35	MES	A
Chloroform	ND	ug/L		0.50	0.10	EPA 524.2		11/28/08 17:35	MES	A
Chloromethane	ND	ug/L		0.50	0.10	EPA 524.2		11/28/08 17:35	MES	A
3-Chloro-1-propene	ND	ug/L		0.50	0.30	EPA 524.2		11/28/08 17:35	MES	A
o-Chlorotoluene	ND	ug/L		0.50	0.20	EPA 524.2		11/28/08 17:35	MES	A
p-Chlorotoluene	ND	ug/L		0.50	0.20	EPA 524.2		11/28/08 17:35	MES	A
1,2-Dibromo-3-chloropropane	ND	ug/L		0.50	0.20	EPA 524.2		11/28/08 17:35	MES	A
1,2-Dibromoethane	ND	ug/L		0.50	0.20	EPA 524.2		11/28/08 17:35	MES	A
Dibromomethane	ND	ug/L		0.50	0.30	EPA 524.2		11/28/08 17:35	MES	A
trans-1,4-Dichloro-2-butene	ND	ug/L		1.0	0.40	EPA 524.2		11/28/08 17:35	MES	A
1,1-Dichloro-2-Propanone	ND	ug/L		4.0	1.6	EPA 524.2		11/28/08 17:35	MES	A
1,2-Dichlorobenzene	ND	ug/L		0.50	0.20	EPA 524.2		11/28/08 17:35	MES	A
1,3-Dichlorobenzene	ND	ug/L		0.50	0.20	EPA 524.2		11/28/08 17:35	MES	A
1,4-Dichlorobenzene	ND	ug/L		0.50	0.20	EPA 524.2		11/28/08 17:35	MES	A
Dichlorodifluoromethane	ND	ug/L		0.50	0.20	EPA 524.2		11/28/08 17:35	MES	A
1,1-Dichloroethane	ND	ug/L		0.50	0.20	EPA 524.2		11/28/08 17:35	MES	A
1,2-Dichloroethane	ND	ug/L		0.50	0.20	EPA 524.2		11/28/08 17:35	MES	A
1,1-Dichloroethene	ND	ug/L		0.50	0.20	EPA 524.2		11/28/08 17:35	MES	A
cis-1,2-Dichloroethene	ND	ug/L		0.50	0.30	EPA 524.2		11/28/08 17:35	MES	A
trans-1,2-Dichloroethene	ND	ug/L		0.50	0.20	EPA 524.2		11/28/08 17:35	MES	A
Dichlorofluoromethane	ND	ug/L		0.50	0.20	EPA 524.2		11/28/08 17:35	MES	A
1,3-Dichloropropane	ND	ug/L		0.50	0.10	EPA 524.2		11/28/08 17:35	MES	A
2,2-Dichloropropane	ND	ug/L		0.50	0.20	EPA 524.2		11/28/08 17:35	MES	A



ANALYTICAL RESULTS

Workorder: 9765243 Calvert Citgo/5977.130

Lab ID: **9765243007**

Date Collected: 11/24/2008 09:25

Matrix: Water

Sample ID: **DW-007_2008112408_N**

Date Received: 11/25/2008 19:45

Parameters	Results	Units	Footnotes	RDL	MDL	Method	Prepared By	Analyzed	By	Cntr
1,2-Dichloropropane	ND	ug/L		0.50	0.20	EPA 524.2		11/28/08 17:35	MES	A
1,1-Dichloropropene	ND	ug/L		0.50	0.20	EPA 524.2		11/28/08 17:35	MES	A
cis-1,3-Dichloropropene	ND	ug/L		0.50	0.10	EPA 524.2		11/28/08 17:35	MES	A
trans-1,3-Dichloropropene	ND	ug/L		0.50	0.20	EPA 524.2		11/28/08 17:35	MES	A
1,3-Dichloropropene, Total	ND	ug/L		1.0	0.30	EPA 524.2		11/28/08 17:35	MES	A
Diisopropyl ether	ND	ug/L		0.50	0.10	EPA 524.2		11/28/08 17:35	MES	A
1,4-Dioxane	ND	ug/L		4.0	1.6	EPA 524.2		11/28/08 17:35	MES	A
Ethyl Ether	ND	ug/L		0.50	0.20	EPA 524.2		11/28/08 17:35	MES	A
Ethyl Methacrylate	ND	ug/L		0.50	0.10	EPA 524.2		11/28/08 17:35	MES	A
Ethyl tert-butyl ether	ND	ug/L		0.50	0.10	EPA 524.2		11/28/08 17:35	MES	A
Ethylbenzene	ND	ug/L		0.50	0.10	EPA 524.2		11/28/08 17:35	MES	A
Hexachlorobutadiene	ND	ug/L		0.50	0.20	EPA 524.2		11/28/08 17:35	MES	A
Hexachloroethane	ND	ug/L		3.0	1.4	EPA 524.2		11/28/08 17:35	MES	A
Hexane	ND	ug/L		0.50	0.20	EPA 524.2		11/28/08 17:35	MES	A
2-Hexanone	ND	ug/L		2.5	0.30	EPA 524.2		11/28/08 17:35	MES	A
Iodomethane	ND	ug/L		0.50	0.30	EPA 524.2		11/28/08 17:35	MES	A
Isopropyl Alcohol	ND	ug/L		25.0	11.0	EPA 524.2		11/28/08 17:35	MES	A
Isopropylbenzene	ND	ug/L		0.50	0.10	EPA 524.2		11/28/08 17:35	MES	A
p-Isopropyltoluene	ND	ug/L		0.50	0.10	EPA 524.2		11/28/08 17:35	MES	A
Methacrylonitrile	ND	ug/L		1.0	0.30	EPA 524.2		11/28/08 17:35	MES	A
Methyl methacrylate	ND	ug/L		0.50	0.20	EPA 524.2		11/28/08 17:35	MES	A
Methyl acrylate	ND	ug/L		1.0	0.30	EPA 524.2		11/28/08 17:35	MES	A
Methyl t-Butyl Ether	ND	ug/L		0.50	0.20	EPA 524.2		11/28/08 17:35	MES	A
4-Methyl-2-Pentanone(MIBK)	ND	ug/L		2.5	0.50	EPA 524.2		11/28/08 17:35	MES	A
Methylene Chloride	ND	ug/L		0.50	0.30	EPA 524.2		11/28/08 17:35	MES	A
Naphthalene	ND	ug/L		0.50	0.20	EPA 524.2		11/28/08 17:35	MES	A
Nitrobenzene	ND	ug/L		5.0	2.0	EPA 524.2		11/28/08 17:35	MES	A
2-Nitropropane	ND	ug/L		3.0	1.4	EPA 524.2		11/28/08 17:35	MES	A
Pentachloroethane	ND	ug/L		0.50	0.20	EPA 524.2		11/28/08 17:35	MES	A
Propionitrile	ND	ug/L		2.5	0.60	EPA 524.2		11/28/08 17:35	MES	A
n-Propylbenzene	ND	ug/L		0.50	0.10	EPA 524.2		11/28/08 17:35	MES	A
Styrene	ND	ug/L		0.50	0.20	EPA 524.2		11/28/08 17:35	MES	A
1,1,1,2-Tetrachloroethane	ND	ug/L		0.50	0.20	EPA 524.2		11/28/08 17:35	MES	A
1,1,2,2-Tetrachloroethane	ND	ug/L		0.50	0.10	EPA 524.2		11/28/08 17:35	MES	A
Tetrachloroethene	ND	ug/L		0.50	0.20	EPA 524.2		11/28/08 17:35	MES	A
Tetrahydrofuran	ND	ug/L		3.0	1.3	EPA 524.2		11/28/08 17:35	MES	A
Toluene	ND	ug/L		0.50	0.10	EPA 524.2		11/28/08 17:35	MES	A
Total Xylenes	ND	ug/L		1.5	0.30	EPA 524.2		11/28/08 17:35	MES	A
1,2,3-Trichlorobenzene	ND	ug/L		0.50	0.20	EPA 524.2		11/28/08 17:35	MES	A
1,2,4-Trichlorobenzene	ND	ug/L		0.50	0.20	EPA 524.2		11/28/08 17:35	MES	A
1,1,1-Trichloroethane	ND	ug/L		0.50	0.20	EPA 524.2		11/28/08 17:35	MES	A
1,1,2-Trichloroethane	ND	ug/L		0.50	0.10	EPA 524.2		11/28/08 17:35	MES	A
Trichloroethene	ND	ug/L		0.50	0.10	EPA 524.2		11/28/08 17:35	MES	A
Trichlorofluoromethane	ND	ug/L		0.50	0.10	EPA 524.2		11/28/08 17:35	MES	A
1,2,3-Trichloropropane	ND	ug/L		0.50	0.20	EPA 524.2		11/28/08 17:35	MES	A
1,2,4-Trimethylbenzene	ND	ug/L		0.50	0.10	EPA 524.2		11/28/08 17:35	MES	A



ANALYTICAL RESULTS

Workorder: 9765243 Calvert Citgo/5977.130

Lab ID: **9765243007**

Date Collected: 11/24/2008 09:25

Matrix: Water

Sample ID: **DW-007_2008112408_N**

Date Received: 11/25/2008 19:45

Parameters	Results	Units	Footnotes	RDL	MDL	Method	Prepared By	Analyzed	By	Cntr
1,3,5-Trimethylbenzene	ND	ug/L		0.50	0.10	EPA 524.2		11/28/08 17:35	MES	A
Vinyl Acetate	ND	ug/L		0.50	0.20	EPA 524.2		11/28/08 17:35	MES	A
Vinyl Chloride	ND	ug/L		0.50	0.20	EPA 524.2		11/28/08 17:35	MES	A
o-Xylene	ND	ug/L		0.50	0.10	EPA 524.2		11/28/08 17:35	MES	A
mp-Xylene	ND	ug/L		1.0	0.20	EPA 524.2		11/28/08 17:35	MES	A
<i>Surrogate Recoveries</i>	<i>Results</i>	<i>Units</i>	<i>Footnotes</i>	<i>Limits</i>		<i>Method</i>	<i>Prepared By</i>	<i>Analyzed</i>	<i>By</i>	<i>Cntr</i>
1,2-Dichlorobenzene-d4 (S)	89.5	%		70-130		EPA 524.2		11/28/08 17:35	MES	A
4-Bromofluorobenzene (S)	82.2	%		70-130		EPA 524.2		11/28/08 17:35	MES	A

Sample Comments:


Anna G Milliken
Laboratory Manager



ANALYTICAL LABORATORY SERVICES, INC.

www.analyticallab.com

NELAP Accredited
PA 22-293 NJ PA010



34 Dogwood Lane - Middletown, PA 17057 Phone: 717-944-5541 Fax: 717-944-1430



Page 1 of 1
Courier: _____
Tracking #: _____

CHAIN OF CUSTODY/ REQUEST FOR ANALYSIS

ALL SHADED AREAS MUST BE COMPLETED BY THE CLIENT/SAMPLER (INSTRUCTIONS ON THE BACK)

Analytical Laboratory Services, Inc.
Environmental • Industrial Hygiene • Field Services
34 Dogwood Lane • Middletown, PA 17057 • 717-944-5541 • Fax: 717-944-1430

Co. Name: **R.E.P.S.G., Inc.**
Contact (Report to): **R Feingold**
Address: **6901 Kingessing Ave.
Phila. PA 19142**

Phone: **215-729-3220**

PO#: **2664**

Project Name/ID: **Calvert City / 5977.130 ALSI Quote #:**

TAT: Normal-Standard TAT is 10-12 business days.
 Rush-Subject to ALSI approval and surcharges.

Date Required: **1/12/08**
Approved By: _____

Email? Y N
Fax? Y N

Sample Description/Location (as it will appear on the lab report)

Sample ID	Sample Date	Sample Time	Military Time	COC Comments
1 DW-001	1/24/08	11:30	0606	
2 DW-002	1/24/08	9:10	0606	
3 DW-003	1/24/08	11:05	0606	
4 DW-004	1/24/08	8:35	0606	
5 DW-005	1/24/08	9:00	0606	
6 DW-006	1/24/08	9:52	0606	
7 DW-007	1/24/08	9:25	0606	

SAMPLED BY (Please Print): **A. Clancy**

Relinquished By / Company Name: _____

Date	Time	Received By / Company Name
1/25	1250	2 Clancy
1/25	1800	4 VM
1/25	1915	8 VM
		10

ANALYSE/METHOD REQUESTED

Container Type: **WA's**
Container Size: **400ml**
Preservative: **Ascorbic Acid / HCl**

Enter Number of Containers Per Analysis

Container #	Matrix	Enter Number of Containers Per Analysis
1	WG	2
2	WG	2
3	WG	2
4	WG	2
5	WG	2
6	WG	2
7	WG	2

Notes: **Total # of bottles: TBA**
Full suite drinking water vocs by method 524.2, MTBE.

Receipt Information (Completed by Sender/Receiver)
Received by: _____
Cooler Temp: **3**
Therm. ID: **5233**
No. of Coolers: _____
Notes: _____

Circle appropriate Y or N

Correct containers?	Y
Correct sample volume?	Y
Received on ice?	Y
COC/Labets complete/accurate?	Y
Headspace/Volatiles?	Y
Container in good condition?	Y

ALSI FIELD SERVICES

Customary seals Present? Y N

(If present) Seals Intact? Y N

Received on ice? Y N

COC/Labets complete/accurate? Y N

Headspace/Volatiles? Y N

Container in good condition? Y N

Other: _____

SIWA Form/Pos: Standard CLP-like NJ-Reduced NJ-Full

State Samples Collected In? MD NJ NY PA

EODS (if yes, format type: Other) EQUIS

DOD Criteria Required? _____

Copies: WHITE - ORIGINAL, CANARY - CUSTOMER COPY

* Grab; C-Composite
** Matrix: A=Air; DW=Drinking Water; GW=Groundwater; OF=Oil; OL=Other Liquid; SL=Sludge; SD=Soil; WP=Water; WW=Wastewater
*** Container Type: AG=Amber Glass; CG=Clear Glass; PL=Plastic. Container Size: 250ml, 500ml, 1L, 5oz., etc. Preservative: HCl, HNO3, NaOH, etc.

Rev 807

Calvert Citgo
December 18, 2008

Site Assessment Report
2815 North East Road., Town of North East
Cecil County, MD
MDE Case No. 92-2616-CE
REPSG Project Reference No. 005977.130.01

ATTACHMENT 6: MDE COORESPONDANCE & PRIOR REPORTING

file copy JMB

AEC

Advanced Environmental Concepts, Inc.

5292 Enterprise Street, Suite C

Eldersburg, Maryland 21784

(410) 795-5955

**Monitoring Well Gauging
And
Sampling Report**

**Calvert Country Store
2815 North East Rd
North East, MD 21901**

MDE CASE# 1992-2616-CE

**Prepared for:
Pragnesh Bhanustrasad L. Patel
2815 North East Rd
North East, MD 21901**

September 8, 2008

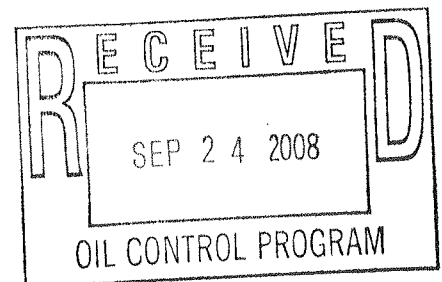


TABLE OF CONTENTS

EXECUTIVE SUMMARY	1
INTRODUCTION	2
Purpose	2
Scope of Services	2
Limitations	2
GROUNDWATER SAMPLING ACTIVITIES.....	2
Monitoring Well Sampling Activities	2
Domestic Supply Well Sampling Activities	2
EVALUATION AND PRESENTATION OF RESULTS	3
Groundwater Flow Calculation	3
Analytical Data	3
Monitoring Well Sampling Results.....	3
Domestic Supply Well Sampling Results	4
APPENDICES.....	4
APPENDIX A.....	5
Figures and Drawing	5
APPENDIX B.....	6
Tables	6
APPENDIX C	7
Report of Analysis and Chain of Custody	7

INTRODUCTION

Purpose

The purpose of this Monitoring Well Sampling Event was to satisfy requirements of The Maryland Department of the Environment's (MDE's) Oil Control Program.

Scope of Services

Advanced Environmental Concepts, Inc. (AEC) is providing a scope of service which consists of the sampling of six (6) Monitoring Wells (MWs) on site. All samples were to be analyzed for Volatile Organic Chemicals (VOCs). Additionally, groundwater flow direction was to be calculated.

Limitations

The scope of work is limited to the activities and results contained in this report. Industry standard hydrogeologic investigative procedures and protocol were used in order to complete the scope of work. The results are limited to the locations and data discussed in this report. Subsurface conditions may have changed as a function of time. No other warranty expressed or implied is made.

GROUNDWATER SAMPLING ACTIVITIES

Monitoring Well Sampling Activities

On August 14, 2008 AEC personnel arrived on site to complete the scope of work which included the gauging and sampling of six (6) MWs located on site.

Depth to groundwater was recorded in each MW with the use of an electronic oil/water interface probe. The MWs were then purged with the use of a submersible pump. A representative groundwater sample was then collected with a disposable polyethylene bailer. Depth to groundwater levels ranged from 16.67 to 17.90 feet BGS. MW locations are shown on the site map located in Appendix A.

The groundwater samples collected from the MWs on site were analyzed for VOCs using EPA method 8260, and Total Petroleum Hydrocarbons-Gasoline Range Organics (TPH-GRO) and Total Petroleum Hydrocarbons-Diesel Range Organics (TPH-DRO) by EPA method 8015.

Domestic Supply Well Sampling Activities

On 8/14/08 a sample from the domestic supply well (DSW) that services the site was collected and submitted for chemical analysis. The DSW sample was collected by an MDE certified domestic supply sampler. The DSW sample was delivered on ice with a chain of custody record to Caliber Analytical Services for analysis by EPA Method 524.2 for VOCs in drinking water.

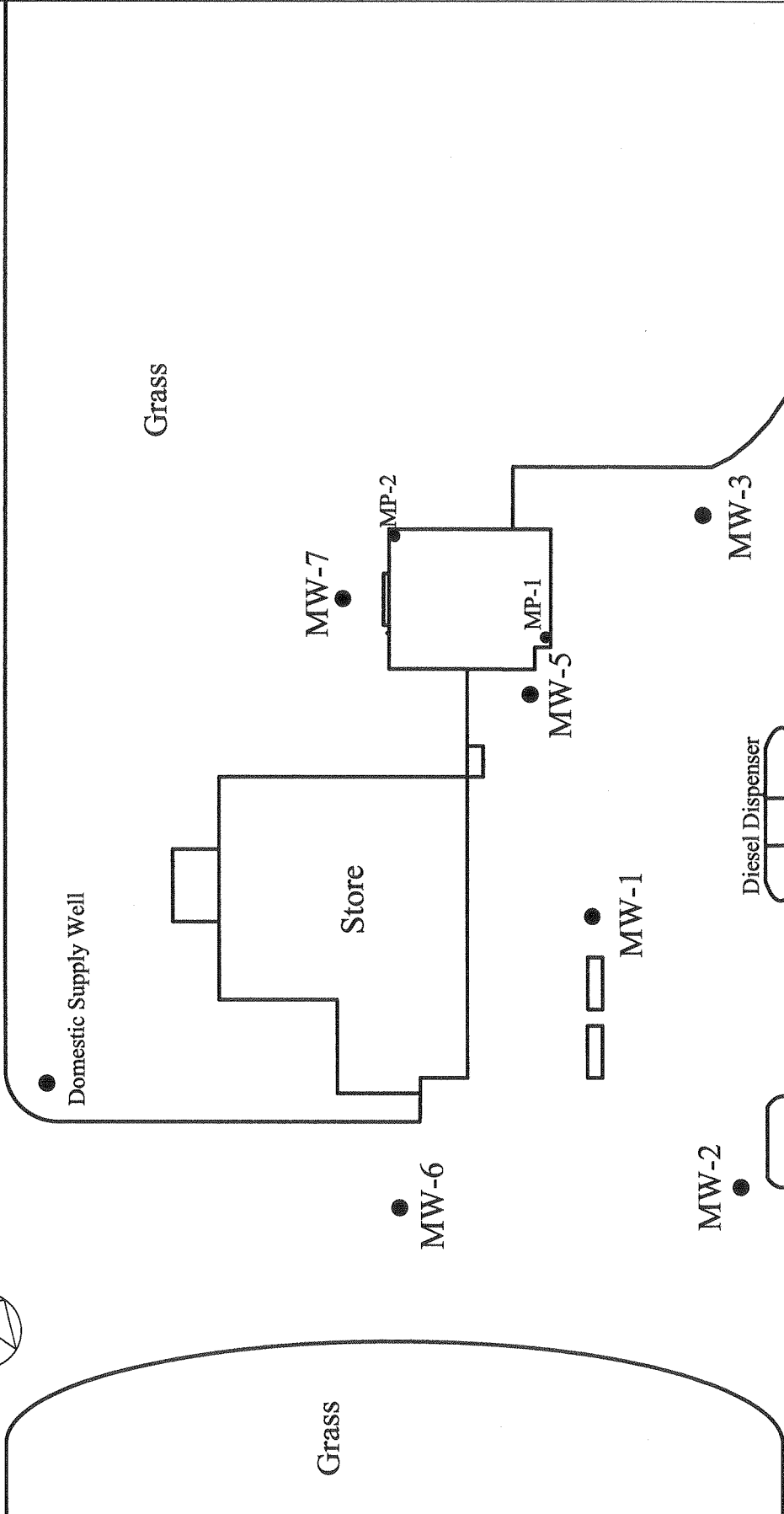
Domestic Supply Well Sampling Results

A sample from the DSW that services the site was collected and submitted for chemical analysis as a part of this sampling event. The DSW was analyzed for VOCs using EPA method 524.2. Method detectable concentrations of VOCs were observed in the sample collected from the sites DSW. MTBE was observed at 49.2 ug/L, 1,2-Dichloroethane at 5.2 ug/L and Diisopropyl ether (DIPE) 5.6 ug/L. A Report of Analysis and Chain of Custody can be found in Appendix C. A quick reference analytical table is available in Appendix B.

APPENDICES



Quaker Lane (Old MD Route 272)

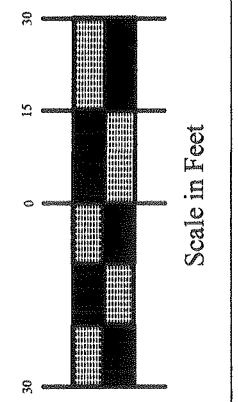


North East Rd. (MD Rt. 272)


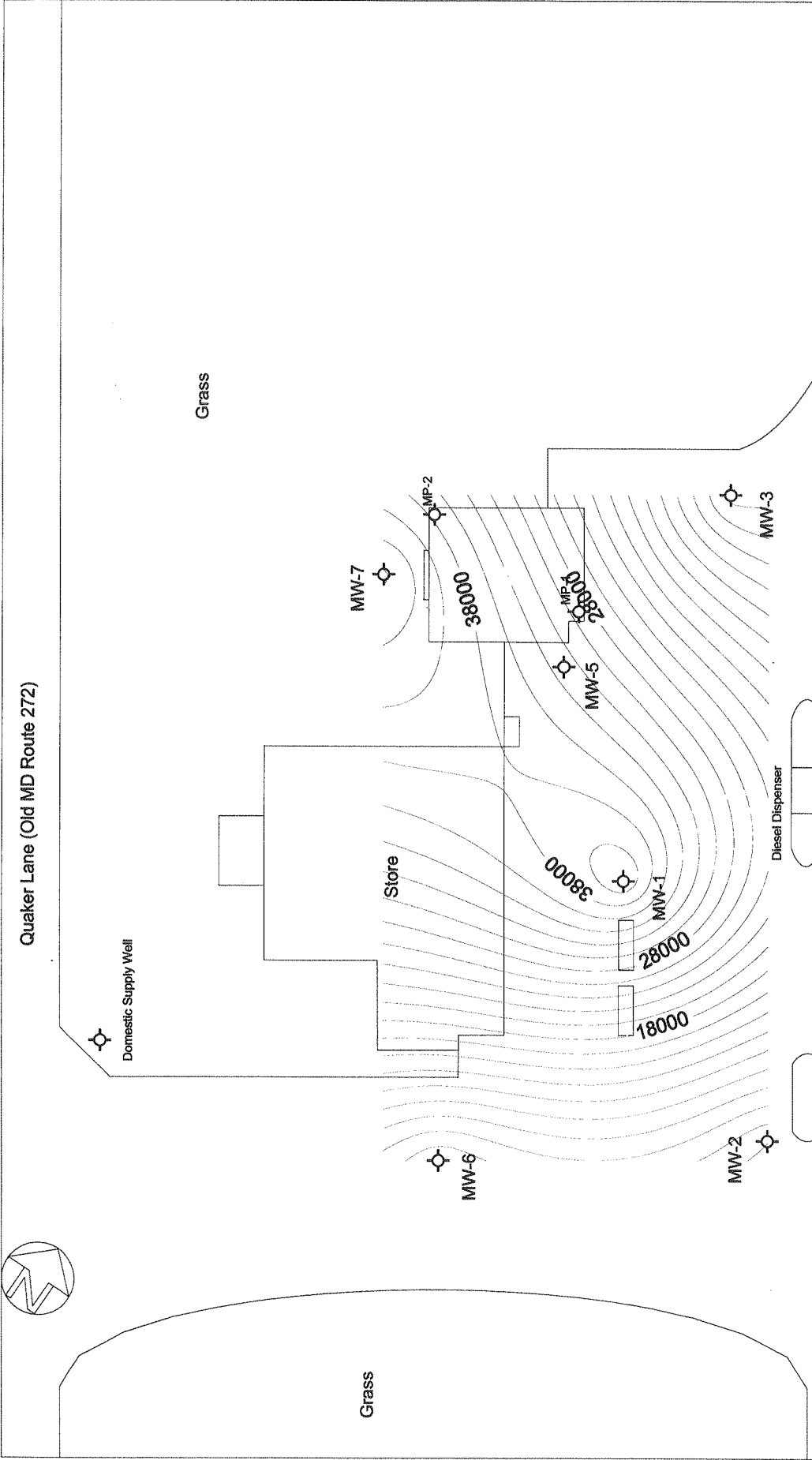
Date	3/13/08
Scale	1"=30ft
Drawing #	0546

Site Drawing For:
 Calvert Country Store
 2815 North East Rd
 North East, MD 21901

AFC
 Advanced Environmental Concepts, Inc.



Calvert Country Store BTEX Isoconcentration Contour Map



Date	9/8/2008
Scale	1"=30ft
Drawing #	0646

Site Drawing For:
Calvert Country Store
 2815 North East Rd
 North East, MD 21901

AEC
 Advanced Environmental Concepts, Inc.

APPENDIX B

Tables

APPENDIX C

Report of Analysis and Chain of Custody

ADVANCED ENVIRONMENTAL CONCEPTS, INC.

Laboratory Services 5292 Enterprise Street Suite C, Eldersburg, MD 21784 Phone 410-795-5955 Fax 410-795-9459

Certificate of Analysis

Sample Identification:	MW-1	Project Identification:	CALVERT CITGO
MATRIX:	water	Client Identification:	PRAGNESH PATEL
Sample Date:	8/14/2008	Client Telephone:	
Date Received:	8/20/2008	Client Fax:	
Extraction Date:	8/25/2008	Analyst:	WA
Analysis Date:	8/25/2008	Lab File:	82508.D16

COMPOUND	DETECTION LIMIT	TEST UNIT	TEST VALUE	METHOD
m&p-Xylene	5	ug/L	7320	EPA 8260
Bromoform	5	ug/L	ND	EPA 8260
Styrene	5	ug/L	ND	EPA 8260
o-Xylene	5	ug/L	2000	EPA 8260
1,1,2,2-Tetrachloroethane	5	ug/L	ND	EPA 8260
1,2,3-Trichloropropane	5	ug/L	ND	EPA 8260
Isopropylbenzene	5	ug/L	69.6	EPA 8260
Bromobenzene	5	ug/L	ND	EPA 8260
n-Propylbenzene	5	ug/L	156	EPA 8260
2-Chlorotoluene	5	ug/L	ND	EPA 8260
4-Chlorotoluene	5	ug/L	ND	EPA 8260
1,3,5-Trimethylbenzene	5	ug/L	358	EPA 8260
tert-Butylbenzene	5	ug/L	ND	EPA 8260
1,2,4-Trimethylbenzene	5	ug/L	1480	EPA 8260
sec-Butylbenzene	5	ug/L	ND	EPA 8260
1,3-Dichlorobenzene	5	ug/L	ND	EPA 8260
1,4-Dichlorobenzene	5	ug/L	ND	EPA 8260
1,2-Dichlorobenzene	5	ug/L	ND	EPA 8260
p-iso-Propyltoluene	5	ug/L	ND	EPA 8260
n-Butylbenzene	5	ug/L	ND	EPA 8260
1,2-Dibromo-3-chloropropane	5	ug/L	ND	EPA 8260
1,2,4-Trichlorobenzene	5	ug/L	ND	EPA 8260
Naphthalene	5	ug/L	198	EPA 8260
Hexachlorobutadiene	5	ug/L	ND	EPA 8260
1,2,3-Trichlorobenzene	5	ug/L	ND	EPA 8260
TPH GRO	100	ug/L	55640	EPA 8015B
TPH DRO	500	ug/L	ND	EPA 8015B

SURROGATE SPIKE

1,2-Dichloroethane-d4		%	89	EPA 8260
Dibromofluoromethane		%	101	EPA 8260
TFT		%	99	EPA 8015B
Toluene-d8		%	95	EPA 8260
Bromofluorobenzene		%	97	EPA 8260

ADVANCED ENVIRONMENTAL CONCEPTS, INC.

Laboratory Services 5292 Enterprise Street Suite C, Eldersburg, MD 21784 Phone 410-795-5955 Fax 410-795-9459

Certificate of Analysis

Sample Identification:	MW-2	Project Identification:	CALVERT CITGO
MATRIX:	water	Client Identification:	PRAGNESH PATEL
Sample Date:	8/14/2008	Client Telephone:	
Date Received:	8/20/2008	Client Fax:	
Extraction Date:	8/25/2008	Analyst:	WA
Analysis Date:	8/25/2008	Lab File:	82508.D14

COMPOUND	DETECTION LIMIT	TEST UNIT	TEST VALUE	METHOD
m&p-Xylene	5	ug/L	ND	EPA 8260
Bromoform	5	ug/L	ND	EPA 8260
Styrene	5	ug/L	ND	EPA 8260
o-Xylene	5	ug/L	ND	EPA 8260
1,1,2,2-Tetrachloroethane	5	ug/L	ND	EPA 8260
1,2,3-Trichloropropane	5	ug/L	ND	EPA 8260
Isopropylbenzene	5	ug/L	ND	EPA 8260
Bromobenzene	5	ug/L	ND	EPA 8260
n-Propylbenzene	5	ug/L	ND	EPA 8260
2-Chlorotoluene	5	ug/L	ND	EPA 8260
4-Chlorotoluene	5	ug/L	ND	EPA 8260
1,3,5-Trimethylbenzene	5	ug/L	ND	EPA 8260
tert-Butylbenzene	5	ug/L	ND	EPA 8260
1,2,4-Trimethylbenzene	5	ug/L	ND	EPA 8260
sec-Butylbenzene	5	ug/L	ND	EPA 8260
1,3-Dichlorobenzene	5	ug/L	ND	EPA 8260
1,4-Dichlorobenzene	5	ug/L	ND	EPA 8260
1,2-Dichlorobenzene	5	ug/L	ND	EPA 8260
p-iso-Propyltoluene	5	ug/L	ND	EPA 8260
n-Butylbenzene	5	ug/L	ND	EPA 8260
1,2-Dibromo-3-chloropropane	5	ug/L	ND	EPA 8260
1,2,4-Trichlorobenzene	5	ug/L	ND	EPA 8260
Naphthalene	5	ug/L	ND	EPA 8260
Hexachlorobutadiene	5	ug/L	ND	EPA 8260
1,2,3-Trichlorobenzene	5	ug/L	ND	EPA 8260
TPH GRO	100	ug/L	159	EPA 8015B
TPH DRO	500	ug/L	ND	EPA 8015B

SURROGATE SPIKE

1,2-Dichloroethane-d4	%	92	EPA 8260
Dibromofluoromethane	%	106	EPA 8260
TFT	%	102	EPA 8015B
Toluene-d8	%	97	EPA 8260
Bromofluorobenzene	%	96	EPA 8260

ADVANCED ENVIRONMENTAL CONCEPTS, INC.

Laboratory Services 5292 Enterprise Street Suite C, Eldersburg, MD 21784 Phone 410-795-5955 Fax 410-795-9459

Certificate of Analysis

Sample Identification:	MW-3	Project Identification:	CALVERT CITGO
MATRIX:	water	Client Identification:	PRAGNESH PATEL
Sample Date:	8/14/2008	Client Telephone:	
Date Received:	8/20/2008	Client Fax:	
Extraction Date:	8/25/2008	Analyst:	WA
Analysis Date:	8/25/2008	Lab File:	82508.D17

COMPOUND	DETECTION LIMIT	TEST UNIT	TEST VALUE	METHOD
m&p-Xylene	5	ug/L	1840	EPA 8260
Bromoform	5	ug/L	ND	EPA 8260
Styrene	5	ug/L	ND	EPA 8260
o-Xylene	5	ug/L	720	EPA 8260
1,1,2,2-Tetrachloroethane	5	ug/L	ND	EPA 8260
1,2,3-Trichloropropane	5	ug/L	ND	EPA 8260
Isopropylbenzene	5	ug/L	ND	EPA 8260
Bromobenzene	5	ug/L	ND	EPA 8260
n-Propylbenzene	5	ug/L	ND	EPA 8260
2-Chlorotoluene	5	ug/L	ND	EPA 8260
4-Chlorotoluene	5	ug/L	ND	EPA 8260
1,3,5-Trimethylbenzene	5	ug/L	104	EPA 8260
tert-Butylbenzene	5	ug/L	ND	EPA 8260
1,2,4-Trimethylbenzene	5	ug/L	440	EPA 8260
sec-Butylbenzene	5	ug/L	ND	EPA 8260
1,3-Dichlorobenzene	5	ug/L	ND	EPA 8260
1,4-Dichlorobenzene	5	ug/L	ND	EPA 8260
1,2-Dichlorobenzene	5	ug/L	ND	EPA 8260
p-iso-Propyltoluene	5	ug/L	ND	EPA 8260
n-Butylbenzene	5	ug/L	ND	EPA 8260
1,2-Dibromo-3-chloropropane	5	ug/L	ND	EPA 8260
1,2,4-Trichlorobenzene	5	ug/L	ND	EPA 8260
Naphthalene	5	ug/L	78.4	EPA 8260
Hexachlorobutadiene	5	ug/L	ND	EPA 8260
1,2,3-Trichlorobenzene	5	ug/L	ND	EPA 8260
TPH GRO	100	ug/L	9840	EPA 8015B
TPH DRO	500	ug/L	ND	EPA 8015B
SURROGATE SPIKE				
1,2-Dichloroethane-d4		%	91	EPA 8260
Dibromofluoromethane		%	105	EPA 8260
TFT		%	104	EPA 8015B
Toluene-d8		%	98	EPA 8260
Bromofluorobenzene		%	96	EPA 8260

ADVANCED ENVIRONMENTAL CONCEPTS, INC.

Laboratory Services 5292 Enterprise Street Suite C, Eldersburg, MD 21784 Phone 410-795-5955 Fax 410-795-9459

Certificate of Analysis

Sample Identification:	MW-5	Project Identification:	CALVERT CITGO
MATRIX:	water	Client Identification:	PRAGNESH PATEL
Sample Date:	8/14/2008	Client Telephone:	
Date Received:	8/20/2008	Client Fax:	
Extraction Date:	8/25/2008	Analyst:	WA
Analysis Date:	8/25/2008	Lab File:	82508.D18

COMPOUND	DETECTION LIMIT	TEST UNIT	TEST VALUE	METHOD
m&p-Xylene	5	ug/L	9680	EPA 8260
Bromoform	5	ug/L	ND	EPA 8260
Styrene	5	ug/L	ND	EPA 8260
o-Xylene	5	ug/L	4160	EPA 8260
1,1,2,2-Tetrachloroethane	5	ug/L	ND	EPA 8260
1,2,3-Trichloropropane	5	ug/L	ND	EPA 8260
Isopropylbenzene	5	ug/L	104	EPA 8260
Bromobenzene	5	ug/L	ND	EPA 8260
n-Propylbenzene	5	ug/L	212	EPA 8260
2-Chlorotoluene	5	ug/L	ND	EPA 8260
4-Chlorotoluene	5	ug/L	ND	EPA 8260
1,3,5-Trimethylbenzene	5	ug/L	528	EPA 8260
tert-Butylbenzene	5	ug/L	ND	EPA 8260
1,2,4-Trimethylbenzene	5	ug/L	2080	EPA 8260
sec-Butylbenzene	5	ug/L	ND	EPA 8260
1,3-Dichlorobenzene	5	ug/L	ND	EPA 8260
1,4-Dichlorobenzene	5	ug/L	ND	EPA 8260
1,2-Dichlorobenzene	5	ug/L	ND	EPA 8260
p-iso-Propyltoluene	5	ug/L	ND	EPA 8260
n-Butylbenzene	5	ug/L	ND	EPA 8260
1,2-Dibromo-3-chloropropane	5	ug/L	ND	EPA 8260
1,2,4-Trichlorobenzene	5	ug/L	ND	EPA 8260
Naphthalene	5	ug/L	304	EPA 8260
Hexachlorobutadiene	5	ug/L	ND	EPA 8260
1,2,3-Trichlorobenzene	5	ug/L	ND	EPA 8260
TPH GRO	100	ug/L	84200	EPA 8015B
TPH DRO	500	ug/L	ND	EPA 8015B
SURROGATE SPIKE				
1,2-Dichloroethane-d4		%	89	EPA 8260
Dibromofluoromethane		%	105	EPA 8260
TFT		%	101	EPA 8015B
Toluene-d8		%	96	EPA 8260
Bromofluorobenzene		%	97	EPA 8260

ADVANCED ENVIRONMENTAL CONCEPTS, INC.

Laboratory Services 5292 Enterprise Street Suite C, Eldersburg, MD 21784 Phone 410-795-5955 Fax 410-795-9459

Certificate of Analysis

Sample Identification:	MW-6	Project Identification:	CALVERT CITGO
MATRIX:	water	Client Identification:	PRAGNESH PATEL
Sample Date:	8/14/2008	Client Telephone:	
Date Received:	8/20/2008	Client Fax:	
Extraction Date:	8/25/2008	Analyst:	WA
Analysis Date:	8/25/2008	Lab File:	82508.D15

COMPOUND	DETECTION LIMIT	TEST UNIT	TEST VALUE	METHOD
m&p-Xylene	5	ug/L	16.9	EPA 8260
Bromoform	5	ug/L	ND	EPA 8260
Styrene	5	ug/L	ND	EPA 8260
o-Xylene	5	ug/L	5.24	EPA 8260
1,1,2,2-Tetrachloroethane	5	ug/L	ND	EPA 8260
1,2,3-Trichloropropane	5	ug/L	ND	EPA 8260
Isopropylbenzene	5	ug/L	ND	EPA 8260
Bromobenzene	5	ug/L	ND	EPA 8260
n-Propylbenzene	5	ug/L	ND	EPA 8260
2-Chlorotoluene	5	ug/L	ND	EPA 8260
4-Chlorotoluene	5	ug/L	ND	EPA 8260
1,3,5-Trimethylbenzene	5	ug/L	ND	EPA 8260
tert-Butylbenzene	5	ug/L	ND	EPA 8260
1,2,4-Trimethylbenzene	5	ug/L	ND	EPA 8260
sec-Butylbenzene	5	ug/L	ND	EPA 8260
1,3-Dichlorobenzene	5	ug/L	ND	EPA 8260
1,4-Dichlorobenzene	5	ug/L	ND	EPA 8260
1,2-Dichlorobenzene	5	ug/L	ND	EPA 8260
p-iso-Propyltoluene	5	ug/L	ND	EPA 8260
n-Butylbenzene	5	ug/L	ND	EPA 8260
1,2-Dibromo-3-chloropropane	5	ug/L	ND	EPA 8260
1,2,4-Trichlorobenzene	5	ug/L	ND	EPA 8260
Naphthalene	5	ug/L	ND	EPA 8260
Hexachlorobutadiene	5	ug/L	ND	EPA 8260
1,2,3-Trichlorobenzene	5	ug/L	ND	EPA 8260
TPH GRO	100	ug/L	121	EPA 8015B
TPH DRO	500	ug/L	ND	EPA 8015B
SURROGATE SPIKE				
1,2-Dichloroethane-d4		%	93	EPA 8260
Dibromofluoromethane		%	110	EPA 8260
TFT		%	102	EPA 8015B
Toluene-d8		%	96	EPA 8260
Bromofluorobenzene		%	99	EPA 8260

ADVANCED ENVIRONMENTAL CONCEPTS, INC.
Laboratory Services 5292 Enterprise Street Suite C, Eldersburg, MD 21784 Phone 410-795-5955 Fax 410-795-9459

Certificate of Analysis

Sample Identification:	MW-7	Project Identification:	CALVERT CITGO
MATRIX:	water	Client Identification:	PRAGNESH PATEL
Sample Date:	8/14/2008	Client Telephone:	
Date Received:	8/20/2008	Client Fax:	
Extraction Date:	8/25/2008	Analyst:	WA
Analysis Date:	8/25/2008	Lab File:	82508.D19

COMPOUND	DETECTION LIMIT	TEST UNIT	TEST VALUE	METHOD
m&p-Xylene	5	ug/L	6400	EPA 8260
Bromoform	5	ug/L	ND	EPA 8260
Styrene	5	ug/L	ND	EPA 8260
o-Xylene	5	ug/L	2880	EPA 8260
1,1,2,2-Tetrachloroethane	5	ug/L	ND	EPA 8260
1,2,3-Trichloropropane	5	ug/L	ND	EPA 8260
Isopropylbenzene	5	ug/L	ND	EPA 8260
Bromobenzene	5	ug/L	ND	EPA 8260
n-Propylbenzene	5	ug/L	ND	EPA 8260
2-Chlorotoluene	5	ug/L	ND	EPA 8260
4-Chlorotoluene	5	ug/L	ND	EPA 8260
1,3,5-Trimethylbenzene	5	ug/L	304	EPA 8260
tert-Butylbenzene	5	ug/L	ND	EPA 8260
1,2,4-Trimethylbenzene	5	ug/L	1170	EPA 8260
sec-Butylbenzene	5	ug/L	ND	EPA 8260
1,3-Dichlorobenzene	5	ug/L	ND	EPA 8260
1,4-Dichlorobenzene	5	ug/L	ND	EPA 8260
1,2-Dichlorobenzene	5	ug/L	ND	EPA 8260
p-iso-Propyltoluene	5	ug/L	ND	EPA 8260
n-Butylbenzene	5	ug/L	ND	EPA 8260
1,2-Dibromo-3-chloropropane	5	ug/L	ND	EPA 8260
1,2,4-Trichlorobenzene	5	ug/L	ND	EPA 8260
Naphthalene	5	ug/L	157	EPA 8260
Hexachlorobutadiene	5	ug/L	ND	EPA 8260
1,2,3-Trichlorobenzene	5	ug/L	ND	EPA 8260
TPH GRO	100	ug/L	59100	EPA 8015B
TPH DRO	500	ug/L	ND	EPA 8015B

SURROGATE SPIKE

1,2-Dichloroethane-d4	%		91	EPA 8260
Dibromofluoromethane	%		107	EPA 8260
TFT	%		102	EPA 8015B
Toluene-d8	%		97	EPA 8260
Bromofluorobenzene	%		96	EPA 8260



CALIBER ANALYTICAL SERVICES

Certificate of Analysis

Advanced Environmental Concepts
5292 Enterprise St.
Eldersburg, MD 21784

Date Received: 08/20/08 12:22
Date Sampled: 08/14/08 0:00
Date Issued: 08/27/08 11:05

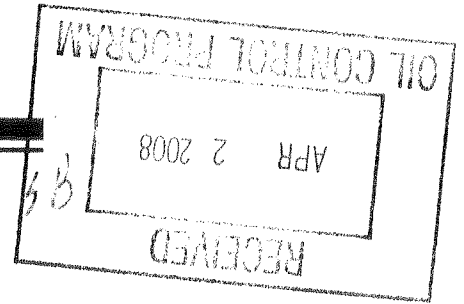
Project: Calvert Citgo
Site Location: North East, MD

SDG Number: 08082003

	Result	Unit	LLQ	MCL	Method	Prepared	Analyzed	Init.
Field Sample ID: DSW Calvert Citgo								
					Matrix: Water			
							Lab ID: 08082003-01	
Volatile Organic Compounds								
Benzene	ND	ug/L	0.5	5	EPA 524.2	08/25/08	08/25/08 18:34	JKL
Bromobenzene	ND	ug/L	0.5		EPA 524.2	08/25/08	08/25/08 18:34	JKL
Bromochloromethane	ND	ug/L	0.5		EPA 524.2	08/25/08	08/25/08 18:34	JKL
Bromodichloromethane	ND	ug/L	0.5		EPA 524.2	08/25/08	08/25/08 18:34	JKL
Bromoform	ND	ug/L	0.5		EPA 524.2	08/25/08	08/25/08 18:34	JKL
Bromomethane	ND	ug/L	0.5		EPA 524.2	08/25/08	08/25/08 18:34	JKL
n-Butylbenzene	ND	ug/L	0.5		EPA 524.2	08/25/08	08/25/08 18:34	JKL
sec-Butylbenzene	ND	ug/L	0.5		EPA 524.2	08/25/08	08/25/08 18:34	JKL
tert-Butylbenzene	ND	ug/L	0.5		EPA 524.2	08/25/08	08/25/08 18:34	JKL
Carbon tetrachloride	ND	ug/L	0.5	5	EPA 524.2	08/25/08	08/25/08 18:34	JKL
Chlorobenzene	ND	ug/L	0.5	100	EPA 524.2	08/25/08	08/25/08 18:34	JKL
Chloroethane	ND	ug/L	0.5		EPA 524.2	08/25/08	08/25/08 18:34	JKL
Chloroform	ND	ug/L	0.5		EPA 524.2	08/25/08	08/25/08 18:34	JKL
Chloromethane	ND	ug/L	0.5		EPA 524.2	08/25/08	08/25/08 18:34	JKL
2-Chlorotoluene	ND	ug/L	0.5		EPA 524.2	08/25/08	08/25/08 18:34	JKL
4-Chlorotoluene	ND	ug/L	0.5		EPA 524.2	08/25/08	08/25/08 18:34	JKL
Dibromochloromethane	ND	ug/L	0.5		EPA 524.2	08/25/08	08/25/08 18:34	JKL
1,2-Dibromo-3-chloropropane	ND	ug/L	0.5		EPA 524.2	08/25/08	08/25/08 18:34	JKL
1,2-Dibromoethane	ND	ug/L	0.5		EPA 524.2	08/25/08	08/25/08 18:34	JKL
Dibromomethane	ND	ug/L	0.5		EPA 524.2	08/25/08	08/25/08 18:34	JKL
1,2-Dichlorobenzene	ND	ug/L	0.5	600	EPA 524.2	08/25/08	08/25/08 18:34	JKL
1,3-Dichlorobenzene	ND	ug/L	0.5		EPA 524.2	08/25/08	08/25/08 18:34	JKL
1,4-Dichlorobenzene	ND	ug/L	0.5	75	EPA 524.2	08/25/08	08/25/08 18:34	JKL
Dichlorodifluoromethane	ND	ug/L	0.5		EPA 524.2	08/25/08	08/25/08 18:34	JKL
1,1-Dichloroethane	ND	ug/L	0.5		EPA 524.2	08/25/08	08/25/08 18:34	JKL
1,2-Dichloroethane	5.2	ug/L	0.5	5	EPA 524.2	08/25/08	08/25/08 18:34	JKL
1,1-Dichloroethene	ND	ug/L	0.5	7	EPA 524.2	08/25/08	08/25/08 18:34	JKL
cis-1,2-Dichloroethene	ND	ug/L	0.5	70	EPA 524.2	08/25/08	08/25/08 18:34	JKL
trans-1,2-Dichloroethene	ND	ug/L	0.5	100	EPA 524.2	08/25/08	08/25/08 18:34	JKL
1,2-Dichloropropane	ND	ug/L	0.5	5	EPA 524.2	08/25/08	08/25/08 18:34	JKL
1,3-Dichloropropane	ND	ug/L	0.5		EPA 524.2	08/25/08	08/25/08 18:34	JKL
2,2-Dichloropropane	ND	ug/L	0.5		EPA 524.2	08/25/08	08/25/08 18:34	JKL
1,1-Dichloropropene	ND	ug/L	0.5		EPA 524.2	08/25/08	08/25/08 18:34	JKL
cis-1,3-Dichloropropene	ND	ug/L	0.5		EPA 524.2	08/25/08	08/25/08 18:34	JKL
trans-1,3-Dichloropropene	ND	ug/L	0.5		EPA 524.2	08/25/08	08/25/08 18:34	JKL
Ethylbenzene	ND	ug/L	0.5	700	EPA 524.2	08/25/08	08/25/08 18:34	JKL
Isopropylbenzene	ND	ug/L	0.5		EPA 524.2	08/25/08	08/25/08 18:34	JKL
p-Isopropyltoluene	ND	ug/L	0.5		EPA 524.2	08/25/08	08/25/08 18:34	JKL
Methylene chloride	ND	ug/L	0.5	5	EPA 524.2	08/25/08	08/25/08 18:34	JKL

AEC

Advanced Environmental Concepts, Inc.



5292 Enterprise St Suite C Eldersburg, MD 21784 (410) 795-5955

Title:
Report of
Monitoring Well Installation, Redevelopment, Gauging
& Sampling

Project Site:
Calvert Country Store
2815 North East Rd
North East, MD 21901

MDE CASE# 1992-2616-CE

Prepared for:
Pragnesh Bhanustrasad L. Patel
2815 North East Rd
North East, MD 21901

March 24, 2008

Table of Contents

Scope of Report.....	1
Monitoring Well Installation.....	1
Monitoring Well Redevelopment.....	1
Monitoring Well Sampling.....	1
Groundwater Flow Calculation	2
Monitoring Well Sampling Results.....	2
Domestic Supply Well Sampling Results	2
Limitations.....	2
Attachment A	3
Figures and Drawing	3
Attachment B	4
Quick Reference Analytical Tables	4
Attachment C.....	5
Report of Analysis and Chain of Custody	5

	03/12/08	16.24			398.82
MW-7	02/07/08	NA	29.25	416.34	NA
	03/12/08	15.59			400.75

Groundwater Flow Calculation

On March 12, 2008 depth to groundwater and "top of casing" elevation measurements were recorded from each MW located on site. The average elevation above mean seal level, 420 ft, was used as the "height of the instrument" in the top of casing elevation calculation. These measurements were then used to create groundwater elevation contours. Groundwater elevation contours depict groundwater flow to be in the easterly direction. A groundwater elevation contour map can be found in Attachment A.

Monitoring Well Sampling Results

The groundwater samples collected from the site's MW's were analyzed for Volatile Organic Compounds (VOC's) by EPA Method 8260. Elevated levels of VOC and petroleum hydrocarbon contamination were observed in all of the groundwater samples collected with the exception of MW-2. Concentrations in excess of the MDE Groundwater Cleanup Standards were observed for the following compounds in at least one (1) of the groundwater samples collected during the 03/12/08 sampling event;

- Methyl-tertiary-Butyl-Ether (MtBE)
- 1,2-Dichloroethane (1,2-DCE)
- Benzene
- Toluene
- Tetrachloroethane (PCE)
- Ethyl benzene
- Xylenes (total)
- Isopropyl benzene
- Naphthalene

Quick Reference Analytical tables can be found in Attachment B. A full Report of Analysis and Chain of Custody can be found in Attachment C.

Domestic Supply Well Sampling Results

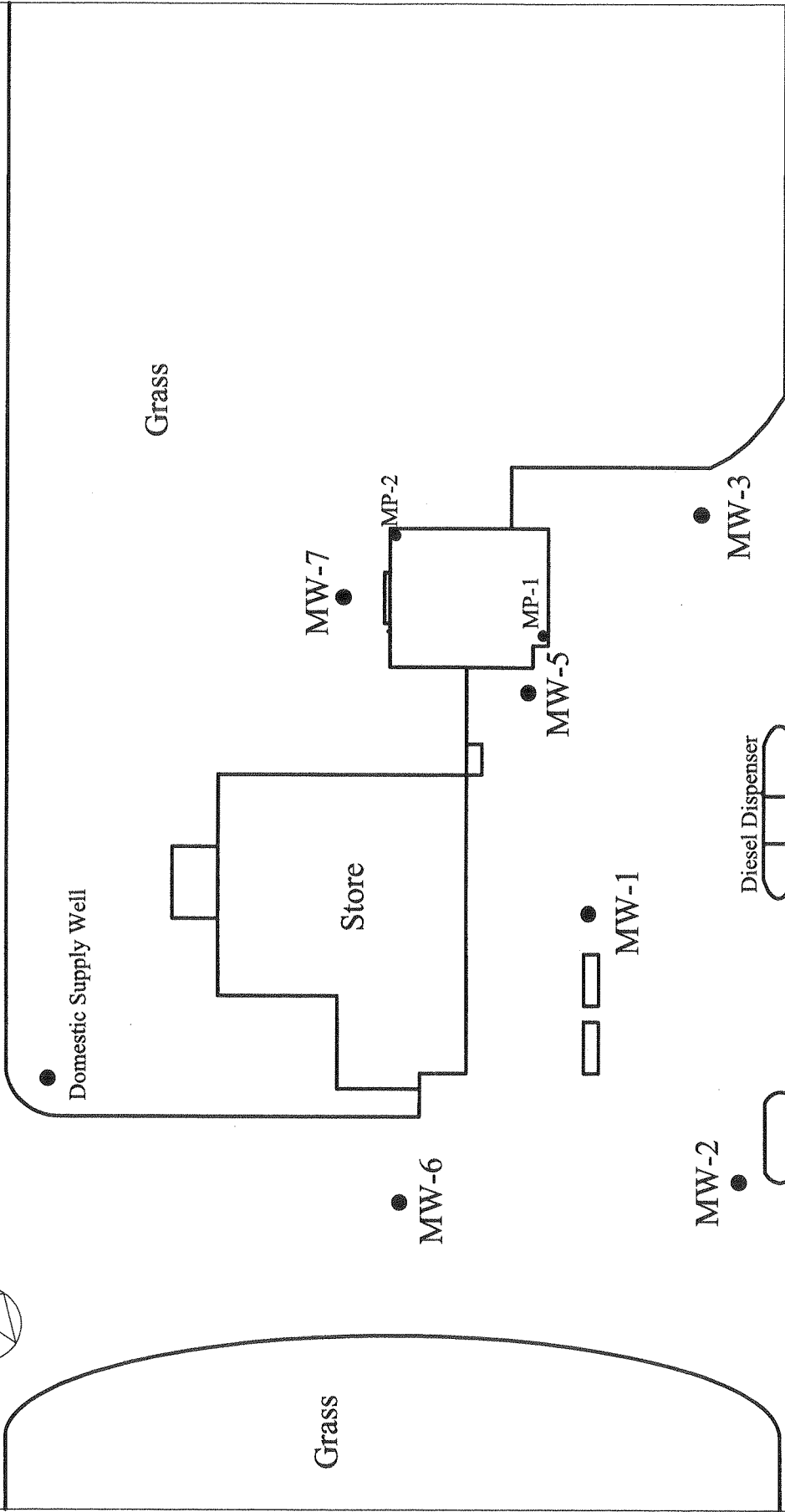
A domestic supply well sample was collected from the site's domestic during the 3/12/08 sampling event. The domestic supply well sample was sent to Caliber Analytical Services to be analyzed for VOCs by EPA Method 524.2. Elevated levels of VOC contaminants were not detected in the domestic supply well sample with the exception of Methyl-tertiary-Butyl-Ether (MtBE) at 9.1 micrograms per liter (ug/L), Chloromethane at .9 ug/L, 1,2-Dichloroethane at .6 ug/L and Diisopropyl ether (DIPE) at 1.4 ug/L. These concentrations do not exceed the EPA Maximum Contaminant Levels (MCLs) for drinking water or the MDE Groundwater Cleanup Standards. A full Report of Analysis and Chain of Custody can be found in Attachment C.

Limitations

The scope of work is limited to the activities and results contained in this report. Industry standard hydrogeologic investigative procedures and protocol were used in order to complete the scope of work. No other warranty expressed or implied is made.



Quaker Lane (Old MD Route 272)

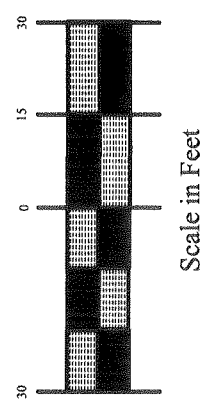


North East Rd. (MD Rt. 272)

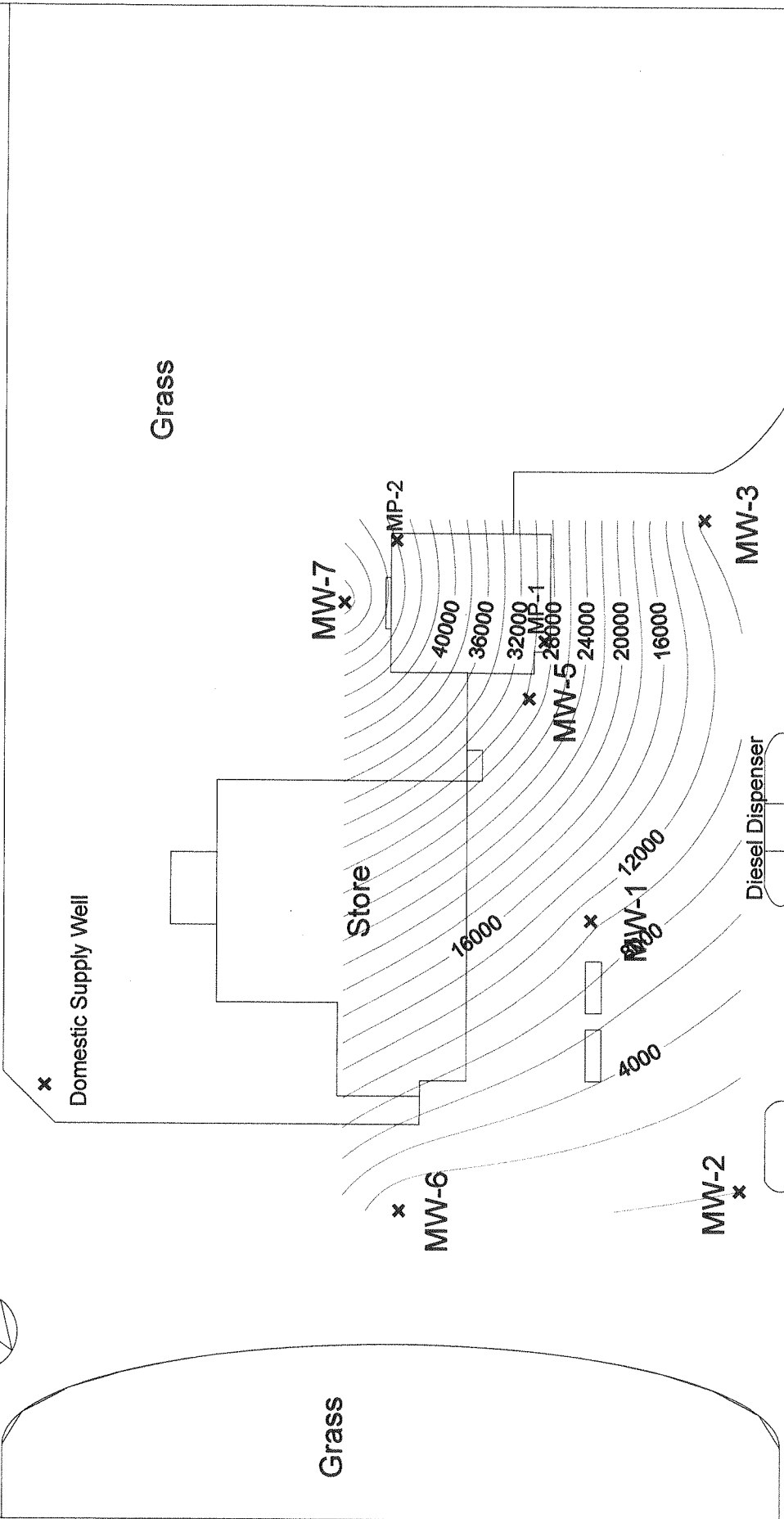
AEC
Advanced Environmental Concepts, Inc.

Site Drawing For:
Calvert Country Store
2815 North East Rd
North East, MD 21901


Date	3/13/08
Scale	1"=30ft
Drawing #	0546




Quaker Lane (Old MD Route 272)



North East Rd. (MD Rt. 272)

 <p>AEC Advanced Environmental Concepts, Inc.</p>	Site Drawing For: Calvert Country Store 2815 North East Rd North East, MD 21901		
	Date	3/13/08	
	Scale	1"=30ft	
	Drawing #	0546	



Attachment B

Quick Reference Analytical Tables

Attachment C

Report of Analysis and Chain of Custody

AEC, Inc
5292 Enterprise St Suite C
Eldersburg, MD 21784
Calvert Country Store: Report of Monitoring Well Gauging & Sampling 03/12/08

ADVANCED ENVIRONMENTAL CONCEPTS, INC.

Laboratory Services 5292 Enterprise Street Suite C, Eldersburg, MD 21784 Phone 410-795-5955 Fax 410-795-9459

Certificate of Analysis

Sample Identification:	MP-1	Project Identification:	CALVERT CITGO
MATRIX:	Water	Client Identification:	PATEL
Sample Date:	3/12/2008	Client Telephone:	
Date Received:	3/13/2008	Client Fax:	
Extraction Date:	3/13/2008	Analyst:	MM
Analysis Date:	3/13/2008	Lab File:	31308.D24

COMPOUND	DETECTION LIMIT	TEST UNIT	TEST VALUE	METHOD
m&p-Xylene	5	ug/L	266	EPA 8260
Bromoform	5	ug/L	ND	EPA 8260
Styrene	5	ug/L	ND	EPA 8260
o-Xylene	5	ug/L	121	EPA 8260
1,1,2,2-Tetrachloroethane	5	ug/L	ND	EPA 8260
1,2,3-Trichloropropane	5	ug/L	ND	EPA 8260
Isopropylbenzene	5	ug/L	ND	EPA 8260
Bromobenzene	5	ug/L	ND	EPA 8260
n-Propylbenzene	5	ug/L	ND	EPA 8260
2-Chlorotoluene	5	ug/L	ND	EPA 8260
4-Chlorotoluene	5	ug/L	ND	EPA 8260
1,3,5-Trimethylbenzene	5	ug/L	5.34	EPA 8260
tert-Butylbenzene	5	ug/L	ND	EPA 8260
1,2,4-Trimethylbenzene	5	ug/L	11.6	EPA 8260
sec-Butylbenzene	5	ug/L	ND	EPA 8260
1,3-Dichlorobenzene	5	ug/L	ND	EPA 8260
1,4-Dichlorobenzene	5	ug/L	ND	EPA 8260
1,2-Dichlorobenzene	5	ug/L	ND	EPA 8260
p-iso-Propyltoluene	5	ug/L	ND	EPA 8260
n-Butylbenzene	5	ug/L	ND	EPA 8260
1,2-Dibromo-3-chloropropane	5	ug/L	ND	EPA 8260
1,2,4-Trichlorobenzene	5	ug/L	ND	EPA 8260
Naphthalene	5	ug/L	ND	EPA 8260
Hexachlorobutadiene	5	ug/L	ND	EPA 8260
1,2,3-Trichlorobenzene	5	ug/L	ND	EPA 8260

SURROGATE SPIKE

1,2-Dichloroethane-d4	%	103	EPA 8260
Dibromofluoromethane	%	101	EPA 8260
TFT	%	98	EPA 8015B
Toluene-d8	%	94	EPA 8260
Bromofluorobenzene	%	102	EPA 8260

ADVANCED ENVIRONMENTAL CONCEPTS, INC.

Laboratory Services 5292 Enterprise Street Suite C, Eldersburg, MD 21784 Phone 410-795-5955 Fax 410-795-9459

Certificate of Analysis

Sample Identification:	MP-2	Project Identification:	CALVERT CITGO
MATRIX:	Water	Client Identification:	PATEL
Sample Date:	3/12/2008	Client Telephone:	
Date Received:	3/13/2008	Client Fax:	
Extraction Date:	3/13/2008	Analyst:	MM
Analysis Date:	3/13/2008	Lab File:	31308.D25

COMPOUND	DETECTION LIMIT	TEST UNIT	TEST VALUE	METHOD
m&p-Xylene	5	ug/L	17.1	EPA 8260
Bromoform	5	ug/L	ND	EPA 8260
Styrene	5	ug/L	ND	EPA 8260
o-Xylene	5	ug/L	10.1	EPA 8260
1,1,2,2-Tetrachloroethane	5	ug/L	ND	EPA 8260
1,2,3-Trichloropropane	5	ug/L	ND	EPA 8260
Isopropylbenzene	5	ug/L	ND	EPA 8260
Bromobenzene	5	ug/L	ND	EPA 8260
n-Propylbenzene	5	ug/L	ND	EPA 8260
2-Chlorotoluene	5	ug/L	ND	EPA 8260
4-Chlorotoluene	5	ug/L	ND	EPA 8260
1,3,5-Trimethylbenzene	5	ug/L	ND	EPA 8260
tert-Butylbenzene	5	ug/L	ND	EPA 8260
1,2,4-Trimethylbenzene	5	ug/L	ND	EPA 8260
sec-Butylbenzene	5	ug/L	ND	EPA 8260
1,3-Dichlorobenzene	5	ug/L	ND	EPA 8260
1,4-Dichlorobenzene	5	ug/L	ND	EPA 8260
1,2-Dichlorobenzene	5	ug/L	ND	EPA 8260
p-iso-Propyltoluene	5	ug/L	ND	EPA 8260
n-Butylbenzene	5	ug/L	ND	EPA 8260
1,2-Dibromo-3-chloropropane	5	ug/L	ND	EPA 8260
1,2,4-Trichlorobenzene	5	ug/L	ND	EPA 8260
Naphthalene	5	ug/L	ND	EPA 8260
Hexachlorobutadiene	5	ug/L	ND	EPA 8260
1,2,3-Trichlorobenzene	5	ug/L	ND	EPA 8260

SURROGATE SPIKE

1,2-Dichloroethane-d4	%	108	EPA 8260
Dibromofluoromethane	%	106	EPA 8260
TFT	%	98	EPA 8015B
Toluene-d8	%	94	EPA 8260
Bromofluorobenzene	%	102	EPA 8260

ADVANCED ENVIRONMENTAL CONCEPTS, INC.

Laboratory Services 5292 Enterprise Street Suite C, Eldersburg, MD 21784 Phone 410-795-5955 Fax 410-795-9459

Certificate of Analysis

Sample Identification:	MW-1	Project Identification:	CALVERT CITGO
MATRIX:	Water	Client Identification:	PATEL
Sample Date:	3/12/2008	Client Telephone:	
Date Received:	3/13/2008	Client Fax:	
Extraction Date:	3/13/2008	Analyst:	MM
Analysis Date:	3/13/2008	Lab File:	31308.D28

COMPOUND	DETECTION LIMIT	TEST UNIT	TEST VALUE	METHOD
m&p-Xylene	5	ug/L	1960	EPA 8260
Bromoform	5	ug/L	ND	EPA 8260
Styrene	5	ug/L	ND	EPA 8260
o-Xylene	5	ug/L	360	EPA 8260
1,1,1,2-Tetrachloroethane	5	ug/L	ND	EPA 8260
1,2,3-Trichloropropane	5	ug/L	ND	EPA 8260
Isopropylbenzene	5	ug/L	41.7	EPA 8260
Bromobenzene	5	ug/L	ND	EPA 8260
n-Propylbenzene	5	ug/L	62.1	EPA 8260
2-Chlorotoluene	5	ug/L	ND	EPA 8260
4-Chlorotoluene	5	ug/L	ND	EPA 8260
1,3,5-Trimethylbenzene	5	ug/L	135	EPA 8260
tert-Butylbenzene	5	ug/L	ND	EPA 8260
1,2,4-Trimethylbenzene	5	ug/L	600	EPA 8260
sec-Butylbenzene	5	ug/L	ND	EPA 8260
1,3-Dichlorobenzene	5	ug/L	ND	EPA 8260
1,4-Dichlorobenzene	5	ug/L	ND	EPA 8260
1,2-Dichlorobenzene	5	ug/L	ND	EPA 8260
p-iso-Propyltoluene	5	ug/L	ND	EPA 8260
n-Butylbenzene	5	ug/L	12.2	EPA 8260
1,2-Dibromo-3-chloropropane	5	ug/L	ND	EPA 8260
1,2,4-Trichlorobenzene	5	ug/L	ND	EPA 8260
Naphthalene	5	ug/L	348	EPA 8260
Hexachlorobutadiene	5	ug/L	ND	EPA 8260
1,2,3-Trichlorobenzene	5	ug/L	ND	EPA 8260

SURROGATE SPIKE

1,2-Dichloroethane-d4	%		102	EPA 8260
Dibromofluoromethane	%		97	EPA 8260
TFT	%		93	EPA 8015B
Toluene-d8	%		92	EPA 8260
Bromofluorobenzene	%		105	EPA 8260

ADVANCED ENVIRONMENTAL CONCEPTS, INC.

Laboratory Services 5292 Enterprise Street Suite C, Eldersburg, MD 21784 Phone 410-795-5955 Fax 410-795-9459

Certificate of Analysis

Sample Identification:	MW-2	Project Identification:	CALVERT CITGO
MATRIX:	Water	Client Identification:	PATEL
Sample Date:	3/12/2008	Client Telephone:	
Date Received:	3/13/2008	Client Fax:	
Extraction Date:	3/13/2008	Analyst:	MM
Analysis Date:	3/13/2008	Lab File:	31308.D29

COMPOUND	DETECTION LIMIT	TEST UNIT	TEST VALUE	METHOD
m&p-Xylene	5	ug/L	ND	EPA 8260
Bromoform	5	ug/L	ND	EPA 8260
Styrene	5	ug/L	ND	EPA 8260
o-Xylene	5	ug/L	ND	EPA 8260
1,1,2,2-Tetrachloroethane	5	ug/L	ND	EPA 8260
1,2,3-Trichloropropane	5	ug/L	ND	EPA 8260
Isopropylbenzene	5	ug/L	ND	EPA 8260
Bromobenzene	5	ug/L	ND	EPA 8260
n-Propylbenzene	5	ug/L	ND	EPA 8260
2-Chlorotoluene	5	ug/L	ND	EPA 8260
4-Chlorotoluene	5	ug/L	ND	EPA 8260
1,3,5-Trimethylbenzene	5	ug/L	ND	EPA 8260
tert-Butylbenzene	5	ug/L	ND	EPA 8260
1,2,4-Trimethylbenzene	5	ug/L	ND	EPA 8260
sec-Butylbenzene	5	ug/L	ND	EPA 8260
1,3-Dichlorobenzene	5	ug/L	ND	EPA 8260
1,4-Dichlorobenzene	5	ug/L	ND	EPA 8260
1,2-Dichlorobenzene	5	ug/L	ND	EPA 8260
p-iso-Propyltoluene	5	ug/L	ND	EPA 8260
n-Butylbenzene	5	ug/L	ND	EPA 8260
1,2-Dibromo-3-chloropropane	5	ug/L	ND	EPA 8260
1,2,4-Trichlorobenzene	5	ug/L	ND	EPA 8260
Naphthalene	5	ug/L	ND	EPA 8260
Hexachlorobutadiene	5	ug/L	ND	EPA 8260
1,2,3-Trichlorobenzene	5	ug/L	ND	EPA 8260

SURROGATE SPIKE

1,2-Dichloroethane-d4	%	103	EPA 8260
Dibromofluoromethane	%	105	EPA 8260
TFT	%	97	EPA 8015B
Toluene-d8	%	96	EPA 8260
Bromofluorobenzene	%	99	EPA 8260

ADVANCED ENVIRONMENTAL CONCEPTS, INC.

Laboratory Services 5292 Enterprise Street Suite C, Eldersburg, MD 21784 Phone 410-795-5955 Fax 410-795-9459

Certificate of Analysis

Sample Identification:	MW-3	Project Identification:	CALVERT CITGO
MATRIX:	Water	Client Identification:	PATEL
Sample Date:	3/12/2008	Client Telephone:	
Date Received:	3/13/2008	Client Fax:	
Extraction Date:	3/13/2008	Analyst:	MM
Analysis Date:	3/13/2008	Lab File:	31308.D30

COMPOUND	DETECTION LIMIT	TEST UNIT	TEST VALUE	METHOD
m&p-Xylene	5	ug/L	3000	EPA 8260
Bromoform	5	ug/L	ND	EPA 8260
Styrene	5	ug/L	7.82	EPA 8260
o-Xylene	5	ug/L	1320	EPA 8260
1,1,2,2-Tetrachloroethane	5	ug/L	ND	EPA 8260
1,2,3-Trichloropropane	5	ug/L	ND	EPA 8260
Isopropylbenzene	5	ug/L	44.3	EPA 8260
Bromobenzene	5	ug/L	ND	EPA 8260
n-Propylbenzene	5	ug/L	82.9	EPA 8260
2-Chlorotoluene	5	ug/L	ND	EPA 8260
4-Chlorotoluene	5	ug/L	ND	EPA 8260
1,3,5-Trimethylbenzene	5	ug/L	205	EPA 8260
tert-Butylbenzene	5	ug/L	ND	EPA 8260
1,2,4-Trimethylbenzene	5	ug/L	840	EPA 8260
sec-Butylbenzene	5	ug/L	ND	EPA 8260
1,3-Dichlorobenzene	5	ug/L	ND	EPA 8260
1,4-Dichlorobenzene	5	ug/L	ND	EPA 8260
1,2-Dichlorobenzene	5	ug/L	ND	EPA 8260
p-iso-Propyltoluene	5	ug/L	ND	EPA 8260
n-Butylbenzene	5	ug/L	15.6	EPA 8260
1,2-Dibromo-3-chloropropane	5	ug/L	ND	EPA 8260
1,2,4-Trichlorobenzene	5	ug/L	ND	EPA 8260
Naphthalene	5	ug/L	520	EPA 8260
Hexachlorobutadiene	5	ug/L	ND	EPA 8260
1,2,3-Trichlorobenzene	5	ug/L	ND	EPA 8260

SURROGATE SPIKE

1,2-Dichloroethane-d4	%	99	EPA 8260
Dibromofluoromethane	%	101	EPA 8260
TFT	%	97	EPA 8015B
Toluene-d8	%	95	EPA 8260
Bromofluorobenzene	%	104	EPA 8260

ADVANCED ENVIRONMENTAL CONCEPTS, INC.

Laboratory Services 5292 Enterprise Street Suite C, Eldersburg, MD 21784 Phone 410-795-5955 Fax 410-795-9459

Certificate of Analysis

Sample Identification:	MW-5	Project Identification:	CALVERT CITGO
MATRIX:	Water	Client Identification:	PATEL
Sample Date:	3/12/2008	Client Telephone:	
Date Received:	3/13/2008	Client Fax:	
Extraction Date:	3/13/2008	Analyst:	MM
Analysis Date:	3/13/2008	Lab File:	31308.D31

COMPOUND	DETECTION LIMIT	TEST UNIT	TEST VALUE	METHOD
m&p-Xylene	5	ug/L	7200	EPA 8260
Bromoform	5	ug/L	ND	EPA 8260
Styrene	5	ug/L	17.7	EPA 8260
o-Xylene	5	ug/L	3040	EPA 8260
1,1,2,2-Tetrachloroethane	5	ug/L	ND	EPA 8260
1,2,3-Trichloropropane	5	ug/L	ND	EPA 8260
Isopropylbenzene	5	ug/L	151	EPA 8260
Bromobenzene	5	ug/L	ND	EPA 8260
n-Propylbenzene	5	ug/L	242	EPA 8260
2-Chlorotoluene	5	ug/L	ND	EPA 8260
4-Chlorotoluene	5	ug/L	ND	EPA 8260
1,3,5-Trimethylbenzene	5	ug/L	500	EPA 8260
tert-Butylbenzene	5	ug/L	ND	EPA 8260
1,2,4-Trimethylbenzene	5	ug/L	1960	EPA 8260
sec-Butylbenzene	5	ug/L	ND	EPA 8260
1,3-Dichlorobenzene	5	ug/L	ND	EPA 8260
1,4-Dichlorobenzene	5	ug/L	ND	EPA 8260
1,2-Dichlorobenzene	5	ug/L	ND	EPA 8260
p-iso-Propyltoluene	5	ug/L	5.85	EPA 8260
n-Butylbenzene	5	ug/L	43.1	EPA 8260
1,2-Dibromo-3-chloropropane	5	ug/L	ND	EPA 8260
1,2,4-Trichlorobenzene	5	ug/L	ND	EPA 8260
Naphthalene	5	ug/L	840	EPA 8260
Hexachlorobutadiene	5	ug/L	ND	EPA 8260
1,2,3-Trichlorobenzene	5	ug/L	ND	EPA 8260

SURROGATE SPIKE

1,2-Dichloroethane-d4	%	95	EPA 8260
Dibromofluoromethane	%	97	EPA 8260
TFT	%	102	EPA 8015B
Toluene-d8	%	97	EPA 8260
Bromofluorobenzene	%	107	EPA 8260

ADVANCED ENVIRONMENTAL CONCEPTS, INC.

Laboratory Services 5292 Enterprise Street Suite C, Eldersburg, MD 21784 Phone 410-795-5955 Fax 410-795-9459

Certificate of Analysis

Sample Identification:	MW-6	Project Identification:	CALVERT CITGO
MATRIX:	Water	Client Identification:	PATEL
Sample Date:	3/12/2008	Client Telephone:	
Date Received:	3/13/2008	Client Fax:	
Extraction Date:	3/13/2008	Analyst:	MM
Analysis Date:	3/13/2008	Lab File:	31308.D32

COMPOUND	DETECTION LIMIT	TEST UNIT	TEST VALUE	METHOD
m&p-Xylene	5	ug/L	ND	EPA 8260
Bromoform	5	ug/L	ND	EPA 8260
Styrene	5	ug/L	ND	EPA 8260
o-Xylene	5	ug/L	ND	EPA 8260
1,1,2,2-Tetrachloroethane	5	ug/L	ND	EPA 8260
1,2,3-Trichloropropane	5	ug/L	ND	EPA 8260
Isopropylbenzene	5	ug/L	ND	EPA 8260
Bromobenzene	5	ug/L	ND	EPA 8260
n-Propylbenzene	5	ug/L	ND	EPA 8260
2-Chlorotoluene	5	ug/L	ND	EPA 8260
4-Chlorotoluene	5	ug/L	ND	EPA 8260
1,3,5-Trimethylbenzene	5	ug/L	ND	EPA 8260
tert-Butylbenzene	5	ug/L	ND	EPA 8260
1,2,4-Trimethylbenzene	5	ug/L	ND	EPA 8260
sec-Butylbenzene	5	ug/L	ND	EPA 8260
1,3-Dichlorobenzene	5	ug/L	ND	EPA 8260
1,4-Dichlorobenzene	5	ug/L	ND	EPA 8260
1,2-Dichlorobenzene	5	ug/L	ND	EPA 8260
p-iso-Propyltoluene	5	ug/L	ND	EPA 8260
n-Butylbenzene	5	ug/L	ND	EPA 8260
1,2-Dibromo-3-chloropropane	5	ug/L	ND	EPA 8260
1,2,4-Trichlorobenzene	5	ug/L	ND	EPA 8260
Naphthalene	5	ug/L	5.72	EPA 8260
Hexachlorobutadiene	5	ug/L	ND	EPA 8260
1,2,3-Trichlorobenzene	5	ug/L	ND	EPA 8260

SURROGATE SPIKE

1,2-Dichloroethane-d4	%	93	EPA 8260
Dibromofluoromethane	%	95	EPA 8260
TFT	%	99	EPA 8015B
Toluene-d8	%	97	EPA 8260
Bromofluorobenzene	%	102	EPA 8260

ADVANCED ENVIRONMENTAL CONCEPTS, INC.

Laboratory Services 5292 Enterprise Street Suite C, Eldersburg, MD 21784 Phone 410-795-5955 Fax 410-795-9459

Certificate of Analysis

Sample Identification:	MW-7	Project Identification:	CALVERT CITGO
MATRIX:	Water	Client Identification:	PATEL
Sample Date:	3/12/2008	Client Telephone:	
Date Received:	3/13/2008	Client Fax:	
Extraction Date:	3/13/2008	Analyst:	MM
Analysis Date:	3/13/2008	Lab File:	31308.D33

COMPOUND	DETECTION LIMIT	TEST UNIT	TEST VALUE	METHOD
m&p-Xylene	5	ug/L	8800	EPA 8260
Bromoform	5	ug/L	ND	EPA 8260
Styrene	5	ug/L	27.2	EPA 8260
o-Xylene	5	ug/L	4160	EPA 8260
1,1,2,2-Tetrachloroethane	5	ug/L	ND	EPA 8260
1,2,3-Trichloropropane	5	ug/L	ND	EPA 8260
Isopropylbenzene	5	ug/L	112	EPA 8260
Bromobenzene	5	ug/L	ND	EPA 8260
n-Propylbenzene	5	ug/L	225	EPA 8260
2-Chlorotoluene	5	ug/L	ND	EPA 8260
4-Chlorotoluene	5	ug/L	ND	EPA 8260
1,3,5-Trimethylbenzene	5	ug/L	440	EPA 8260
tert-Butylbenzene	5	ug/L	ND	EPA 8260
1,2,4-Trimethylbenzene	5	ug/L	1680	EPA 8260
sec-Butylbenzene	5	ug/L	ND	EPA 8260
1,3-Dichlorobenzene	5	ug/L	ND	EPA 8260
1,4-Dichlorobenzene	5	ug/L	ND	EPA 8260
1,2-Dichlorobenzene	5	ug/L	ND	EPA 8260
p-iso-Propyltoluene	5	ug/L	5.67	EPA 8260
n-Butylbenzene	5	ug/L	35.1	EPA 8260
1,2-Dibromo-3-chloropropane	5	ug/L	ND	EPA 8260
1,2,4-Trichlorobenzene	5	ug/L	ND	EPA 8260
Naphthalene	5	ug/L	800	EPA 8260
Hexachlorobutadiene	5	ug/L	ND	EPA 8260
1,2,3-Trichlorobenzene	5	ug/L	ND	EPA 8260

SURROGATE SPIKE

1,2-Dichloroethane-d4	%	95	EPA 8260
Dibromofluoromethane	%	96	EPA 8260
TFT	%	103	EPA 8015B
Toluene-d8	%	85	EPA 8260
Bromofluorobenzene	%	111	EPA 8260

ADVANCED ENVIRONMENTAL CONCEPTS, INC.

Laboratory Services 5292 Enterprise Street Suite C, Eldersburg, MD 21784 Phone 410-795-5955 Fax 410-795-9459

Certificate of Analysis

Sample Identification:	DOMESTIC SUPPLY	Project Identification:	CALVERT CITGO
MATRIX:	Water	Client Identification:	PATEL
Sample Date:	3/12/2008	Client Telephone:	
Date Received:	3/13/2008	Client Fax:	
Extraction Date:	na	Analyst:	MM
Analysis Date:	3/13/2008	Lab File:	31308.D23

COMPOUND	DETECTION LIMIT	TEST UNIT	TEST VALUE	METHOD
m&p-Xylene	0.5	ug/L	ND	EPA 524.2
Bromoform	0.5	ug/L	ND	EPA 524.2
Styrene	0.5	ug/L	ND	EPA 524.2
o-Xylene	0.5	ug/L	ND	EPA 524.2
1,1,2,2-Tetrachloroethene	0.5	ug/L	ND	EPA 524.2
1,2,3-Trichloropropane	0.5	ug/L	ND	EPA 524.2
Isopropylbenzene	0.5	ug/L	ND	EPA 524.2
Bromobenzene	0.5	ug/L	ND	EPA 524.2
n-Propylbenzene	0.5	ug/L	ND	EPA 524.2
2-Chlorotoluene	0.5	ug/L	ND	EPA 524.2
4-Chlorotoluene	0.5	ug/L	ND	EPA 524.2
1,3,5-Trimethylbenzene	0.5	ug/L	ND	EPA 524.2
tert-Butylbenzene	0.5	ug/L	ND	EPA 524.2
1,2,4-Trimethylbenzene	0.5	ug/L	ND	EPA 524.2
sec-Butylbenzene	0.5	ug/L	ND	EPA 524.2
1,3-Dichlorobenzene	0.5	ug/L	ND	EPA 524.2
1,4-Dichlorobenzene	0.5	ug/L	ND	EPA 524.2
1,2-Dichlorobenzene	0.5	ug/L	ND	EPA 524.2
p-iso-Propyltoluene	0.5	ug/L	ND	EPA 524.2
n-Butylbenzene	0.5	ug/L	ND	EPA 524.2
1,2-Dibromo-3-chloropropane	0.5	ug/L	ND	EPA 524.2
1,2,4-Trichlorobenzene	0.5	ug/L	ND	EPA 524.2
Naphthalene	0.5	ug/L	ND	EPA 524.2
Hexachlorobutadiene	0.5	ug/L	ND	EPA 524.2
1,2,3-Trichlorobenzene	0.5	ug/L	ND	EPA 524.2

SURROGATE SPIKE

1,2-Dichloroethane-d4	%	119	EPA 524.2
Dibromofluoromethane	%	113	EPA 524.2
Toluene-d8	%	96	EPA 524.2
Bromofluorobenzene	%	98	EPA 524.2



CALIBER ANALYTICAL SERVICES

Certificate of Analysis

Advanced Environmental Concepts
5292 Enterprise St.
Eldersburg, MD 21784

Date Received: 03/13/08 15:45
Date Sampled: 03/12/08 0:00
Date Issued: 03/20/08 14:39

Project: Calvert Citgo
Site Location: 2815 North East Rd.

SDG Number: 08031305

Field Sample ID:	Result	Unit	LLQ	MCL	Method	Prepared	Analyzed	Init.
Domestic Supply								
Matrix: Water								
Lab ID: 08031305-01								
Volatile Organic Compounds								
Benzene	ND	ug/L	0.5	5	EPA 524.2	03/19/08	03/19/08 14:38	JKL
Bromobenzene	ND	ug/L	0.5		EPA 524.2	03/19/08	03/19/08 14:38	JKL
Bromochloromethane	ND	ug/L	0.5		EPA 524.2	03/19/08	03/19/08 14:38	JKL
Bromodichloromethane	ND	ug/L	0.5		EPA 524.2	03/19/08	03/19/08 14:38	JKL
Bromoform	ND	ug/L	0.5		EPA 524.2	03/19/08	03/19/08 14:38	JKL
Bromomethane	ND	ug/L	0.5		EPA 524.2	03/19/08	03/19/08 14:38	JKL
n-Butylbenzene	ND	ug/L	0.5		EPA 524.2	03/19/08	03/19/08 14:38	JKL
sec-Butylbenzene	ND	ug/L	0.5		EPA 524.2	03/19/08	03/19/08 14:38	JKL
tert-Butylbenzene	ND	ug/L	0.5		EPA 524.2	03/19/08	03/19/08 14:38	JKL
Carbon tetrachloride	ND	ug/L	0.5	5	EPA 524.2	03/19/08	03/19/08 14:38	JKL
Chlorobenzene	ND	ug/L	0.5	100	EPA 524.2	03/19/08	03/19/08 14:38	JKL
Chloroethane	ND	ug/L	0.5		EPA 524.2	03/19/08	03/19/08 14:38	JKL
Chloroform	ND	ug/L	0.5		EPA 524.2	03/19/08	03/19/08 14:38	JKL
Chloromethane	0.9	ug/L	0.5		EPA 524.2	03/19/08	03/19/08 14:38	JKL
2-Chlorotoluene	ND	ug/L	0.5		EPA 524.2	03/19/08	03/19/08 14:38	JKL
4-Chlorotoluene	ND	ug/L	0.5		EPA 524.2	03/19/08	03/19/08 14:38	JKL
Dibromochloromethane	ND	ug/L	0.5		EPA 524.2	03/19/08	03/19/08 14:38	JKL
1,2-Dibromo-3-chloropropane	ND	ug/L	0.5		EPA 524.2	03/19/08	03/19/08 14:38	JKL
1,2-Dibromoethane	ND	ug/L	0.5		EPA 524.2	03/19/08	03/19/08 14:38	JKL
Dibromomethane	ND	ug/L	0.5		EPA 524.2	03/19/08	03/19/08 14:38	JKL
1,2-Dichlorobenzene	ND	ug/L	0.5	600	EPA 524.2	03/19/08	03/19/08 14:38	JKL
1,3-Dichlorobenzene	ND	ug/L	0.5		EPA 524.2	03/19/08	03/19/08 14:38	JKL
1,4-Dichlorobenzene	ND	ug/L	0.5	75	EPA 524.2	03/19/08	03/19/08 14:38	JKL
Dichlorodifluoromethane	ND	ug/L	0.5		EPA 524.2	03/19/08	03/19/08 14:38	JKL
1,1-Dichloroethane	ND	ug/L	0.5		EPA 524.2	03/19/08	03/19/08 14:38	JKL
1,2-Dichloroethane	0.6	ug/L	0.5	5	EPA 524.2	03/19/08	03/19/08 14:38	JKL
1,1-Dichloroethene	ND	ug/L	0.5	7	EPA 524.2	03/19/08	03/19/08 14:38	JKL
cis-1,2-Dichloroethene	ND	ug/L	0.5	70	EPA 524.2	03/19/08	03/19/08 14:38	JKL
trans-1,2-Dichloroethene	ND	ug/L	0.5	100	EPA 524.2	03/19/08	03/19/08 14:38	JKL
1,2-Dichloropropane	ND	ug/L	0.5	5	EPA 524.2	03/19/08	03/19/08 14:38	JKL
1,3-Dichloropropane	ND	ug/L	0.5		EPA 524.2	03/19/08	03/19/08 14:38	JKL
2,2-Dichloropropane	ND	ug/L	0.5		EPA 524.2	03/19/08	03/19/08 14:38	JKL
1,1-Dichloropropene	ND	ug/L	0.5		EPA 524.2	03/19/08	03/19/08 14:38	JKL
cis-1,3-Dichloropropene	ND	ug/L	0.5		EPA 524.2	03/19/08	03/19/08 14:38	JKL
trans-1,3-Dichloropropene	ND	ug/L	0.5		EPA 524.2	03/19/08	03/19/08 14:38	JKL
Ethylbenzene	ND	ug/L	0.5	700	EPA 524.2	03/19/08	03/19/08 14:38	JKL
Isopropylbenzene	ND	ug/L	0.5		EPA 524.2	03/19/08	03/19/08 14:38	JKL
p-Isopropyltoluene	ND	ug/L	0.5		EPA 524.2	03/19/08	03/19/08 14:38	JKL
Methylene chloride	ND	ug/L	0.5	5	EPA 524.2	03/19/08	03/19/08 14:38	JKL
Methyl t-butyl ether (MTBE)	9.1	ug/L	0.5	* 20	EPA 524.2	03/19/08	03/19/08 14:38	JKL

FRANKLIN ENGINEERING, INC.
71 ACADEMY ROAD
BALA CYNWYD, PA. 19004

610-664-6540

Fax 610-664-3315

joe@franklinengr.com

Date: 7/28/2008

To: Mr. Jerry Naples 215-729-1557 (8 sheets incl. cover)

From: Joe Graci

Subject: Calvert Citgo and Princeton Fuel

Please review the attached letter from MDE for Calvert and update your proposal based upon their letter. Send the updated proposal to me as a word doc and I will add what I have to do to coordinate the project and forward it to Haab.

Also attached is the deed for the Phase II at Princeton Fuel. Please provide a proposal for doing both the Phase I & II but don't mention the Phase I, just put it in as part of the Phase II report. You should cost out soil and groundwater samples. They had leaded gas, heating oil and kero at the site.

Sincerely yours,

Joe Graci



MARYLAND DEPARTMENT OF THE ENVIRONMENT

Oil Control Program, Suite 620, 1800 Washington Blvd., Baltimore MD 21230-1719
410-537-3442 • 410-537-3092 (fax) 1-800-633-6101

Martin O'Malley
Governor

Shari T. Wilson
Acting Secretary

Anthony G. Brown
Lieutenant Governor

Robert M. Summers, Ph.D.
Deputy Secretary

July 9, 2008

CERTIFIED MAIL

Mr. Chandrakant K. Patel (Current Owner/Operator)
Mr. Pragnesh Patel
Calvert Country Store
2815 North East Road
North East MD 21901

Mr. Kenneth D. Thomas (Former Owner and Operator)
Alger Fuel, Inc./Alger Oil Company, Inc./Country Stores, Inc.
559 Sylmar Road
Rising Sun MD 21911

**RE: NOTICE OF VIOLATION NV-OCP-2004-038-ADDENDUM
IMPLEMENTATION OF APPROVED WORK PLAN
Case No. 1992-2616-CE
Calvert Citgo (Former Alger Country Store)
2815 North East Road, North East
Facility No. 5678**

Dear Messrs. Patel and Thomas:

The Oil Control Program (OCP) recently completed a review of the case file for the above-referenced property located in Cecil County. A preliminary environmental assessment report prepared by Geomatrix, Inc. dated August 12, 1991 detected dissolved phase petroleum hydrocarbons in the network of six installed monitoring wells. In October 1992, 3/4-inch of liquid phase hydrocarbons (LPH) was detected in monitoring well MW-5. Subsequent gauging of on-site monitoring wells revealed up to 6 inches of LPH in MW-5. Based on the presence of LPH, the Department required the recovery of petroleum product through manual bailing.

On August 14, 2003, MDE-OCP again found 1/2-inch of LPH within the monitoring well network. The Department required the submittal of a *Corrective Action Plan*. On October 8, 2003, four direct push soil borings were advanced as part of a supplemental subsurface investigation. The investigation revealed LPH in boring B-2 at a depth of 17 feet.

Based on the continued presence of LPH and the location of this active service station in a high-risk groundwater use area, the Department issued letters on January 5, 2004; May 13, 2004; November 22, 2004; and September 7, 2005 (*see attached*) requiring the prompt cleanup of petroleum products released into the subsurface. On December 7, 2005, the Department approved the *Hydrogeologic Investigation/Work Plan - October 7, 2005* contingent upon modifications (*see enclosed approval letter*). To date, the Department has not received the results of this approved *Hydrogeologic Investigation*.



Recycled Paper

www.mde.state.md.us

TTY Users 1-800-735-2258

No. 2390 P. 2

Jul 28 2008 12:57 PM

In March 2008, the Department was on-site to witness the collection of groundwater samples from the recently re-developed monitoring well network. Split samples were collected from monitoring wells MW5 and MW6. Sampling results revealed the presence of petroleum contamination in monitoring wells MW1, MW3, MW5, and MW7.

The aforementioned findings constitute violations of Maryland law, specifically Code of Maryland Regulations (COMAR) 26.10.02.01C and 26.10.09.01B. These regulations provide that oil may not be discharged into, near, or in an area likely to pollute waters of the State and that the responsibility for the prompt control, containment, and removal of any released regulated substance shall be with the person(s) responsible for the discharge, the owner of the property, the owner of the regulated substance, the owner/operator of the storage system, and the person in charge of the facility.

According to the Department's administrative records, both Alger Oil, Inc. and Country Stores, Inc. either owned and/or operated the retail gasoline facility located at 2815 North East Road, North East, Cecil County, Maryland. Therefore, the Department hereby considers both Alger Oil, Inc. and Country Stores, Inc. as parties responsible for the prompt and thorough remediation of all subsurface contamination at the subject location. Based on the presence of both dissolved phase and liquid phase hydrocarbons in the groundwater, the location of this site in a high-risk groundwater use area, and the aforementioned violations, the Department requires both Alger Oil, Inc. and Country Stores, Inc. to foster a working relationship to complete the following:

Site Conceptual Model and Corrective Action:

- 1) No later than September 30, 2008, implement the *Hydrogeologic Investigation/Work Plan - October 7, 2005*, contingent upon modifications as approved on December 7, 2005 to assess the vertical and lateral extent of petroleum contamination in soils and groundwater associated with the Calvert Citgo site. Consideration must also be given to the migration of LPH and/or dissolved phase petroleum off-site, via groundwater and other preferential subsurface pathways (*See Enclosed Approval Letter*).
- 2) Both the *Site Conceptual Model (SCM)* and the approved *Supplemental Work Plan* are important building blocks for preparing a *Corrective Action Plan (CAP)* and implementing practical and cost-effective remedial technologies, such as extraction method(s) for groundwater contaminants. The Department considers the most cost-effective and time-effective approach would be to develop a detailed *SCM* first and identify data gaps for purposes of conducting future site investigation and remedial actions.

Develop a SCM to evaluate the total extent of petroleum contamination. A SCM is the compilation of all currently known and/or available data for the site, which is used to predict the source, fate, and transport of contaminants of concern. The SCM is normally created at the beginning of any site investigation and continually refined with the acquisition of data until resolution/closure. It is understood that new data may change predictions as a normal result of the process. A comprehensive and detailed SCM for this site must address the following issues:

- a. Source(s) of petroleum contamination;
- b. Any features and pathways, surface and/or subsurface, that may have influenced the transport of groundwater and contaminants;
- c. Fate and transport (known and/or predicted) of contaminants;
- d. Proposal for supplemental data to fill in gaps to further prove and/or refine the SCM.

Future Sampling and Groundwater Monitoring:

- 3) Beginning in August 2008, collect samples from all monitoring wells and tank field monitoring pipes not actively exhibiting LPH on a quarterly basis (**every three months**). All samples must be analyzed for full-suite volatile organic compounds (VOCs), including fuel oxygenates, using EPA Method 8260 and for total petroleum hydrocarbons/diesel and gasoline-range organics (TPH/DRO and TPH/GRO) using EPA Method 8015B. In March 2008, the Department was on-site to witness the collection of groundwater samples from the recently re-developed monitoring well network. Split samples were collected from monitoring wells MW-5 and MW-6 (*results enclosed*).
- 4) Beginning in August 2008, continue quarterly (**every three months**) sampling of the on-site drinking water supply well. All samples must be analyzed for full suite VOCs, including fuel oxygenates, using EPA Method 524.2 and for TPH/DRO and TPH/GRO using EPA Method 8015B. If a carbon filtration system is present, all samples must be collected from the system pre-, mid-, and post-filtration. In March 2008, the Department collected samples from your drinking water supply well (*results enclosed*).
- 5) Based on local, federal, and State well surveys, identify all drinking water wells (i.e. domestic, non-community/community water supply, agricultural), within a half-mile radius of the property and plot on a U.S. Geological Survey topographic map or scaled street map. Annotate on this map the 500 feet, 1,000 feet, and 0.5 mile radii. Provide a written summary on the depths of these wells, screen depths, and their current status. Review well completion reports for these wells and evaluate whether on-site conditions could potentially impact any off-site drinking water wells in the area. Written documentation must be provided of your findings and the list of persons contacted.
- 6) No later than August 30, 2008, sample the following addresses to ensure that petroleum contamination has not migrated off-site and impacted these sensitive receptors: 64 Quaker Lane; 2770, 2780, 2794, 2802, 2825, and 2826 North East Road; and the parcel located at Map 11, Grid, 12, Parcel 263, Lot 4 (which currently is not assigned a physical 911 mailing address). These drinking water well samples must be analyzed for full-suite VOCs, including fuel oxygenates, using EPA Method 524.2. If a granular activated carbon (GAC) filtration system is present, samples must be collected pre-filtration.
- 7) To avoid any confusion with area residents receiving Calvert Citgo's written request for *Water Well Sampling Access*, please provide a copy of the proposed letter that will be sent to all property owners earmarked for the sampling program. This *Water Well Sampling Access* letter must be reviewed and approved by the Department prior to mailing. Upon approval of a *Water Well Sampling Access* letter, schedule and conduct initial sampling of the potable wells located at the addresses referenced above. After the sampling results have been obtained, provide a copy to each homeowner sampled, the Cecil County Health Department, and the MDE-OCP.

Compliance Issues:

In accordance with COMAR 26.10.02.03-3A and 26.10.02.03-4A(3), any service station operating a gasoline underground storage tank with greater than 2,000-gallons storage capacity and equipped with Stage II vapor recovery in an area serviced by drinking water wells must conduct the following to ensure continued UST compliance:


- 8) Annual enhanced helium testing must be conducted on the gasoline UST systems. The helium test must have a detection limit of 5 parts per million (ppm) or less. All repairs and/or system corrections made to the system before, during, and/or after the test must be logged and reported to the Oil Control Program within twenty (20) *days of completion of the test*.

- 9) The Department issued a *Notice to Correct Deficiencies* letter in April 2007 requiring the correction of deficiencies identified during the February 17, 2007 *Third Party Compliance Inspection*. Inspections conducted by Departmental personnel in July, September, and December 2007 revealed outstanding compliance deficiencies at this location. *For questions regarding these compliance issues, please contact the Compliance Division at 410-537-3442.*

Based on the results of the *Hydrogeologic Investigation/Work Plan* and the *Site Conceptual Model*, the Department may require the submittal of a Corrective Action Plan (CAP) to mitigate any potential current and future risks to on-site and/or off-site receptors. Please note that all information, data, reports or plans generated for this site must be submitted to the Oil Control Program for review by dates specified and/or agreed upon with the Department. Failure to perform the advised actions may result in enforcement proceedings that could include the issuance of civil penalties and other legal sanctions.

Notify the Oil Control Program at least five (5) working days prior to the start of any fieldwork associated with this project. When submitting documentation to the Oil Control Program, please provide four (4) hard copies and one copy on a compact disc (CD) for updating the Oil Control Program's *Remediation Sites* list on the MDE website. For all questions concerning this case, please contact the case manager, Mrs. Susan Bull, at 410-537-3499 or via email: sbull@mde.state.md.us.

Sincerely,



Yolande J.C. Norman, Chief
Remediation and State Lead Division
Oil Control Program

SB

Enclosures: January 5, 2004 - *Notice of Violation NV-2004-038*
May 13, 2004 - Modification requirements letter
November 22, 2004 - *Notice of Violation NV-2004-038*, reissued to include current owners
September 7, 2005 - *Notice of Violation NV-2004-038 Addendum*
December 7, 2005 - *Hydrogeologic Investigation Approval Letter*
March 12, 2008 - Drinking water well sampling results
March 12, 2008 - Sampling results MW-5 and MW-6

cc: Mr. James A. Johnson (Semmes, Bowen & Semmes)
Mr. Charles Smyser (Cecil County Health Department)
Mr. Thomas L. Walter
Mr. Herbert M. Meade
Mr. Horacio Tablada

This Indenture, MADE THE

day of _____ in the year of
our Lord one thousand nine hundred and seventy-five

Between PRINCETON FUEL OIL COMPANY, a New Jersey corporation,
party

of the first part, and
PRINCETON FUEL OIL COMPANY, INC., a New Jersey corporation, party
220 Alexander Street, Princeton, New Jersey 08540

of the second part;

Witnesseth, That the said party of the first part, for and in consideration of

the sum of Two Hundred Thirty-Two Thousand Dollars (\$232,000)

lawful money of the United States of America,

COUNTY OF MERCER	
CONSIDERATION	232,000.
REALTY TRANSFER FEE	8,121.00
DATE	10-2-75 BY R.C.

well and truly paid by the said party of the second part to the said party of the first part, at and before the
enclosing and delivery of these presents, the receipt whereof is hereby acknowl-
edged has granted, bargained, sold, aliened, enfeoffed,
released, conveyed and confirmed and by these presents does grant, bargain, sell,
alien, enfeoff, release, convey and confirm, unto the said party of the second part,
its successors and assigns,

ALL THAT CERTAIN TRACT OR PARCEL OF LAND in the Township of Princeton,
County of Mercer, State of New Jersey, bounded and described as
follows; to wit:

BEGINNING at a point in the easterly line of Alexander Street said
point bears South 10 degrees 00 minutes East, 1309.20 feet from the
point of intersection of said line with the southerly line of
University Place and running,

thence (1) Along lands now or formerly of Le Roy A. Skillman, et ux
North 80 degrees 09 minutes East, 129.87 feet to a point;

thence (2) Along lands of the United N.J.R.R. and Canal Company South
10 degrees 14 minutes 30 seconds East, 83.36 feet to a point;

thence (3) Along lands now or formerly of Robert C. Miller, South
80 degrees 45 minutes West, 130.24 feet to a point;

thence (4) Along the aforesaid line of Alexander Street North 10
minutes West, 82.00 feet to the point and

thence (4) Along the aforesaid line of Alexander Street North 10 degrees 00 minutes West, 82.00 feet to the point and place of BEGINNING.

[2]

SHOWN on a plan entitled "Plan of Property of John F. Hoff, Jr. to be conveyed to Princeton Fuel Oil Company, Princeton Township, Mercer County, New Jersey Surveyed and Drawn by Van Note-Harvey Associates, Civil Engineers and Land Surveyors, Princeton, N. J. Scale 1" = 10 feet, September 29, 1964."

VOL 2000 PAGE 500

ACCORDING to a description by Van Note-Harvey Associates, Princeton, N. J.

BEING the same premises which Margaret H. Woodruff, et al, by Deed dated October 16, 1964 and recorded November 6, 1964 in Book 1719, Page 520 granted and conveyed unto the said Princeton Fuel Oil Company, in fee.



MARYLAND DEPARTMENT OF THE ENVIRONMENT

Oil Control Program, Suite 620, 1800 Washington Blvd., Baltimore MD 21230-1719
410-537-3442 • 410-537-3092 (fax) 1-800-633-6101

Martin O'Malley
Governor

Shari T. Wilson
Acting Secretary

Anthony G. Brown
Lieutenant Governor

Robert M. Summers, Ph.D.
Deputy Secretary

September 24, 2008

Mr. Chandrakant K. Patel (Current Owner/Operator)
Mr. Pragnesh Patel
Calvert Country Store
2815 North East Road
North East MD 21901

Mr. Kenneth D. Thomas (Former Owner and Operator)
Alger Fuel, Inc./Alger Oil Company, Inc./Country Stores Inc.
559 Sylmar Road
Rising Sun MD 21911

RE: FINAL RESPONSE FOR IMPLEMENTATION OF APPROVED WORK PLAN
Case No. 1992-2616-CE
Notice of Violation NV-2004-038-Addendum
Calvert Citgo (Former Alger Country Store)
2815 North East Road, North East
Facility No. 5678

Dear Messrs. Patel and Thomas:

The Maryland Department of the Environment (MDE), Oil Control Program (OCP) recently completed a review of the *Response letter - August 22, 2008*, including the request for off-site sampling access letter and quality assurance/quality control (QA/QC) questions for the above-referenced property located in Cecil County. The Department understands that React Environmental was retained by representatives of Alger Oil to conduct the work required in the MDE-OCP's July 9, 2008 directive letter. On September 22, 2008, the MDE-OCP was notified that sampling of the on-site supply well detected methyl tertiary-butyl ether (MTBE) above the State's action level of 20 parts per billion (ppb) and that the current owner will be installing a granular activated carbon (GAC) filtrations system (see enclosed fact sheet for information on GAC systems).

Regarding questions 1 through 5 in your *August 22, 2008 letter*, the Department accepts sampling data from Encore samplers. Please note that QA/QC procedures, in accordance with standard industry protocol, apply to the collection of all soil, groundwater, and drinking water samples. These procedures must be described in the *Supplemental Subsurface Investigation Report*. If you require additional site-specific information, the case file is available through the Public Information Act (PIA) and you will need to contact the PIA coordinator, Ms. Marie Stephens at 410-537-3422 (email: mstephens@mde.state.md.us).


The Department hereby approves the draft *Water Well Access Request Letter* for immediate mailing to the following addresses: 64 Quaker Lane; 2770, 2780, 2794, 2802, 2825, and 2826 North East Road, and the parcel located at Map 11, Grid 12, Parcel 263, Lot 4 (currently not assigned a physical 911 mailing address). These drinking water samples must be analyzed for full-suite volatile organic compounds (VOCs), including fuel oxygenates, using EPA Method 524.2. If a granular activated carbon (GAC) filtration system is present, samples must be collected pre-filtration. The Department anticipates receiving copies of the letters mailed to adjacent property owners no later than October 24, 2008.

The Department hereby approves the proposed advancement of twelve (12) additional direct push borings contingent upon the following modifications:

- 1) Relocate proposed boring (B-003) to a location north of the active underground storage tank (UST) field (between the UST field and the property boundary).
- 2) Soil and groundwater samples must be collected from each boring location.
- 3) Advance 2-inch-diameter piezometers for the collection of soil and groundwater samples. All samples collected from temporary borings must be analyzed for full suite VOCs, including fuel oxygenates, using EPA Method 8260 and for TPH/DRO and TPH/GRO using EPA Method 8015B.
- 4) Beginning in November 2008, collect samples from all monitoring wells and tank field monitoring pipes not actively exhibiting LPH on a quarterly basis (**every three months**). All samples must be analyzed for full suite VOCs, including fuel oxygenates, using EPA Method 8260 and for TPH/DRO and TPH/GRO using EPA method 8015B.
- 5) The Department anticipates receiving the results of the *Supplemental Subsurface Investigation* no later than December 15, 2008.

Notify the Oil Control Program at least five (5) working days prior to the start of any fieldwork associated with this project. When submitting documentation to the Oil Control Program, please provide a total of four (4) hard copies and one copy on a compact disc (CD) for updating the Oil Control Program's *Remediation Sites* list on the MDE website. For all questions concerning this case, please contact the case manager, Mrs. Susan Bull, at 410-537-3499 or via email: sbull@mde.state.md.us.

Sincerely,


Yolande J.C. Norman, Chief
Remediation and State Lead Division
Oil Control Program

SRB/nln
Enclosure

cc: Mr. James A. Johnson (Semmes, Bowen & Semmes)
Ms. Brenda McPhail (React Environmental Professional Services Group, Inc.)
Mr. Charles Smyser (Cecil County Health Department)
Mr. Thomas L. Walter
Mr. Herbert M. Meade
Mr. Horacio Tablada



FACT SHEET

Granular Activated Carbon (GAC) Filtration Systems at Petroleum Contaminated Properties

What is Granular Activated Carbon (GAC)?

Activated carbon is made from materials such as petroleum coke, bituminous coal, lignite, wood products, coconut shell, or peanut shells. Activation is achieved in a process where steam and high temperature contacts with the material, producing a carbon substance with many small pores. The activated carbon is crushed to produce a granular or pulverized product. Small pores in the granular activated carbon (GAC) increase the surface area of the material, allowing certain compounds/contaminants attracted to the carbon to be adsorbed onto the carbon. The efficiency of the adsorption process is influenced by the characteristics of the carbon and the contaminant, as well as the amount of water pumped through the filter.

Different types of carbon remove different contaminants, and no one type of carbon removes all contaminants. Activated carbon filters will not remove microbial contaminants, calcium, magnesium, fluoride, nitrate, and many other compounds that are highly soluble in water. However, most carbon compounds, such as those found in gasoline and oil, are removed effectively.

Recommended GAC System

Point-of-Entry (POE) System. A system that treats all water by being connected to the supply line as it enters the home. This system is recommended for most petroleum contaminant situations. This system usually consists of two 2-cubic-foot fiberglass-reinforced GAC filters, 12 -inch diameter by 48-inch height, piped in series with sampling ports installed before the first filter, in-between the two filters, and after the two filters. Once the POE system is installed, a sampling schedule will be set up to collect samples pre-, mid-, and post-filtration. The schedule of sampling is based on the level of contamination and amount of water used in the home. The sampling frequency will be adjusted as a filter history is developed.

Some drawbacks for a home using a GAC unit include pressure decline, staining of water fixtures, and change in taste. These items can normally be addressed through the proper choice of carbon material and system service. We recommend changing or servicing the filters at least once a year to avoid bacteria buildup and ensure proper water pressure is maintained in the home. We further recommend the use of virgin coconut shell carbon as a filter medium.

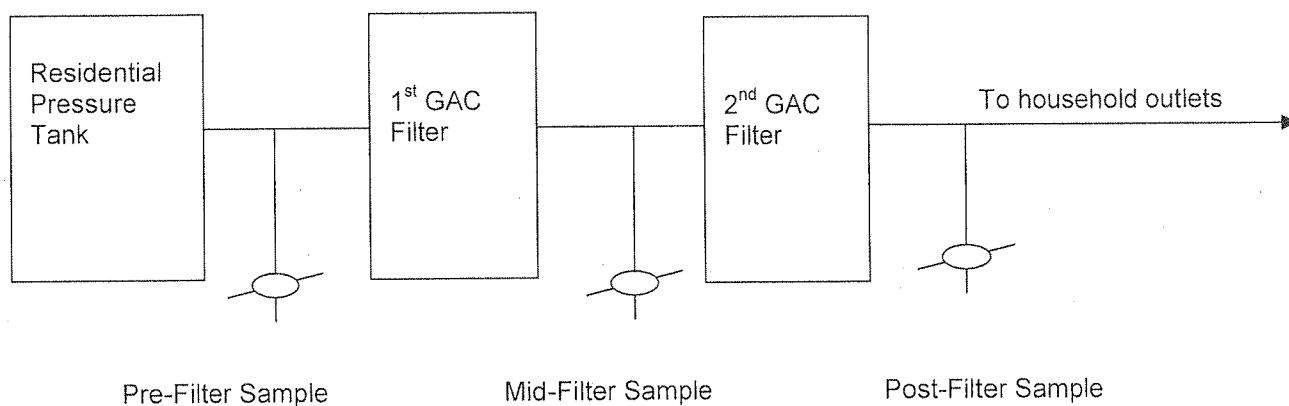
Criteria for GAC System Installation

A drinking water well is sampled using EPA Method 524.2 and petroleum concentrations are detected above the federal and State Safe Drinking Water Standard). The Maryland Department of the Environment's Oil Control Program reserves the right to request another confirmatory sample to verify contaminant levels. The maximum contaminant level for benzene, toluene, ethylbenzene, and xylene (BTEX) and the State's action level for methyl tertiary-butyl ether (MTBE), chemicals commonly

detected as a result of petroleum impact are:

- 5 ppb for benzene
- 1,000 ppb for toluene
- 700 ppb for ethylbenzene
- 10,000 ppb for xylene
- 20 ppb for MTBE

Schematic Diagram of a Typical Point of Entry GAC System



Please note that for non-community supply wells, a permit application must be submitted to the Water Management Administration for the installation and final design of a GAC system.

Disclaimer:

The intent of this fact sheet is to provide information to the reader. To fully understand the subject, the reader should research additional sources of information. MDE makes no claims to the accuracy of this information and accepts no liability regarding the use or interpretation of this document.