

September 6, 2023

Mr. Matt Mueller
Maryland Department of the Environment
Oil Control Program
1800 Washington Boulevard
Baltimore, MD 21230

RE: **June 2023 Sampling Event**
George's Deli & Gas
602 Deer Park Road & 2139 Sykesville Road
Westminster, Maryland
MDE Case No. 2007-0096-CL
Administrative Consent Order OCP-081564
CGS Project No. CG-08-0348

Dear Mr. Mueller:

On behalf of the Country Side Trust, Chesapeake GeoSciences, Inc. (CGS) is pleased to submit this report which documents the methodology and results of the June 2023 Sampling Event performed at the George's Deli & Gas property located at 602 Deer Park Road in Westminster, Maryland ("Property") and the adjacent Victoria Farms property located at 2139 Sykesville Road ("Adjacent Property"). The two properties will be collectively referred to as the "Site" (**Figure 1**).

1.0 FIELD INVESTIGATION - METHODOLOGY AND FIELD OBSERVATIONS

1.1 Monitoring Well Gauging and Sampling

The monitoring well network at the Site is comprised of 17 groundwater monitoring wells: H-1A, H-3, H-4A, H-6, MW-1, MW-1A, MW-2, MW-3, MW-4, MW-5, MW-6, MW-7A, MW-7B, MW-7R, the Lot 4 Well, the Lot 7 Well, and the Sentinel Well. Well construction, survey, and groundwater monitoring well gauging data for the wells are presented in **Table 1**. The well locations are shown in **Figure 2**.

Consistent with approvals specified in the October 12, 2018 and May 6, 2020 correspondence received from Ms. Ellen Jackson, Northern Region Supervisor at the Maryland Department of the Environment, Oil Control Program (MDE-OCP), 1) the frequency of groundwater sampling events at the Site was reduced from quarterly to semi-annually; and 2) the number of wells included in each groundwater sampling event was reduced from 17 to 12.

1.1.1 Monitoring Well Gauging

CGS gauged all 17 of the monitoring wells on June 2, 2023. The wells were gauged to determine the depth to groundwater using an electronic water level meter. Well gauging data are presented in **Table 1**.

1.1.2 Monitoring Well Sampling

CGS sampled 12 of the monitoring wells on June 2 through June 6, 2023 (i.e., all of the wells except for H-3, H-4A, MW-3, MW-4, MW-5, MW-6, and the Lot 4 Well). Wells that produce sufficient water (i.e., all sampled wells except for MW-4 and MW-6) were purged before samples were collected according to low-flow methodology using a variable speed submersible pump and disposable tubing until stabilization of the monitored field parameters was achieved. Field parameters recorded during low-flow well purging included dissolved oxygen (DO), oxidation-reduction potential, conductivity, pH, and temperature. These field parameters were measured with a water quality meter using a flow-through cell. Turbidity was also measured using a separate meter. Samples were then collected from the submersible pump discharge stream. All down-well equipment and supplies were decontaminated prior to use in each well.

Because they produced insufficient yield for low-flow purging/sampling, MW-4 and MW-6 were purged to dryness twice using disposable bailers prior to sample collection which was then performed using a new disposable bailer. Field parameters were not measured for MW-4 and MW-6.

Quality Assurance/Quality Control (QA/QC) samples that were collected included one duplicate groundwater sample, collected from the Lot 7 Well, one trip blank, and one equipment rinsate blank. Groundwater sampling logs were generated and are included in **Attachment A**.

Well purge water was collected and placed into a temporary holding tank and treated on-site using a granular activated carbon (GAC) filtration system before discharge to the ground surface. A post treatment water sample was collected from the GAC filtration system.

The groundwater, QA/QC, and water treatment system samples were packaged in iced coolers and delivered with an accompanying chain-of-custody form to Maryland Spectral Services (MSS) in Baltimore, Maryland for laboratory analysis. The groundwater and QA/QC samples were analyzed for volatile organic compounds (VOCs), including methyl tert-butyl ether (MTBE), associated fuel oxygenates, and naphthalene, via EPA Method 8260. The water treatment system sample was analyzed for VOCs via EPA Method 8260 and total petroleum hydrocarbons gasoline-range organics (TPH-GRO) via EPA Method 8015.

1.2 Water Supply Well Sampling

Drinking water samples were collected from the Site's drinking water supply well and from the private drinking water supply well at 2040 Don Avenue. CGS collected water samples on June 5, 2023 at the locations specified below in Table A. Water was purged from the lines and pressure tank by allowing the water to run approximately 10 minutes before collecting the samples.

Table A
Water Supply Well Sampling Event Locations

602 Deer Park Road (On-Site)	2040 Don Avenue (Off-Site Residence)
Interior sink	Outside spigot located on the west side of the house, between the well and the house.

The drinking water samples and an associated trip blank were packaged in an iced cooler and delivered with an accompanying chain-of-custody form to MSS for analysis of VOCs, including MTBE, associated fuel oxygenates, and naphthalene, via EPA Method 524.2.

2.0 INVESTIGATION RESULTS

2.1 Well Gauging Results

Well gauging data are presented in **Table 1**. A groundwater contour map was generated from the gauging data and is presented in **Figure 3**. In general, the direction of groundwater flow is toward the north from 602 Deer Park Road (the Property) to 2139 Sykesville Road (Victoria Farms, the Adjacent Property). However, the groundwater flow on the Property is historically toward the northwest, and generally at a steep hydraulic gradient. The steep hydraulic gradient on the Property is indicative of a bedrock fracture zone that trends from the Property to the northeast and the Lot 7 Well.

Groundwater levels recorded on June 2, 2023 were higher than those recorded on November 7, 2022 but were lower than the groundwater levels recorded during the May/June sampling events performed between 2018 and 2022.

2.2 Analytical Laboratory Results

The analytical results for the detected analytes in the groundwater samples are presented in **Table 2**, and the analytical results for the detected analytes in the water supply well samples are presented in **Table 3**. A summary of historical groundwater sample results is presented in **Table 4**. The VOC results are reported in the tables in micrograms per liter [$\mu\text{g/L}$ or parts per billion (ppb)]. Concentrations for detected analytes are shown in the tables in bold text. Method Reporting Limits (MRLs) for analytes that were not detected in a particular sample are shown in **Tables 2, 3, and 4** in gray text and qualified with a “U” or a “<”, respectively. Any analyte detected at a concentration above the Method Detection Limit (MDL), but below the MRL is presented in the tables with a “J” qualifier, indicating that the result is considered an estimated concentration. The laboratory reports and chain-of-custody documentation are included in **Attachment B**.

The analytical results shown in **Tables 2, 3, and 4** were compared to MDE Groundwater Standards for Type I and Type II Aquifers (the MDE Groundwater Standards). Analyte concentrations which exceeded a respective standard are shown in the tables as bold, red, and underlined text. Brief summaries of the analytical results and the results of the screening are included below in Sections 2.2.1 and 2.2.2. A more detailed interpretation of the analytical results is included below in Section 3.1.

2.2.1 Groundwater Sampling Results

Twelve (12) wells were sampled during the June 2023 Sampling Event (**Table 2**) at the Site. Three petroleum hydrocarbon related VOCs [tert-amyl methyl ether (TAME), tert-butanol (TBA), and MTBE] were detected in the groundwater samples. No other VOCs were detected in the groundwater samples. No VOCs were detected in the groundwater samples obtained from monitoring wells H-6, MW-4, MW-6, MW-7A, MW-7B, MW-7R, and the Sentinel Well. No VOCs, other than MTBE, were detected in the groundwater samples obtained from monitoring wells H-1A, MW-1, and MW-2. No VOCs were detected in the equipment rinsate blank (GDG-EFB) or the trip blank (GDG-GW-TB).

MTBE was detected in the groundwater samples from five wells at concentrations ranging from 1.6 to 171 $\mu\text{g/L}$. Three of these wells (i.e., MW-1A, MW-2, and the Lot 7 Well) had MTBE concentrations that exceeded its MDE Groundwater Standard (20 $\mu\text{g/L}$). The groundwater sample with the highest MTBE concentration was collected from the Lot 7 Well (171 $\mu\text{g/L}$). MW-1A and MW-2 had MTBE concentrations of 53.1 and 29.6 $\mu\text{g/L}$, respectively

No other analytes were detected in the groundwater samples at concentrations above the MDE Groundwater Standards.

Figure 4 is an isoconcentration map generated from the groundwater monitoring well MTBE analytical data. Note that historic data (i.e., all non-detects since November 2015 or earlier) from wells that were not sampled during this event, including H-3, H-4A, MW-3, MW-5, and the Lot 4 Well, were used as control data for the isoconcentration map.

2.2.2 Water Supply Well Sampling Results

The analytical results for the detected analytes in the June 2023 water supply well samples are presented in **Table 3**.

MTBE was detected in the sample collected from the Site (0.83 µg/L) at a concentration below the MDE Groundwater Standard (20 µg/L). No other VOCs were detected in these samples.

2.2.3 GAC Treatment Sampling Results

The analytical results for the water treatment system sample (GDG-EFF) are contained in the laboratory report included in **Attachment B**. Neither TPH-GRO nor any VOCs were detected in this sample. These results document that the GAC filtration system was effective in removing petroleum contaminants before discharging the treated purge water.

3.0 DISCUSSION OF RESULTS

3.1 Groundwater Sample Analytical Data Evaluation

Table 4 presents a historical summary of the analytical data obtained during each of the groundwater sampling events conducted at the Site since September 2008. Evaluation of the analytical data is discussed below in Section 3.1.1.

3.1.1 Data Evaluation Discussion

The historical analytical data presented in **Table 4** demonstrate a significant reduction in petroleum hydrocarbon analyte concentrations at the Site since September 2008. Because the primary constituent of concern (COC) for the Site is MTBE, the discussion presented herein will focus on MTBE. As discussed above in Section 2.2.1, an isoconcentration map generated from the June 2023 MTBE analytical data is presented in **Figure 4**. Isoconcentration maps generated from the MTBE analytical data collected between September 2008 and November 2022, as presented in prior reports for the Site, are included in **Attachment C**. A graph which illustrates the MTBE concentration variations with time is presented in **Figure 5**.

Between September 2008 and April 2012, the highest MTBE concentrations were detected in MW-1 followed by MW-1A. These are the wells located closest to the former underground storage tank (UST) field at the Site (**Figure 2**). During this time frame the next set of highest MTBE concentrations were detected in the Lot 7 Well, MW-7A, and MW-4. These wells are aligned with the bedrock fracture zone that trends from the Property to the northeast. High MTBE concentrations (greater than 2,000 µg/L) have also historically been detected in MW-7B and MW-7R consistent with their alignment with the bedrock fracture zone. The highest MTBE concentrations were also generally present in these seven wells during the sampling events performed between June 2013 and February 2016 though in a differing order and with the exception that MTBE was not detected in MW-7B during the June 2013 and November 2015 sampling events.

MTBE has been detected in 15 of the 17 monitoring wells included in the network (i.e., all of the wells except the Lot 4 Well and the Sentinel Well). As shown in **Figure 5**, the peak MTBE concentrations

recorded for most of these wells occurred in September 2008. Some rebound in the MTBE concentrations was observed in April and May 2010. MTBE concentrations in all 15 of these wells have decreased since their peak concentrations were detected as summarized below and listed below in **Table B**.

Seven wells with peak MTBE concentrations greater than 2,000 µg/L

- MTBE concentrations in six of these wells (MW-1, MW-1A, MW-4, MW-7A, MW-7B, and MW-7R) have demonstrated a drastic decrease where the June 2023 concentrations range from non-detect to 0.38% of the peak concentrations.
- The MTBE concentration in one of these wells (the Lot 7 Well) has demonstrated a dramatic decrease where the June 2023 concentration is 2.3% of the peak concentration.

Four wells with peak MTBE concentrations between 400 and 1,400 µg/L

- MTBE concentrations in three of these wells (H-1A, H-6, and MW-6) have demonstrated a dramatic decrease where the June 2023 concentrations range from non-detect to 0.20% of the peak concentrations.
- The MTBE concentration in one of these wells (MW-2) has demonstrated a dramatic decrease where the June 2023 concentration is 2.2% of the peak concentration.

Four wells with peak MTBE concentrations below 20 µg/L

- These four wells (H-4A, H-3, MW-3, and MW-5) and the Lot 4 Well were eliminated from sampling as of December 2018. MTBE was last detected in one of these wells in August 2015.

Table B
MTBE Concentration Decreases
(Wells listed in order of Highest to Lowest Peak MTBE Concentration)

Well	Peak MTBE Concentration (µg/L)	Date of Peak MTBE Concentration	June 2023 MTBE Concentration (µg/L)	% Remaining (June 2023 Concentration/Peak Concentration)
MW-1	25,400	9/2008	1.6	0.0063%
MW-1A	14,100	9/2008	53.1	0.38%
MW-4	9,460	9/2008	Non-detect	-
MW-7A	7,510	9/2008	Non-detect	-
Lot 7 Well	7,510	12/2009	171	2.3%
MW-7B	3,910	12/2009	Non-detect	-
MW-7R	2,990	4/2010	Non-detect	-
MW-2	1,350	9/2008	29.6	2.2%
H-1A	1,150	9/2008	2.3	0.20%
H-6	597	9/2008	Non-detect	-
MW-6	457	5/2010	Non-detect	-
H-4A	17	9/2008	Not Sampled	-
H-3	3.9	9/2008	Not Sampled	-
MW-3	0.7	9/2008	Not Sampled	-
MW-5	0.6	9/2008	Not Sampled	-
Lot 4 Well	Non-detect	-	Not Sampled	-
Sentinel Well	Non-detect	-	Non-detect	-

The isoconcentration maps included in **Figure 4** and in **Attachment C** demonstrate that the lateral extent of the MTBE groundwater contamination plume, detected in the groundwater monitoring wells at concentrations above 5 µg/L has significantly decreased since September 2008.

3.1.2 Data Evaluation Summary

The source of continued groundwater contamination at the Site (i.e., the UST system, including the three tanks and all associated piping) was removed from the Site in February 2008. As shown in **Table 4**, illustrated in **Figure 5**, and discussed above in Section 3.1.1, the MTBE concentrations have decreased dramatically since 2008. The data demonstrate the primary line of evidence for remediation by natural attenuation (i.e., decreasing MTBE concentrations and reduction in the size of the groundwater contamination plume) in the former source area, on the remainder of the Property, and down-gradient of the Property with a 97.7% or better reduction in the MTBE concentrations.

3.2 Water Supply Well Sample Analytical Data Evaluation

602 Deer Park Road (On-Site)

Table C below presents a historical summary of the MTBE analytical data obtained for the 602 Deer Park Road drinking water sampling events performed between November 2017 and June 2023. Prior to the November 2017 sampling event, drinking water samples were last collected from the Site on August 14, 2015 prior to removal of the GAC treatment system. At that time, the MTBE concentration in the non-treated (pre-GAC) water sample was 4.21 µg/L. All of the MTBE concentrations, detected since November 2017, are lower than the August 2015 concentration, and all are below the MDE Groundwater Standard for MTBE (20 µg/L).

Table C
Historical Summary of Drinking Water Sample MTBE Results at 602 Deer Park Road

Sample Date	MTBE Concentration (µg/L)	EPA Method 524.2 MTBE MRL (µg/L)
11/15/17	0.84	0.50
6/19/18	0.86	0.50
12/3/18	0.58	0.50
6/11/19	0.50 U	0.50
11/19/19	0.81	0.50
5/20/20	1.11	0.50
11/17/20	0.67	0.50
6/3/21	0.85	0.50
12/7/21	0.50 U	0.50
6/8/22	0.64	0.50
11/8/22	0.50 U	0.50
6/5/23	0.83	0.50

2040 Don Avenue (Off-Site Residence)

Table D below presents a historical summary of the MTBE analytical data obtained for the 2040 Don Avenue drinking water sampling events. The detection of MTBE at estimated concentrations between MSS' EPA Method 524.2 MTBE MDL (previously 0.21 µg/L) and its EPA Method 524.2 MTBE MRL (0.50 µg/L) was reported for the samples collected on April 27, 2012, August 14, 2015, and September 23, 2015 (i.e., 0.26 J, 0.22 J, and 0.39 J µg/L, respectively). CGS previously contacted MSS to gain additional information regarding the results of the May 19, 2010 and June 5, 2013 samples which were reported relative to the MRL as opposed

to the MDL. MSS revisited the raw data and reported that MTBE was not detected in the May 19, 2010 sample at a concentration above the then current MDL (0.21 µg/L) and that MTBE was detected in the June 5, 2013 sample at an estimated concentration of 0.25 J µg/L.

MTBE was detected in the drinking water sample obtained from 2040 Don Avenue on February 22, 2016 at a concentration of 8.38 µg/L. This concentration represented an increase from the stabilized concentrations previously detected at this location. The increased MTBE concentration, and the detection of TAME and TBA, at this location were attributed to the unusually high February 2016 groundwater levels and were assumed to represent a momentary pulse in the groundwater system and not a long-term condition. 2040 Don Avenue was sampled again in June 2016 to evaluate the anomalous nature of this detection. MSS reported MTBE as not detected relative to the MRL. CGS again contacted MSS to gain additional information regarding this result. MSS revisited the raw data and reported that MTBE was detected in the June 17, 2016 sample at an estimated concentration of 0.10 J µg/L and that its current laboratory statistical MDL for MTBE was 0.05 µg/L. MSS also reported that TAME and TBA were not detected in the June 17, 2016 2040 Don Avenue sample at concentrations above their statistical MDLs (i.e., no estimated concentrations were detected for TAME and TBA).

As shown in **Table D**, the November 2017 MTBE result for 2040 Don Avenue was reported as not detected relative to the MRL, consistent with MSS' routine practice for reporting results for EPA Method 524.2. Upon CGS' request, MSS revisited the raw data and reported that MTBE was detected in the November 16, 2017 sample at an estimated concentration of 0.15 J µg/L. MSS also reported that TAME and TBA were not detected in the November 16, 2017 2040 Don Avenue sample at concentrations above their statistical MDLs (i.e., no estimated concentrations were detected for TAME and TBA).

As shown in **Table D**, MTBE was detected in each of the samples collected from 2040 Don Avenue between June 2018 and June 2022 at concentrations that ranged from 0.40 µg/L to 1.85 µg/L. These concentrations demonstrated a slight increase from the previously stabilized level, but continued to be well below the MDE Groundwater Standard (20 µg/L). The November 2022 and June 2023 MTBE results for 2040 Don Avenue were again reported as not detected relative to the MRL consistent with MSS' routine practice. Given that these results continues to support stabilized conditions, CGS did not request evaluations of the raw data by MSS to determine estimated concentrations relative to the MDL.

Table D
Historical Summary of Drinking Water Sample MTBE Results at 2040 Don Avenue

Sample Date	Reported MTBE Concentration (µg/L)	Revisited MTBE Concentration (µg/L)	EPA Method 524.2 MTBE MRL (µg/L)	EPA Method 524.2 MTBE MDL (µg/L)
5/19/2010	0.50 U	0.21 U*	0.50	0.21 *
4/27/2012	0.26 J	0.26 J	0.50	0.21
6/5/2013	0.50 U	0.25 J*	0.50	0.21 *
8/14/2015	0.22 J	0.22 J	0.50	0.21
9/23/2015	0.39 J	0.39 J	0.50	0.21
2/22/2016	8.38	8.38	0.50	0.21
6/17/16	0.50 U	0.10 J**	0.50	0.05 **
11/16/17	0.50 U	0.15 J***	0.50	NR
6/20/18	0.77	0.77	0.50	NR
12/5/18	1.78	1.78	0.50	NR
6/12/19	0.83	0.83	0.50	NR
11/18/19	0.49 J	0.49 J	0.50	NR
5/20/20	1.85	1.85	0.50	NR
11/17/20	0.40 J	0.40 J	0.50	0.10
6/3/21	0.90	0.90	0.50	NR
12/7/21	0.55	0.55	0.50	NR
6/8/22	0.54	0.54	0.50	NR
11/8/22	0.50 U	NR	0.50	NR
6/5/23	0.50 U	NR	0.50	NR

* As reported by MSS in email correspondence dated September 30, 2015.

** As reported by MSS in email correspondence dated July 1, 2016.

*** As reported by MSS in email correspondence dated December 27, 2017.

NR – Information Not Requested

4.0 CONCLUSIONS

CGS has performed a groundwater and water supply well sampling event at the George’s Deli & Gas Site near Westminster, Maryland. Based on the results of the June 2023 sampling event in conjunction with prior site data, CGS concludes the following:

- In general, the direction of groundwater flow at the Site is toward the north from the Property to the Adjacent Property, Victoria Farms. A steep hydraulic gradient to the northwest generally exists on the Property that is indicative of a bedrock fracture zone trending to the northeast. Groundwater levels recorded at the Site are typically lower during the Fall sampling events and higher during the Spring sampling events. Groundwater levels recorded at the Site during the June 2023 sampling event were higher than those recorded during the November 2022 sampling event but were lower than those recorded during recent May/June sampling events.
- MTBE, the primary COC at the Site, was detected at concentrations exceeding its MDE Groundwater Standard in three of the 12 sampled monitoring wells during the June 2023 sampling event.
- A review of the historic groundwater MTBE concentration data resulted in the following observations:

- MTBE has been detected in 15 of the 17 monitoring wells at the Site. In all 15 of these wells, the MTBE concentrations have demonstrated dramatic reductions since their peak concentrations were detected between September 2008 and May 2010. MTBE concentrations in the former source area, on the remainder of the Property, and down-gradient of the Property have demonstrated a 97.7% or better reduction in the MTBE concentrations.
- The lateral extent of the MTBE groundwater contamination plume, at concentrations above 5 µg/L, on the Property as well as on the Adjacent Property, has significantly decreased since the peak concentrations were detected.
- The MTBE data demonstrate the primary line of evidence for remediation by natural attenuation (i.e., decreasing MTBE concentrations and overall reduction in the size of the groundwater contamination plume).
- A review of the drinking water MTBE concentration data from 2040 Don Avenue (Off-Site Residence) demonstrate low level MTBE concentrations well below the MDE Groundwater Standard (20 µg/L).

5.0 RECOMMENDATIONS

Based on review of the May 6, 2020 MDE-OCP correspondence, CGS recommends that Country Side Trust perform the following:

- Remove the GAC filtration system at 2173 Sykesville Road if the property owner does not opt to retain and maintain it and provide written documentation to MDE of the removal or conveyance;
- Provide formal written documentation to MDE regarding current and future plans for the Victoria Farms Property;
- Properly abandon the Lot 2, 3, 5, and 6 Wells that are no longer proposed for use as residential supply wells and provide well abandonment reports to MDE: and
- Provide the names and mailing addresses for all current Trust members responsible for managing the Trust Fund for the Site.

6.0 LIMITATIONS

The work performed in conjunction with this project, and the data developed, are intended as a description of available information at the locations indicated and dates specified. Generally accepted industry standards were used in the conduct of this project and the preparation of this report.

Laboratory data are intended to approximate actual conditions at the time of sampling. Results from future sampling and testing may vary significantly as a result of natural conditions, a changing environment, or the limits of analytical capabilities. This report does not warrant against future operations or conditions, nor does it warrant against operations or conditions present of a type or at a specific location not investigated. The limited sampling conducted is intended to approximate subsurface conditions by extrapolation between data points. Actual subsurface conditions may vary.

CGS has based its conclusions on observable conditions and analytical results from an independent analytical laboratory which is solely responsible for the accuracy of its methods and results.

If you have any questions regarding this letter report, please contact this office at (410) 740-1911 or via email at nlove@cgs.us.com or sdaniel@cgs.us.com.

Sincerely,
Chesapeake GeoSciences, Inc.



Nancy D. Love, PG
Principal



Sean Daniel
President

cc: Project File

Attachments:

Figures

- Figure 1 - Site Location Map
- Figure 2 - Site Diagram and Well Location Map
- Figure 3 - Groundwater Contour Map
- Figure 4 - MTBE Isoconcentration Map
- Figure 5 - MTBE Concentration Variations with Time

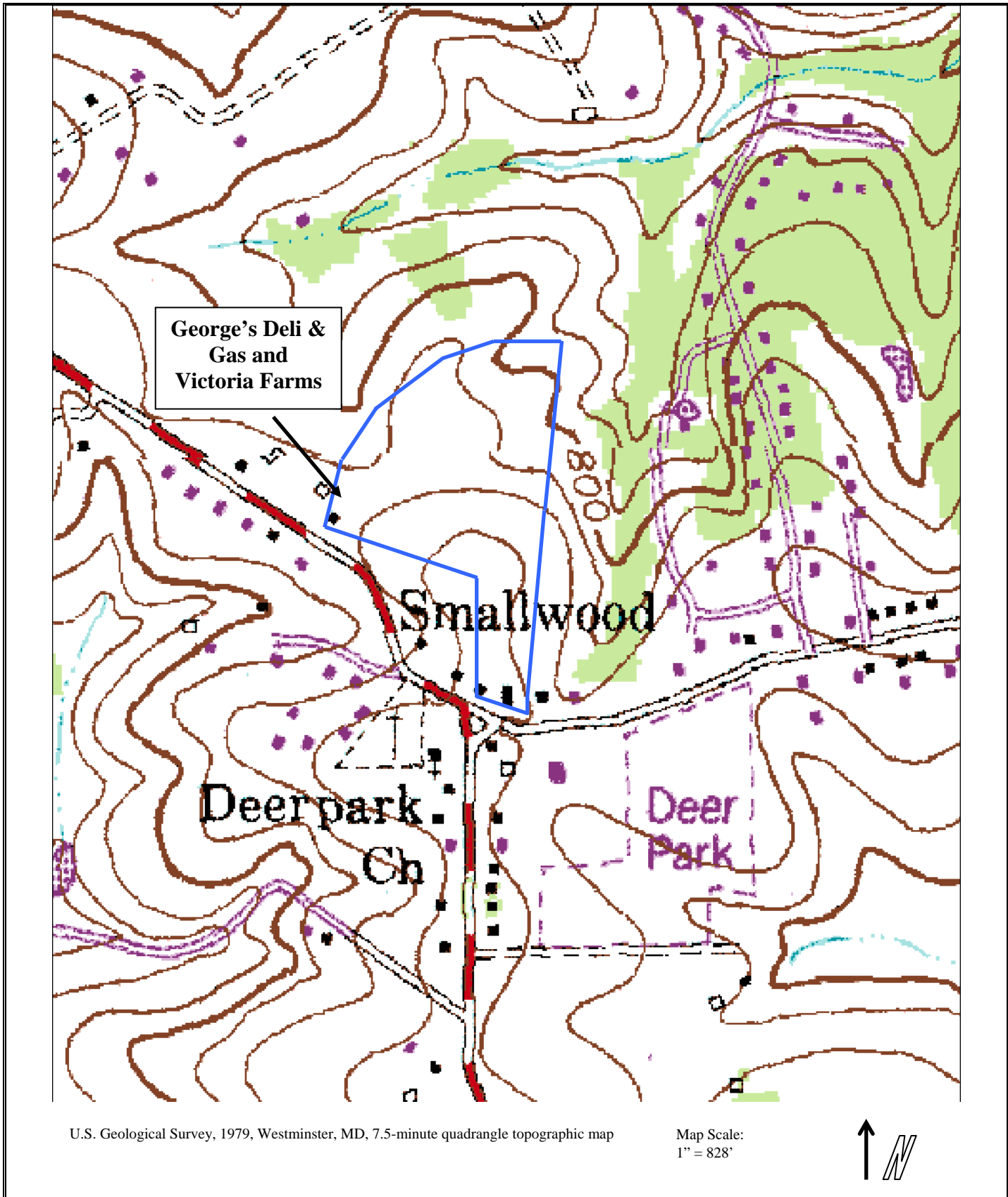
Tables

- Table 1 - Well Construction, Survey, and Gauging Data
- Table 2 - Summary of Groundwater Sample Results – Detected Analytes
- Table 3 - Summary of Water Supply Well Sample Results
- Table 4 - Historical Summary of Groundwater Sample Results

Attachments

- Attachment A – Groundwater Sampling Logs
- Attachment B – Laboratory Analytical Reports and Chain-Of-Custody Records
- Attachment C – Prior MTBE Isoconcentration Maps

FIGURES

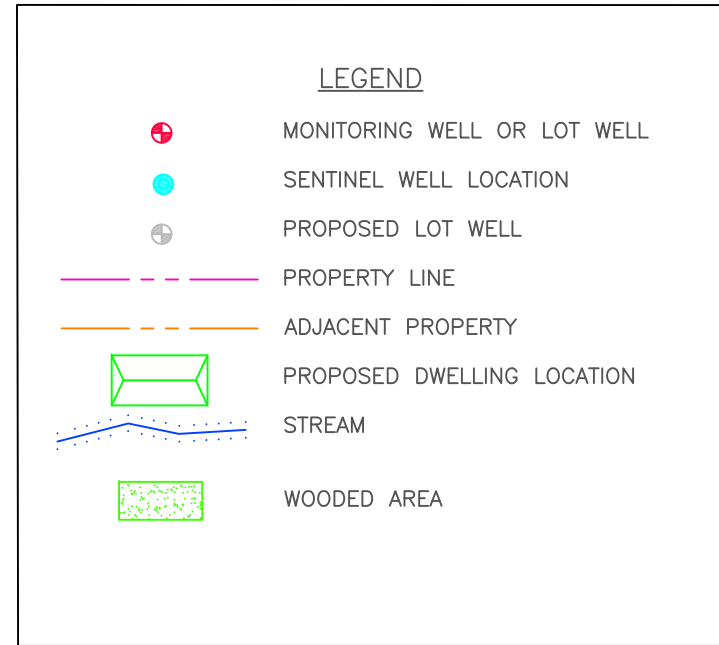
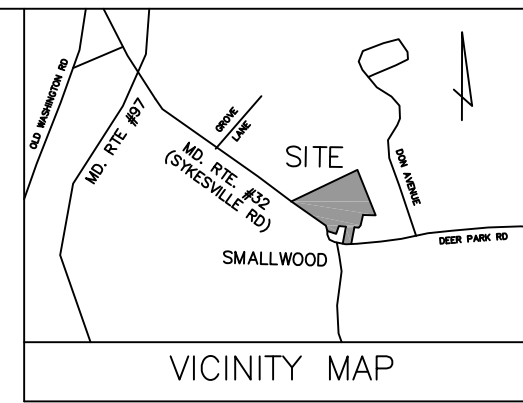
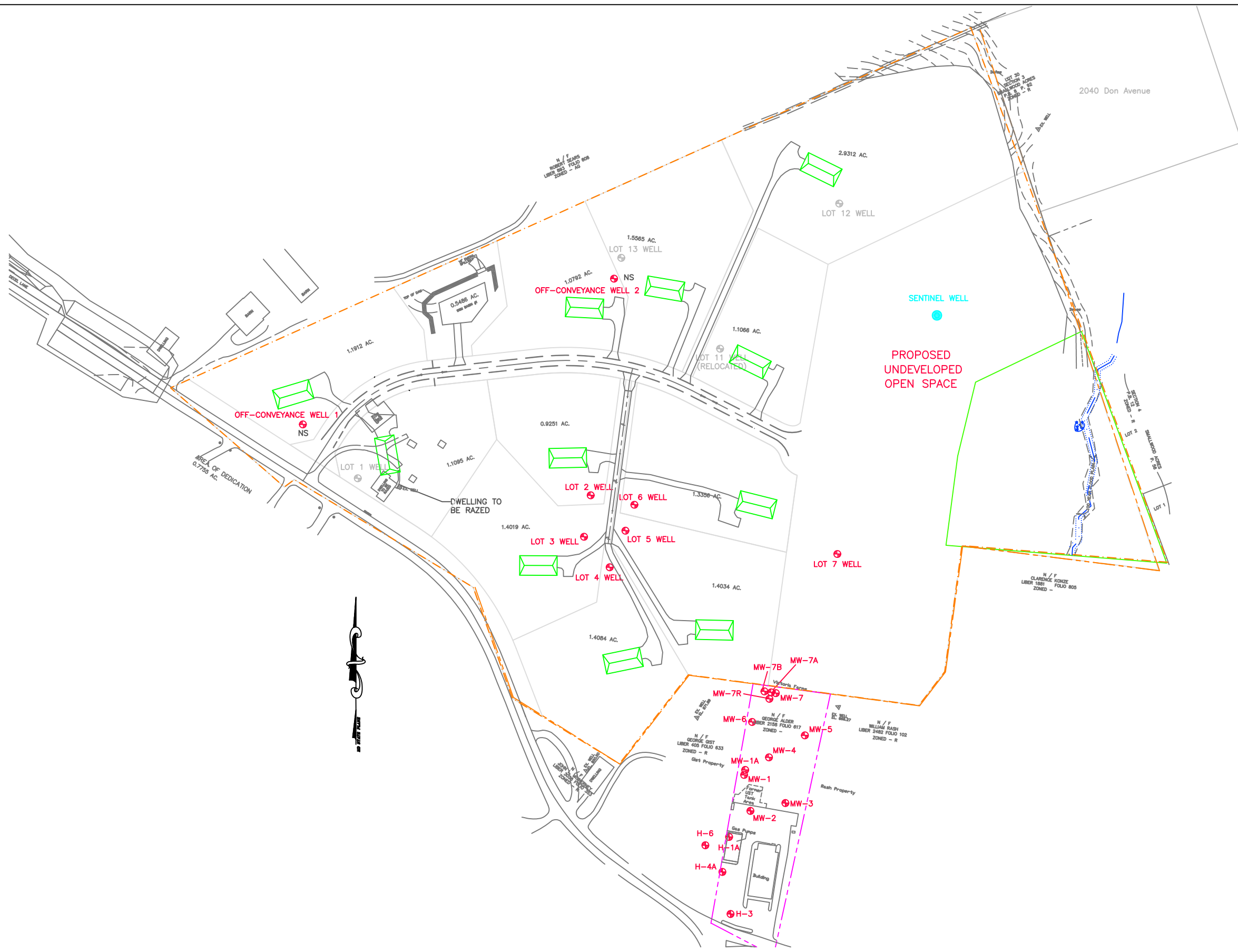


Drawn By:	Date:
CDG	09/08/08
Job #:	Proj. Mang.:
CG-08-0348	KH



5405 Twin Knolls Rd.,
Suite 1
Columbia, MD 21045
Phone (410) 740-1911
FAX (410) 740-3299

**Figure 1: Site Location Map
George's Deli & Gas and
Victoria Farms**



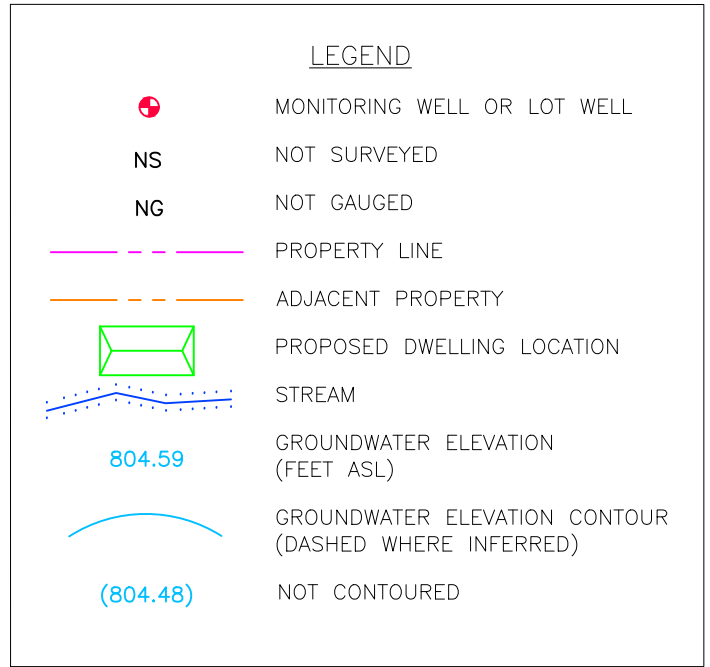
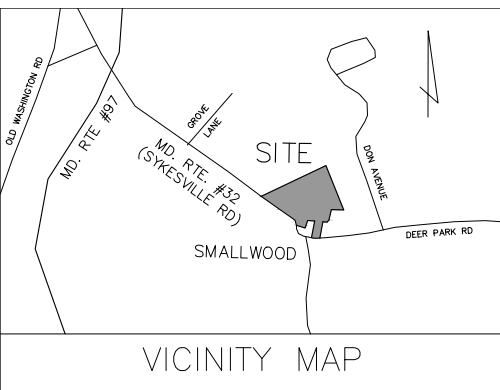
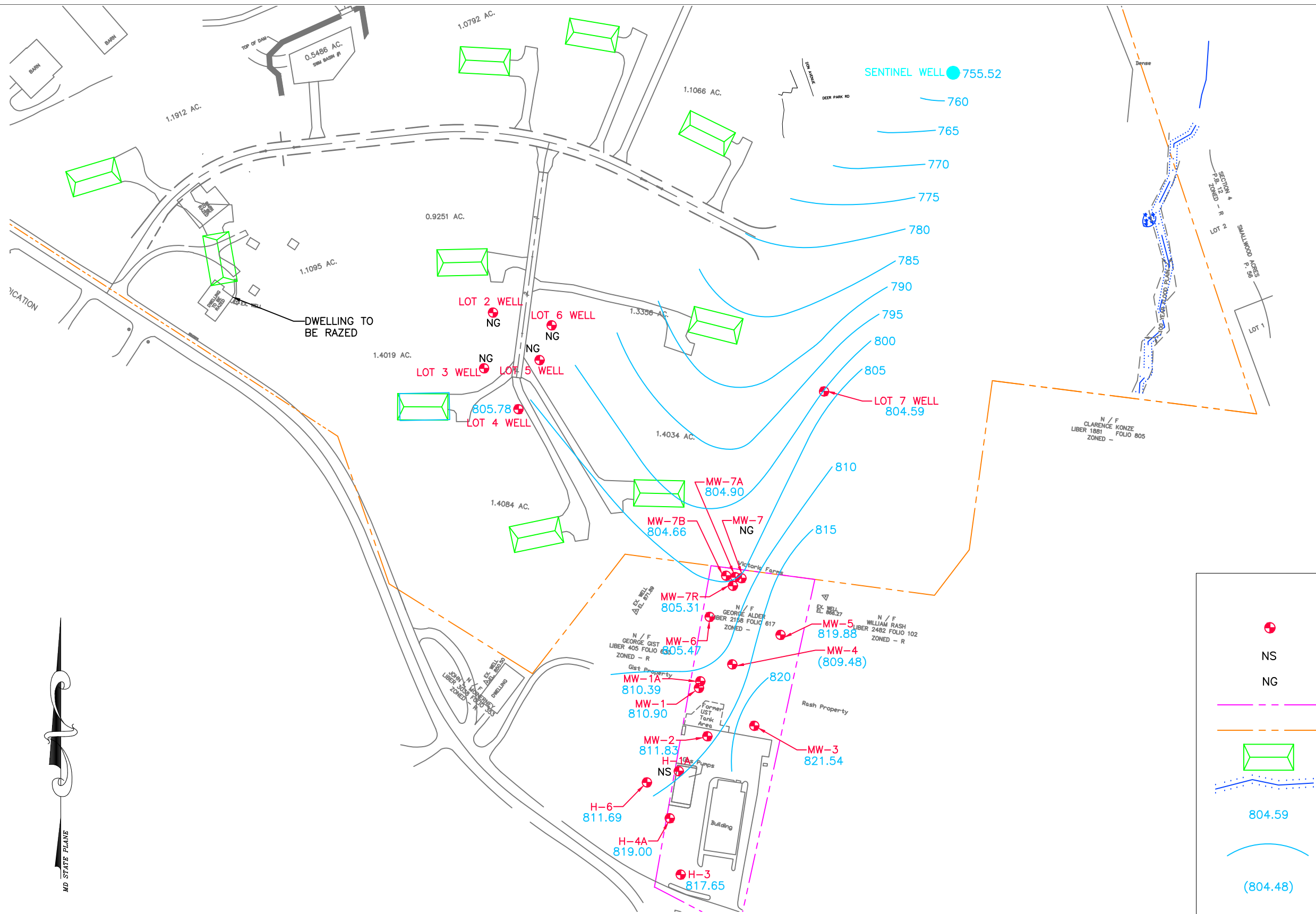
Drawn By:	Date:
MS & LB	07/09/13
Job #:	Proj. Manager:
CG-08-0348	Kevin Howard
Scale: 1" = 180'	

CGS Chesapeake
GeoSciences, Inc.

5405 Twin Knolls Road, Suite 1
Columbia, Md 21045
Phone (410) 740-1911
Fax (410) 740-3299

SITE DIAGRAM AND WELL LOCATION MAP
602 Deer Park Road and 2139 Sykesville Road
Westminster, MD 21157

Figure 2



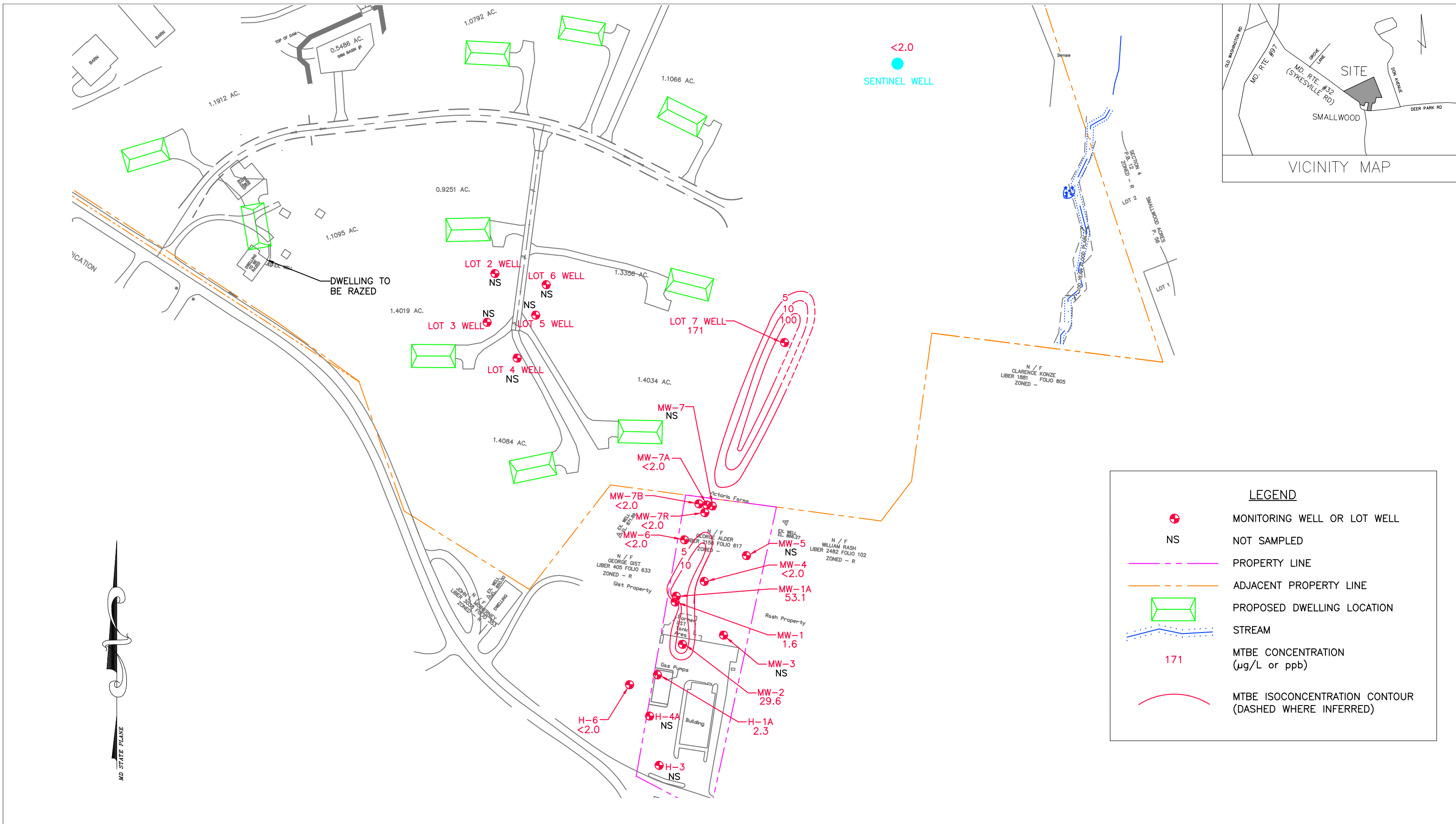
Drawn By:	Date:
MRW	08/10/2023
Job #:	Proj. Manager:
CG-08-0348	Nancy Love
Scale: 1" = 130'	

CGS Chesapeake GeoSciences, Inc.

5405 Twin Knolls Road, Suite 1
 Columbia, Md 21045
 Phone (410) 740-1911
 Fax (410) 740-3299

GROUNDWATER CONTOUR MAP - JUNE 2, 2023
 602 Deer Park Road and 2139 Sykesville Road
 Westminister, MD 21157

Figure 3



Drawn By:	Date:
MRW	08/10/2023
Job #:	Proj. Manager:
CG-08-0348	Nancy Love
Scale: 1" = 130'	

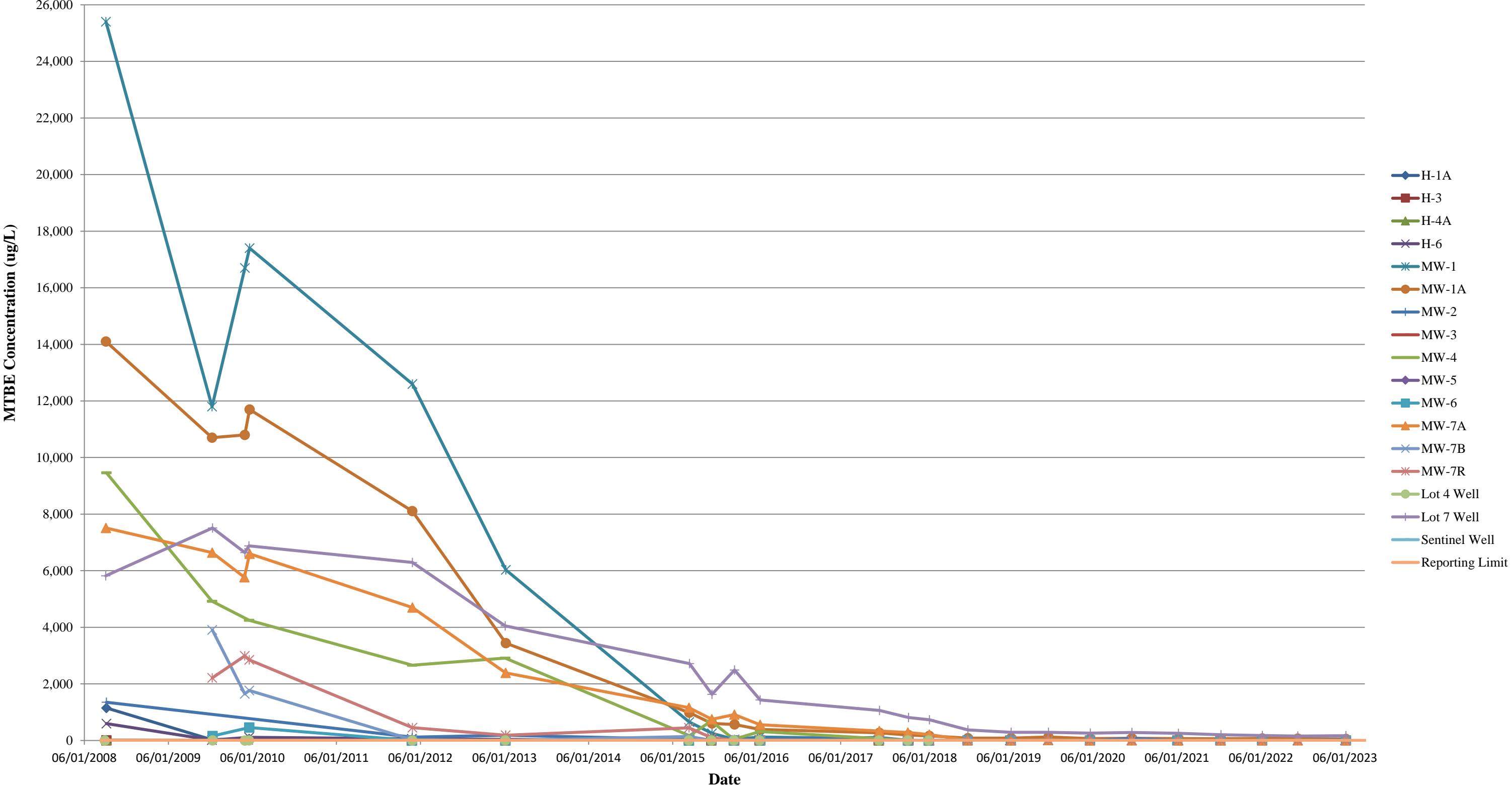


5405 Twin Knolls Road, Suite 1
 Columbia, Md 21045
 Phone (410) 740-1911
 Fax (410) 740-3299

MTBE ISOCONCENTRATION MAP - JUNE 2023
 602 Deer Park Road and 2139 Sykesville Road
 Westminster, MD 21157

Figure 4

Figure 5
MTBE Concentration Variations With Time



TABLES

Table 1
Well Construction, Survey, and Gauging Data
George's Deli & Gas and Victoria Farms
602 Deer Park Road and 2139 Sykesville Rd, Westminster, Maryland

Well ¹	Permit Number	Well Depth BTOC ² (ft)	Screened Interval BTOC ³ (ft)	Well Diameter (in)	Horizontal Coordinates		Elevation TOC (ft) ⁵	June 2, 2023	
					Northing ⁴	Easting ⁴		Depth to Ground-water from TOC (ft)	Ground-water Elevation (ft)
H-1A	CL-81-5726	66.28	25-65	8	672669.71	1319354.73	NR	55.27	NA
H-3	CL-81-5728	56.42	38-58	4	672536.59	1319356.07	863.07	45.42	817.65
H-4A	CL-81-5729	86.84	47-87	4	672609.31	1319342.63	865.14	46.14	819.00
H-6	NA	70.13	32-72	4	672655.52	1319313.60	864.26	52.57	811.69
MW-1	NA	84.49	NA	2	672776.49	1319381.57	870.63	59.73	810.90
MW-1A	CL-95-1261	143.32	105-145	4	672785.11	1319383.51	870.89	60.50	810.39
MW-2	NA	84.80	NA	2	672714.01	1319391.88	867.70	55.87	811.83
MW-3	NA	77.50	NA	2	672727.32	1319452.39	867.27	45.73	821.54
MW-4	CL-95-0729	68.59	38-68	2	672806.58	1319424.79	871.58	62.10	809.48
MW-5	CL-95-0727	71.76	42-72	2	672843.83	1319487.11	869.89	50.01	819.88
MW-6	NA	72.93	43-73	2	672867.64	1319396.20	874.66	69.19	805.47
MW-7A	CL-95-1260	145.39	125-145	4	672918.51	1319429.50	878.35	73.45	804.90
MW-7B	CL-95-1558	286.10	223-283	4	672920.62	1319419.52	879.10	74.44	804.66
MW-7R	CL-95-1557	100.35	45-100	4	672907.68	1319428.18	878.34	73.03	805.31
Lot 4 Well	CL-94-5262	123.25	20-120	6	673136.86	1319152.68	865.80	60.02	805.78
Lot 7 Well	CL-94-5394	141.91	21-142	6	673156.33	1319545.83	858.42	53.83	804.59
Sentinel Well	CL-11-0045	72.58	47-70	6	673396.92	1319919.96	805.32	49.80	755.52

Table Notes:

TOC - Top of Casing at Measuring Point BTOC - Below TOC NA - Data Not Available NC - Not Calculated, Dry well.

NR - The TOC Elevation of Well H-1A changed during site work (paving, cleanup, repairs) and was not resurveyed afterward.

¹ Well MW-1A is the deeper well in the well pair. Well MW-1 is the shallower well in the pair. Wells MW-7R, MW-7A, and MW-7B comprise a well cluster, with MW-7R being the shallow well, MW-7A being the intermediate well, and MW-7B being the deep well. Well MW-7R is a replacement for shallow well MW-7, which went dry at times.

² As measured on August 10, 2015 following well re-development. Lot 7 Well depth measured on June 8, 2021.

³ In the case of the Lot 4 Well, Lot 7 Well, and the Sentinel Well, this is the open bedrock portion of the well.

⁴ Horizontal coordinates in Maryland State Plane Coordinate System (NAD83/91). Sentinel Well coordinates are approximate.

⁵ Elevations in the 1988 North American Vertical Datum (NAVD88). The Sentinel Well elevation was surveyed by John Sweeney.

Table 2
 Summary of Groundwater Sample Results
 George's Deli & Gas and Victoria Farms
 602 Deer Park Road and 2139 Sykesville Rd, Westminster, Maryland
 June 2 through June 6, 2023

Volatile Organic Compounds (VOCs) - Detected Analytes

Sample ID	H-1A	H-6	MW-1	MW-1A	MW-2	MW-4	MW-6	MW-7A	MW-7B	MW-7R	LOT 7 WELL	LOT 7 WELL [GDG-DUPE]	SENTINEL WELL	GDG-EFB	GDG-GW-TB	MDE Groundwater Standard
Sample Date	06/02/23	06/02/23	06/06/23	06/06/23	06/05/23	06/06/23	06/06/23	06/05/23	06/05/23	06/05/23	06/06/23	06/06/23	06/02/23	06/06/23	06/01/23	
Dilution Factor	1	1	1	1	1	1	1	1	1	1	1	1	1	1	1	
Sample Type	Groundwater													Blanks		
VOCs	Concentration (ug/L)															
tert-Amyl methyl ether (TAME)	2.0 U	2.0 U	2.0 U	3.3	2.0 U	2.0 U	2.0 U	2.0 U	2.0 U	2.0 U	9.8	10.1	2.0 U	2.0 U	2.0 U	na
tert-Butanol (TBA)	15.0 U	15.0 U	15.0 U	15.0 U	15.0 U	15.0 U	15.0 U	15.0 U	15.0 U	15.0 U	89.8	82.1	15.0 U	15.0 U	15.0 U	na
Methyl tert-butyl ether (MTBE)	2.3	2.0 U	1.6 J	53.1	29.6	2.0 U	2.0 U	2.0 U	2.0 U	2.0 U	171	171	2.0 U	2.0 U	2.0 U	2.0E+01

Table Notes:

VOCs Analytical Method: EPA Method 8260B

[Sample ID] - Sample Identification as shown on COC and/or in Lab Report. GDG-DUPE is a blind duplicate of the groundwater sample collected from the Lot 7 Well.

µg/L - micrograms per liter or parts per billion (ppb)

U - Analyte not detected above specified Method Reporting Limit (MRL) (shown as a gray tone).

J - The reported concentration is less than the MRL but greater than the Limit of Detection (LOD). The concentration is considered to be estimated.

na - not applicable

Bold - Detected analyte concentration

Screening Evaluation Notes:

MDE Groundwater Standards: MDE Groundwater Cleanup Standards for Type I and II Aquifers (October 2018)

Underline - MRL exceeds the respective MDE Groundwater Standard.

Red, bold, and underline - Detected analyte concentration exceeds the respective MDE Groundwater Standard.

Additional Screening Level Notes:

Analyte	MDE Groundwater Standard
m+p-Xylenes	Total Xylenes
o-Xylene	Total Xylenes

Table 3
Summary of Water Supply Well Sample Results - Detected Analytes
George's Deli & Gas and Victoria Farms
602 Deer Park Road and 2139 Sykesville Rd, Westminster, Maryland
June 5, 2023

Volatile Organic Compounds (VOCs) - Detected Analytes

Sample ID	602-DW	2040-DW	GDG-DW-TB	MDE Groundwater Standard
Sample Date	06/05/23	06/05/23	06/01/23	
Dilution Factor	1	1	1	
Sample Type	Potable Drinking Water		Blank	
VOCs	Concentration (ug/L)			
Methyl tert-butyl ether (MTBE)	0.83	0.50 U	0.50 U	2.0E+01

Table Notes:

VOCs Analytical Method: EPA Method 524.2

µg/L - micrograms per liter or parts per billion (ppb)

U - Analyte not detected above specified Method Reporting Limit (MRL) (shown as a gray tone).

Bold - Detected analyte concentration

Screening Evaluation Notes:

MDE Groundwater Standards: MDE Groundwater Cleanup Standards for Type I and II Aquifers (October 2018)

No detected analyte concentrations exceed the respective MDE Groundwater Standard.

Table 4
 Historical Summary of Groundwater Sample Results
 George's Deli & Gas and Victoria Farms
 602 Deer Park Road and 2139 Sykesville Rd, Westminster, Maryland

Select Detected Petroleum Hydrocarbon Volatile Organic Compounds (VOCs) and Geochemical Parameters

Well	Date	VOCs												Geochemical Parameters																			
		TAA (ug/L)	TAME (ug/L)	Benzene (ug/L)	TBA (ug/L)	sec-Butyl benzene (ug/L)	DIPE (ug/L)	Isopropyl benzene (ug/L)	MTBE (ug/L)	Naphthalene (ug/L)	1,2,4-Trimethyl benzene (ug/L)	1,3,5-Trimethyl benzene (ug/L)	o-Xylene (ug/L)	m,p-Xylene (ug/L)	Methane (mg/L)	Manganese (mg/L)	Nitrate (as N) (mg/L)	Sulfate (mg/L)	Ferrous Iron (mg/L)	Dissolved Oxygen (DO) (% of saturation)	Conductivity (mS/cm)	pH	Oxidation/Reduction Potential	Temperature (°C)									
MDE GW Standard		na	na	5.0E+00	na	na	na	4.5E+01	2.0E+01	1.7E-01	5.6E+00	6.0E+00	1.0E+04	1.0E+04	na	4.3E-02	na	na	na	na	na	na	na	na									
H-1A	9/5/2008	677	85.0	273	<300	<15.0	<15.0	34.0	1.150	46.0	18.0	<15.0	<15.0	31.0																			
	12/7/2009	<20.0	<5.0	<5.0	<15.0	<5.0	<5.0	<5.0	25.0	<5.0	<5.0	<5.0	<5.0	<5.0																			
	4/30/2010	<i>Well not sampled.</i>												<i>Prior to Natural Attenuation Monitoring Period</i>																			
	5/18/2010	<20.0	2.9 J	<5.0	<15.0	<5.0	<5.0	<5.0	53.0	<5.0	<5.0	<5.0	<5.0										<5.0										
	4/24/2012	<10.0	<0.3	<0.5	<9.8	<0.4	<0.6	<0.5	27.8	<0.7	<0.5	<0.7	<0.4										<0.6										
	6/5/2013	<20.0	<5.0	<5.0	<15.0	<5.0	<5.0	<5.0	12.8	<5.0	<5.0	<5.0	<5.0										<5.0										
	8/12/2015	28.7	2.9 J	8.0	16.0	<5.0	<5.0	<5.0	32.5	<5.0	<5.0	<5.0	<5.0	<5.0	0.019	11.4	3.0	5.6	0	30.7	0.525	6.15	244.5	18.35									
	11/19/2015	<20.0	<5.0	7.7	<15.0	<5.0	<5.0	3.9 J	16.6	<5.0	<5.0	<5.0	<5.0	<5.0	0.0185	13.0	3.2	2.3	0	5.4	0.494	5.59	121.5	17.85									
	2/25/2016	<20.0	<5.0	<5.0	<15.0	<5.0	<5.0	<5.0	<5.0	<5.0	<5.0	<5.0	<5.0	<5.0	<0.0061	1.51	4.3	4.8	0	37.1	0.343	5.55	172.0	14.45									
	6/14/2016	<20.0	<5.0	<5.0	<15.0	<5.0	<5.0	<5.0	<5.0	<5.0	<5.0	<5.0	<5.0	<5.0	<0.0062	2.24	3.0	8.0	0	9.5	0.313	5.51	179.2	16.98									
	11/13/2017	<20.0	<5.0	<5.0	<15.0	<5.0	<5.0	<5.0	3.6 J	<5.0	<5.0	<5.0	<5.0	<5.0	0.0090	6.83	0.3	13.4	0	17.7	0.287	5.72	173.9	17.91									
	3/22/2018	<20.0	<5.0	4.4 J	<15.0	<5.0	<5.0	2.4 J	9.4	<5.0	<5.0	<5.0	<5.0	<5.0																			
	6/19/2018	<20.0	<5.0	<5.0	<15.0	<5.0	<5.0	<5.0	<5.0	<5.0	<5.0	<5.0	<5.0	<5.0																			
	12/4/2018	<20.0	<5.0	<5.0	<15.0	<5.0	<5.0	<5.0	<5.0	<5.0	<5.0	<5.0	<5.0	<5.0																			
	6/10/2019	<20.0	<5.0	<5.0	<15.0	<5.0	<5.0	<5.0	<5.0	<5.0	<5.0	<5.0	<5.0	<5.0																			
	11/19/2019	26.1	1.9 J	4.5	<15.0	1.4 J	<2.0	2.0	23.0	<2.0	<2.0	<2.0	<2.0	<2.0																			
	5/20/2020	<20.0	<2.0	<2.0	<15.0	<2.0	<2.0	<2.0	<2.0	<2.0	<2.0	<2.0	<2.0	<2.0																			
	11/16/2020	<20.0	<2.0	<2.0	<15.0	<2.0	<2.0	<2.0	6.2	<2.0	<2.0	<2.0	<2.0	<2.0																			
	6/4/2021	<20.0	<2.0	<2.0	24.3	<2.0	<2.0	<2.0	<2.0	<2.0	<2.0	<2.0	<2.0	<2.0																			
	12/9/2021	<20.0	<2.0	<2.0	<15.0	<2.0	<2.0	<2.0	<2.0	<2.0	<2.0	<2.0	<2.0	<2.0																			
	6/7/2022	<20.0	<2.0	<2.0	<15.0	<2.0	<2.0	<2.0	<2.0	<2.0	<2.0	<2.0	<2.0	<2.0																			
11/7/2022	<20.0	<2.0	<2.0	<15.0	1.6 J	<2.0	<2.0	5.2	<2.0	<2.0	<2.0	<2.0	<2.0																				
6/2/2023	<20.0	<2.0	<2.0	<15.0	<2.0	<2.0	<2.0	2.3	<2.0	<2.0	<2.0	<2.0	<2.0																				
H-3	9/5/2008	<10.0	<0.5	<0.5	<10.0	<0.5	<0.5	<0.5	3.9	<0.5	<0.5	<0.5	<0.5	<0.5																			
	12/7/2009	<i>Well not sampled.</i>												<i>Prior to Natural Attenuation Monitoring Period</i>																			
	4/30/2010	<i>Well not sampled.</i>																															
	5/18/2010	<i>Well not sampled.</i>																															
	4/24/2012	<10.0	<0.3	<0.5	<9.8	<0.4	<0.6	<0.5	1.5 J	<0.7	<0.5	<0.7	<0.4										<0.6										
	6/5/2013	<20.0	<5.0	<5.0	<15.0	<5.0	<5.0	<5.0	<5.0	<5.0	<5.0	<5.0	<5.0	<5.0																			
	8/11/2015	<20.0	<5.0	<5.0	<15.0	<5.0	<5.0	<5.0	<5.0	<5.0	<5.0	<5.0	<5.0	<5.0	<0.0056	0.630	10.0	21.1	0	57.4	0.419	5.52	289.4	20.00									
	11/17/2015	<20.0	<5.0	<5.0	<15.0	<5.0	<5.0	<5.0	<5.0	<5.0	<5.0	<5.0	<5.0	<5.0	<0.0060	0.677	11.0	16.5	0	73.1	0.588	4.92	184.5	17.69									
	2/24/2016	<20.0	<5.0	<5.0	<15.0	<5.0	<5.0	<5.0	<5.0	<5.0	<5.0	<5.0	<5.0	<5.0	<0.0058	0.028	1.7	11.1	0	63.9	0.173	6.40	147.6	14.67									
	6/13/2016	<20.0	<5.0	<5.0	<15.0	<5.0	<5.0	<5.0	<5.0	<5.0	<5.0	<5.0	<5.0	<5.0	<0.0055	0.496	12.6	21.4	0	38.4	0.491	5.36	182.7	18.44									
	11/13/2017	<20.0	<5.0	<5.0	<15.0	<5.0	<5.0	<5.0	<5.0	<5.0	<5.0	<5.0	<5.0	<5.0	<0.0059	0.555	9.2	12.9	0	48.3	0.420	4.95	296.4	18.15									
	3/22/2018	<20.0	<5.0	<5.0	<15.0	<5.0	<5.0	<5.0	<5.0	<5.0	<5.0	<5.0	<5.0	<5.0																			
	6/19/2018	<20.0	<5.0	<5.0	<15.0	<5.0	<5.0	<5.0	<5.0	<5.0	<5.0	<5.0	<5.0	<5.0																			
	12/4/2018	<i>Well not sampled.</i>												<i>MDE determined that reporting geochemical parameters was no longer required</i>																			
	6/9/2019	<i>Well not sampled.</i>																															
	11/19/2019	<i>Well not sampled.</i>																															
	5/19/2020	<i>Well not sampled.</i>																															
	11/16/2020	<i>Well not sampled.</i>																															
	6/4/2021	<i>Well not sampled.</i>																															
	12/8/2021	<i>Well not sampled.</i>																															
	6/7/2022	<i>Well not sampled.</i>																															
11/8/2022	<i>Well not sampled.</i>																																
6/5/2023	<i>Well not sampled.</i>																																
H-4A	9/5/2008	<10.0	1.4	<0.5	<10.0	<0.5	<0.5	<0.5	17.0	<0.5	<0.5	<0.5	<0.5										<0.5										
	12/7/2009	<i>Well not sampled.</i>												<i>Prior to Natural Attenuation Monitoring Period</i>																			
	4/30/2010	<i>Well not sampled.</i>																															
	5/18/2010	<i>Well not sampled.</i>																															
	4/24/2012	<10.0	<0.3	<0.5	<9.8	<0.4	<0.6	<0.5	0.8 J	<0.7	<0.5	<0.7	<0.4										<0.6										
	6/5/2013	<20.0	<5.0	<5.0	<15.0	<5.0	<5.0	<5.0	<5.0	<5.0	<5.0	<5.0	<5.0	<5.0																			
	8/11/2015	<20.0	<5.0	<5.0	<15.0	<5.0	<5.0	<5.0	2.9 J	<5.0	<5.0	<5.0	<5.0	<5.0	NA	NA	NA	NA	NA	50.1	0.795	6.37	237.2	20.34									
	11/17/2015	<20.0	<5.0	<5.0	<15.0	<5.0	<5.0	<5.0	<5.0	<5.0	<5.0	<5.0	<5.0	<5.0	NA	NA	NA	NA	0	76.7	0.929	5.10	180.1	16.61									
	2/24/2016	<20.0	<5.0	<5.0	<15.0	<5.0	<5.0	<5.0	<5.0	<5.0	<5.0	<5.0	<5.0	<5.0	NA	NA	NA	NA	0	54.2	0.369	5.77	165.9	13.92									
	6/14/2016	<20.0	<5.0	<5.0	<15.0	<5.0	<5.0	<5.0	<5.0	<5.0	<5.0	<5.0	<5.0	<5.0	NA	NA	NA	NA	0	31.5	0.633	5.28	189.8	17.42									
	11/14/2017	<20.0	<5.0	<5.0	<15.0	<5.0	<5.0	<5.0	<5.0	<5.0	<5.0	<5.0	<5.0	<5.0	NA	NA	NA	NA	0	46.1	0.673	5.21	322.8	17.07									
	3/22/2018	<20.0	<5.0	<5.0	<15.0	<5.0	<5.0	<5.0	<5.0	<5.0	<5.0	<5.0	<5.0	<5.0																			
	6/21/2018	<20.0	<5.0	<5.0	<15.0	<5.0	<5.0	<5.0	<5.0	<5.0	<5.0	<5.0	<5.0	<5.0																			
	12/4/2018	<i>Well not sampled.</i>												<i>MDE determined that reporting geochemical parameters was no longer required</i>																			
	6/9/2019	<i>Well not sampled.</i>																															
	11/19/2019	<i>Well not sampled.</i>																															
	5/19/2020	<i>Well not sampled.</i>																															
	11/16/2020	<i>Well not sampled.</i>																															
	6/4/2021	<i>Well not sampled.</i>																															
	12/8/2021	<i>Well not sampled.</i>																															
	6/7/2022	<i>Well not sampled.</i>																															
11/8/2022	<i>Well not sampled.</i>																																
6/5/2023	<i>Well not sampled.</i>																																

Table 4
Historical Summary of Groundwater Sample Results
George's Deli & Gas and Victoria Farms
602 Deer Park Road and 2139 Sykesville Rd, Westminster, Maryland

Select Detected Petroleum Hydrocarbon Volatile Organic Compounds (VOCs) and Geochemical Parameters

Well	Date	VOCs													Geochemical Parameters											
		TAA (ug/L)	TAME (ug/L)	Benzene (ug/L)	TBA (ug/L)	sec-Butyl benzene (ug/L)	DIPE (ug/L)	Isopropyl benzene (ug/L)	MTBE (ug/L)	Naphthalene (ug/L)	1,2,4-Trimethyl benzene (ug/L)	1,3,5-Trimethyl benzene (ug/L)	o-Xylene (ug/L)	m,p-Xylene (ug/L)	Methane (mg/L)	Manganese (mg/L)	Nitrate (as N) (mg/L)	Sulfate (mg/L)	Ferrous Iron (mg/L)	Dissolved Oxygen (DO) (% of saturation)	Conductivity (mS/cm)	pH	Oxidation/Reduction Potential	Temperature (°C)		
MDE GW Standard		na	na	5.0E+00	na	na	na	4.5E+01	2.0E+01	1.7E-01	5.6E+00	1.0E+04	1.0E+04	na	4.3E-02	na	na	na	na	na	na	na	na	na		
H-6	9/5/2008	<150	42.0	58.0	<150	8.6	<7.5	29.0	597	41.0	9.3	<7.5	10.0	<7.5												
	12/7/2009	<20.0	<5.0	<5.0	<15.0	<5.0	<5.0	<5.0	13.0	<5.0	<5.0	<5.0	<5.0	<5.0												
	4/30/2010				Well not sampled.																					
	5/18/2010	<20.0	7.7	3.7 J	<15.0	<5.0	<5.0	2.4 J	111	2.7 J	3.5 J	<5.0	1.5 J	<5.0												
	4/24/2012	<10.0	5.0 J	5.9	16.4	3.0 J	<0.6	6.3	59.0	4.1 J	<0.5	<0.7	<0.4	<0.6												
	6/4/2013	<20.0	2.5	3.7	<15.0	<5.0	<5.0	2.8	36.6	<5.0	<5.0	<5.0	<5.0	<5.0												
	8/13/2015	<20.0	<5.0	<5.0	<15.0	<5.0	<5.0	<5.0	5.1	<5.0	<5.0	<5.0	<5.0	<5.0	<0.0061	6.52	4.6	3.5	0	36.5	0.216	6.26	253.7	18.60		
	11/17/2015	<20.0	<5.0	<5.0	<15.0	2.1 J	<5.0	<5.0	5.5	<5.0	<5.0	<5.0	<5.0	<5.0	0.0063	<0.010	5.1	1.6	0	34.6	0.265	5.11	148.3	16.90		
	2/25/2016	<20.0	<5.0	<5.0	<15.0	<5.0	<5.0	<5.0	<5.0	<5.0	<5.0	<5.0	<5.0	<5.0	0.208	1.05	5.7	2.7	0	26.7	0.204	5.78	-99.5*	13.95		
	6/14/2016	<20.0	<5.0	<5.0	<15.0	2.1 J	<5.0	<5.0	3.9 J	<5.0	<5.0	<5.0	<5.0	<5.0	0.601	7.06	1.5	2.4	0	3.4	-129.6*	6.11	0.264*	18.40		
	11/14/2017	<20.0	<5.0	4.6 J	<15.0	4.8 J	<5.0	8.9	10.1	<5.0	<5.0	<5.0	<5.0	<5.0	0.854	8.93	<0.2	2.9	0	15.1	0.282	5.90	212.7	16.30		
	3/22/2018	<20.0	<5.0	<5.0	<15.0	<5.0	<5.0	<5.0	<5.0	<5.0	<5.0	<5.0	<5.0	<5.0												
	6/19/2018	<20.0	<5.0	<5.0	<15.0	<5.0	<5.0	<5.0	<5.0	<5.0	<5.0	<5.0	<5.0	<5.0												
	12/3/2018	<20.0	<5.0	<5.0	<15.0	<5.0	<5.0	<5.0	<5.0	<5.0	<5.0	<5.0	<5.0	<5.0												
	6/6/2019	<20.0	<5.0	<5.0	<15.0	<5.0	<5.0	<5.0	<5.0	<5.0	<5.0	<5.0	<5.0	<5.0												
	11/18/2019	<20.0	<2.0	<2.0	<15.0	<2.0	<2.0	<2.0	2.1	<2.0	<2.0	<2.0	<2.0	<2.0												
	5/18/2020	<20.0	<2.0	<2.0	<15.0	<2.0	<2.0	<2.0	<2.0	<2.0	<2.0	<2.0	<2.0	<2.0												
	11/16/2020	<20.0	<2.0	1.4 J	<15.0	3.8	<2.0	2.0	3.5	<2.0	<2.0	<2.0	<2.0	<2.0												
	6/2/2021	<20.0	<2.0	<2.0	<15.0	<2.0	<2.0	<2.0	<2.0	<2.0	<2.0	<2.0	<2.0	<2.0												
	12/6/2021	<20.0	<2.0	<2.0	<15.0	<2.0	<2.0	<2.0	<2.0	<2.0	<2.0	<2.0	<2.0	<2.0												
	6/6/2022	<20.0	<2.0	<2.0	<15.0	<2.0	<2.0	<2.0	<2.0	<2.0	<2.0	<2.0	<2.0	<2.0												
	11/7/2022	<20.0	<2.0	<2.0	<15.0	3.0	<2.0	<2.0	1.8 J	<2.0	<2.0	<2.0	<2.0	<2.0												
	6/2/2023	<20.0	<2.0	<2.0	<15.0	<2.0	<2.0	<2.0	<2.0	<2.0	<2.0	<2.0	<2.0	<2.0												
MW-1	9/3/2008	<7,500	1,630	<375	26,400	<375	<375	<375	25,400	<375	<375	<375	<375	<375												
	12/8/2009	<2,000	883	<500	9,090	<500	<500	<500	11,800	<500	<500	<500	<500	<500												
	4/30/2010	NA	1,420	91.2	17,700	1.0 J	29.0	4.2	16,700	12.3	4.7	1.2	13.7	3.5												
	5/20/2010	1,100 J	1,370	140 J	17,800	<500	<500	<500	17,400	<500	<500	<500	<500	<500												
	4/27/2012	<998	794	<49.0	12,900	<35.5	<64.7	<50.5	12,600	<68.2	<53.9	<68.0	<43.3	<61.3												
	6/7/2013	<800	428	<200	4,760	<200	<200	<200	6,030	<200	<200	<200	<200	<200												
	8/13/2015	<20.0	39.8	<5.0	263	<5.0	<5.0	<5.0	655	<5.0	<5.0	<5.0	<5.0	<5.0	<0.0060	4.66	6.1	6.8	0	39.2	0.476	5.94	273.0	17.41		
	11/20/2015	<40.0	13.6	<10.0	51.1	<10.0	<10.0	<10.0	255	<10.0	<10.0	<10.0	<10.0	<10.0	<0.0056	2.90	5.5	4.7	0	7.1	0.313	5.16	137.6	17.47		
	2/26/2016	<20.0	<5.0	<5.0	<15.0	<5.0	<5.0	<5.0	36.5	<5.0	<5.0	<5.0	<5.0	<5.0	<0.0055	2.88	6.1	10.6	0	15.5	0.279	5.33	255.5	14.19		
	6/15/2016	<20.0	5.5	<5.0	27.6	<5.0	<5.0	<5.0	122	<5.0	<5.0	<5.0	<5.0	<5.0	<0.0053	3.77	6.1	7.7	0	4.1	0.350	5.31	170.3	18.73		
	11/17/2017	<20.0	3.9 J	<5.0	28.3	<5.0	<5.0	<5.0	59.4	<5.0	<5.0	<5.0	<5.0	<5.0	<0.0059	2.53	5.3	5.0	0	11.9	0.268	4.75	267.2	17.13		
	3/23/2018	<20.0	<5.0	<5.0	<15.0	<5.0	<5.0	<5.0	5.8	<5.0	<5.0	<5.0	<5.0	<5.0												
	6/21/2018	<20.0	<5.0	<5.0	<15.0	<5.0	<5.0	<5.0	4.8 J	<5.0	<5.0	<5.0	<5.0	<5.0												
	12/6/2018	<20.0	<5.0	<5.0	<15.0	<5.0	<5.0	<5.0	2.4 J	<5.0	<5.0	<5.0	<5.0	<5.0												
	6/12/2019	<20.0	<5.0	<5.0	<15.0	<5.0	<5.0	<5.0	2.8 J	<5.0	<5.0	<5.0	<5.0	<5.0												
	11/20/2019	<20.0	<2.0	<2.0	<15.0	<2.0	<2.0	<2.0	3.7	<2.0	<2.0	<2.0	<2.0	<2.0												
	5/19/2020	<20.0	<2.0	<2.0	<15.0	<2.0	<2.0	<2.0	1.7 J	<2.0	<2.0	<2.0	<2.0	<2.0												
	11/18/2020	<20.0	<2.0	<2.0	<15.0	<2.0	<2.0	<2.0	2.2	<2.0	<2.0	<2.0	<2.0	<2.0												
	6/4/2021	<20.0	<2.0	<2.0	<15.0	<2.0	<2.0	<2.0	1.8 J	<2.0	<2.0	<2.0	<2.0	<2.0												
	12/9/2021	<20.0	<2.0	<2.0	<15.0	<2.0	<2.0	<2.0	1.2 J	<2.0	<2.0	<2.0	<2.0	<2.0												
	6/8/2022	<20.0	<2.0	<2.0	<15.0	<2.0	<2.0	<2.0	<2.0	<2.0	<2.0	<2.0	<2.0	<2.0												
	11/7/2022	<20.0	<2.0	<2.0	<15.0	<2.0	<2.0	<2.0	1.2 J	<2.0	<2.0	<2.0	<2.0	<2.0												
	6/6/2023	<20.0	<2.0	<2.0	<15.0	<2.0	<2.0	<2.0	1.6 J	<2.0	<2.0	<2.0	<2.0	<2.0												
MW-1A	9/3/2008	<6,000	916	<300	12,900	<300	<300	<300	14,100	<300	<300	<300	<300	<300												
	12/8/2009	<2,000	802	<500	7,650.0	<500	<500	<500	10,700	<500	<500	<500	<500	<500												
	4/29/2010	NA	880	75.8	11,200.0	1.5	20.3	4.1	10,800	10.4	1.1	0.3 J	9.3	0.7 J												
	5/20/2010	<1,600	853	94.0 J	14,600.0	<400	<400	<400	11,700	<400	<400	<400	<400	<400												
	4/26/2012	<499	511	<24.5	8,860.0	<17.8	<32.4	<25.3	8,110	<34.1	<27.0	<34.0	<21.7	<30.7												
	6/7/2013	<500	197	<125	<1,600.0	<125	<125	<125	3,440	<125	<125	<12														

Table 4
Historical Summary of Groundwater Sample Results
George's Deli & Gas and Victoria Farms
602 Deer Park Road and 2139 Sykesville Rd, Westminster, Maryland

Select Detected Petroleum Hydrocarbon Volatile Organic Compounds (VOCs) and Geochemical Parameters

Well	Date	VOCs													Geochemical Parameters																		
		TAA (ug/L)	TAME (ug/L)	Benzene (ug/L)	TBA (ug/L)	sec-Butyl benzene (ug/L)	DIPE (ug/L)	Isopropyl benzene (ug/L)	MTBE (ug/L)	Naphthalene (ug/L)	1,2,4-Trimethyl benzene (ug/L)	1,3,5-Trimethyl benzene (ug/L)	o-Xylene (ug/L)	m,p-Xylene (ug/L)	Methane (mg/L)	Manganese (mg/L)	Nitrate (as N) (mg/L)	Sulfate (mg/L)	Ferrous Iron (mg/L)	Dissolved Oxygen (DO) (% of saturation)	Conductivity (mS/cm)	pH	Oxidation/Reduction Potential	Temperature (°C)									
MDE GW Standard		na	na	5.0E+00	na	na	na	4.5E+01	2.0E+01	1.7E-01	5.6E+00	6.0E+00	1.0E+04	1.0E+04	na	4.3E-02	na	na	na	na	na	na	na	na									
MW-2	9/5/2008	<400	40	<20.0	<400	<20.0	<20.0	<20.0	1,350	<20.0	<20.0	<20.0	<20.0	<20.0																			
	12/8/2009	<i>Well not sampled.</i>													<i>Prior to Natural Attenuation Monitoring Period</i>																		
	4/30/2010	<i>Well not sampled.</i>																															
	5/18/2010	<i>Well not sampled.</i>																															
	4/26/2012	<1.0	3.5	<0.5	30.3	<0.4	<0.6	<0.5	116	<0.7	<0.5	<0.7	<0.4	<0.6																			
	6/6/2013	<20.0	8.0	<5.0	64.6	<5.0	<5.0	<5.0	186	<5.0	<5.0	<5.0	<5.0	<5.0																			
	8/13/2015	<20.0	<5.0	<5.0	<15.0	<5.0	<5.0	<5.0	40.6	<5.0	<5.0	<5.0	<5.0	<5.0	0.0068	0.878	11.0	16.5	0	5.45	0.686	6.18	260.5	19.58									
	11/19/2015	<20.0	<5.0	<5.0	<15.0	<5.0	<5.0	<5.0	17.1	<5.0	<5.0	<5.0	<5.0	<5.0	0.0241	0.919	12.5	17.8	0	7.3	0.775	5.10	149.0	17.38									
	2/25/2016	<20.0	<5.0	<5.0	<15.0	<5.0	<5.0	<5.0	2.8 J	<5.0	<5.0	<5.0	<5.0	<5.0	<0.0059	1.09	11.8	8.0	0	14.1	0.591	5.36	176.7	15.41									
	6/15/2016	<20.0	<5.0	<5.0	<15.0	<5.0	<5.0	<5.0	56.3	<5.0	<5.0	<5.0	<5.0	<5.0	<0.0057	1.05	10.3	14.0	0	3.7	0.651	5.43	170.4	18.18									
	11/15/2017	<20.0	2.9 J	<5.0	17.9	<5.0	<5.0	<5.0	105	<5.0	<5.0	<5.0	<5.0	<5.0	0.0079	0.894	13.8	14.6	0	13.6	0.735	5.03	169.5	18.69									
	3/23/2018	<20.0	<5.0	<5.0	<15.0	<5.0	<5.0	<5.0	3.1 J	<5.0	<5.0	<5.0	<5.0	<5.0																			
	6/19/2018	<20.0	<5.0	<5.0	<15.0	<5.0	<5.0	<5.0	2.1 J	<5.0	<5.0	<5.0	<5.0	<5.0																			
	12/4/2018	<20.0	<5.0	<5.0	<15.0	<5.0	<5.0	<5.0	<5.0	<5.0	<5.0	<5.0	<5.0	<5.0																			
	6/10/2019	<20.0	<5.0	<5.0	<15.0	<5.0	<5.0	<5.0	<5.0	<5.0	<5.0	<5.0	<5.0	<5.0																			
	11/18/2019	<20.0	<2.0	<2.0	<15.0	<2.0	<2.0	<2.0	13.9	<2.0	<2.0	<2.0	<2.0	<2.0																			
	5/20/2020	<20.0	<2.0	<2.0	<15.0	<2.0	<2.0	<2.0	2.6	<2.0	<2.0	<2.0	<2.0	<2.0																			
	11/16/2020	<20.0	2.1	<2.0	<15.0	<2.0	<2.0	<2.0	78.0	<2.0	<2.0	<2.0	<2.0	<2.0																			
	6/7/2021	<20.0	<2.0	<2.0	<15.0	<2.0	<2.0	<2.0	6.0	<2.0	<2.0	<2.0	<2.0	<2.0																			
	12/9/2021	<20.0	<2.0	<2.0	<15.0	<2.0	<2.0	<2.0	5.2	<2.0	<2.0	<2.0	<2.0	<2.0																			
6/7/2022	<20.0	<2.0	<2.0	<15.0	<2.0	<2.0	<2.0	2.6	<2.0	<2.0	<2.0	<2.0	<2.0																				
11/9/2022	<20.0	<2.0	<2.0	<15.0	<2.0	<2.0	<2.0	12.0	<2.0	<2.0	<2.0	<2.0	<2.0																				
6/5/2023	<20.0	<2.0	<2.0	<15.0	<2.0	<2.0	<2.0	29.6	<2.0	<2.0	<2.0	<2.0	<2.0																				
MW-3	9/5/2008	<10.0	<0.5	<0.5	<10.0	<0.5	<0.5	<0.5	0.7	1.4	5.8	<0.5	6.0	7.6																			
	12/7/2009	<i>Well not sampled.</i>													<i>Prior to Natural Attenuation Monitoring Period</i>																		
	4/30/2010	<i>Well not sampled.</i>																															
	5/18/2010	<i>Well not sampled.</i>																															
	4/24/2012	<10.0	<0.3	<0.5	<9.8	<0.4	<0.6	<0.5	<0.3	<0.7	<0.5	<0.7	<0.4	<0.6																			
	6/5/2013	<20.0	<5.0	<5.0	<15.0	<5.0	<5.0	<5.0	<5.0	<5.0	<5.0	<5.0	<5.0	<5.0																			
	8/11/2015	<20.0	<5.0	<5.0	<15.0	<5.0	<5.0	<5.0	<5.0	<5.0	<5.0	<5.0	<5.0	<5.0	<0.0061	0.305	5.5	61.8	0	54.6	0.279	5.56	289.4	18.30									
	11/18/2015	<20.0	<5.0	<5.0	<15.0	<5.0	<5.0	<5.0	<5.0	<5.0	<5.0	<5.0	<5.0	<5.0	<0.0061	0.311	4.9	62.8	0	57.5	0.399	13.60*	133.7	16.57									
	2/24/2016	<20.0	<5.0	<5.0	<15.0	<5.0	<5.0	<5.0	<5.0	<5.0	<5.0	<5.0	<5.0	<5.0	<0.0062	0.255	6.2	45.3	0	28.8	0.254	5.42	178.6	15.13									
	6/14/2016	<20.0	<5.0	<5.0	<15.0	<5.0	<5.0	<5.0	<5.0	<5.0	<5.0	<5.0	<5.0	<5.0	<0.0061	0.311	6.0	51.5 E	0	39.6	0.249	5.38	162.0	17.68									
	11/15/2017	<20.0	<5.0	<5.0	<15.0	<5.0	<5.0	<5.0	<5.0	<5.0	<5.0	<5.0	<5.0	<5.0	<0.0065	0.152	5.5	67.5	0	43.5	0.264	4.86	311.5	16.50									
	3/22/2018	<20.0	<5.0	<5.0	<15.0	<5.0	<5.0	<5.0	<5.0	<5.0	<5.0	<5.0	<5.0	<5.0																			
	6/21/2018	<20.0	<5.0	<5.0	<15.0	<5.0	<5.0	<5.0	<5.0	<5.0	<5.0	<5.0	<5.0	<5.0																			
	12/4/2018	<i>Well not sampled.</i>													<i>MDE determined that reporting geochemical parameters was no longer required</i>																		
	6/9/2019	<i>Well not sampled.</i>																															
	11/19/2019	<i>Well not sampled.</i>																															
	5/19/2020	<i>Well not sampled.</i>																															
	11/16/2020	<i>Well not sampled.</i>																															
	6/4/2021	<i>Well not sampled.</i>																															
	12/8/2021	<i>Well not sampled.</i>																															
6/7/2022	<i>Well not sampled.</i>																																
11/8/2022	<i>Well not sampled.</i>																																
6/5/2023	<i>Well not sampled.</i>																																
MW-4	9/5/2008	<3,000	536	<150	7,140	<150	<150	<150	9,460	<150	<150	<150	<150	<150																			
	12/8/2009	<800	356	<200	2,930	<200	<200	<200	4,920	<200	<200	<200	<200	<200																			
	4/30/2010	<i>Well not sampled.</i>													<i>Prior to Natural Attenuation Monitoring Period</i>																		
	5/18/2010	<800	279	<200	3,040	<200	<200	<200	4,250	<200	<200	<200	<200	<200																			
	4/26/2012	<150	155	<7.4	2,400	<5.3	<9.7	<7.6	2,660	<10.2	<8.1	<10.2	<6.5	<9.2																			
	6/4/2013	<500	175	<125	1,570	<125	<125	<125	2,910	<125	<125	<125	<125	<125																			
	8/14/2015	<20.0	8.0	<5.0	59.5	<5.0	<5.0	<5.0	171	<5.0	<5.0	<5.0	<5.0	<5.0	<0.0057	NA	NA	NA	NA	NA				<i>NM (purged and sampled via bailer)</i>									
	11/16/2015	<100	34.9	<25.0	244	<25.0	<25.0	<25.0	688	<25.0	<25.0	<25.0	<25.0	<25.0	NA	NA	NA	NA	NA	0				<i>NM (purged and sampled via bailer)</i>									
	2/22/2016	<20.0	<5.0	<5.0	<15.0	<5.0	<5.0	<5.0	42.3	<5.0	<5.0	<5.0	<5.0	<5.0	NA	NA	NA	NA	NA	0				<i>NM (purged and sampled via bailer)</i>									
	6/17/2016	<20.0	16.2	<5.0	66.6	<5.0	<5.0	<5.0	316 K	<5.0	<5.0	<5.0	<5.0	<5.0	NA	NA	NA	NA	NA	0				<i>NM (purged and sampled via bailer)</i>									
	11/13/2017	<i>Well not sampled - Dry.</i>													<i>Well not sampled - Dry.</i>																		
	3/20/2018	<20.0	<5.0	<5.0	<15.0	<5.0	<5.0	<5.0	2.5 J	<5.0	<5.0	<5.0	<5.0	<5.0																			
	6/18/2018	<20.0	<5.0	<5.0	<15.0	<5.0	<5.0	<5.0	<5.0	<5.0	<5.0	<5.0	<5.0	<5.0																			
	12/4/2018	<20.0	<5.0	<5.0	<15.0	<5.0	<5.0	<5.0	<5.0	<5.0	<5.0	<5.0	<5.0	<5.0																			
	6/11/2019	<20.0	<5.0	<5.0	<15.0	<5.0	<5.0	<5.0	<5.0	<5.0	<5.0	<5.0	<5.0	<5.0																			
	11/21/2019	<20.0	<2.0	<2.0	<15.0	<2.0	<2.0	<2.0	22.3	<2.0	<2.0	<2.0	<2.0	<2.0																			
5/20/2020	<20.0	<2.0	<2.0	<15.0	<2.0	<2.0	<2.0	<2.0	<2.0	<2.0	<2.0	<2.0	<2.0																				
11/16/2020	<i>Well not sampled - Dry.</i>													<i>MDE determined that reporting geochemical parameters was no longer required</i>																			
6/3/2021	<20.0	<2.0	<2.0	<15.0	<2.0	<2.0	<2.0	<2.0	<2.0	<2.0	<2.0	<2.0	<2.0																				
12/6/2021	<20.0	<2.0	<2.0	<15.0	<2.0	<2.0	<2.0	<2.0	<2.0	<2.0	<2.0	<2.0	<2.0																				
6/6/2022	<20.0	<2.0	<2.0	<15.0	<2.0	<2.0	<2.0	<2.0	<2.0	<2.0	<2.0	<2.0	<2.0																				
11/8/2022	<i>Well not sampled - Dry.</i>																																
6/6/2023	<20.0	<2.0	<2.0	<15.0	<2.0	<2.0	<2.0	<2.0	<2.0	<2.0	<2.0	<2.0	<2.0																				

Table 4
Historical Summary of Groundwater Sample Results
George's Deli & Gas and Victoria Farms
602 Deer Park Road and 2139 Sykesville Rd, Westminster, Maryland

Select Detected Petroleum Hydrocarbon Volatile Organic Compounds (VOCs) and Geochemical Parameters

Well	Date	VOCs													Geochemical Parameters									
		TAA (ug/L)	TAME (ug/L)	Benzene (ug/L)	TBA (ug/L)	sec-Butyl benzene (ug/L)	DIPE (ug/L)	Isopropyl benzene (ug/L)	MTBE (ug/L)	Naphthalene (ug/L)	1,2,4-Trimethyl benzene (ug/L)	1,3,5-Trimethyl benzene (ug/L)	o-Xylene (ug/L)	m,p-Xylene (ug/L)	Methane (mg/L)	Manganese (mg/L)	Nitrate (as N) (mg/L)	Sulfate (mg/L)	Ferrous Iron (mg/L)	Dissolved Oxygen (DO) (% of saturation)	Conductivity (mS/cm)	pH	Oxidation/Reduction Potential	Temperature (°C)
MDE GW Standard		na	na	5.0E+00	na	na	na	4.5E+01	2.0E+01	1.7E-01	5.6E+00	6.0E+00	1.0E+04	1.0E+04	na	4.3E-02	na	na	na	na	na	na	na	na
MW-5	9/5/2008	<10.0	<0.5	<0.5	<10.0	<0.5	<0.5	<0.5	0.6	<0.5	<0.5	<0.5	<0.5	0.7	<i>Prior to Natural Attenuation Monitoring Period</i>									
	12/7/2009	Well not sampled.																						
	4/30/2010	Well not sampled.																						
	5/18/2010	Well not sampled.																						
	4/24/2012	<10.0	<0.3	<0.5	<9.8	<0.4	<0.6	<0.5	<0.3	<0.7	<0.5	<0.7	<0.4	<0.6										
	6/5/2013	<20.0	<5.0	<5.0	<15.0	<5.0	<5.0	<5.0	<5.0	<5.0	<5.0	<5.0	<5.0	<5.0	<0.0057	0.227	5.1	3.2	0	57.2	0.105	5.39	317.3	17.71
	8/14/2015	<20.0	<5.0	<5.0	<15.0	<5.0	<5.0	<5.0	<5.0	<5.0	<5.0	<5.0	<5.0	<5.0	<0.0062	0.322	7.0	<2.0	0	259.0*	0.198	12.78*	149.7	18.55
	11/18/2015	<20.0	<5.0	<5.0	<15.0	<5.0	<5.0	<5.0	<5.0	<5.0	<5.0	<5.0	<5.0	<5.0	<0.0058	0.326	4.7	5.0	0	26.7	0.113	4.92	184.7	14.46
	2/25/2016	<20.0	<5.0	<5.0	<15.0	<5.0	<5.0	<5.0	<5.0	<5.0	<5.0	<5.0	<5.0	<5.0	<0.0058	0.249	6.2	<1.0	0	27.0	0.065	4.77	226.1	16.57
	6/15/2016	<20.0	<5.0	<5.0	<15.0	<5.0	<5.0	<5.0	<5.0	<5.0	<5.0	<5.0	<5.0	<5.0	<0.0083	0.320	8.6	<1.0	0	36.7	0.144	4.49	281.2	18.33
	11/15/2017	<20.0	<5.0	<5.0	<15.0	<5.0	<5.0	<5.0	<5.0	<5.0	<5.0	<5.0	<5.0	<5.0	<i>MDE determined that reporting geochemical parameters was no longer required</i>									
	3/22/2018	<20.0	<5.0	<5.0	<15.0	<5.0	<5.0	<5.0	<5.0	<5.0	<5.0	<5.0	<5.0	<5.0										
	6/21/2018	<20.0	<5.0	<5.0	<15.0	<5.0	<5.0	<5.0	<5.0	<5.0	<5.0	<5.0	<5.0	<5.0										
	12/4/2018	Well not sampled.																						
	6/9/2019	Well not sampled.																						
	11/19/2019	Well not sampled.																						
	5/19/2020	Well not sampled.																						
	11/16/2020	Well not sampled.																						
	6/4/2021	Well not sampled.																						
	12/8/2021	Well not sampled.																						
6/7/2022	Well not sampled.																							
11/8/2022	Well not sampled.																							
6/5/2023	Well not sampled.																							
MW-6	09/2008	Well not sampled - Dry.													<i>Prior to Natural Attenuation Monitoring Period</i>									
	12/10/2009	<20.0	11	<5.0	94	<5.0	<5.0	<5.0	155	<5.0	<5.0	<5.0	<5.0	<5.0										
	4/30/2010	Well not sampled.																						
	5/19/2010	<80.0	32	<20.0	<60.0	<20.0	<20.0	<20.0	457	<20.0	<20.0	<20.0	<20.0	<20.0										
	4/25/2012	<10.0	<0.3	<0.5	<9.8	<0.4	<0.6	<0.5	<0.3	<0.7	<0.5	<0.7	<0.4	<0.6										
	6/5/2013	<20.0	<5.0	<5.0	<15.0	<5.0	<5.0	<5.0	3.5	<5.0	<5.0	<5.0	<5.0	<5.0	NA	NA	NA	NA	NA	<i>NM (purged and sampled via bailer)</i>				
	8/12/2015	<20.0	<5.0	<5.0	<15.0	<5.0	<5.0	<5.0	2.7 J	<5.0	<5.0	<5.0	<5.0	<5.0	<i>Well not sampled - Nearly Dry.</i>									
	11/16/2015	Well not sampled - Nearly Dry.													<i>Well not sampled - Nearly Dry.</i>									
	2/22/2016	<20.0	<5.0	<5.0	<15.0	<5.0	<5.0	<5.0	<5.0	<5.0	<5.0	<5.0	<5.0	<5.0	NA	NA	NA	NA	0	<i>NM (purged and sampled via bailer)</i>				
	6/17/2016	<20.0	<5.0	<5.0	<15.0	<5.0	<5.0	<5.0	<5.0	<5.0	<5.0	<5.0	<5.0	<5.0	NA	NA	NA	NA	0	<i>NM (purged and sampled via bailer)</i>				
	11/13/2017	Well not sampled - Dry.													<i>Well not sampled - Dry.</i>									
	3/20/2018	<20.0	<5.0	<5.0	<15.0	<5.0	<5.0	<5.0	<5.0	<5.0	<5.0	<5.0	<5.0	<5.0	<i>MDE determined that reporting geochemical parameters was no longer required</i>									
	6/18/2018	<20.0	<5.0	<5.0	<15.0	<5.0	<5.0	<5.0	<5.0	<5.0	<5.0	<5.0	<5.0	<5.0										
	12/4/2018	<20.0	<5.0	<5.0	<15.0	<5.0	<5.0	<5.0	<5.0	<5.0	<5.0	<5.0	<5.0	<5.0										
	6/10/2019	<20.0	<5.0	<5.0	<15.0	<5.0	<5.0	<5.0	<5.0	<5.0	<5.0	<5.0	<5.0	<5.0										
	11/19/2019	Well not sampled - Dry.																						
	5/20/2020	<20.0	<2.0	<2.0	<15.0	<2.0	<2.0	<2.0	<2.0	<2.0	<2.0	<2.0	<2.0	<2.0										
	11/16/2020	Well not sampled - Dry.																						
	6/3/2021	<20.0	<2.0	<2.0	<15.0	<2.0	<2.0	<2.0	<2.0	<2.0	<2.0	<2.0	<2.0	<2.0										
	12/7/2021	<20.0	<2.0	<2.0	<15.0	<2.0	<2.0	<2.0	<2.0	<2.0	<2.0	<2.0	<2.0	<2.0										
6/6/2022	<20.0	<2.0	<2.0	<15.0	<2.0	<2.0	<2.0	<2.0	<2.0	<2.0	<2.0	<2.0	<2.0											
11/8/2022	Well not sampled - Dry.																							
6/6/2023	<20.0	<2.0	<2.0	<15.0	<2.0	<2.0	<2.0	<2.0	<2.0	<2.0	<2.0	<2.0	<2.0											
MW-7A	9/3/2008	<2,500	421	<125	5,710	<125	<125	<125	7,510	<125	<125	<125	<125	<125	<i>Prior to Natural Attenuation Monitoring Period</i>									
	12/9/2009	<1,000	445	68.0	3,280	<250	<250	<250	6,640	<250	<250	<250	<250	<250										
	4/28/2010	NA	442	65.9	4,810	0.5 J	13.1	4.0	5,770	8.6	<0.5	<0.2	11.9	<0.4										
	5/20/2010	410 J	452	61.0 J	6,650	<200	<200	<200	6,600	<200	<200	<200	<200	<200										
	4/27/2012	<250	276	<12.3	4,380	<8.9	<16.2	<12.6	4,700	<17.1	<13.5	<17.0	<10.8	<15.3										
	6/6/2013	<500	146	<125	1,270	<125	<125	<125	2,390	<125	<125	<125	<125	<125	<0.0060	0.072	5.9	6.9	0	34.1	0.409	5.58	285.6	14.16
	8/12/2015	<200	57.8	<50.0	953	<50.0	<50.0	<50.0	1,160	<50.0	<50.0	<50.0	<50.0	<50.0	<0.0057	0.061	6.3	4.6	0	4.0	0.415	4.96	223.3	14.36
	11/19/2015	<200	34.2 J	<50.0	303	<50.0	<50.0	<50.0	752	<50.0	<50.0	<50.0	<50.0	<50.0	<0.0082	0.064	6.1	6.0	0	3.4	0.392	5.37	228.2	12.53
	2/25/2016	<100	46.9	<25.0	452	<25.0	<25.0	<25.0	917	<25.0	<25.0	<25.0	<25.0	<25.0	<0.0056	0.064	6.0	5.8	0	3.5	0.389	5.35	187.3	15.03
	6/16/2016	<100	38.3	<25.0	329	<25.0	<25.0	<25.0	557	<25.0	<25.0	<25.0	<25.0	<25.0	<0.0057	0.0518	6.6	4.7	0	13.6	0.371	4.77	326.3	14.02
	11/16/2017	<60.0	20.4	<15.0	253	<15.0	<15.0	<15.0	332	<15.0	<15.0	<15.0	<15.0	<15.0	<i>MDE determined that reporting geochemical parameters was no longer required</i>									
	3/20/2018	<40.0	18.4	<10.0	151	<10.0	<10.0	<10.0	282	<10.0	<10.0	<10.0	<10.0	<10.0										
	6/21/2018	<20.0	12.1	<5.0	67.8	<5.0	<5.0	<5.0	210 E	<5.0	<5.0	<5.0	<5.0	<5.0										
	12/5/2018	<20.0	<5.0	<5.0	<15.0	<5.0	<5.0	<5.0	9.3	<5.0	<5.0	<5.0	<5.0	<5.0										
	6/11/2019	<20.0	<5.0	<5.0	<15.0	<5.0	<5.0	<5.0	<5.0	<5.0	<5.0	<5.0	<5.0	<5.0										
	11/20/2019	<20.0	<2.0	<2.0	<15.0	<2.0	<2.0	<2.0	13.3	<2.0	<2.0	<2.0	<2.0	<2.0										
	5/19/2020	<20.0	<2.0	<2.0	<15.0	<2.0	<2.0	<2.0	1.2 J	<2.0	<2.0	<2.0	<2.0	<2.0										
	11/17/2020	<20.0	<2.0	<2.0	<15.0	<2.0	<2.0	<2.0	3.9	<2.0	<2.0	<2.0	<2.0	<2.0										
	6/7/2021	<20.0	<2.0	<2.0	<15.0	<2.0	<2.0	<2.0	3.4	<2.0	<2.0	<2.0	<2.0	<2.0										
	12/9/2021	<20.0	<2.0	<2.0	<15.0	<2.0	<2.0	<2.0	2.3	<2.0	<2.0	<2.0	<2.0	<2.0										
6/7/2022	<20.0	<2.0	<2.0	<15.0	<2.0	<2.0	<2.0	1.7 J	<2.0	<2.0	<2.0	<2.0	<2.0											
11/9/2022	<20.0	<2.0	<2.0	<15.0	<2.0	<2.0	<2.0	3.2	<2.0	<2.0	<2.0	<2.0	<2.0											
6/5/2023	<20.0	<2.0	<2.0	<15.0	<2.0	<2.0	<2.0	<2.0	<2.0	<2.0	<2.0	<2.0	<2.0											

Table 4
Historical Summary of Groundwater Sample Results
George's Deli & Gas and Victoria Farms
602 Deer Park Road and 2139 Sykesville Rd, Westminster, Maryland

Select Detected Petroleum Hydrocarbon Volatile Organic Compounds (VOCs) and Geochemical Parameters

Well	Date	VOCs													Geochemical Parameters										
		TAA (ug/L)	TAME (ug/L)	Benzene (ug/L)	TBA (ug/L)	sec-Butyl benzene (ug/L)	DIPE (ug/L)	Isopropyl benzene (ug/L)	MTBE (ug/L)	Naphthalene (ug/L)	1,2,4-Trimethyl benzene (ug/L)	1,3,5-Trimethyl benzene (ug/L)	o-Xylene (ug/L)	m,p-Xylene (ug/L)	Methane (mg/L)	Manganese (mg/L)	Nitrate (as N) (mg/L)	Sulfate (mg/L)	Ferrous Iron (mg/L)	Dissolved Oxygen (DO) (% of saturation)	Conductivity (mS/cm)	pH	Oxidation/Reduction Potential	Temperature (°C)	
MDE GW Standard		na	na	5.0E+00	na	na	na	4.5E+01	2.0E+01	1.7E-01	5.6E+00	6.0E+00	1.0E+04	1.0E+04	na	4.3E-02	na	na	na	na	na	na	na	na	
MW-7B	09/2008	<i>Well not sampled - installed in 2009.</i>																							
	12/9/2009	<500	273	<125	2,170	<125	<125	<125	3,910	<125	<125	<125	<125	<125	<i>Prior to Natural Attenuation Monitoring Period</i>										
	4/29/2010	NA	135	<0.3	555	<0.4	3.4 J	<0.2	1,650	<0.5	<0.5	<0.2	<0.1	<0.4											
	5/19/2010	<200	120	<50.0	<150	<50.0	<50.0	<50.0	1,770	<50.0	<50.0	<50.0	<50.0	<50.0											
	4/27/2012	<10.0	<0.3	<0.5	<9.8	<0.4	<0.6	<0.5	26.1	<0.7	<0.5	<0.7	<0.4	<0.6											
	6/6/2013	<20.0	<5.0	<5.0	<15.0	<5.0	<5.0	<5.0	<5.0	<5.0	<5.0	<5.0	<5.0	<5.0	<0.0060	2.08	0.7	3.6	0	22.6	0.404	6.76	205.9	17.70	
	8/12/2015	<20.0	5.1	<5.0	64.9	<5.0	<5.0	<5.0	143	<5.0	<5.0	<5.0	<5.0	<5.0	<0.0065	0.334	0.8	1.8	0	10.8	0.390	6.53	125.8	14.02	
	11/19/2015	<20.0	<5.0	<5.0	<15.0	<5.0	<5.0	<5.0	<5.0	<5.0	<5.0	<5.0	<5.0	<5.0	<0.0053	0.096	11.8	2.3	0	53.2	0.167	5.28	212.4	11.31	
	2/25/2016	<20.0	<5.0	<5.0	<15.0	<5.0	<5.0	<5.0	16.8	<5.0	<5.0	<5.0	<5.0	<5.0	<0.0072	0.176	10.9	3.3	0	39.9	0.183	5.26	224.7	15.77	
	6/16/2016	<20.0	<5.0	<5.0	<15.0	<5.0	<5.0	<5.0	<5.0	<5.0	<5.0	<5.0	<5.0	<5.0	<0.0057	0.186	11.9	3.1	0	37.2	0.192	4.70	360.1	13.13	
	11/16/2017	<20.0	<5.0	<5.0	<15.0	<5.0	<5.0	<5.0	<5.0	<5.0	<5.0	<5.0	<5.0	<5.0											
	3/19/2018	<20.0	<5.0	<5.0	<15.0	<5.0	<5.0	<5.0	<5.0	<5.0	<5.0	<5.0	<5.0	<5.0											
	6/22/2018	<20.0	<5.0	<5.0	<15.0	<5.0	<5.0	<5.0	<5.0	<5.0	<5.0	<5.0	<5.0	<5.0											
	12/5/2018	<20.0	<5.0	<5.0	<15.0	<5.0	<5.0	<5.0	<5.0	<5.0	<5.0	<5.0	<5.0	<5.0											
	6/11/2019	<20.0	<5.0	<5.0	<15.0	<5.0	<5.0	<5.0	<5.0	<5.0	<5.0	<5.0	<5.0	<5.0											
	11/20/2019	<20.0	<2.0	<2.0	<15.0	<2.0	<2.0	<2.0	<2.0	<2.0	<2.0	<2.0	<2.0	<2.0											
	5/19/2020	<20.0	<2.0	<2.0	<15.0	<2.0	<2.0	<2.0	<2.0	<2.0	<2.0	<2.0	<2.0	<2.0	<i>MDE determined that reporting geochemical parameters was no longer required</i>										
	11/17/2020	<20.0	<2.0	<2.0	<15.0	<2.0	<2.0	<2.0	<2.0	<2.0	<2.0	<2.0	<2.0	<2.0											
	6/7/2021	<20.0	<2.0	<2.0	<15.0	<2.0	<2.0	<2.0	<2.0	<2.0	<2.0	<2.0	<2.0	<2.0											
	12/8/2021	<20.0	<2.0	<2.0	<15.0	<2.0	<2.0	<2.0	<2.0	<2.0	<2.0	<2.0	<2.0	<2.0											
	6/7/2022	<20.0	<2.0	<2.0	<15.0	<2.0	<2.0	<2.0	<2.0	<2.0	<2.0	<2.0	<2.0	<2.0											
11/8/2022	<20.0	<2.0	<2.0	<15.0	<2.0	<2.0	<2.0	<2.0	<2.0	<2.0	<2.0	<2.0	<2.0												
6/5/2023	<20.0	<2.0	<2.0	<15.0	<2.0	<2.0	<2.0	<2.0	<2.0	<2.0	<2.0	<2.0	<2.0												
MW-7R	09/2008	<i>Well not sampled - installed in 2009. MW-7 was dry. MW-7R replaced MW-7.</i>																							
	12/9/2009	<400	165	<100	1,420	<100	<100	<100	2,210	<100	<100	<100	<100	<100	<i>Prior to Natural Attenuation Monitoring Period</i>										
	4/29/2010	NA	255	6.8	2,710	<0.4	4.8 J	0.4 J	2,990	1.6	<0.5	<0.2	1.4	<0.4											
	5/19/2010	<500	205	<130	1,810	<130	<130	<130	2,850	<130	<130	<130	<130	<130											
	4/27/2012	<29.9	27.5	<1.5	284	<1.1	<1.9	<1.5	455	<2.0	<1.6	<2.0	<1.3	<1.8											
	6/6/2013	57.1	11.6	<10.0	94.7	<10.0	<10.0	<10.0	188	<10.0	<10.0	<10.0	<10.0	<10.0											
	8/12/2015	<80.0	23.9	<20.0	180	<20.0	<20.0	<20.0	447	<20.0	<20.0	<20.0	<20.0	<20.0	<0.0055	0.595	6.0	24.6	0	33.0	0.286	5.35	286.5	17.43	
	11/19/2015	<20.0	3.9 J	<5.0	<15.0	<5.0	<5.0	<5.0	95.1	<5.0	<5.0	<5.0	<5.0	<5.0	<0.0055	0.491	6.2	28.6	0	13.4	0.274	4.81	252.1	16.77	
	2/26/2016	<20.0	<5.0	<5.0	<15.0	<5.0	<5.0	<5.0	12.4	<5.0	<5.0	<5.0	<5.0	<5.0	<0.0052	0.254	5.6	30.6	0	44.0	0.200	5.18	219.1	13.22	
	6/16/2016	<20.0	<5.0	<5.0	<15.0	<5.0	<5.0	<5.0	17.4	<5.0	<5.0	<5.0	<5.0	<5.0	<0.0065	0.354	6.2	30.2	0	22.2	0.236	4.99	220.1	16.08	
	11/16/2017	<20.0	<5.0	<5.0	<15.0	<5.0	<5.0	<5.0	11.5	<5.0	<5.0	<5.0	<5.0	<5.0	<0.0058	0.256	7.5	22.8	0	26.3	0.236	4.59	345.8	16.10	
	3/20/2018	<20.0	<5.0	<5.0	<15.0	<5.0	<5.0	<5.0	13.9	<5.0	<5.0	<5.0	<5.0	<5.0											
	6/21/2018	<20.0	<5.0	<5.0	<15.0	<5.0	<5.0	<5.0	<5.0	<5.0	<5.0	<5.0	<5.0	<5.0											
	12/5/2018	<20.0	<5.0	<5.0	<15.0	<5.0	<5.0	<5.0	<5.0	<5.0	<5.0	<5.0	<5.0	<5.0											
	6/11/2019	<20.0	<5.0	<5.0	<15.0	<5.0	<5.0	<5.0	<5.0	<5.0	<5.0	<5.0	<5.0	<5.0											
	11/20/2019	<20.0	<2.0	<2.0	<15.0	<2.0	<2.0	<2.0	2.3	<2.0	<2.0	<2.0	<2.0	<2.0											
	5/19/2020	<20.0	<2.0	<2.0	<15.0	<2.0	<2.0	<2.0	<2.0	<2.0	<2.0	<2.0	<2.0	<2.0	<i>MDE determined that reporting geochemical parameters was no longer required</i>										
	11/17/2020	<20.0	<2.0	<2.0	<15.0	<2.0	<2.0	<2.0	<2.0	<2.0	<2.0	<2.0	<2.0	<2.0											
	6/7/2021	<20.0	<2.0	<2.0	<15.0	<2.0	<2.0	<2.0	<2.0	<2.0	<2.0	<2.0	<2.0	<2.0											
	12/8/2021	<20.0	<2.0	<2.0	<15.0	<2.0	<2.0	<2.0	<2.0	<2.0	<2.0	<2.0	<2.0	<2.0											
	6/7/2022	<20.0	<2.0	<2.0	<15.0	<2.0	<2.0	<2.0	<2.0	<2.0	<2.0	<2.0	<2.0	<2.0											
11/9/2022	<20.0	<2.0	<2.0	<15.0	<2.0	<2.0	<2.0	<2.0	<2.0	<2.0	<2.0	<2.0	<2.0												
6/5/2023	<20.0	<2.0	<2.0	<15.0	<2.0	<2.0	<2.0	<2.0	<2.0	<2.0	<2.0	<2.0	<2.0												
Lot 4 Well	8/29/2008	<10.0	<0.5	<0.5	<10.0	<0.5	<0.5	<0.5	<0.5	<0.5	<0.5	<0.5	<0.5	<i>Prior to Natural Attenuation Monitoring Period</i>											
	12/10/2009	<20.0	<5.0	<5.0	<15.0	<5.0	<5.0	<5.0	<5.0	<5.0	<5.0	<5.0	<5.0												
	4/30/2010	NA	<0.3	<0.3	<2.6	<0.4	<0.3	<0.2	<0.4	<0.5	<0.5	<0.2	<0.1	<0.4											
	5/17/2010	<20.0	<5.0	<5.0	<15.0	<5.0	<5.0	<5.0	<5.0	<5.0	<5.0	<5.0	<5.0	<5.0											
	4/26/2012	<10.0	<0.3	<0.5	<9.8	<0.4	<0.6	<0.5	<0.3	<0.7	<0.5	<0.7	<0.4	<0.6											
	6/4/2013	<20.0	<5.0	<5.0	<15.0	<5.0	<5.0	<5.0	<5.0	<5.0	<5.0	<5.0	<5.0	<5.0											
	8/11/2015	<20.0	<5.0	<5.0	<15.0	<5.0	<5.0	<5.0	<5.0	<5.0	<5.0	<5.0	<5.0	<5.0	<0.0061	<0.010	7.1	5.8	0	66.8	0.644	5.34	280.6	15.33	
	11/17/2015	<20.0	<5.0	<5.0	<15.0	<5.0	<5.0	<5.0	<5.0	<5.0	<5.0	<5.0	<5.0	<5.0	0.0056	<0.010	6.9	4.1	0	83.6	0.883	5.37	179.2	14.15	
	2/23/2016	<20.0	<5.0	<5.0	<15.0	<5.0	<5.0	<5.0	<5.0	<5.0	<5.0	<5.0	<5.0	<5.0	<0.0053	<0.010	<0.4	4.0	0.25	53.4	0.668	5.92	136.6	12.35	
	6/13/2016	<20.0	<5.0	<5.0	<15.0	<5.0	<5.0	<5.0	<5.0	<5.0	<5.0	<5.0	<5.0	<5.0	<0.0056	<0.010	8.1	4.0	0	52.9	0.611	6.10	125.4	14.82	
	11/14/2017	<20.0	<5.0	<5.0	<15.0	<5.0	<5.0	<5.0	<5.0	<5.0	<5.0	<5.0	<5.0	<5.0	<0.0061	<0.010	7.7	5.3	0	57.8	0.682	5.65	328.7	14.01	
	3/19/2018	<20.0	<5.0	<5.0	<15.0	<5.0	<5.0	<5.0	<5.0	<5.0	<5.0	<5.0	<5.0	<5.0											
	6/18/2018	<20.0	<5.0	<5.0	<15.0	<5.0	<5.0	<5.0	<5.0	<5.0	<5.0	<5.0	<5.0	<5.0											
	12/4/2018		<i>Well not sampled.</i>																						
	6/9/2019		<i>Well not sampled.</i>																						
	11/19/2019		<i>Well not sampled.</i>																						
	5/19/2020		<i>Well not sampled.</i>																						
11/16/2020		<i>Well not sampled.</i>																							
6/4/2021		<i>Well not sampled.</i>																							
12/8/2021		<i>Well not sampled.</i>																							
6/7/2022		<i>Well not sampled.</i>																							
11/8/2022		<i>Well not sampled.</i>																							
6/5/2023		<i>Well not sampled.</i>																							

Table 4
Historical Summary of Groundwater Sample Results
George's Deli & Gas and Victoria Farms
602 Deer Park Road and 2139 Sykesville Rd, Westminster, Maryland

Select Detected Petroleum Hydrocarbon Volatile Organic Compounds (VOCs) and Geochemical Parameters

Well	Date	VOCs													Geochemical Parameters									
		TAA (ug/L)	TAME (ug/L)	Benzene (ug/L)	TBA (ug/L)	sec-Butyl benzene (ug/L)	DIPE (ug/L)	Isopropyl benzene (ug/L)	MTBE (ug/L)	Naphthalene (ug/L)	1,2,4-Trimethyl benzene (ug/L)	1,3,5-Trimethyl benzene (ug/L)	o-Xylene (ug/L)	m,p-Xylene (ug/L)	Methane (mg/L)	Manganese (mg/L)	Nitrate (as N) (mg/L)	Sulfate (mg/L)	Ferrous Iron (mg/L)	Dissolved Oxygen (DO) (% of saturation)	Conductivity (mS/cm)	pH	Oxidation/Reduction Potential	Temperature (°C)
MDE GW Standard		na	na	5.0E+00	na	na	na	4.5E+01	2.0E+01	1.7E-01	5.6E+00	1.0E+04	1.0E+04	na	4.3E-02	na	na	na	na	na	na	na	na	na
Lot 7 Well	9/2/2008	<2.500	293	<125	3,170	<125	<125	<125	5,820	<125	<125	<125	<125	<125	<125	<125	<125	<125	<125	<125	<125	<125	<125	
	12/10/2009	<1,000	<475	79.0	4,630	<250	<250	<250	7,510	<250	<250	<250	<250	<250	<250	<250	<250	<250	<250	<250	<250	<250	<250	
	4/30/2010	NA	473	74.2	5,350	1.3	14.5	4.1	6,640	9.0	<0.5	<0.2	13.6	<0.4	<i>Prior to Natural Attenuation Monitoring Period</i>									
	5/17/2010	<1000	461	78.0 J	8,790	<250	<250	<250	6,880	<250	<250	<250	<250	<250										
	4/27/2012	<499	350	<24.5	5,580	<17.8	<32.4	<25.3	6,290	<34.1	<27.0	<34.0	<21.7	<30.7										
	6/4/2013	<500	227	<125	1,670	<125	<125	<125	4,050	<125	<125	<125	<125	<125										
	8/14/2015	<500	120 J	<125	2,410	<125	<125	<125	2,720	<125	<125	<125	<125	<125										
	11/20/2015	<200	80.2	<50.0	667	<50.0	<50.0	<50.0	1,630	<50.0	<50.0	<50.0	<50.0	<50.0	0.0101	0.037	5.7	3.3	0	3.0	0.535	5.11	78.8	13.89
	2/26/2016	<200	97.4	<50.0	1,670	<50.0	<50.0	<50.0	2,490	<50.0	<50.0	<50.0	<50.0	<50.0	0.0076	0.028	5.6	3.8	0	3.1	0.532	5.45	205.1	12.53
	6/16/2016	<100	73.4 J	<25.0	719	<25.0	<25.0	<25.0	1,430 E	<25.0	<25.0	<25.0	<25.0	<25.0	<0.0058	0.029	6.1	6.2	0	3.4	0.514	5.45	172.3	14.00
	11/17/2017	<200	69.2	<50.0	901	<50.0	<50.0	<50.0	1,060	<50.0	<50.0	<50.0	<50.0	<50.0	<0.0064	0.034	5.4	3.3	0	11.4	0.491	4.92	277.0	13.29
	3/23/2018	<100	56.3	<25.0	609	<25.0	<25.0	<25.0	814	<25.0	<25.0	<25.0	<25.0	<25.0	<i>MDE determined that reporting geochemical parameters was no longer required</i>									
	6/22/2018	<100	47.1	<25.0	507	<25.0	<25.0	<25.0	734	<25.0	<25.0	<25.0	<25.0	<25.0										
	12/6/2018	<40.0	23.1	<10.0	120	<10.0	<10.0	<10.0	372	<10.0	<10.0	<10.0	<10.0	<10.0										
	6/12/2019	<40.0	16.1	<10.0	219	<10.0	<10.0	<10.0	289	<10.0	<10.0	<10.0	<10.0	<10.0										
	11/21/2019	<60.0	15.0	<6.0	159	<6.0	<6.0	<6.0	291	<6.0	<6.0	<6.0	<6.0	<6.0										
	5/21/2020	<40.0	12.6	<4.0	109	<4.0	<4.0	<4.0	259	<4.0	<4.0	<4.0	<4.0	<4.0										
	11/18/2020	<40.0	13.2	<4.0	260	<4.0	<4.0	<4.0	280	<4.0	<4.0	<4.0	<4.0	<4.0										
	6/8/2021	<40.0	13.3	<4.0	112	<4.0	<4.0	<4.0	254	<4.0	<4.0	<4.0	<4.0	<4.0										
	12/10/2021	<40.0	11.8	<4.0	116	<4.0	<4.0	<4.0	204	<4.0	<4.0	<4.0	<4.0	<4.0										
	6/8/2022	<20.0	8.1	<2.0	68.3	<2.0	<2.0	<2.0	176	<2.0	<2.0	<2.0	<2.0	<2.0										
	11/9/2022	<20.0	9.7	<2.0	102	<2.0	<2.0	<2.0	156	<2.0	<2.0	<2.0	<2.0	<2.0										
	6/6/2023	<20.0	10.1	<2.0	89.8	<2.0	<2.0	<2.0	171	<2.0	<2.0	<2.0	<2.0	<2.0										
Sentinel Well	9/5/2008	<i>Well not sampled - installed in 2013.</i>													<i>Prior to Natural Attenuation Monitoring Period</i>									
	12/7/2009																							
	4/30/2010																							
	5/18/2010																							
	4/24/2012																							
	6/5/2013	<20.0	<5.0	<5.0	<15.0	<5.0	<5.0	<5.0	<5.0	<5.0	<5.0	<5.0	<5.0	<5.0	<0.0063	<0.010	6.9	<1.0	0	54.6	0.170	5.23	309.2	16.25
	8/11/2015	<20.0	<5.0	<5.0	<15.0	<5.0	<5.0	<5.0	<5.0	<5.0	<5.0	<5.0	<5.0	<5.0	<0.0055	<0.010	7.3	<1.0	0	73.0	0.212	4.97	191.8	13.72
	11/17/2015	<20.0	<5.0	<5.0	<15.0	<5.0	<5.0	<5.0	<5.0	<5.0	<5.0	<5.0	<5.0	<5.0	<0.0050	0.040	7.0	<1.0	0	46.6	0.168	5.45	156.2	12.80
	2/23/2016	<20.0	<5.0	<5.0	<15.0	<5.0	<5.0	<5.0	<5.0	<5.0	<5.0	<5.0	<5.0	<5.0	<0.0056	<0.010	6.9	<1.0	0	52.1	0.160	5.42	175.5	14.37
	6/13/2016	<20.0	<5.0	<5.0	<15.0	<5.0	<5.0	<5.0	<5.0	<5.0	<5.0	<5.0	<5.0	<5.0	<0.0063	<0.010	7.2	<1.0	0	45.1	0.171	5.11	316.4	14.07
	11/14/2017	<20.0	<5.0	<5.0	<15.0	<5.0	<5.0	<5.0	<5.0	<5.0	<5.0	<5.0	<5.0	<5.0	<i>MDE determined that reporting geochemical parameters was no longer required</i>									
	3/19/2018	<20.0	<5.0	<5.0	<15.0	<5.0	<5.0	<5.0	<5.0	<5.0	<5.0	<5.0	<5.0	<5.0										
	6/19/2018	<20.0	<5.0	<5.0	<15.0	<5.0	<5.0	<5.0	<5.0	<5.0	<5.0	<5.0	<5.0	<5.0										
	12/3/2018	<20.0	<5.0	<5.0	<15.0	<5.0	<5.0	<5.0	<5.0	<5.0	<5.0	<5.0	<5.0	<5.0										
	6/6/2019	<20.0	<5.0	<5.0	<15.0	<5.0	<5.0	<5.0	<5.0	<5.0	<5.0	<5.0	<5.0	<5.0										
	11/18/2019	<20.0	<2.0	<2.0	<15.0	<2.0	<2.0	<2.0	<2.0	<2.0	<2.0	<2.0	<2.0	<2.0										
	5/18/2020	<20.0	<2.0	<2.0	<15.0	<2.0	<2.0	<2.0	<2.0	<2.0	<2.0	<2.0	<2.0	<2.0										
	11/16/2020	<20.0	<2.0	<2.0	<15.0	<2.0	<2.0	<2.0	<2.0	<2.0	<2.0	<2.0	<2.0	<2.0										
	6/2/2021	<20.0	<2.0	<2.0	<15.0	<2.0	<2.0	<2.0	<2.0	<2.0	<2.0	<2.0	<2.0	<2.0										
	12/6/2021	<20.0	<2.0	<2.0	<15.0	<2.0	<2.0	<2.0	<2.0	<2.0	<2.0	<2.0	<2.0	<2.0										
	6/6/2022	<20.0	<2.0	<2.0	<15.0	<2.0	<2.0	<2.0	<2.0	<2.0	<2.0	<2.0	<2.0	<2.0										
	11/7/2022	<20.0	<2.0	<2.0	<15.0	<2.0	<2.0	<2.0	<2.0	<2.0	<2.0	<2.0	<2.0	<2.0										
	6/2/2023	<20.0	<2.0	<2.0	<15.0	<2.0	<2.0	<2.0	<2.0	<2.0	<2.0	<2.0	<2.0	<2.0										

Table Notes:

Analytical Methods for Groundwater Samples: VOCs - EPA Method 8260B (September 2008 Samples: VOCs - EPA Method 524.2); Methane - EPA Method 8015M; Manganese - EPA Method 200.7; Nitrate and Sulfate - EPA Method 300.0; and Ferrous Iron - Hach color disc test kit.
 µg/L - micrograms per liter or parts per billion (ppb)
 mg/L - milligrams per liter or parts per million (ppm)
 < - Analyte not detected above the specified Method Detection Limit (MDL) or Method Reporting Limit (MRL) (shown as a gray tone).
 J - The reported concentration is less than the MRL but greater than the MDL. The concentration is considered to be estimated.
 K - Result taken from alternate analysis. Sample analyzed at a higher dilution factor to allow calibration of this analyte.
 E - The concentration indicated for this analyte is an estimated value above the calibration range of the instrument. This value is considered an estimate.
Bold - Detected analyte concentration. In cases where a sample had a duplicate, the higher result (sample or duplicate result) or lower MDL/MRL is reported.

na - Not Applicable
 NA - Analyte not analyzed.
 NM - Parameter not measured.
 * - Erroneous Reading
 TAA - tert-Amyl alcohol
 TAME - tert-Amyl methyl ether
 TBA - tert-Butanol
 DIPE - Diisopropyl ether
 MTBE - Methyl tert-butyl ether

Screening Evaluation Notes:

MDE GW Standards: MDE Groundwater Cleanup Standards for Type I and II Aquifers (October 2018)
 Underline - MDL or MRL exceeds the respective MDE GW Standard.
 Red, bold, and underline - Detected analyte concentration exceeds the respective MDE GW Standard.

Additional Screening Level Notes:

Analyte MDE Groundwater Standard
 m+p-Xylenes Total Xylenes
 o-Xylene Total Xylenes

ATTACHMENT A
GROUNDWATER SAMPLING LOGS

MONITORING WELL SAMPLE COLLECTION FORM

LOCATION	Site: Victoria Farms - George's Deli & Gas	LocID: <u>MW-1</u>	Date: <u>6/6/23</u>								
	Project Name: Victoria Farms - George's Deli & Gas	Project #: CG-08-0348	Recorded By: <u>DG</u> Checked By:								
EQUIPMENT	Water Level Indicator Type/ID #:	Sampling Equipment: HF Scientific Micro TPW turbidity meter, Proactive® Hurricane 2" low-flow submersible pump w/ controller, and HDPE tubing	Equipment Decon.: 1. Soapy wash, 2. Potable water rinse, 3. Distilled water rinse.								
	PID Type/ID #: NA										
WELL INFO	Casing I.D. (in) [a]: <u>2.0</u>	Water Column Thickness (ft) [d-c]: <u>23.87</u>	Ambient PID (ppm): NA								
	Unit Casing Volume (gal/lin ft) [b]: <u>0.16</u>	Well Volume (gal) {[d-c] x b}: <u>11.5</u>	Well Mouth PID (ppm): NA								
	Initial Depth to Water (ft) [c]: <u>59.73</u>	Screened Interval (ft TOC): <u>unknown</u>	Ground Condition of Well:								
	Total Well Depth (ft) [d]: <u>83.60</u>	Pump depth (ft TOC): <u>78</u> Pump depth (ft bgs):	Remarks:								
CASING INFO	Casing I.D. (in) [a]:	1.5	2.0	2.2	3.0	4.0	4.3	5.0	6.0	7.0	8.0
	Unit Casing Volume (gal/lin ft) [b]:	0.09	0.16	0.20	0.37	0.65	0.75	1.0	1.5	2.0	2.6

Date	Time (24 hr)	Water Level (FTOC)	Draw-down (ft)	Volume Removed (Gal)	Pumping Rate (gal/min)	pH	Conductivity (µS/cm)	Redox Potential	Turb. (NTU)	DO (% / mg/L)	Temp. (°C)	Salinity	Remarks (odor, clarity, etc.)
<u>6/6/23</u>	<u>10:00</u>	<u>59.93</u>	<u>—</u>	<u>—</u>	<u>—</u>	<u>5.91</u>	<u>236</u>	<u>118.2</u>	<u>328.9</u>	<u>90.8 / 90.8</u>	<u>15.12</u>	NA	<u>cloudy</u>
	<u>10:05</u>	<u>60.29</u>	<u>0.36</u>	<u>0.75</u>	<u>0.15</u>	<u>4.43</u>	<u>247</u>	<u>192.5</u>	<u>510.4</u>	<u>526 / 5.51</u>	<u>13.81</u>	NA	↓
	<u>10:10</u>	<u>60.87</u>	<u>0.58</u>	<u>1.75</u>	<u>0.2</u>	<u>4.26</u>	<u>235</u>	<u>191.9</u>	<u>171.9</u>	<u>56.5 / 5.83</u>	<u>13.94</u>	NA	↓
	<u>10:15</u>	<u>60.97</u>	<u>0.1</u>	<u>2.75</u>	<u>0.2</u>	<u>4.39</u>	<u>226</u>	<u>185.0</u>	<u>96.24</u>	<u>57.6 / 5.94</u>	<u>13.92</u>	NA	<u>Semi-clear</u>
	<u>10:20</u>	<u>61.0</u>	<u>0.03</u>	<u>4.0</u>	<u>0.25</u>	<u>4.48</u>	<u>232</u>	<u>183.2</u>	<u>52.03</u>	<u>54.0 / 5.59</u>	<u>13.78</u>	NA	
	<u>10:25</u>	<u>61.08</u>	<u>0.08</u>	<u>5.0</u>	<u>0.2</u>	<u>4.51</u>	<u>234</u>	<u>182.5</u>	<u>31.51</u>	<u>52.2 / 5.4</u>	<u>13.70</u>	NA	
	<u>10:30</u>	<u>61.10</u>	<u>0.02</u>	<u>7.0</u>	<u>0.4</u>	<u>4.55</u>	<u>237</u>	<u>182.6</u>	<u>23.25</u>	<u>50.4 / 5.2</u>	<u>13.69</u>	NA	
	<u>10:35</u>									<u>1</u>		NA	<u>sampled</u>

Pumping Rate: <=0.5 L/min (0.13 gal/min) Drawdown: < 0.33 ft Measurements: 3-5 min Stabilization: +/- 0.1 pH, +/- 3% conductivity, +/- 10 mv redox pot., +/- 10% turb (<= 10 NTU ideal), and +/- 10% DO for 3 consecutive readings

Sample ID #(s)/Time(s)	No. Containers/Volume/Type	Preserv.	Filter (Y/N)	Pump OR Bailer	Parameter(s)
<u>MW-1 / 10:35</u>	<u>3 40-mL borosilicate glass vials</u>	<u>HCl</u>	<u>N</u>	<u>Pump</u>	<u>VOCs 8260</u>

MONITORING WELL SAMPLE COLLECTION FORM

LOCATION	Site: Victoria Farms - George's Deli & Gas	LocID: MW-2A	Date: 6/6/23								
	Project Name: Victoria Farms - George's Deli & Gas	Project #: CG-08-0348	Recorded By: DG Checked By:								
EQUIPMENT	Water Level Indicator Type/ID #:	Sampling Equipment: HF Scientific Micro TPW turbidity meter, Proactive® Hurricane 2" low-flow submersible pump w/ controller, and HDPE tubing	Equipment Decon.: 1. Soapy wash, 2. Potable water rinse, 3. Distilled water rinse.								
	PID Type/ID #: NA										
WELL INFO	Casing I.D. (in) [a]: 4.0	Water Column Thickness (ft) [d-c]: 82.82	Ambient PID (ppm): NA								
	Unit Casing Volume (gal/lin ft) [b]: 0.65	Well Volume (gal) {[d-c] x b}: 161.5	Well Mouth PID (ppm): NA								
	Initial Depth to Water (ft) [c]: 60.50	Screened Interval (ft TOC): 105-145	Ground Condition of Well:								
	Total Well Depth (ft) [d]: 146.50 143.32	Pump depth (ft TOC): Pump depth (ft bgs):	Remarks:								
CASING INFO	Casing I.D. (in) [a]:	1.5	2.0	2.2	3.0	4.0	4.3	5.0	6.0	7.0	8.0
	Unit Casing Volume (gal/lin ft) [b]:	0.09	0.16	0.20	0.37	0.65	0.75	1.0	1.5	2.0	2.6

Date	Time (24 hr)	Water Level (FTOC)	Draw-down (ft)	Volume Removed (Gal)	Pumping Rate (gal/min)	pH	Conductivity (µS/cm)	Redox Potential	Turb. (NTU)	DO (% / mg/L)	Temp. (°C)	Salinity	Remarks (odor, clarity, etc.)
6/6/23	10:45	60.38	—	—	—	6.69	242	124.4	5.15	1342/1212	16.12	NA	clear
	10:50	61.73		1.0	0.2	5.34	316	140.4	5.32	316/3.33	12.89	NA	
	10:55	61.89	0.18	2.0	0.2	4.53	317	184.4	4.80	279/2.94	12.93	NA	
	11:00	61.91	0.02	3.5	0.3	4.53	317	184.4	4.30	291/3.06	12.96	NA	
	11:05	61.93	0.02	4.5	0.2	4.64	317	178.8	4.77	300/3.16	12.78	NA	
	11:10	61.77	-0.16	5.5	0.2	4.73	317	174.8	5.65	312/3.29	13.09	NA	
	11:15	61.75	-0.02	6.0	0.1	4.99	317	172.0	5.73	328/3.41	13.18	NA	
	11:20	61.71	-0.04	6.5	0.1	4.84	317	169.7	5.04	344/3.6	13.12	NA	

Pumping Rate: <=0.5 L/min (0.13 gal/min) **Drawdown:** < 0.33 ft **Measurements:** 3-5 min **Stabilization:** +/- 0.1 pH, +/- 3% conductivity, +/- 10 mv redox pot., +/- 10% turb (<= 10 NTU ideal), and +/- 10% DO for 3 consecutive readings

Sample ID #(s)/Time(s)	No. Containers/Volume/Type	Preserv.	Filter (Y/N)	Pump OR Bailer	Parameter(s)
MW-2A/11:28	3 40-mL borosilicate glass vials	HCl	N	Pump	VOCs 8260

MONITORING WELL SAMPLE COLLECTION FORM

LOCATION	Site: Victoria Farms - George's Deli & Gas	LocID: <u>H-1A</u>	Date: <u>6/2/23</u>								
	Project Name: Victoria Farms - George's Deli & Gas	Project #: CG-08-0348	Recorded By: <u>DG</u> Checked By:								
EQUIPMENT	Water Level Indicator Type/ID #:	Sampling Equipment: HF Scientific Micro TPW turbidity meter, Proactive® Hurricane 2" low-flow submersible pump w/ controller, and HDPE tubing	Equipment Decon.: 1. Soapy wash, 2. Potable water rinse, 3. Distilled water rinse.								
	PID Type/ID #: NA										
WELL INFO	Casing I.D. (in) [a]: <u>6.0</u>	Water Column Thickness (ft) [d-c]: <u>10.75</u>	Ambient PID (ppm): NA								
	Unit Casing Volume (gal/lin ft) [b]: <u>1.5</u>	Well Volume (gal) {[d-c] x b}: <u>(10.75 x 1.5) = 16.13 x 3 = 48.4</u>	Well Mouth PID (ppm): NA								
	Initial Depth to Water (ft) [c]: <u>55.27</u>	Screened Interval (ft TOC): <u>25-65</u>	Ground Condition of Well:								
	Total Well Depth (ft) [d]: <u>66.02</u>	Pump depth (ft TOC): Pump depth (ft bgs):	Remarks:								
CASING INFO	Casing I.D. (in) [a]:	1.5	2.0	2.2	3.0	4.0	4.3	5.0	6.0	7.0	8.0
	Unit Casing Volume (gal/lin ft) [b]:	0.09	0.16	0.20	0.37	0.65	0.75	1.0	1.5	2.0	2.6

Date	Time (24 hr)	Water Level (FTOC)	Draw-down (ft)	Volume Removed (Gal)	Pumping Rate (gal/min)	pH	Conductivity (µS/cm)	Redox Potential	Turb. (NTU)	DO (% / mg/L)	Temp. (°C)	Salinity	Remarks (odor, clarity, etc.)
<u>6/2/23</u>	<u>11:54</u>	<u>53.26</u>	<u>—</u>	<u>—</u>	<u>—</u>	<u>5.92</u>	<u>284</u>	<u>109.7</u>	<u>6.05</u>	<u>45.7 / 4.45</u>	<u>16.12</u>	NA	<u>Clear</u>
	<u>11:59</u>	<u>55.62</u>	<u>0.36</u>	<u>0.75</u>	<u>0.15</u>	<u>5.62</u>	<u>284</u>	<u>129.5</u>	<u>9.76</u>	<u>29.0 / 2.96</u>	<u>14.38</u>	NA	
	<u>12:04</u>	<u>55.75</u>	<u>0.13</u>	<u>1.25</u>	<u>0.1</u>	<u>5.51</u>	<u>284</u>	<u>129.0</u>	<u>17.12</u>	<u>30.3 / 3.09</u>	<u>14.38</u>	NA	
	<u>12:09</u>	<u>55.91</u>	<u>0.16</u>	<u>1.75</u>	<u>0.1</u>	<u>5.45</u>	<u>281</u>	<u>131.9</u>	<u>12.44</u>	<u>30.7 / 3.14</u>	<u>14.35</u>	NA	
	<u>12:14</u>	<u>56.04</u>	<u>0.13</u>	<u>2.0</u>	<u>0.05</u>	<u>5.44</u>	<u>279</u>	<u>132.7</u>	<u>12.60</u>	<u>30.9 / 3.15</u>	<u>14.38</u>	NA	
	<u>12:19</u>									/		NA	<u>Sampled</u>
										/		NA	
										/		NA	

Pumping Rate: ≤0.5 L/min (0.13 gal/min) **Drawdown:** < 0.33 ft **Measurements:** 3-5 min **Stabilization:** ±0.1 pH, ±3% conductivity, ±10 mv redox pot., ±10% turb (≤ 10 NTU ideal), and ±10% DO for 3 consecutive readings

Sample ID #(s)/Time(s)	No. Containers/Volume/Type	Preserv.	Filter (Y/N)	Pump OR Bailer	Parameter(s)
<u>H-1A / 12:19</u>	<u>3 40-mL borosilicate glass vials</u>	<u>HCl</u>	<u>N</u>	<u>Pump</u>	<u>VOCs 8260</u>

MONITORING WELL SAMPLE COLLECTION FORM

LOCATION	Site: Victoria Farms - George's Deli & Gas	LocID: H-6	Date: 6/2/23								
	Project Name: Victoria Farms - George's Deli & Gas	Project #: CG-08-0348	Recorded By: _____ Checked By: _____								
EQUIPMENT	Water Level Indicator Type/ID #:	Sampling Equipment: HF Scientific Micro TPW turbidity meter, Proactive® Hurricane 2" low-flow submersible pump w/ controller, and HDPE tubing	Equipment Decon.: 1. Soapy wash, 2. Potable water rinse, 3. Distilled water rinse.								
	PID Type/ID #: NA										
WELL INFO	Casing I.D. (in) [a]:	Water Column Thickness (ft) [d-c]:	Ambient PID (ppm): NA								
	Unit Casing Volume (gal/lin ft) [b]:	Well Volume (gal) {[d-c] x b}:	Well Mouth PID (ppm): NA								
	Initial Depth to Water (ft) [c]: 52.57	Screened Interval (ft TOC): 32-72	Ground Condition of Well:								
	Total Well Depth (ft) [d]: 70.18	Pump depth (ft TOC): 68 Pump depth (ft bgs):	Remarks:								
CASING INFO	Casing I.D. (in) [a]:	1.5	2.0	2.2	3.0	4.0	4.3	5.0	6.0	7.0	8.0
	Unit Casing Volume (gal/lin ft) [b]:	0.09	0.16	0.20	0.37	0.65	0.75	1.0	1.5	2.0	2.6

Date	Time (24 hr)	Water Level (FTOC)	Draw-down (ft)	Volume Removed (Gal)	Pumping Rate (gal/min)	pH	Conductivity (µS/cm)	Redox Potential	Turb. (NTU)	DO (% / mg/L)	Temp. (°C)	Salinity	Remarks (odor, clarity, etc.)
6/2/23	10:55	54.40	—	—	—	7.91	155	64.5	7.80	133.4 / 11.54	18.20	NA	Clear
	11:00	53.73	-0.67	0.5	0.1	6.18	157	74.8	8.44	41.4 / 4.18	14.83	NA	
	11:05	53.87	0.14	1.0	0.1	5.54	160	88.3	7.04	38.0 / 3.78	15.60	NA	
	11:10	54.28	0.41	1.5	0.1	5.38	159	96.1	7.15	37.6 / 3.76	15.29	NA	
	11:15	54.42	0.14	2.0	0.1	5.32	156	107.1	3.73	37.7 / 3.76	15.47	NA	
	11:20	54.59	0.17	2.5	0.1	5.27	155	112.0	6.24	38.0 / 3.78	15.64	NA	
	11:28	54.64	0.10	3.5	0.2	5.27	155	113.6	5.42	37.5 / 3.71	15.83	NA	
	11:30									1		NA	Sampled

Pumping Rate: <=0.5 L/min (0.13 gal/min) **Drawdown:** < 0.33 ft **Measurements:** 3-5 min **Stabilization:** +/- 0.1 pH, +/- 3% conductivity, +/- 10 mv redox pot., +/- 10% turb (<= 10 NTU ideal), and +/- 10% DO for 3 consecutive readings

Sample ID #(s)/Time(s)	No. Containers/Volume/Type	Preserv.	Filter (Y/N)	Pump OR Bailer	Parameter(s)
H-6 / 11:35	3 40-mL borosilicate glass vials	HCl	N	Pump	VOCs 8260

MONITORING WELL SAMPLE COLLECTION FORM

LOCATION	Site: Victoria Farms - George's Deli & Gas	LocID: MW-4	Date: 6/5/23								
	Project Name: Victoria Farms - George's Deli & Gas	Project #: CG-08-0348	Recorded By: PGP Checked By:								
EQUIPMENT	Water Level Indicator Type/ID #:	Sampling Equipment: HF Scientific Micro TPW turbidity meter, Proactive® Hurricane 2" low-flow submersible pump w/ controller, and HDPE tubing	Equipment Decon.: 1. Soapy wash, 2. Potable water rinse, 3. Distilled water rinse.								
	PID Type/ID #: NA										
WELL INFO	Casing I.D. (in) [a]:	Water Column Thickness (ft) [d-c]: 6.28	Ambient PID (ppm): NA								
	Unit Casing Volume (gal/lin ft) [b]:	Well Volume (gal) {[d-c] x b}: 3.01	Well Mouth PID (ppm): NA								
	Initial Depth to Water (ft) [c]: 62.10	Screened Interval (ft TOC): 38-68	Ground Condition of Well:								
	Total Well Depth (ft) [d]: 69.39	Pump depth (ft TOC):	Pump depth (ft bgs):								
CASING INFO	Casing I.D. (in) [a]:	1.5	2.0	2.2	3.0	4.0	4.3	5.0	6.0	7.0	8.0
	Unit Casing Volume (gal/lin ft) [b]:	0.09	0.16	0.20	0.37	0.65	0.75	1.0	1.5	2.0	2.6

Date	Time (24 hr)	Water Level (FTOC)	Draw-down (ft)	Volume Removed (Gal)	Pumping Rate (gal/min)	pH	Conductivity (µS/cm)	Redox Potential	Turb. (NTU)	DO (% / mg/L)	Temp. (°C)	Salinity	Remarks (odor, clarity, etc.)
6/5/23	15:00									/		NA	Baked dry X5 2
6/5/23	9:05									/		NA	Sampled
										/		NA	
										/		NA	
										/		NA	
										/		NA	
										/		NA	
										/		NA	
										/		NA	

Pumping Rate: <=0.5 L/min (0.13 gal/min) **Drawdown:** < 0.33 ft **Measurements:** 3-5 min **Stabilization:** +/- 0.1 pH, +/- 3% conductivity, +/- 10 mv redox pot., +/- 10% turb (<= 10 NTU ideal), and +/- 10% DO for 3 consecutive readings

Sample ID #(s)/Time(s)	No. Containers/Volume/Type	Preserv.	Filter (Y/N)	Pump OR Bailer	Parameter(s)
MW-4 / 9:05 (6/6/23)	3 40-mL borosilicate glass vials	HCl	N	Bailer	VOCs 8260

MONITORING WELL SAMPLE COLLECTION FORM

LOCATION	Site: Victoria Farms - George's Deli & Gas	LocID: MW-6	Date: 6/5/23								
	Project Name: Victoria Farms - George's Deli & Gas	Project #: CG-08-0348	Recorded By: DG Checked By:								
EQUIPMENT	Water Level Indicator Type/ID #:	Sampling Equipment: HF Scientific Micro TPW turbidity meter, Proactive® Hurricane 2" low-flow submersible pump w/ controller, and HDPE tubing	Equipment Decon.: 1. Soapy wash, 2. Potable water rinse, 3. Distilled water rinse.								
	PID Type/ID #: NA										
WELL INFO	Casing I.D. (in) [a]:	Water Column Thickness (ft) [d-c]: 3.74	Ambient PID (ppm): NA								
	Unit Casing Volume (gal/lin ft) [b]:	Well Volume (gal) {[d-c] x b}: 1.8	Well Mouth PID (ppm): NA								
	Initial Depth to Water (ft) [c]: 69.19	Screened Interval (ft TOC): 43-73	Ground Condition of Well:								
	Total Well Depth (ft) [d]: 72.93	Pump depth (ft TOC): NA Pump depth (ft bgs):	Remarks:								
CASING INFO	Casing I.D. (in) [a]:	1.5	2.0	2.2	3.0	4.0	4.3	5.0	6.0	7.0	8.0
	Unit Casing Volume (gal/lin ft) [b]:	0.09	0.16	0.20	0.37	0.65	0.75	1.0	1.5	2.0	2.6

Date	Time (24 hr)	Water Level (FTOC)	Draw-down (ft)	Volume Removed (Gal)	Pumping Rate (gal/min)	pH	Conductivity (µS/cm)	Redox Potential	Turb. (NTU)	DO (% / mg/L)	Temp. (°C)	Salinity	Remarks (odor, clarity, etc.)
6/5/23	15:00	69.19								/		NA	Bailed dry 2Xs
6/6/23	8:35									/		NA	Bailed additional volume to get 3 well volumes.
										/		NA	
6/6/23	8:50									/		NA	sampled.
										/		NA	
										/		NA	
										/		NA	

Pumping Rate: <= 0.5 L/min (0.13 gal/min) **Drawdown:** < 0.33 ft **Measurements:** 3-5 min **Stabilization:** +/- 0.1 pH, +/- 3% conductivity, +/- 10 mv redox pot., +/- 10% turb (<= 10 NTU ideal), and +/- 10% DO for 3 consecutive readings

Sample ID #(s)/Time(s)	No. Containers/Volume/Type	Preserv.	Filter (Y/N)	Pump OR Bailer	Parameter(s)
6/6/23 8:50 / MW-6	3 40-mL borosilicate glass vials	HCl	N	Bailer	VOCs 8260

MONITORING WELL SAMPLE COLLECTION FORM

LOCATION	Site: Victoria Farms - George's Deli & Gas	LocID: MW-7A	Date: 6/5/23								
	Project Name: Victoria Farms - George's Deli & Gas	Project #: CG-08-0348	Recorded By: DG Checked By:								
EQUIPMENT	Water Level Indicator Type/ID #:	Sampling Equipment: HF Scientific Micro TPW turbidity meter, Proactive® Hurricane 2" low-flow submersible pump w/ controller, and HDPE tubing	Equipment Decon.: 1. Soapy wash, 2. Potable water rinse, 3. Distilled water rinse.								
	PID Type/ID #: NA										
WELL INFO	Casing I.D. (in) [a]: 4.0	Water Column Thickness (ft) [d-c]: 65.93	Ambient PID (ppm): NA								
	Unit Casing Volume (gal/lin ft) [b]: 0.65	Well Volume (gal) {[d-c] x b}: 128.6	Well Mouth PID (ppm): NA								
	Initial Depth to Water (ft) [c]: 79.42	Screened Interval (ft TOC): 125-145	Ground Condition of Well:								
	Total Well Depth (ft) [d]: 145.35	Pump depth (ft TOC): 135 Pump depth (ft bgs):	Remarks:								
CASING INFO	Casing I.D. (in) [a]:	1.5	2.0	2.2	3.0	4.0	4.3	5.0	6.0	7.0	8.0
	Unit Casing Volume (gal/lin ft) [b]:	0.09	0.16	0.20	0.37	0.65	0.75	1.0	1.5	2.0	2.6

Date	Time (24 hr)	Water Level (FTOC)	Draw-down (ft)	Volume Removed (Gal)	Pumping Rate (gal/min)	pH	Conductivity (µS/cm)	Redox Potential	Turb. (NTU)	DO (% / mg/L)	Temp. (°C)	Salinity	Remarks (odor, clarity, etc.)
	10:37	73.75	—	—	—	5.88	243	132.0	2.84	212 / 20.2	13.70	NA	Clear
	10:42	73.81	0.06	0.75	0.15	5.18	259	154.9	4.14	57.3 / 6.03	12.78	NA	
	10:47	73.80	-0.01	1.25	0.1	5.06	261	160.8	4.78	46.6 / 4.89	12.97	NA	
	10:52	73.75	-0.05	1.5	0.05	5.06	262	162.4	3.65	43.2 / 4.53	13.09	NA	
	10:57	73.75	0.0	2.0	0.1	5.05	265	163.2	3.98	43.5 / 4.60	12.83	NA	
	11:02	73.81	0.06	2.5	0.1	5.02	261	164.9	3.97	38.3 / 4.04	12.91	NA	
	11:07	73.82	0.01	3.25	0.15	5.01	260	165.9	7.52	35.0 / 3.6	12.95	NA	
	11:10									/		NA	Sampled

Pumping Rate: ≤ 0.5 L/min (0.13 gal/min) Drawdown: < 0.33 ft Measurements: 3-5 min Stabilization: ± 0.1 pH, $\pm 3\%$ conductivity, ± 10 mv redox pot., $\pm 10\%$ turb (≤ 10 NTU ideal), and $\pm 10\%$ DO for 3 consecutive readings

Sample ID #(s)/Time(s)	No. Containers/Volume/Type	Preserv.	Filter (Y/N)	Pump OR Bailer	Parameter(s)
MW-7A / 11:10	3 40-mL borosilicate glass vials	HCl	N	Pump	VOCs 8260

MONITORING WELL SAMPLE COLLECTION FORM

LOCATION	Site: Victoria Farms - George's Deli & Gas	LocID: MW-2	Date: 6/15/23								
	Project Name: Victoria Farms - George's Deli & Gas	Project #: CG-08-0348	Recorded By: _____ Checked By: _____								
EQUIPMENT	Water Level Indicator Type/ID #:	Sampling Equipment: HF Scientific Micro TPW turbidity meter, Proactive® Hurricane 2" low-flow submersible pump w/ controller, and HDPE tubing	Equipment Decon.: 1. Soapy wash, 2. Potable water rinse, 3. Distilled water rinse.								
	PID Type/ID #: NA										
WELL INFO	Casing I.D. (in) [a]:	Water Column Thickness (ft) [d-c]: 27.85	Ambient PID (ppm): NA								
	Unit Casing Volume (gal/lin ft) [b]:	Well Volume (gal) [(d-c) x b]: 13.4	Well Mouth PID (ppm): NA								
	Initial Depth to Water (ft) [c]: 55.87	Screened Interval (ft TOC): unknown	Ground Condition of Well:								
	Total Well Depth (ft) [d]: 83.72	Pump depth (ft TOC): 75' Pump depth (ft bgs):	Remarks:								
CASING INFO	Casing I.D. (in) [a]:	1.5	2.0	2.2	3.0	4.0	4.3	5.0	6.0	7.0	8.0
	Unit Casing Volume (gal/lin ft) [b]:	0.09	0.16	0.20	0.37	0.65	0.75	1.0	1.5	2.0	2.6

Date	Time (24 hr)	Water Level (FTOC)	Draw-down (ft)	Volume Removed (Gal)	Pumping Rate (gal/min)	pH	Conductivity (µS/cm)	Redox Potential	Turb. (NTU)	DO (% / mg/L)	Temp. (°C)	Salinity	Remarks (odor, clarity, etc.)
6/15/23	11:50	55.87	—	—	—	6.10	398	118.9	756.4	775/17.52	15.79	NA	cloudy
	11:55	58.36	2.49	1.5	0.3	5.35	383	138.9	863.3	49.1/15.0	14.53	NA	
	12:00	58.98	0.62	1.75	0.08	5.20	371	143.4	305.2	43.4/4.39	14.78	NA	
	12:05	59.75	0.77	2.5	0.15	5.14	366	146.2	246.5	39.3/3.97	14.76	NA	
	12:10	60.87	0.52	3.5	0.2	5.12	359	147.3	218.6	37.0/3.74	14.81	NA	semi-clear
	12:15	60.47	0.20	4.25	0.15	5.12	363	148.2	142.3	38.3/3.55	15.11	NA	
	12:20	60.78	0.31	4.75	0.15	5.17	369	146.2	76.26	35.6/3.58	15.03	NA	
	12:25									/		NA	

Pumping Rate: ≤ 0.5 L/min (0.13 gal/min) Drawdown: < 0.33 ft Measurements: 3-5 min Stabilization: ± 0.1 pH, $\pm 3\%$ conductivity, ± 10 mv redox pot., $\pm 10\%$ turb (≤ 10 NTU ideal), and $\pm 10\%$ DO for 3 consecutive readings

Sample ID #(s)/Time(s)	No. Containers/Volume/Type	Preserv.	Filter (Y/N)	Pump OR Bailer	Parameter(s)
MW-2 / 12:25	3 40-mL borosilicate glass vials	HCl	N	Pump	VOCs 8260

MONITORING WELL SAMPLE COLLECTION FORM

LOCATION	Site: Victoria Farms - George's Deli & Gas	LocID: 7B	Date: 6/5/23								
	Project Name: Victoria Farms - George's Deli & Gas	Project #: CG-08-0348	Recorded By: DG Checked By:								
EQUIPMENT	Water Level Indicator Type/ID #:	Sampling Equipment: HF Scientific Micro TPW turbidity meter, Proactive® Hurricane 2" low-flow submersible pump w/ controller, and HDPE tubing	Equipment Decon.: 1. Soapy wash, 2. Potable water rinse, 3. Distilled water rinse.								
	PID Type/ID #: NA										
WELL INFO	Casing I.D. (in) [a]:	Water Column Thickness (ft) [d-c]: 211.56	Ambient PID (ppm): NA								
	Unit Casing Volume (gal/lin ft) [b]:	Well Volume (gal) {[d-c] x b): 412.5	Well Mouth PID (ppm): NA								
	Initial Depth to Water (ft) [c]: 7444	Screened Interval (ft TOC): 223-283	Ground Condition of Well:								
	Total Well Depth (ft) [d]: 286.10	Pump depth (ft TOC): 147 Pump depth (ft bgs):	Remarks:								
CASING INFO	Casing I.D. (in) [a]:	1.5	2.0	2.2	3.0	4.0	4.3	5.0	6.0	7.0	8.0
	Unit Casing Volume (gal/lin ft) [b]:	0.09	0.16	0.20	0.37	0.65	0.75	1.0	1.5	2.0	2.6

Date	Time (24 hr)	Water Level (FTOC)	Draw-down (ft)	Volume Removed (Gal)	Pumping Rate (gal/min)	pH	Conductivity (µS/cm)	Redox Potential	Turb. (NTU)	DO (% / mg/L)	Temp. (°C)	Salinity	Remarks (odor, clarity, etc.)
9/5/23	8:22	73.58	—	—	—	5.05	150	185.6	4.08	98.8 / 10.54	12.25	NA	clear
	8:27	76.42	2.84	1.0	0.2	2.52	156	295.5	6.44	72.7 / 780	12.15	NA	
	8:32	77.51	1.09	1.5	0.1	2.96	156	268.0	6.42	71.6 / 7.67	12.22	NA	
	8:37	78.28	0.77	2.0	0.1	3.50	155	237.7	6.37	68.4 / 7.31	12.31	NA	
	8:42	79.25	1.01	2.75	0.15	3.81	155	220.9	5.74	67.9 / 7.49	12.29	NA	
	8:47	79.88	0.56	3.5	0.15	4.01	154	211.3	5.02	66.9 / 7.14	12.36	NA	
	8:52	80.40	0.55	4.0	0.2	4.27	155	199.7	4.68	64.4 / 6.85	12.46	NA	
	8:57	80.99	0.54	4.5	0.02	4.41	155	193.7	6.35	64.9 / 6.92	12.40	NA	

Pumping Rate: <=0.5 L/min (0.13 gal/min) Drawdown: < 0.33 ft Measurements: 3-5 min Stabilization: +/- 0.1 pH, +/- 3% conductivity, +/- 10 mv redox pot., +/- 10% turb (<= 10 NTU ideal), and +/- 10% DO for 3 consecutive readings

Sample ID #(s)/Time(s)	No. Containers/Volume/Type	Preserv.	Filter (Y/N)	Pump OR Bailer	Parameter(s)
Well 7B / 9:15	3 40-mL borosilicate glass vials	HCl	N	Pump	VOCs 8260

MONITORING WELL SAMPLE COLLECTION FORM

LOCATION	Site: Victoria Farms - George's Deli & Gas	LocID: MW-7R	Date: 6/5/23								
	Project Name: Victoria Farms - George's Deli & Gas	Project #: CG-08-0348	Recorded By: DG Checked By:								
EQUIPMENT	Water Level Indicator Type/ID #:	Sampling Equipment: HF Scientific Micro TPW turbidity meter, Proactive® Hurricane 2" low-flow submersible pump w/ controller, and HDPE tubing	Equipment Decon.: 1. Soapy wash, 2. Potable water rinse, 3. Distilled water rinse.								
	PID Type/ID #: NA										
WELL INFO	Casing I.D. (in) [a]:	Water Column Thickness (ft) [d-c]: 27.2	Ambient PID (ppm): NA								
	Unit Casing Volume (gal/lin ft) [b]:	Well Volume (gal) [(d-c) x b]: $(27.2 \times 0.5) \times 3 = 53.04$	Well Mouth PID (ppm): NA								
	Initial Depth to Water (ft) [c]: 73.03	Screened Interval (ft TOC): 45-100	Ground Condition of Well:								
	Total Well Depth (ft) [d]: 100.23	Pump depth (ft TOC): 95 Pump depth (ft bgs):	Remarks:								
CASING INFO	Casing I.D. (in) [a]:	1.5	2.0	2.2	3.0	4.0	4.3	5.0	6.0	7.0	8.0
	Unit Casing Volume (gal/lin ft) [b]:	0.09	0.16	0.20	0.37	0.65	0.75	1.0	1.5	2.0	2.6

Date	Time (24 hr)	Water Level (FTOC)	Draw-down (ft)	Volume Removed (Gal)	Pumping Rate (gal/min)	pH	Conductivity (µS/cm)	Redox Potential	Turb. (NTU)	DO (% / mg/L)	Temp. (°C)	Salinity	Remarks (odor, clarity, etc.)
6/5/23	9:37	73.22	—	—	—	6.07	197	142.4	—	269.5 / 26.98	12.41	NA	↓ Clear
	9:42	73.32	0.10	1.0	0.2	4.27	205	198.8	6.14	75.7 / 8.03	12.52	NA	
	9:47	73.37	0.05	2.5	0.3	4.31	206	193.5	5.97	66.0 / 6.98	12.81	NA	
	9:52	73.37	0.0	3.5	0.2	4.52	205	184.2	5.87	62.5 / 6.62	12.88	NA	
	9:57	73.37	0.0	4.0	0.1	4.58	204	181.7	4.99	62.0 / 6.53	12.99	NA	
	10:02	73.38	0.01	4.75	0.15	4.66	204	179.1	7.54	61.0 / 6.42	13.08	NA	
	10:07	73.37	+0.01	5.25	0.1	4.73	204	177.9	5.76	61.1 / 6.42	13.16	NA	
	10:12	73.35	0.02	5.75	0.1	4.72	204	179.0	4.11	60.7 / 6.37	13.16	NA	

Pumping Rate: <= 0.5 L/min (0.13 gal/min) **Drawdown:** < 0.33 ft **Measurements:** 3-5 min **Stabilization:** +/- 0.1 pH, +/- 3% conductivity, +/- 10 mv redox pot., +/- 10% turb. (<= 10 NTU ideal), and +/- 10% DO for 3 consecutive readings

Sample ID #(s)/Time(s)	No. Containers/Volume/Type	Preserv.	Filter (Y/N)	Pump OR Bailer	Parameter(s)
MW-7R / 10:15	3 40-mL borosilicate glass vials	HCl	N	Pump	VOCs 8260

MONITORING WELL SAMPLE COLLECTION FORM

LOCATION	Site: Victoria Farms - George's Deli & Gas	LocID: Lot 7 Well	Date: 6/6/23								
	Project Name: Victoria Farms - George's Deli & Gas	Project #: CG-08-0348	Recorded By: _____ Checked By: _____								
EQUIPMENT	Water Level Indicator Type/ID #:	Sampling Equipment: HF Scientific Micro TPW turbidity meter, Proactive® Hurricane 2" low-flow submersible pump w/ controller, and HDPE tubing	Equipment Decon.: 1. Soapy wash, 2. Potable water rinse, 3. Distilled water rinse.								
	PID Type/ID #: NA										
WELL INFO	Casing I.D. (in) [a]:	Water Column Thickness (ft) [d-c]: 88.08	Ambient PID (ppm): NA								
	Unit Casing Volume (gal/lin ft) [b]:	Well Volume (gal) {[d-c] x b}: 396.4	Well Mouth PID (ppm): NA								
	Initial Depth to Water (ft) [c]: 53.83	Screened Interval (ft TOC): 21-142	Ground Condition of Well:								
	Total Well Depth (ft) [d]: 141.91	Pump depth (ft TOC): 84' Pump depth (ft bgs):									
CASING INFO	Casing I.D. (in) [a]:	1.5	2.0	2.2	3.0	4.0	4.3	5.0	6.0	7.0	8.0
	Unit Casing Volume (gal/lin ft) [b]:	0.09	0.16	0.20	0.37	0.65	0.75	1.0	1.5	2.0	2.6

Date	Time (24 hr)	Water Level (FTOC)	Draw-down (ft)	Volume Removed (Gal)	Pumping Rate (gal/min)	pH	Conductivity (µS/cm)	Redox Potential	Turb. (NTU)	DO (% / mg/L)	Temp. (°C)	Salinity	Remarks (odor, clarity, etc.)
6/6/23	11:42	53.98	—	—	—	6.28	338	127.8	—	252 / 250	14.40	NA	clear
	11:47	54.47	0.49	6.0	0.2	5.49	349	143.7	7.26	69.4 / 7.32	12.74	NA	
	11:52	54.60	0.13	1.75	0.15	5.15	348	155.9	7.64	49.1 / 5.20	12.69	NA	
	11:57	54.64	0.04	2.75	0.2	5.05	349	159.8	7.08	41.5 / 4.38	12.81	NA	
	12:02	54.54	-0.10	4.5	0.35	5.05	348	159.8	7.97	37.6 / 3.81	13.77	NA	
	12:07	54.35	-0.19	5.5	0.2	5.10	352	157.4	11.31	37.8 / 3.96	13.07	NA	
	12:10									/		NA	
										/		NA	

Pumping Rate: <=0.5 L/min (0.13 gal/min) **Drawdown:** < 0.33 ft **Measurements:** 3-5 min **Stabilization:** +/- 0.1 pH, +/- 3% conductivity, +/- 10 mv redox pot., +/- 10% turb (<= 10 NTU ideal), and +/- 10% DO for 3 consecutive readings

Sample ID #(s)/Time(s)	No. Containers/Volume/Type	Preserv.	Filter (Y/N)	Pump OR Bailer	Parameter(s)
Lot 7 Well / 12:10 GDG -Dupe / 00:00	3 40-mL borosilicate glass vials	HCl	N		VOCs 8260

MONITORING WELL SAMPLE COLLECTION FORM

LOCATION	Site: Victoria Farms - George's Deli & Gas	LocID: <u>Sentinel Well</u>	Date: <u>6/2/23</u>								
	Project Name: Victoria Farms - George's Deli & Gas	Project #: CG-08-0348	Recorded By: <u>DG</u> Checked By:								
EQUIPMENT	Water Level Indicator Type/ID #:	Sampling Equipment: HF Scientific Micro TPW turbidity meter, Proactive® Hurricane 2" low-flow submersible pump w/ controller, and HDPE tubing	Equipment Decon.: 1. Soapy wash, 2. Potable water rinse, 3. Distilled water rinse.								
	PID Type/ID #: NA										
WELL INFO	Casing I.D. (in) [a]: <u>6.0</u>	Water Column Thickness (ft) [d-c]: <u>22.65</u>	Ambient PID (ppm): NA								
	Unit Casing Volume (gal/lin ft) [b]: <u>1.5</u>	Well Volume (gal) {[d-c] x b}: <u>101.9</u>	Well Mouth PID (ppm): NA								
	Initial Depth to Water (ft) [c]: <u>49.83</u>	Screened Interval (ft TOC): <u>47-70</u>	Ground Condition of Well:								
	Total Well Depth (ft) [d]: <u>72.48</u>	Pump depth (ft TOC): <u>61</u> Pump depth (ft bgs):	Remarks:								
CASING INFO	Casing I.D. (in) [a]:	1.5	2.0	2.2	3.0	4.0	4.3	5.0	6.0	7.0	8.0
	Unit Casing Volume (gal/lin ft) [b]:	0.09	0.16	0.20	0.37	0.65	0.75	1.0	1.5	2.0	2.6

Date	Time (24 hr)	Water Level (FTOC)	Draw-down (ft)	Volume Removed (Gal)	Pumping Rate (gal/min)	pH	Conductivity (µS/cm)	Redox Potential	Turb. (NTU)	DO (% / mg/L)	Temp. (°C)	Salinity	Remarks (odor, clarity, etc.)
<u>6/2/23</u>	<u>9:40</u>	<u>49.83</u>	<u>—</u>	<u>—</u>	<u>—</u>	<u>7.22</u>	<u>134</u>	<u>53.9</u>	<u>7.59</u>	<u>22.2 / 22.2</u>	<u>13.72</u>	NA	<u>clear</u>
	<u>9:45</u>	<u>49.84</u>	<u>0.01</u>	<u>0.75</u>		<u>5.34</u>	<u>133</u>	<u>122.6</u>	<u>9.97</u>	<u>97.3 / 10.28</u>	<u>12.81</u>	NA	↓ <u>Sampled</u>
	<u>9:50</u>	<u>49.87</u>	<u>0.03</u>	<u>1.5</u>		<u>4.86</u>	<u>132</u>	<u>130.0</u>	<u>9.53</u>	<u>90.2 / 9.51</u>	<u>12.99</u>	NA	
	<u>9:55</u>	<u>49.88</u>	<u>0.01</u>	<u>2.0</u>		<u>5.05</u>	<u>133</u>	<u>118.4</u>	<u>9.97</u>	<u>88.8 / 9.37</u>	<u>12.90</u>	NA	
	<u>10:00</u>	<u>49.85</u>	<u>-0.03</u>	<u>2.75</u>		<u>5.19</u>	<u>132</u>	<u>112.0</u>	<u>10.00</u>	<u>87.2 / 9.22</u>	<u>12.82</u>	NA	
	<u>10:05</u>	<u>49.85</u>	<u>0</u>	<u>3.75</u>		<u>5.23</u>	<u>136</u>	<u>114.6</u>	<u>10.76</u>	<u>85.8 / 9.08</u>	<u>12.74</u>	NA	
	<u>10:10</u>	<u>49.86</u>	<u>0.01</u>	<u>4.75</u>		<u>5.31</u>	<u>138</u>	<u>118.1</u>	<u>9.88</u>	<u>84.3 / 8.93</u>	<u>12.70</u>	NA	
	<u>10:15</u>	<u>49.87</u>	<u>0.01</u>	<u>5.5</u>		<u>5.33</u>	<u>139</u>	<u>118.2</u>	<u>10.80</u>	<u>82.6 / 8.71</u>	<u>12.87</u>	NA	

Pumping Rate: <=0.5 L/min (0.13 gal/min) Drawdown: < 0.33 ft Measurements: 3-5 min Stabilization: +/- 0.1 pH, +/- 3% conductivity, +/- 10 mv redox pot., +/- 10% turb (<= 10 NTU ideal), and +/- 10% DO for 3 consecutive readings

Sample ID #(s)/Time(s)	No. Containers/Volume/Type	Preserv.	Filter (Y/N)	Pump OR Bailer	Parameter(s)
<u>Sentinel Well / 10:20</u>	<u>3 40-mL borosilicate glass vials</u>	<u>HCl</u>	<u>N</u>	<u>Pump</u>	<u>VOCs 8260</u>

ATTACHMENT B

LABORATORY ANALYTICAL REPORTS AND CHAIN-OF-CUSTODY RECORDS

15 June 2023

Kevin Howard
Chesapeake GeoSciences, Inc.
5405 Twin Knolls Rd, Suite 1
Columbia, MD 21045
RE: GEORGE'S DELI & GAS

Enclosed are the results of analyses for samples received by the laboratory on 06/06/23 13:45.

Please visit our website at www.mdspectral.com for a complete listing of our accreditations.

If you have any questions concerning this report, please feel free to contact me.

Sincerely,



Rabecka Koons
Quality Assurance Officer

1500 Caton Center Dr Suite G
 Baltimore MD 21227
 410-247-7600
 www.mdspectral.com
 MD DW LabID 153

Project: GEORGE'S DELI & GAS

Project Number: CG-08-0348
 Project Manager: Kevin Howard

Reported:
 06/15/23 13:37

Client Sample ID	Alternate Sample ID	Laboratory ID	Matrix	Date Sampled	Date Received
GDG-DW-TB		3060617-01	Drinking Water	06/01/23 14:00	06/06/23 13:45
GDG-GW-TB		3060617-02	Nonpotable Water	06/01/23 14:05	06/06/23 13:45
SENTINEL WELL		3060617-03	Nonpotable Water	06/02/23 10:20	06/06/23 13:45
H-6		3060617-04	Nonpotable Water	06/02/23 11:35	06/06/23 13:45
H-1A		3060617-05	Nonpotable Water	06/02/23 12:19	06/06/23 13:45
MW-7B		3060617-06	Nonpotable Water	06/05/23 09:15	06/06/23 13:45
MW-7R		3060617-07	Nonpotable Water	06/05/23 10:15	06/06/23 13:45
MW-7A		3060617-08	Nonpotable Water	06/05/23 11:10	06/06/23 13:45
MW-2		3060617-09	Nonpotable Water	06/05/23 12:25	06/06/23 13:45
MW-4		3060617-10	Nonpotable Water	06/06/23 09:05	06/06/23 13:45
MW-6		3060617-11	Nonpotable Water	06/06/23 08:50	06/06/23 13:45
MW-1		3060617-12	Nonpotable Water	06/06/23 10:35	06/06/23 13:45
MW-1A		3060617-13	Nonpotable Water	06/06/23 11:25	06/06/23 13:45
LOT 7 WELL		3060617-14	Nonpotable Water	06/06/23 12:10	06/06/23 13:45
GDG-DUPE		3060617-15	Nonpotable Water	06/06/23 00:00	06/06/23 13:45
GDG-EFB		3060617-16	Nonpotable Water	06/06/23 09:45	06/06/23 13:45
GDG-EFF		3060617-17	Nonpotable Water	06/06/23 12:30	06/06/23 13:45
602-DW		3060617-18	Drinking Water	06/05/23 12:55	06/06/23 13:45
2040-DW		3060617-19	Drinking Water	06/05/23 13:20	06/06/23 13:45



Rabecka Koons, Quality Assurance Officer

The results in this report apply to the samples analyzed in accordance with the chain of custody document. This analytical report must be reproduced in its entirety.

Project: GEORGE'S DELI & GAS

Project Number: CG-08-0348
Project Manager: Kevin Howard

Reported:
06/15/23 13:37

GDG-DW-TB

3060617-01 (Drinking Water)
Sampled on: 06/01/23 14:00

Analyte	Result	Notes	Units	Reporting Limit (MRL)	Detection Limit (LOD)	Dilution	Prepared	Analyzed	Analyst
Volatile Organics by EPA 524.2 (GC/MS) Prepared by GCMS-WATER-VOLATILES									
tert-Amyl alcohol (TAA)	ND		ug/L	10.0	10.0	1	06/09/23	06/09/23 13:34	LL
tert-Amyl methyl ether (TAME)	ND		ug/L	0.50	0.50	1	06/09/23	06/09/23 13:34	LL
Benzene	ND		ug/L	0.50	0.50	1	06/09/23	06/09/23 13:34	LL
Bromobenzene	ND		ug/L	0.50	0.50	1	06/09/23	06/09/23 13:34	LL
Bromochloromethane	ND		ug/L	0.50	0.50	1	06/09/23	06/09/23 13:34	LL
Bromodichloromethane	ND		ug/L	0.50	0.50	1	06/09/23	06/09/23 13:34	LL
Bromoform	ND		ug/L	0.50	0.50	1	06/09/23	06/09/23 13:34	LL
Bromomethane	ND		ug/L	0.50	0.50	1	06/09/23	06/09/23 13:34	LL
tert-Butanol (TBA)	ND		ug/L	10.0	10.0	1	06/09/23	06/09/23 13:34	LL
n-Butylbenzene	ND		ug/L	0.50	0.50	1	06/09/23	06/09/23 13:34	LL
sec-Butylbenzene	ND		ug/L	0.50	0.50	1	06/09/23	06/09/23 13:34	LL
tert-Butylbenzene	ND		ug/L	0.50	0.50	1	06/09/23	06/09/23 13:34	LL
Carbon tetrachloride	ND		ug/L	0.50	0.50	1	06/09/23	06/09/23 13:34	LL
Chlorobenzene	ND		ug/L	0.50	0.50	1	06/09/23	06/09/23 13:34	LL
Chloroethane	ND		ug/L	0.50	0.50	1	06/09/23	06/09/23 13:34	LL
Chloroform	ND		ug/L	0.50	0.50	1	06/09/23	06/09/23 13:34	LL
Chloromethane	ND		ug/L	0.50	0.50	1	06/09/23	06/09/23 13:34	LL
2-Chlorotoluene	ND		ug/L	0.50	0.50	1	06/09/23	06/09/23 13:34	LL
4-Chlorotoluene	ND		ug/L	0.50	0.50	1	06/09/23	06/09/23 13:34	LL
Dibromochloromethane	ND		ug/L	0.50	0.50	1	06/09/23	06/09/23 13:34	LL
1,2-Dibromo-3-chloropropane	ND		ug/L	0.50	0.50	1	06/09/23	06/09/23 13:34	LL
1,2-Dibromoethane (EDB)	ND		ug/L	0.50	0.50	1	06/09/23	06/09/23 13:34	LL
Dibromomethane	ND		ug/L	0.50	0.50	1	06/09/23	06/09/23 13:34	LL
1,2-Dichlorobenzene	ND		ug/L	0.50	0.50	1	06/09/23	06/09/23 13:34	LL
1,3-Dichlorobenzene	ND		ug/L	0.50	0.50	1	06/09/23	06/09/23 13:34	LL
1,4-Dichlorobenzene	ND		ug/L	0.50	0.50	1	06/09/23	06/09/23 13:34	LL
Dichlorodifluoromethane	ND		ug/L	0.50	0.50	1	06/09/23	06/09/23 13:34	LL
1,1-Dichloroethane	ND		ug/L	0.50	0.50	1	06/09/23	06/09/23 13:34	LL
1,2-Dichloroethane	ND		ug/L	0.50	0.50	1	06/09/23	06/09/23 13:34	LL
1,1-Dichloroethene	ND		ug/L	0.50	0.50	1	06/09/23	06/09/23 13:34	LL
cis-1,2-Dichloroethene	ND		ug/L	0.50	0.50	1	06/09/23	06/09/23 13:34	LL
trans-1,2-Dichloroethene	ND		ug/L	0.50	0.50	1	06/09/23	06/09/23 13:34	LL



Rabecka Koons, Quality Assurance Officer

The results in this report apply to the samples analyzed in accordance with the chain of custody document. This analytical report must be reproduced in its entirety.

Project: GEORGE'S DELI & GAS

Project Number: CG-08-0348
Project Manager: Kevin Howard

Reported:
06/15/23 13:37

GDG-DW-TB

3060617-01 (Drinking Water)
Sampled on: 06/01/23 14:00

Analyte	Result	Notes	Units	Reporting Limit (MRL)	Detection Limit (LOD)	Dilution	Prepared	Analyzed	Analyst
Volatile Organics by EPA 524.2 (GC/MS) Prepared by GCMS-WATER-VOLATILES (continued)									
1,2-Dichloropropane	ND		ug/L	0.50	0.50	1	06/09/23	06/09/23 13:34	LL
1,3-Dichloropropane	ND		ug/L	0.50	0.50	1	06/09/23	06/09/23 13:34	LL
2,2-Dichloropropane	ND		ug/L	0.50	0.50	1	06/09/23	06/09/23 13:34	LL
1,1-Dichloropropene	ND		ug/L	0.50	0.50	1	06/09/23	06/09/23 13:34	LL
cis-1,3-Dichloropropene	ND		ug/L	0.50	0.50	1	06/09/23	06/09/23 13:34	LL
trans-1,3-Dichloropropene	ND		ug/L	0.50	0.50	1	06/09/23	06/09/23 13:34	LL
Diisopropyl ether (DIPE)	ND		ug/L	0.50	0.50	1	06/09/23	06/09/23 13:34	LL
Ethyl tert-butyl ether (ETBE)	ND		ug/L	0.50	0.50	1	06/09/23	06/09/23 13:34	LL
Ethylbenzene	ND		ug/L	0.50	0.50	1	06/09/23	06/09/23 13:34	LL
Hexachlorobutadiene	ND		ug/L	0.50	0.50	1	06/09/23	06/09/23 13:34	LL
Isopropylbenzene (Cumene)	ND		ug/L	0.50	0.50	1	06/09/23	06/09/23 13:34	LL
4-Isopropyltoluene	ND		ug/L	0.50	0.50	1	06/09/23	06/09/23 13:34	LL
Methyl tert-butyl ether (MTBE)	ND		ug/L	0.50	0.50	1	06/09/23	06/09/23 13:34	LL
Methylene chloride	ND		ug/L	1.00	1.00	1	06/09/23	06/09/23 13:34	LL
Naphthalene	ND		ug/L	0.50	0.50	1	06/09/23	06/09/23 13:34	LL
n-Propylbenzene	ND		ug/L	0.50	0.50	1	06/09/23	06/09/23 13:34	LL
Styrene	ND		ug/L	0.50	0.50	1	06/09/23	06/09/23 13:34	LL
1,1,1,2-Tetrachloroethane	ND		ug/L	0.50	0.50	1	06/09/23	06/09/23 13:34	LL
1,1,2,2-Tetrachloroethane	ND		ug/L	0.50	0.50	1	06/09/23	06/09/23 13:34	LL
Tetrachloroethene	ND		ug/L	0.50	0.50	1	06/09/23	06/09/23 13:34	LL
Toluene	ND		ug/L	0.50	0.50	1	06/09/23	06/09/23 13:34	LL
1,2,3-Trichlorobenzene	ND		ug/L	0.50	0.50	1	06/09/23	06/09/23 13:34	LL
1,2,4-Trichlorobenzene	ND		ug/L	0.50	0.50	1	06/09/23	06/09/23 13:34	LL
1,1,1-Trichloroethane	ND		ug/L	0.50	0.50	1	06/09/23	06/09/23 13:34	LL
1,1,2-Trichloroethane	ND		ug/L	0.50	0.50	1	06/09/23	06/09/23 13:34	LL
Trichloroethene	ND		ug/L	0.50	0.50	1	06/09/23	06/09/23 13:34	LL
Trichlorofluoromethane (Freon 11)	ND		ug/L	0.50	0.50	1	06/09/23	06/09/23 13:34	LL
1,2,3-Trichloropropane	ND		ug/L	0.50	0.50	1	06/09/23	06/09/23 13:34	LL
1,2,4-Trimethylbenzene	ND		ug/L	0.50	0.50	1	06/09/23	06/09/23 13:34	LL
1,3,5-Trimethylbenzene	ND		ug/L	0.50	0.50	1	06/09/23	06/09/23 13:34	LL
Vinyl chloride	ND		ug/L	0.50	0.50	1	06/09/23	06/09/23 13:34	LL
o-Xylene	ND		ug/L	0.50	0.50	1	06/09/23	06/09/23 13:34	LL



Rabecka Koons, Quality Assurance Officer

The results in this report apply to the samples analyzed in accordance with the chain of custody document. This analytical report must be reproduced in its entirety.

1500 Caton Center Dr Suite G
Baltimore MD 21227
410-247-7600
www.mdspectral.com
MD DW LabID 153

Project: GEORGE'S DELI & GAS

Project Number: CG-08-0348
Project Manager: Kevin Howard

Reported:
06/15/23 13:37

GDG-DW-TB

3060617-01 (Drinking Water)
Sampled on: 06/01/23 14:00

Analyte	Result	Notes	Units	Reporting Limit (MRL)	Detection Limit (LOD)	Dilution	Prepared	Analyzed	Analyst
Volatile Organics by EPA 524.2 (GC/MS) Prepared by GCMS-WATER-VOLATILES (continued)									
m- & p-Xylenes	ND		ug/L	0.50	0.50	1	06/09/23	06/09/23 13:34	LL
Surrogate: 4-Bromofluorobenzene			80-120	87 %	06/09/23		06/09/23 13:34		
Surrogate: 1,2-Dichlorobenzene-d4			80-120	82 %	06/09/23		06/09/23 13:34		



Rabecka Koons, Quality Assurance Officer

The results in this report apply to the samples analyzed in accordance with the chain of custody document. This analytical report must be reproduced in its entirety.

Project: GEORGE'S DELI & GAS

Project Number: CG-08-0348
Project Manager: Kevin Howard

Reported:
06/15/23 13:37

GDG-GW-TB

3060617-02 (Nonpotable Water)
Sampled on: 06/01/23 14:05

Analyte	Result	Notes	Units	Reporting Limit (MRL)	Detection Limit (LOD)	Dilution	Prepared	Analyzed	Analyst
Volatile Organics by EPA 8260B (GC/MS) Prepared by GCMS-WATER-VOLATILES									
Acetone	ND		ug/L	10.0	10.0	1	06/12/23	06/12/23 13:46	LL
tert-Amyl alcohol (TAA)	ND		ug/L	20.0	20.0	1	06/12/23	06/12/23 13:46	LL
tert-Amyl methyl ether (TAME)	ND		ug/L	2.0	1.0	1	06/12/23	06/12/23 13:46	LL
Benzene	ND		ug/L	2.0	1.0	1	06/12/23	06/12/23 13:46	LL
Bromobenzene	ND		ug/L	2.0	1.0	1	06/12/23	06/12/23 13:46	LL
Bromochloromethane	ND		ug/L	2.0	1.0	1	06/12/23	06/12/23 13:46	LL
Bromodichloromethane	ND		ug/L	2.0	1.0	1	06/12/23	06/12/23 13:46	LL
Bromoform	ND		ug/L	2.0	1.0	1	06/12/23	06/12/23 13:46	LL
Bromomethane	ND		ug/L	5.0	5.0	1	06/12/23	06/12/23 13:46	LL
tert-Butanol (TBA)	ND		ug/L	15.0	15.0	1	06/12/23	06/12/23 13:46	LL
2-Butanone (MEK)	ND		ug/L	10.0	10.0	1	06/12/23	06/12/23 13:46	LL
n-Butylbenzene	ND		ug/L	2.0	1.0	1	06/12/23	06/12/23 13:46	LL
sec-Butylbenzene	ND		ug/L	2.0	1.0	1	06/12/23	06/12/23 13:46	LL
tert-Butylbenzene	ND		ug/L	2.0	1.0	1	06/12/23	06/12/23 13:46	LL
Carbon disulfide	ND		ug/L	2.0	1.0	1	06/12/23	06/12/23 13:46	LL
Carbon tetrachloride	ND		ug/L	2.0	1.0	1	06/12/23	06/12/23 13:46	LL
Chlorobenzene	ND		ug/L	2.0	1.0	1	06/12/23	06/12/23 13:46	LL
Chloroethane	ND		ug/L	5.0	5.0	1	06/12/23	06/12/23 13:46	LL
Chloroform	ND		ug/L	2.0	1.0	1	06/12/23	06/12/23 13:46	LL
Chloromethane	ND		ug/L	5.0	5.0	1	06/12/23	06/12/23 13:46	LL
2-Chlorotoluene	ND		ug/L	2.0	1.0	1	06/12/23	06/12/23 13:46	LL
4-Chlorotoluene	ND		ug/L	2.0	1.0	1	06/12/23	06/12/23 13:46	LL
Dibromochloromethane	ND		ug/L	2.0	1.0	1	06/12/23	06/12/23 13:46	LL
1,2-Dibromo-3-chloropropane	ND		ug/L	2.0	1.0	1	06/12/23	06/12/23 13:46	LL
1,2-Dibromoethane (EDB)	ND		ug/L	2.0	1.0	1	06/12/23	06/12/23 13:46	LL
Dibromomethane	ND		ug/L	2.0	1.0	1	06/12/23	06/12/23 13:46	LL
1,2-Dichlorobenzene	ND		ug/L	2.0	1.0	1	06/12/23	06/12/23 13:46	LL
1,3-Dichlorobenzene	ND		ug/L	2.0	1.0	1	06/12/23	06/12/23 13:46	LL
1,4-Dichlorobenzene	ND		ug/L	2.0	1.0	1	06/12/23	06/12/23 13:46	LL
Dichlorodifluoromethane	ND		ug/L	2.0	1.0	1	06/12/23	06/12/23 13:46	LL
1,1-Dichloroethane	ND		ug/L	2.0	1.0	1	06/12/23	06/12/23 13:46	LL
1,2-Dichloroethane	ND		ug/L	2.0	1.0	1	06/12/23	06/12/23 13:46	LL



The results in this report apply to the samples analyzed in accordance with the chain of custody document. This analytical report must be reproduced in its entirety.

Rabecka Koons, Quality Assurance Officer

Project: GEORGE'S DELI & GAS

Project Number: CG-08-0348
Project Manager: Kevin Howard

Reported:
06/15/23 13:37

GDG-GW-TB

3060617-02 (Nonpotable Water)
Sampled on: 06/01/23 14:05

Analyte	Result	Notes	Units	Reporting Limit (MRL)	Detection Limit (LOD)	Dilution	Prepared	Analyzed	Analyst
Volatile Organics by EPA 8260B (GC/MS) Prepared by GCMS-WATER-VOLATILES (continued)									
1,1-Dichloroethene	ND		ug/L	2.0	1.0	1	06/12/23	06/12/23 13:46	LL
cis-1,2-Dichloroethene	ND		ug/L	2.0	1.0	1	06/12/23	06/12/23 13:46	LL
trans-1,2-Dichloroethene	ND		ug/L	2.0	1.0	1	06/12/23	06/12/23 13:46	LL
Dichlorofluoromethane	ND		ug/L	2.0	1.0	1	06/12/23	06/12/23 13:46	LL
1,2-Dichloropropane	ND		ug/L	2.0	1.0	1	06/12/23	06/12/23 13:46	LL
1,3-Dichloropropane	ND		ug/L	2.0	1.0	1	06/12/23	06/12/23 13:46	LL
2,2-Dichloropropane	ND		ug/L	2.0	1.0	1	06/12/23	06/12/23 13:46	LL
1,1-Dichloropropene	ND		ug/L	2.0	1.0	1	06/12/23	06/12/23 13:46	LL
cis-1,3-Dichloropropene	ND		ug/L	2.0	1.0	1	06/12/23	06/12/23 13:46	LL
trans-1,3-Dichloropropene	ND		ug/L	2.0	1.0	1	06/12/23	06/12/23 13:46	LL
Diisopropyl ether (DIPE)	ND		ug/L	2.0	1.0	1	06/12/23	06/12/23 13:46	LL
Ethyl tert-butyl ether (ETBE)	ND		ug/L	2.0	1.0	1	06/12/23	06/12/23 13:46	LL
Ethylbenzene	ND		ug/L	2.0	1.0	1	06/12/23	06/12/23 13:46	LL
Hexachlorobutadiene	ND		ug/L	2.0	1.0	1	06/12/23	06/12/23 13:46	LL
2-Hexanone	ND		ug/L	10.0	10.0	1	06/12/23	06/12/23 13:46	LL
Isopropylbenzene (Cumene)	ND		ug/L	2.0	1.0	1	06/12/23	06/12/23 13:46	LL
4-Isopropyltoluene	ND		ug/L	2.0	1.0	1	06/12/23	06/12/23 13:46	LL
Methyl tert-butyl ether (MTBE)	ND		ug/L	2.0	1.0	1	06/12/23	06/12/23 13:46	LL
4-Methyl-2-pentanone	ND		ug/L	10.0	10.0	1	06/12/23	06/12/23 13:46	LL
Methylene chloride	ND		ug/L	10.0	5.0	1	06/12/23	06/12/23 13:46	LL
Naphthalene	ND		ug/L	2.0	2.0	1	06/12/23	06/12/23 13:46	LL
n-Propylbenzene	ND		ug/L	2.0	1.0	1	06/12/23	06/12/23 13:46	LL
Styrene	ND		ug/L	2.0	1.0	1	06/12/23	06/12/23 13:46	LL
1,1,1,2-Tetrachloroethane	ND		ug/L	2.0	1.0	1	06/12/23	06/12/23 13:46	LL
1,1,2,2-Tetrachloroethane	ND		ug/L	2.0	1.0	1	06/12/23	06/12/23 13:46	LL
Tetrachloroethene	ND		ug/L	2.0	1.0	1	06/12/23	06/12/23 13:46	LL
Toluene	ND		ug/L	2.0	1.0	1	06/12/23	06/12/23 13:46	LL
1,2,3-Trichlorobenzene	ND		ug/L	2.0	1.0	1	06/12/23	06/12/23 13:46	LL
1,2,4-Trichlorobenzene	ND		ug/L	2.0	1.0	1	06/12/23	06/12/23 13:46	LL
1,1,1-Trichloroethane	ND		ug/L	2.0	1.0	1	06/12/23	06/12/23 13:46	LL
1,1,2-Trichloroethane	ND		ug/L	2.0	1.0	1	06/12/23	06/12/23 13:46	LL
Trichloroethene	ND		ug/L	2.0	1.0	1	06/12/23	06/12/23 13:46	LL



Rabecka Koons, Quality Assurance Officer

The results in this report apply to the samples analyzed in accordance with the chain of custody document. This analytical report must be reproduced in its entirety.

1500 Caton Center Dr Suite G
Baltimore MD 21227
410-247-7600
www.mdspectral.com
MD DW LabID 153

Project: GEORGE'S DELI & GAS

Project Number: CG-08-0348
Project Manager: Kevin Howard

Reported:
06/15/23 13:37

GDG-GW-TB

3060617-02 (Nonpotable Water)
Sampled on: 06/01/23 14:05

Analyte	Result	Notes	Units	Reporting Limit (MRL)	Detection Limit (LOD)	Dilution	Prepared	Analyzed	Analyst
Volatile Organics by EPA 8260B (GC/MS) Prepared by GCMS-WATER-VOLATILES (continued)									
Trichlorofluoromethane (Freon 11)	ND		ug/L	2.0	1.0	1	06/12/23	06/12/23 13:46	LL
1,2,3-Trichloropropane	ND		ug/L	2.0	1.0	1	06/12/23	06/12/23 13:46	LL
1,2,4-Trimethylbenzene	ND		ug/L	2.0	1.0	1	06/12/23	06/12/23 13:46	LL
1,3,5-Trimethylbenzene	ND		ug/L	2.0	1.0	1	06/12/23	06/12/23 13:46	LL
Vinyl chloride	ND		ug/L	2.0	1.0	1	06/12/23	06/12/23 13:46	LL
o-Xylene	ND		ug/L	2.0	1.0	1	06/12/23	06/12/23 13:46	LL
m- & p-Xylenes	ND		ug/L	2.0	1.0	1	06/12/23	06/12/23 13:46	LL
<i>Surrogate: 1,2-Dichloroethane-d4</i>			70-130	103 %	06/12/23		06/12/23 13:46		
<i>Surrogate: Toluene-d8</i>			75-120	97 %	06/12/23		06/12/23 13:46		
<i>Surrogate: 4-Bromofluorobenzene</i>			75-120	99 %	06/12/23		06/12/23 13:46		

Rabecka Koons

Rabecka Koons, Quality Assurance Officer

The results in this report apply to the samples analyzed in accordance with the chain of custody document. This analytical report must be reproduced in its entirety.

Project: GEORGE'S DELI & GAS

Project Number: CG-08-0348
Project Manager: Kevin Howard

Reported:
06/15/23 13:37

SENTINEL WELL

3060617-03 (Nonpotable Water)
Sampled on: 06/02/23 10:20

Analyte	Result	Notes	Units	Reporting Limit (MRL)	Detection Limit (LOD)	Dilution	Prepared	Analyzed	Analyst
Volatile Organics by EPA 8260B (GC/MS) Prepared by GCMS-WATER-VOLATILES									
Acetone	ND		ug/L	10.0	10.0	1	06/12/23	06/12/23 14:11	LL
tert-Amyl alcohol (TAA)	ND		ug/L	20.0	20.0	1	06/12/23	06/12/23 14:11	LL
tert-Amyl methyl ether (TAME)	ND		ug/L	2.0	1.0	1	06/12/23	06/12/23 14:11	LL
Benzene	ND		ug/L	2.0	1.0	1	06/12/23	06/12/23 14:11	LL
Bromobenzene	ND		ug/L	2.0	1.0	1	06/12/23	06/12/23 14:11	LL
Bromochloromethane	ND		ug/L	2.0	1.0	1	06/12/23	06/12/23 14:11	LL
Bromodichloromethane	ND		ug/L	2.0	1.0	1	06/12/23	06/12/23 14:11	LL
Bromoform	ND		ug/L	2.0	1.0	1	06/12/23	06/12/23 14:11	LL
Bromomethane	ND		ug/L	5.0	5.0	1	06/12/23	06/12/23 14:11	LL
tert-Butanol (TBA)	ND		ug/L	15.0	15.0	1	06/12/23	06/12/23 14:11	LL
2-Butanone (MEK)	ND		ug/L	10.0	10.0	1	06/12/23	06/12/23 14:11	LL
n-Butylbenzene	ND		ug/L	2.0	1.0	1	06/12/23	06/12/23 14:11	LL
sec-Butylbenzene	ND		ug/L	2.0	1.0	1	06/12/23	06/12/23 14:11	LL
tert-Butylbenzene	ND		ug/L	2.0	1.0	1	06/12/23	06/12/23 14:11	LL
Carbon disulfide	ND		ug/L	2.0	1.0	1	06/12/23	06/12/23 14:11	LL
Carbon tetrachloride	ND		ug/L	2.0	1.0	1	06/12/23	06/12/23 14:11	LL
Chlorobenzene	ND		ug/L	2.0	1.0	1	06/12/23	06/12/23 14:11	LL
Chloroethane	ND		ug/L	5.0	5.0	1	06/12/23	06/12/23 14:11	LL
Chloroform	ND		ug/L	2.0	1.0	1	06/12/23	06/12/23 14:11	LL
Chloromethane	ND		ug/L	5.0	5.0	1	06/12/23	06/12/23 14:11	LL
2-Chlorotoluene	ND		ug/L	2.0	1.0	1	06/12/23	06/12/23 14:11	LL
4-Chlorotoluene	ND		ug/L	2.0	1.0	1	06/12/23	06/12/23 14:11	LL
Dibromochloromethane	ND		ug/L	2.0	1.0	1	06/12/23	06/12/23 14:11	LL
1,2-Dibromo-3-chloropropane	ND		ug/L	2.0	1.0	1	06/12/23	06/12/23 14:11	LL
1,2-Dibromoethane (EDB)	ND		ug/L	2.0	1.0	1	06/12/23	06/12/23 14:11	LL
Dibromomethane	ND		ug/L	2.0	1.0	1	06/12/23	06/12/23 14:11	LL
1,2-Dichlorobenzene	ND		ug/L	2.0	1.0	1	06/12/23	06/12/23 14:11	LL
1,3-Dichlorobenzene	ND		ug/L	2.0	1.0	1	06/12/23	06/12/23 14:11	LL
1,4-Dichlorobenzene	ND		ug/L	2.0	1.0	1	06/12/23	06/12/23 14:11	LL
Dichlorodifluoromethane	ND		ug/L	2.0	1.0	1	06/12/23	06/12/23 14:11	LL
1,1-Dichloroethane	ND		ug/L	2.0	1.0	1	06/12/23	06/12/23 14:11	LL
1,2-Dichloroethane	ND		ug/L	2.0	1.0	1	06/12/23	06/12/23 14:11	LL

Rabecka Koons

The results in this report apply to the samples analyzed in accordance with the chain of custody document. This analytical report must be reproduced in its entirety.

Rabecka Koons, Quality Assurance Officer

Project: GEORGE'S DELI & GAS

Project Number: CG-08-0348
Project Manager: Kevin Howard

Reported:
06/15/23 13:37

SENTINEL WELL

3060617-03 (Nonpotable Water)
Sampled on: 06/02/23 10:20

Analyte	Result	Notes	Units	Reporting Limit (MRL)	Detection Limit (LOD)	Dilution	Prepared	Analyzed	Analyst
Volatile Organics by EPA 8260B (GC/MS) Prepared by GCMS-WATER-VOLATILES (continued)									
1,1-Dichloroethene	ND		ug/L	2.0	1.0	1	06/12/23	06/12/23 14:11	LL
cis-1,2-Dichloroethene	ND		ug/L	2.0	1.0	1	06/12/23	06/12/23 14:11	LL
trans-1,2-Dichloroethene	ND		ug/L	2.0	1.0	1	06/12/23	06/12/23 14:11	LL
Dichlorofluoromethane	ND		ug/L	2.0	1.0	1	06/12/23	06/12/23 14:11	LL
1,2-Dichloropropane	ND		ug/L	2.0	1.0	1	06/12/23	06/12/23 14:11	LL
1,3-Dichloropropane	ND		ug/L	2.0	1.0	1	06/12/23	06/12/23 14:11	LL
2,2-Dichloropropane	ND		ug/L	2.0	1.0	1	06/12/23	06/12/23 14:11	LL
1,1-Dichloropropene	ND		ug/L	2.0	1.0	1	06/12/23	06/12/23 14:11	LL
cis-1,3-Dichloropropene	ND		ug/L	2.0	1.0	1	06/12/23	06/12/23 14:11	LL
trans-1,3-Dichloropropene	ND		ug/L	2.0	1.0	1	06/12/23	06/12/23 14:11	LL
Diisopropyl ether (DIPE)	ND		ug/L	2.0	1.0	1	06/12/23	06/12/23 14:11	LL
Ethyl tert-butyl ether (ETBE)	ND		ug/L	2.0	1.0	1	06/12/23	06/12/23 14:11	LL
Ethylbenzene	ND		ug/L	2.0	1.0	1	06/12/23	06/12/23 14:11	LL
Hexachlorobutadiene	ND		ug/L	2.0	1.0	1	06/12/23	06/12/23 14:11	LL
2-Hexanone	ND		ug/L	10.0	10.0	1	06/12/23	06/12/23 14:11	LL
Isopropylbenzene (Cumene)	ND		ug/L	2.0	1.0	1	06/12/23	06/12/23 14:11	LL
4-Isopropyltoluene	ND		ug/L	2.0	1.0	1	06/12/23	06/12/23 14:11	LL
Methyl tert-butyl ether (MTBE)	ND		ug/L	2.0	1.0	1	06/12/23	06/12/23 14:11	LL
4-Methyl-2-pentanone	ND		ug/L	10.0	10.0	1	06/12/23	06/12/23 14:11	LL
Methylene chloride	ND		ug/L	10.0	5.0	1	06/12/23	06/12/23 14:11	LL
Naphthalene	ND		ug/L	2.0	2.0	1	06/12/23	06/12/23 14:11	LL
n-Propylbenzene	ND		ug/L	2.0	1.0	1	06/12/23	06/12/23 14:11	LL
Styrene	ND		ug/L	2.0	1.0	1	06/12/23	06/12/23 14:11	LL
1,1,1,2-Tetrachloroethane	ND		ug/L	2.0	1.0	1	06/12/23	06/12/23 14:11	LL
1,1,2,2-Tetrachloroethane	ND		ug/L	2.0	1.0	1	06/12/23	06/12/23 14:11	LL
Tetrachloroethene	ND		ug/L	2.0	1.0	1	06/12/23	06/12/23 14:11	LL
Toluene	ND		ug/L	2.0	1.0	1	06/12/23	06/12/23 14:11	LL
1,2,3-Trichlorobenzene	ND		ug/L	2.0	1.0	1	06/12/23	06/12/23 14:11	LL
1,2,4-Trichlorobenzene	ND		ug/L	2.0	1.0	1	06/12/23	06/12/23 14:11	LL
1,1,1-Trichloroethane	ND		ug/L	2.0	1.0	1	06/12/23	06/12/23 14:11	LL
1,1,2-Trichloroethane	ND		ug/L	2.0	1.0	1	06/12/23	06/12/23 14:11	LL
Trichloroethene	ND		ug/L	2.0	1.0	1	06/12/23	06/12/23 14:11	LL

The results in this report apply to the samples analyzed in accordance with the chain of custody document. This analytical report must be reproduced in its entirety.



Rabecka Koons, Quality Assurance Officer

1500 Caton Center Dr Suite G
Baltimore MD 21227
410-247-7600
www.mdspectral.com
MD DW LabID 153

Project: GEORGE'S DELI & GAS

Project Number: CG-08-0348
Project Manager: Kevin Howard

Reported:
06/15/23 13:37

SENTINEL WELL

3060617-03 (Nonpotable Water)
Sampled on: 06/02/23 10:20

Analyte	Result	Notes	Units	Reporting Limit (MRL)	Detection Limit (LOD)	Dilution	Prepared	Analyzed	Analyst
Volatile Organics by EPA 8260B (GC/MS) Prepared by GCMS-WATER-VOLATILES (continued)									
Trichlorofluoromethane (Freon 11)	ND		ug/L	2.0	1.0	1	06/12/23	06/12/23 14:11	LL
1,2,3-Trichloropropane	ND		ug/L	2.0	1.0	1	06/12/23	06/12/23 14:11	LL
1,2,4-Trimethylbenzene	ND		ug/L	2.0	1.0	1	06/12/23	06/12/23 14:11	LL
1,3,5-Trimethylbenzene	ND		ug/L	2.0	1.0	1	06/12/23	06/12/23 14:11	LL
Vinyl chloride	ND		ug/L	2.0	1.0	1	06/12/23	06/12/23 14:11	LL
o-Xylene	ND		ug/L	2.0	1.0	1	06/12/23	06/12/23 14:11	LL
m- & p-Xylenes	ND		ug/L	2.0	1.0	1	06/12/23	06/12/23 14:11	LL
<i>Surrogate: 1,2-Dichloroethane-d4</i>			70-130	105 %	06/12/23		06/12/23 14:11		
<i>Surrogate: Toluene-d8</i>			75-120	96 %	06/12/23		06/12/23 14:11		
<i>Surrogate: 4-Bromofluorobenzene</i>			75-120	98 %	06/12/23		06/12/23 14:11		



Rabecka Koons, Quality Assurance Officer

The results in this report apply to the samples analyzed in accordance with the chain of custody document. This analytical report must be reproduced in its entirety.

Project: GEORGE'S DELI & GAS

Project Number: CG-08-0348
Project Manager: Kevin Howard

Reported:
06/15/23 13:37

H-6

3060617-04 (Nonpotable Water)
Sampled on: 06/02/23 11:35

Analyte	Result	Notes	Units	Reporting Limit (MRL)	Detection Limit (LOD)	Dilution	Prepared	Analyzed	Analyst
Volatile Organics by EPA 8260B (GC/MS) Prepared by GCMS-WATER-VOLATILES									
Acetone	ND		ug/L	10.0	10.0	1	06/12/23	06/12/23 14:36	LL
tert-Amyl alcohol (TAA)	ND		ug/L	20.0	20.0	1	06/12/23	06/12/23 14:36	LL
tert-Amyl methyl ether (TAME)	ND		ug/L	2.0	1.0	1	06/12/23	06/12/23 14:36	LL
Benzene	ND		ug/L	2.0	1.0	1	06/12/23	06/12/23 14:36	LL
Bromobenzene	ND		ug/L	2.0	1.0	1	06/12/23	06/12/23 14:36	LL
Bromochloromethane	ND		ug/L	2.0	1.0	1	06/12/23	06/12/23 14:36	LL
Bromodichloromethane	ND		ug/L	2.0	1.0	1	06/12/23	06/12/23 14:36	LL
Bromoform	ND		ug/L	2.0	1.0	1	06/12/23	06/12/23 14:36	LL
Bromomethane	ND		ug/L	5.0	5.0	1	06/12/23	06/12/23 14:36	LL
tert-Butanol (TBA)	ND		ug/L	15.0	15.0	1	06/12/23	06/12/23 14:36	LL
2-Butanone (MEK)	ND		ug/L	10.0	10.0	1	06/12/23	06/12/23 14:36	LL
n-Butylbenzene	ND		ug/L	2.0	1.0	1	06/12/23	06/12/23 14:36	LL
sec-Butylbenzene	ND		ug/L	2.0	1.0	1	06/12/23	06/12/23 14:36	LL
tert-Butylbenzene	ND		ug/L	2.0	1.0	1	06/12/23	06/12/23 14:36	LL
Carbon disulfide	ND		ug/L	2.0	1.0	1	06/12/23	06/12/23 14:36	LL
Carbon tetrachloride	ND		ug/L	2.0	1.0	1	06/12/23	06/12/23 14:36	LL
Chlorobenzene	ND		ug/L	2.0	1.0	1	06/12/23	06/12/23 14:36	LL
Chloroethane	ND		ug/L	5.0	5.0	1	06/12/23	06/12/23 14:36	LL
Chloroform	ND		ug/L	2.0	1.0	1	06/12/23	06/12/23 14:36	LL
Chloromethane	ND		ug/L	5.0	5.0	1	06/12/23	06/12/23 14:36	LL
2-Chlorotoluene	ND		ug/L	2.0	1.0	1	06/12/23	06/12/23 14:36	LL
4-Chlorotoluene	ND		ug/L	2.0	1.0	1	06/12/23	06/12/23 14:36	LL
Dibromochloromethane	ND		ug/L	2.0	1.0	1	06/12/23	06/12/23 14:36	LL
1,2-Dibromo-3-chloropropane	ND		ug/L	2.0	1.0	1	06/12/23	06/12/23 14:36	LL
1,2-Dibromoethane (EDB)	ND		ug/L	2.0	1.0	1	06/12/23	06/12/23 14:36	LL
Dibromomethane	ND		ug/L	2.0	1.0	1	06/12/23	06/12/23 14:36	LL
1,2-Dichlorobenzene	ND		ug/L	2.0	1.0	1	06/12/23	06/12/23 14:36	LL
1,3-Dichlorobenzene	ND		ug/L	2.0	1.0	1	06/12/23	06/12/23 14:36	LL
1,4-Dichlorobenzene	ND		ug/L	2.0	1.0	1	06/12/23	06/12/23 14:36	LL
Dichlorodifluoromethane	ND		ug/L	2.0	1.0	1	06/12/23	06/12/23 14:36	LL
1,1-Dichloroethane	ND		ug/L	2.0	1.0	1	06/12/23	06/12/23 14:36	LL
1,2-Dichloroethane	ND		ug/L	2.0	1.0	1	06/12/23	06/12/23 14:36	LL



Rabecka Koons, Quality Assurance Officer

The results in this report apply to the samples analyzed in accordance with the chain of custody document. This analytical report must be reproduced in its entirety.

Project: GEORGE'S DELI & GAS

Project Number: CG-08-0348
Project Manager: Kevin Howard

Reported:
06/15/23 13:37

H-6

3060617-04 (Nonpotable Water)
Sampled on: 06/02/23 11:35

Analyte	Result	Notes	Units	Reporting Limit (MRL)	Detection Limit (LOD)	Dilution	Prepared	Analyzed	Analyst
Volatile Organics by EPA 8260B (GC/MS) Prepared by GCMS-WATER-VOLATILES (continued)									
1,1-Dichloroethene	ND		ug/L	2.0	1.0	1	06/12/23	06/12/23 14:36	LL
cis-1,2-Dichloroethene	ND		ug/L	2.0	1.0	1	06/12/23	06/12/23 14:36	LL
trans-1,2-Dichloroethene	ND		ug/L	2.0	1.0	1	06/12/23	06/12/23 14:36	LL
Dichlorofluoromethane	ND		ug/L	2.0	1.0	1	06/12/23	06/12/23 14:36	LL
1,2-Dichloropropane	ND		ug/L	2.0	1.0	1	06/12/23	06/12/23 14:36	LL
1,3-Dichloropropane	ND		ug/L	2.0	1.0	1	06/12/23	06/12/23 14:36	LL
2,2-Dichloropropane	ND		ug/L	2.0	1.0	1	06/12/23	06/12/23 14:36	LL
1,1-Dichloropropene	ND		ug/L	2.0	1.0	1	06/12/23	06/12/23 14:36	LL
cis-1,3-Dichloropropene	ND		ug/L	2.0	1.0	1	06/12/23	06/12/23 14:36	LL
trans-1,3-Dichloropropene	ND		ug/L	2.0	1.0	1	06/12/23	06/12/23 14:36	LL
Diisopropyl ether (DIPE)	ND		ug/L	2.0	1.0	1	06/12/23	06/12/23 14:36	LL
Ethyl tert-butyl ether (ETBE)	ND		ug/L	2.0	1.0	1	06/12/23	06/12/23 14:36	LL
Ethylbenzene	ND		ug/L	2.0	1.0	1	06/12/23	06/12/23 14:36	LL
Hexachlorobutadiene	ND		ug/L	2.0	1.0	1	06/12/23	06/12/23 14:36	LL
2-Hexanone	ND		ug/L	10.0	10.0	1	06/12/23	06/12/23 14:36	LL
Isopropylbenzene (Cumene)	ND		ug/L	2.0	1.0	1	06/12/23	06/12/23 14:36	LL
4-Isopropyltoluene	ND		ug/L	2.0	1.0	1	06/12/23	06/12/23 14:36	LL
Methyl tert-butyl ether (MTBE)	ND		ug/L	2.0	1.0	1	06/12/23	06/12/23 14:36	LL
4-Methyl-2-pentanone	ND		ug/L	10.0	10.0	1	06/12/23	06/12/23 14:36	LL
Methylene chloride	ND		ug/L	10.0	5.0	1	06/12/23	06/12/23 14:36	LL
Naphthalene	ND		ug/L	2.0	2.0	1	06/12/23	06/12/23 14:36	LL
n-Propylbenzene	ND		ug/L	2.0	1.0	1	06/12/23	06/12/23 14:36	LL
Styrene	ND		ug/L	2.0	1.0	1	06/12/23	06/12/23 14:36	LL
1,1,1,2-Tetrachloroethane	ND		ug/L	2.0	1.0	1	06/12/23	06/12/23 14:36	LL
1,1,2,2-Tetrachloroethane	ND		ug/L	2.0	1.0	1	06/12/23	06/12/23 14:36	LL
Tetrachloroethene	ND		ug/L	2.0	1.0	1	06/12/23	06/12/23 14:36	LL
Toluene	ND		ug/L	2.0	1.0	1	06/12/23	06/12/23 14:36	LL
1,2,3-Trichlorobenzene	ND		ug/L	2.0	1.0	1	06/12/23	06/12/23 14:36	LL
1,2,4-Trichlorobenzene	ND		ug/L	2.0	1.0	1	06/12/23	06/12/23 14:36	LL
1,1,1-Trichloroethane	ND		ug/L	2.0	1.0	1	06/12/23	06/12/23 14:36	LL
1,1,2-Trichloroethane	ND		ug/L	2.0	1.0	1	06/12/23	06/12/23 14:36	LL
Trichloroethene	ND		ug/L	2.0	1.0	1	06/12/23	06/12/23 14:36	LL



Rabecka Koons, Quality Assurance Officer

The results in this report apply to the samples analyzed in accordance with the chain of custody document. This analytical report must be reproduced in its entirety.

1500 Caton Center Dr Suite G
Baltimore MD 21227
410-247-7600
www.mdspectral.com
MD DW LabID 153

Project: GEORGE'S DELI & GAS

Project Number: CG-08-0348
Project Manager: Kevin Howard

Reported:
06/15/23 13:37

H-6

3060617-04 (Nonpotable Water)
Sampled on: 06/02/23 11:35

Analyte	Result	Notes	Units	Reporting Limit (MRL)	Detection Limit (LOD)	Dilution	Prepared	Analyzed	Analyst
Volatile Organics by EPA 8260B (GC/MS) Prepared by GCMS-WATER-VOLATILES (continued)									
Trichlorofluoromethane (Freon 11)	ND		ug/L	2.0	1.0	1	06/12/23	06/12/23 14:36	LL
1,2,3-Trichloropropane	ND		ug/L	2.0	1.0	1	06/12/23	06/12/23 14:36	LL
1,2,4-Trimethylbenzene	ND		ug/L	2.0	1.0	1	06/12/23	06/12/23 14:36	LL
1,3,5-Trimethylbenzene	ND		ug/L	2.0	1.0	1	06/12/23	06/12/23 14:36	LL
Vinyl chloride	ND		ug/L	2.0	1.0	1	06/12/23	06/12/23 14:36	LL
o-Xylene	ND		ug/L	2.0	1.0	1	06/12/23	06/12/23 14:36	LL
m- & p-Xylenes	ND		ug/L	2.0	1.0	1	06/12/23	06/12/23 14:36	LL
<i>Surrogate: 1,2-Dichloroethane-d4</i>			70-130	102 %	06/12/23		06/12/23 14:36		
<i>Surrogate: Toluene-d8</i>			75-120	94 %	06/12/23		06/12/23 14:36		
<i>Surrogate: 4-Bromofluorobenzene</i>			75-120	99 %	06/12/23		06/12/23 14:36		



Rabecka Koons, Quality Assurance Officer

The results in this report apply to the samples analyzed in accordance with the chain of custody document. This analytical report must be reproduced in its entirety.

Project: GEORGE'S DELI & GAS

Project Number: CG-08-0348
Project Manager: Kevin Howard

Reported:
06/15/23 13:37

H-1A

3060617-05 (Nonpotable Water)
Sampled on: 06/02/23 12:19

Analyte	Result	Notes	Units	Reporting Limit (MRL)	Detection Limit (LOD)	Dilution	Prepared	Analyzed	Analyst
Volatile Organics by EPA 8260B (GC/MS) Prepared by GCMS-WATER-VOLATILES									
Acetone	ND		ug/L	10.0	10.0	1	06/12/23	06/12/23 15:01	LL
tert-Amyl alcohol (TAA)	ND		ug/L	20.0	20.0	1	06/12/23	06/12/23 15:01	LL
tert-Amyl methyl ether (TAME)	ND		ug/L	2.0	1.0	1	06/12/23	06/12/23 15:01	LL
Benzene	ND		ug/L	2.0	1.0	1	06/12/23	06/12/23 15:01	LL
Bromobenzene	ND		ug/L	2.0	1.0	1	06/12/23	06/12/23 15:01	LL
Bromochloromethane	ND		ug/L	2.0	1.0	1	06/12/23	06/12/23 15:01	LL
Bromodichloromethane	ND		ug/L	2.0	1.0	1	06/12/23	06/12/23 15:01	LL
Bromoform	ND		ug/L	2.0	1.0	1	06/12/23	06/12/23 15:01	LL
Bromomethane	ND		ug/L	5.0	5.0	1	06/12/23	06/12/23 15:01	LL
tert-Butanol (TBA)	ND		ug/L	15.0	15.0	1	06/12/23	06/12/23 15:01	LL
2-Butanone (MEK)	ND		ug/L	10.0	10.0	1	06/12/23	06/12/23 15:01	LL
n-Butylbenzene	ND		ug/L	2.0	1.0	1	06/12/23	06/12/23 15:01	LL
sec-Butylbenzene	ND		ug/L	2.0	1.0	1	06/12/23	06/12/23 15:01	LL
tert-Butylbenzene	ND		ug/L	2.0	1.0	1	06/12/23	06/12/23 15:01	LL
Carbon disulfide	ND		ug/L	2.0	1.0	1	06/12/23	06/12/23 15:01	LL
Carbon tetrachloride	ND		ug/L	2.0	1.0	1	06/12/23	06/12/23 15:01	LL
Chlorobenzene	ND		ug/L	2.0	1.0	1	06/12/23	06/12/23 15:01	LL
Chloroethane	ND		ug/L	5.0	5.0	1	06/12/23	06/12/23 15:01	LL
Chloroform	ND		ug/L	2.0	1.0	1	06/12/23	06/12/23 15:01	LL
Chloromethane	ND		ug/L	5.0	5.0	1	06/12/23	06/12/23 15:01	LL
2-Chlorotoluene	ND		ug/L	2.0	1.0	1	06/12/23	06/12/23 15:01	LL
4-Chlorotoluene	ND		ug/L	2.0	1.0	1	06/12/23	06/12/23 15:01	LL
Dibromochloromethane	ND		ug/L	2.0	1.0	1	06/12/23	06/12/23 15:01	LL
1,2-Dibromo-3-chloropropane	ND		ug/L	2.0	1.0	1	06/12/23	06/12/23 15:01	LL
1,2-Dibromoethane (EDB)	ND		ug/L	2.0	1.0	1	06/12/23	06/12/23 15:01	LL
Dibromomethane	ND		ug/L	2.0	1.0	1	06/12/23	06/12/23 15:01	LL
1,2-Dichlorobenzene	ND		ug/L	2.0	1.0	1	06/12/23	06/12/23 15:01	LL
1,3-Dichlorobenzene	ND		ug/L	2.0	1.0	1	06/12/23	06/12/23 15:01	LL
1,4-Dichlorobenzene	ND		ug/L	2.0	1.0	1	06/12/23	06/12/23 15:01	LL
Dichlorodifluoromethane	ND		ug/L	2.0	1.0	1	06/12/23	06/12/23 15:01	LL
1,1-Dichloroethane	ND		ug/L	2.0	1.0	1	06/12/23	06/12/23 15:01	LL
1,2-Dichloroethane	ND		ug/L	2.0	1.0	1	06/12/23	06/12/23 15:01	LL



Rabecka Koons, Quality Assurance Officer

The results in this report apply to the samples analyzed in accordance with the chain of custody document. This analytical report must be reproduced in its entirety.

Project: GEORGE'S DELI & GAS

Project Number: CG-08-0348

Project Manager: Kevin Howard

Reported:

06/15/23 13:37

H-1A

3060617-05 (Nonpotable Water)

Sampled on: 06/02/23 12:19

Analyte	Result	Notes	Units	Reporting Limit (MRL)	Detection Limit (LOD)	Dilution	Prepared	Analyzed	Analyst
Volatile Organics by EPA 8260B (GC/MS) Prepared by GCMS-WATER-VOLATILES (continued)									
1,1-Dichloroethene	ND		ug/L	2.0	1.0	1	06/12/23	06/12/23 15:01	LL
cis-1,2-Dichloroethene	ND		ug/L	2.0	1.0	1	06/12/23	06/12/23 15:01	LL
trans-1,2-Dichloroethene	ND		ug/L	2.0	1.0	1	06/12/23	06/12/23 15:01	LL
Dichlorofluoromethane	ND		ug/L	2.0	1.0	1	06/12/23	06/12/23 15:01	LL
1,2-Dichloropropane	ND		ug/L	2.0	1.0	1	06/12/23	06/12/23 15:01	LL
1,3-Dichloropropane	ND		ug/L	2.0	1.0	1	06/12/23	06/12/23 15:01	LL
2,2-Dichloropropane	ND		ug/L	2.0	1.0	1	06/12/23	06/12/23 15:01	LL
1,1-Dichloropropene	ND		ug/L	2.0	1.0	1	06/12/23	06/12/23 15:01	LL
cis-1,3-Dichloropropene	ND		ug/L	2.0	1.0	1	06/12/23	06/12/23 15:01	LL
trans-1,3-Dichloropropene	ND		ug/L	2.0	1.0	1	06/12/23	06/12/23 15:01	LL
Diisopropyl ether (DIPE)	ND		ug/L	2.0	1.0	1	06/12/23	06/12/23 15:01	LL
Ethyl tert-butyl ether (ETBE)	ND		ug/L	2.0	1.0	1	06/12/23	06/12/23 15:01	LL
Ethylbenzene	ND		ug/L	2.0	1.0	1	06/12/23	06/12/23 15:01	LL
Hexachlorobutadiene	ND		ug/L	2.0	1.0	1	06/12/23	06/12/23 15:01	LL
2-Hexanone	ND		ug/L	10.0	10.0	1	06/12/23	06/12/23 15:01	LL
Isopropylbenzene (Cumene)	ND		ug/L	2.0	1.0	1	06/12/23	06/12/23 15:01	LL
4-Isopropyltoluene	ND		ug/L	2.0	1.0	1	06/12/23	06/12/23 15:01	LL
Methyl tert-butyl ether (MTBE)	2.3		ug/L	2.0	1.0	1	06/12/23	06/12/23 15:01	LL
4-Methyl-2-pentanone	ND		ug/L	10.0	10.0	1	06/12/23	06/12/23 15:01	LL
Methylene chloride	ND		ug/L	10.0	5.0	1	06/12/23	06/12/23 15:01	LL
Naphthalene	ND		ug/L	2.0	2.0	1	06/12/23	06/12/23 15:01	LL
n-Propylbenzene	ND		ug/L	2.0	1.0	1	06/12/23	06/12/23 15:01	LL
Styrene	ND		ug/L	2.0	1.0	1	06/12/23	06/12/23 15:01	LL
1,1,1,2-Tetrachloroethane	ND		ug/L	2.0	1.0	1	06/12/23	06/12/23 15:01	LL
1,1,2,2-Tetrachloroethane	ND		ug/L	2.0	1.0	1	06/12/23	06/12/23 15:01	LL
Tetrachloroethene	ND		ug/L	2.0	1.0	1	06/12/23	06/12/23 15:01	LL
Toluene	ND		ug/L	2.0	1.0	1	06/12/23	06/12/23 15:01	LL
1,2,3-Trichlorobenzene	ND		ug/L	2.0	1.0	1	06/12/23	06/12/23 15:01	LL
1,2,4-Trichlorobenzene	ND		ug/L	2.0	1.0	1	06/12/23	06/12/23 15:01	LL
1,1,1-Trichloroethane	ND		ug/L	2.0	1.0	1	06/12/23	06/12/23 15:01	LL
1,1,2-Trichloroethane	ND		ug/L	2.0	1.0	1	06/12/23	06/12/23 15:01	LL
Trichloroethene	ND		ug/L	2.0	1.0	1	06/12/23	06/12/23 15:01	LL

Rabecka Koons

The results in this report apply to the samples analyzed in accordance with the chain of custody document. This analytical report must be reproduced in its entirety.

Rabecka Koons, Quality Assurance Officer

1500 Caton Center Dr Suite G
Baltimore MD 21227
410-247-7600
www.mdspectral.com
MD DW LabID 153

Project: GEORGE'S DELI & GAS

Project Number: CG-08-0348
Project Manager: Kevin Howard

Reported:
06/15/23 13:37

H-1A

3060617-05 (Nonpotable Water)
Sampled on: 06/02/23 12:19

Analyte	Result	Notes	Units	Reporting Limit (MRL)	Detection Limit (LOD)	Dilution	Prepared	Analyzed	Analyst
Volatile Organics by EPA 8260B (GC/MS) Prepared by GCMS-WATER-VOLATILES (continued)									
Trichlorofluoromethane (Freon 11)	ND		ug/L	2.0	1.0	1	06/12/23	06/12/23 15:01	LL
1,2,3-Trichloropropane	ND		ug/L	2.0	1.0	1	06/12/23	06/12/23 15:01	LL
1,2,4-Trimethylbenzene	ND		ug/L	2.0	1.0	1	06/12/23	06/12/23 15:01	LL
1,3,5-Trimethylbenzene	ND		ug/L	2.0	1.0	1	06/12/23	06/12/23 15:01	LL
Vinyl chloride	ND		ug/L	2.0	1.0	1	06/12/23	06/12/23 15:01	LL
o-Xylene	ND		ug/L	2.0	1.0	1	06/12/23	06/12/23 15:01	LL
m- & p-Xylenes	ND		ug/L	2.0	1.0	1	06/12/23	06/12/23 15:01	LL
Surrogate: 1,2-Dichloroethane-d4			70-130	106 %	06/12/23		06/12/23 15:01		
Surrogate: Toluene-d8			75-120	94 %	06/12/23		06/12/23 15:01		
Surrogate: 4-Bromofluorobenzene			75-120	98 %	06/12/23		06/12/23 15:01		



Rabecka Koons, Quality Assurance Officer

The results in this report apply to the samples analyzed in accordance with the chain of custody document. This analytical report must be reproduced in its entirety.

Project: GEORGE'S DELI & GAS

Project Number: CG-08-0348
Project Manager: Kevin Howard

Reported:
06/15/23 13:37

MW-7B

3060617-06 (Nonpotable Water)
Sampled on: 06/05/23 09:15

Analyte	Result	Notes	Units	Reporting Limit (MRL)	Detection Limit (LOD)	Dilution	Prepared	Analyzed	Analyst
Volatile Organics by EPA 8260B (GC/MS) Prepared by GCMS-WATER-VOLATILES									
Acetone	ND		ug/L	10.0	10.0	1	06/12/23	06/12/23 15:26	LL
tert-Amyl alcohol (TAA)	ND		ug/L	20.0	20.0	1	06/12/23	06/12/23 15:26	LL
tert-Amyl methyl ether (TAME)	ND		ug/L	2.0	1.0	1	06/12/23	06/12/23 15:26	LL
Benzene	ND		ug/L	2.0	1.0	1	06/12/23	06/12/23 15:26	LL
Bromobenzene	ND		ug/L	2.0	1.0	1	06/12/23	06/12/23 15:26	LL
Bromochloromethane	ND		ug/L	2.0	1.0	1	06/12/23	06/12/23 15:26	LL
Bromodichloromethane	ND		ug/L	2.0	1.0	1	06/12/23	06/12/23 15:26	LL
Bromoform	ND		ug/L	2.0	1.0	1	06/12/23	06/12/23 15:26	LL
Bromomethane	ND		ug/L	5.0	5.0	1	06/12/23	06/12/23 15:26	LL
tert-Butanol (TBA)	ND		ug/L	15.0	15.0	1	06/12/23	06/12/23 15:26	LL
2-Butanone (MEK)	ND		ug/L	10.0	10.0	1	06/12/23	06/12/23 15:26	LL
n-Butylbenzene	ND		ug/L	2.0	1.0	1	06/12/23	06/12/23 15:26	LL
sec-Butylbenzene	ND		ug/L	2.0	1.0	1	06/12/23	06/12/23 15:26	LL
tert-Butylbenzene	ND		ug/L	2.0	1.0	1	06/12/23	06/12/23 15:26	LL
Carbon disulfide	ND		ug/L	2.0	1.0	1	06/12/23	06/12/23 15:26	LL
Carbon tetrachloride	ND		ug/L	2.0	1.0	1	06/12/23	06/12/23 15:26	LL
Chlorobenzene	ND		ug/L	2.0	1.0	1	06/12/23	06/12/23 15:26	LL
Chloroethane	ND		ug/L	5.0	5.0	1	06/12/23	06/12/23 15:26	LL
Chloroform	ND		ug/L	2.0	1.0	1	06/12/23	06/12/23 15:26	LL
Chloromethane	ND		ug/L	5.0	5.0	1	06/12/23	06/12/23 15:26	LL
2-Chlorotoluene	ND		ug/L	2.0	1.0	1	06/12/23	06/12/23 15:26	LL
4-Chlorotoluene	ND		ug/L	2.0	1.0	1	06/12/23	06/12/23 15:26	LL
Dibromochloromethane	ND		ug/L	2.0	1.0	1	06/12/23	06/12/23 15:26	LL
1,2-Dibromo-3-chloropropane	ND		ug/L	2.0	1.0	1	06/12/23	06/12/23 15:26	LL
1,2-Dibromoethane (EDB)	ND		ug/L	2.0	1.0	1	06/12/23	06/12/23 15:26	LL
Dibromomethane	ND		ug/L	2.0	1.0	1	06/12/23	06/12/23 15:26	LL
1,2-Dichlorobenzene	ND		ug/L	2.0	1.0	1	06/12/23	06/12/23 15:26	LL
1,3-Dichlorobenzene	ND		ug/L	2.0	1.0	1	06/12/23	06/12/23 15:26	LL
1,4-Dichlorobenzene	ND		ug/L	2.0	1.0	1	06/12/23	06/12/23 15:26	LL
Dichlorodifluoromethane	ND		ug/L	2.0	1.0	1	06/12/23	06/12/23 15:26	LL
1,1-Dichloroethane	ND		ug/L	2.0	1.0	1	06/12/23	06/12/23 15:26	LL
1,2-Dichloroethane	ND		ug/L	2.0	1.0	1	06/12/23	06/12/23 15:26	LL



The results in this report apply to the samples analyzed in accordance with the chain of custody document. This analytical report must be reproduced in its entirety.

Rabecka Koons, Quality Assurance Officer

Project: GEORGE'S DELI & GAS

Project Number: CG-08-0348
Project Manager: Kevin Howard

Reported:
06/15/23 13:37

MW-7B

3060617-06 (Nonpotable Water)
Sampled on: 06/05/23 09:15

Analyte	Result	Notes	Units	Reporting Limit (MRL)	Detection Limit (LOD)	Dilution	Prepared	Analyzed	Analyst
Volatile Organics by EPA 8260B (GC/MS) Prepared by GCMS-WATER-VOLATILES (continued)									
1,1-Dichloroethene	ND		ug/L	2.0	1.0	1	06/12/23	06/12/23 15:26	LL
cis-1,2-Dichloroethene	ND		ug/L	2.0	1.0	1	06/12/23	06/12/23 15:26	LL
trans-1,2-Dichloroethene	ND		ug/L	2.0	1.0	1	06/12/23	06/12/23 15:26	LL
Dichlorofluoromethane	ND		ug/L	2.0	1.0	1	06/12/23	06/12/23 15:26	LL
1,2-Dichloropropane	ND		ug/L	2.0	1.0	1	06/12/23	06/12/23 15:26	LL
1,3-Dichloropropane	ND		ug/L	2.0	1.0	1	06/12/23	06/12/23 15:26	LL
2,2-Dichloropropane	ND		ug/L	2.0	1.0	1	06/12/23	06/12/23 15:26	LL
1,1-Dichloropropene	ND		ug/L	2.0	1.0	1	06/12/23	06/12/23 15:26	LL
cis-1,3-Dichloropropene	ND		ug/L	2.0	1.0	1	06/12/23	06/12/23 15:26	LL
trans-1,3-Dichloropropene	ND		ug/L	2.0	1.0	1	06/12/23	06/12/23 15:26	LL
Diisopropyl ether (DIPE)	ND		ug/L	2.0	1.0	1	06/12/23	06/12/23 15:26	LL
Ethyl tert-butyl ether (ETBE)	ND		ug/L	2.0	1.0	1	06/12/23	06/12/23 15:26	LL
Ethylbenzene	ND		ug/L	2.0	1.0	1	06/12/23	06/12/23 15:26	LL
Hexachlorobutadiene	ND		ug/L	2.0	1.0	1	06/12/23	06/12/23 15:26	LL
2-Hexanone	ND		ug/L	10.0	10.0	1	06/12/23	06/12/23 15:26	LL
Isopropylbenzene (Cumene)	ND		ug/L	2.0	1.0	1	06/12/23	06/12/23 15:26	LL
4-Isopropyltoluene	ND		ug/L	2.0	1.0	1	06/12/23	06/12/23 15:26	LL
Methyl tert-butyl ether (MTBE)	ND		ug/L	2.0	1.0	1	06/12/23	06/12/23 15:26	LL
4-Methyl-2-pentanone	ND		ug/L	10.0	10.0	1	06/12/23	06/12/23 15:26	LL
Methylene chloride	ND		ug/L	10.0	5.0	1	06/12/23	06/12/23 15:26	LL
Naphthalene	ND		ug/L	2.0	2.0	1	06/12/23	06/12/23 15:26	LL
n-Propylbenzene	ND		ug/L	2.0	1.0	1	06/12/23	06/12/23 15:26	LL
Styrene	ND		ug/L	2.0	1.0	1	06/12/23	06/12/23 15:26	LL
1,1,1,2-Tetrachloroethane	ND		ug/L	2.0	1.0	1	06/12/23	06/12/23 15:26	LL
1,1,2,2-Tetrachloroethane	ND		ug/L	2.0	1.0	1	06/12/23	06/12/23 15:26	LL
Tetrachloroethene	ND		ug/L	2.0	1.0	1	06/12/23	06/12/23 15:26	LL
Toluene	ND		ug/L	2.0	1.0	1	06/12/23	06/12/23 15:26	LL
1,2,3-Trichlorobenzene	ND		ug/L	2.0	1.0	1	06/12/23	06/12/23 15:26	LL
1,2,4-Trichlorobenzene	ND		ug/L	2.0	1.0	1	06/12/23	06/12/23 15:26	LL
1,1,1-Trichloroethane	ND		ug/L	2.0	1.0	1	06/12/23	06/12/23 15:26	LL
1,1,2-Trichloroethane	ND		ug/L	2.0	1.0	1	06/12/23	06/12/23 15:26	LL
Trichloroethene	ND		ug/L	2.0	1.0	1	06/12/23	06/12/23 15:26	LL

Rabecka Koons

The results in this report apply to the samples analyzed in accordance with the chain of custody document. This analytical report must be reproduced in its entirety.

Rabecka Koons, Quality Assurance Officer

1500 Caton Center Dr Suite G
Baltimore MD 21227
410-247-7600
www.mdspectral.com
MD DW LabID 153

Project: GEORGE'S DELI & GAS

Project Number: CG-08-0348
Project Manager: Kevin Howard

Reported:
06/15/23 13:37

MW-7B

3060617-06 (Nonpotable Water)
Sampled on: 06/05/23 09:15

Analyte	Result	Notes	Units	Reporting Limit (MRL)	Detection Limit (LOD)	Dilution	Prepared	Analyzed	Analyst
Volatile Organics by EPA 8260B (GC/MS) Prepared by GCMS-WATER-VOLATILES (continued)									
Trichlorofluoromethane (Freon 11)	ND		ug/L	2.0	1.0	1	06/12/23	06/12/23 15:26	LL
1,2,3-Trichloropropane	ND		ug/L	2.0	1.0	1	06/12/23	06/12/23 15:26	LL
1,2,4-Trimethylbenzene	ND		ug/L	2.0	1.0	1	06/12/23	06/12/23 15:26	LL
1,3,5-Trimethylbenzene	ND		ug/L	2.0	1.0	1	06/12/23	06/12/23 15:26	LL
Vinyl chloride	ND		ug/L	2.0	1.0	1	06/12/23	06/12/23 15:26	LL
o-Xylene	ND		ug/L	2.0	1.0	1	06/12/23	06/12/23 15:26	LL
m- & p-Xylenes	ND		ug/L	2.0	1.0	1	06/12/23	06/12/23 15:26	LL
<i>Surrogate: 1,2-Dichloroethane-d4</i>			70-130	104 %	06/12/23		06/12/23 15:26		
<i>Surrogate: Toluene-d8</i>			75-120	93 %	06/12/23		06/12/23 15:26		
<i>Surrogate: 4-Bromofluorobenzene</i>			75-120	97 %	06/12/23		06/12/23 15:26		



Rabecka Koons, Quality Assurance Officer

The results in this report apply to the samples analyzed in accordance with the chain of custody document. This analytical report must be reproduced in its entirety.

Project: GEORGE'S DELI & GAS

Project Number: CG-08-0348

Project Manager: Kevin Howard

Reported:

06/15/23 13:37

MW-7R

3060617-07 (Nonpotable Water)

Sampled on: 06/05/23 10:15

Analyte	Result	Notes	Units	Reporting Limit (MRL)	Detection Limit (LOD)	Dilution	Prepared	Analyzed	Analyst
Volatile Organics by EPA 8260B (GC/MS) Prepared by GCMS-WATER-VOLATILES									
Acetone	ND		ug/L	10.0	10.0	1	06/12/23	06/12/23 15:51	LL
tert-Amyl alcohol (TAA)	ND		ug/L	20.0	20.0	1	06/12/23	06/12/23 15:51	LL
tert-Amyl methyl ether (TAME)	ND		ug/L	2.0	1.0	1	06/12/23	06/12/23 15:51	LL
Benzene	ND		ug/L	2.0	1.0	1	06/12/23	06/12/23 15:51	LL
Bromobenzene	ND		ug/L	2.0	1.0	1	06/12/23	06/12/23 15:51	LL
Bromochloromethane	ND		ug/L	2.0	1.0	1	06/12/23	06/12/23 15:51	LL
Bromodichloromethane	ND		ug/L	2.0	1.0	1	06/12/23	06/12/23 15:51	LL
Bromoform	ND		ug/L	2.0	1.0	1	06/12/23	06/12/23 15:51	LL
Bromomethane	ND		ug/L	5.0	5.0	1	06/12/23	06/12/23 15:51	LL
tert-Butanol (TBA)	ND		ug/L	15.0	15.0	1	06/12/23	06/12/23 15:51	LL
2-Butanone (MEK)	ND		ug/L	10.0	10.0	1	06/12/23	06/12/23 15:51	LL
n-Butylbenzene	ND		ug/L	2.0	1.0	1	06/12/23	06/12/23 15:51	LL
sec-Butylbenzene	ND		ug/L	2.0	1.0	1	06/12/23	06/12/23 15:51	LL
tert-Butylbenzene	ND		ug/L	2.0	1.0	1	06/12/23	06/12/23 15:51	LL
Carbon disulfide	ND		ug/L	2.0	1.0	1	06/12/23	06/12/23 15:51	LL
Carbon tetrachloride	ND		ug/L	2.0	1.0	1	06/12/23	06/12/23 15:51	LL
Chlorobenzene	ND		ug/L	2.0	1.0	1	06/12/23	06/12/23 15:51	LL
Chloroethane	ND		ug/L	5.0	5.0	1	06/12/23	06/12/23 15:51	LL
Chloroform	ND		ug/L	2.0	1.0	1	06/12/23	06/12/23 15:51	LL
Chloromethane	ND		ug/L	5.0	5.0	1	06/12/23	06/12/23 15:51	LL
2-Chlorotoluene	ND		ug/L	2.0	1.0	1	06/12/23	06/12/23 15:51	LL
4-Chlorotoluene	ND		ug/L	2.0	1.0	1	06/12/23	06/12/23 15:51	LL
Dibromochloromethane	ND		ug/L	2.0	1.0	1	06/12/23	06/12/23 15:51	LL
1,2-Dibromo-3-chloropropane	ND		ug/L	2.0	1.0	1	06/12/23	06/12/23 15:51	LL
1,2-Dibromoethane (EDB)	ND		ug/L	2.0	1.0	1	06/12/23	06/12/23 15:51	LL
Dibromomethane	ND		ug/L	2.0	1.0	1	06/12/23	06/12/23 15:51	LL
1,2-Dichlorobenzene	ND		ug/L	2.0	1.0	1	06/12/23	06/12/23 15:51	LL
1,3-Dichlorobenzene	ND		ug/L	2.0	1.0	1	06/12/23	06/12/23 15:51	LL
1,4-Dichlorobenzene	ND		ug/L	2.0	1.0	1	06/12/23	06/12/23 15:51	LL
Dichlorodifluoromethane	ND		ug/L	2.0	1.0	1	06/12/23	06/12/23 15:51	LL
1,1-Dichloroethane	ND		ug/L	2.0	1.0	1	06/12/23	06/12/23 15:51	LL
1,2-Dichloroethane	ND		ug/L	2.0	1.0	1	06/12/23	06/12/23 15:51	LL



Rabecka Koons, Quality Assurance Officer

The results in this report apply to the samples analyzed in accordance with the chain of custody document. This analytical report must be reproduced in its entirety.

Project: GEORGE'S DELI & GAS

Project Number: CG-08-0348
Project Manager: Kevin Howard

Reported:
06/15/23 13:37

MW-7R

3060617-07 (Nonpotable Water)
Sampled on: 06/05/23 10:15

Analyte	Result	Notes	Units	Reporting Limit (MRL)	Detection Limit (LOD)	Dilution	Prepared	Analyzed	Analyst
Volatile Organics by EPA 8260B (GC/MS) Prepared by GCMS-WATER-VOLATILES (continued)									
1,1-Dichloroethene	ND		ug/L	2.0	1.0	1	06/12/23	06/12/23 15:51	LL
cis-1,2-Dichloroethene	ND		ug/L	2.0	1.0	1	06/12/23	06/12/23 15:51	LL
trans-1,2-Dichloroethene	ND		ug/L	2.0	1.0	1	06/12/23	06/12/23 15:51	LL
Dichlorofluoromethane	ND		ug/L	2.0	1.0	1	06/12/23	06/12/23 15:51	LL
1,2-Dichloropropane	ND		ug/L	2.0	1.0	1	06/12/23	06/12/23 15:51	LL
1,3-Dichloropropane	ND		ug/L	2.0	1.0	1	06/12/23	06/12/23 15:51	LL
2,2-Dichloropropane	ND		ug/L	2.0	1.0	1	06/12/23	06/12/23 15:51	LL
1,1-Dichloropropene	ND		ug/L	2.0	1.0	1	06/12/23	06/12/23 15:51	LL
cis-1,3-Dichloropropene	ND		ug/L	2.0	1.0	1	06/12/23	06/12/23 15:51	LL
trans-1,3-Dichloropropene	ND		ug/L	2.0	1.0	1	06/12/23	06/12/23 15:51	LL
Diisopropyl ether (DIPE)	ND		ug/L	2.0	1.0	1	06/12/23	06/12/23 15:51	LL
Ethyl tert-butyl ether (ETBE)	ND		ug/L	2.0	1.0	1	06/12/23	06/12/23 15:51	LL
Ethylbenzene	ND		ug/L	2.0	1.0	1	06/12/23	06/12/23 15:51	LL
Hexachlorobutadiene	ND		ug/L	2.0	1.0	1	06/12/23	06/12/23 15:51	LL
2-Hexanone	ND		ug/L	10.0	10.0	1	06/12/23	06/12/23 15:51	LL
Isopropylbenzene (Cumene)	ND		ug/L	2.0	1.0	1	06/12/23	06/12/23 15:51	LL
4-Isopropyltoluene	ND		ug/L	2.0	1.0	1	06/12/23	06/12/23 15:51	LL
Methyl tert-butyl ether (MTBE)	ND		ug/L	2.0	1.0	1	06/12/23	06/12/23 15:51	LL
4-Methyl-2-pentanone	ND		ug/L	10.0	10.0	1	06/12/23	06/12/23 15:51	LL
Methylene chloride	ND		ug/L	10.0	5.0	1	06/12/23	06/12/23 15:51	LL
Naphthalene	ND		ug/L	2.0	2.0	1	06/12/23	06/12/23 15:51	LL
n-Propylbenzene	ND		ug/L	2.0	1.0	1	06/12/23	06/12/23 15:51	LL
Styrene	ND		ug/L	2.0	1.0	1	06/12/23	06/12/23 15:51	LL
1,1,1,2-Tetrachloroethane	ND		ug/L	2.0	1.0	1	06/12/23	06/12/23 15:51	LL
1,1,2,2-Tetrachloroethane	ND		ug/L	2.0	1.0	1	06/12/23	06/12/23 15:51	LL
Tetrachloroethene	ND		ug/L	2.0	1.0	1	06/12/23	06/12/23 15:51	LL
Toluene	ND		ug/L	2.0	1.0	1	06/12/23	06/12/23 15:51	LL
1,2,3-Trichlorobenzene	ND		ug/L	2.0	1.0	1	06/12/23	06/12/23 15:51	LL
1,2,4-Trichlorobenzene	ND		ug/L	2.0	1.0	1	06/12/23	06/12/23 15:51	LL
1,1,1-Trichloroethane	ND		ug/L	2.0	1.0	1	06/12/23	06/12/23 15:51	LL
1,1,2-Trichloroethane	ND		ug/L	2.0	1.0	1	06/12/23	06/12/23 15:51	LL
Trichloroethene	ND		ug/L	2.0	1.0	1	06/12/23	06/12/23 15:51	LL



Rabecka Koons, Quality Assurance Officer

The results in this report apply to the samples analyzed in accordance with the chain of custody document. This analytical report must be reproduced in its entirety.

1500 Caton Center Dr Suite G
Baltimore MD 21227
410-247-7600
www.mdspectral.com
MD DW LabID 153

Project: GEORGE'S DELI & GAS

Project Number: CG-08-0348
Project Manager: Kevin Howard

Reported:
06/15/23 13:37

MW-7R

3060617-07 (Nonpotable Water)
Sampled on: 06/05/23 10:15

Analyte	Result	Notes	Units	Reporting Limit (MRL)	Detection Limit (LOD)	Dilution	Prepared	Analyzed	Analyst
Volatile Organics by EPA 8260B (GC/MS) Prepared by GCMS-WATER-VOLATILES (continued)									
Trichlorofluoromethane (Freon 11)	ND		ug/L	2.0	1.0	1	06/12/23	06/12/23 15:51	LL
1,2,3-Trichloropropane	ND		ug/L	2.0	1.0	1	06/12/23	06/12/23 15:51	LL
1,2,4-Trimethylbenzene	ND		ug/L	2.0	1.0	1	06/12/23	06/12/23 15:51	LL
1,3,5-Trimethylbenzene	ND		ug/L	2.0	1.0	1	06/12/23	06/12/23 15:51	LL
Vinyl chloride	ND		ug/L	2.0	1.0	1	06/12/23	06/12/23 15:51	LL
o-Xylene	ND		ug/L	2.0	1.0	1	06/12/23	06/12/23 15:51	LL
m- & p-Xylenes	ND		ug/L	2.0	1.0	1	06/12/23	06/12/23 15:51	LL
Surrogate: 1,2-Dichloroethane-d4			70-130	106 %	06/12/23		06/12/23 15:51		
Surrogate: Toluene-d8			75-120	94 %	06/12/23		06/12/23 15:51		
Surrogate: 4-Bromofluorobenzene			75-120	99 %	06/12/23		06/12/23 15:51		



Rabecka Koons, Quality Assurance Officer

The results in this report apply to the samples analyzed in accordance with the chain of custody document. This analytical report must be reproduced in its entirety.

Project: GEORGE'S DELI & GAS

Project Number: CG-08-0348
Project Manager: Kevin Howard

Reported:
06/15/23 13:37

MW-7A

3060617-08 (Nonpotable Water)
Sampled on: 06/05/23 11:10

Analyte	Result	Notes	Units	Reporting Limit (MRL)	Detection Limit (LOD)	Dilution	Prepared	Analyzed	Analyst
Volatile Organics by EPA 8260B (GC/MS) Prepared by GCMS-WATER-VOLATILES									
Acetone	ND		ug/L	10.0	10.0	1	06/12/23	06/12/23 16:16	LL
tert-Amyl alcohol (TAA)	ND		ug/L	20.0	20.0	1	06/12/23	06/12/23 16:16	LL
tert-Amyl methyl ether (TAME)	ND		ug/L	2.0	1.0	1	06/12/23	06/12/23 16:16	LL
Benzene	ND		ug/L	2.0	1.0	1	06/12/23	06/12/23 16:16	LL
Bromobenzene	ND		ug/L	2.0	1.0	1	06/12/23	06/12/23 16:16	LL
Bromochloromethane	ND		ug/L	2.0	1.0	1	06/12/23	06/12/23 16:16	LL
Bromodichloromethane	ND		ug/L	2.0	1.0	1	06/12/23	06/12/23 16:16	LL
Bromoform	ND		ug/L	2.0	1.0	1	06/12/23	06/12/23 16:16	LL
Bromomethane	ND		ug/L	5.0	5.0	1	06/12/23	06/12/23 16:16	LL
tert-Butanol (TBA)	ND		ug/L	15.0	15.0	1	06/12/23	06/12/23 16:16	LL
2-Butanone (MEK)	ND		ug/L	10.0	10.0	1	06/12/23	06/12/23 16:16	LL
n-Butylbenzene	ND		ug/L	2.0	1.0	1	06/12/23	06/12/23 16:16	LL
sec-Butylbenzene	ND		ug/L	2.0	1.0	1	06/12/23	06/12/23 16:16	LL
tert-Butylbenzene	ND		ug/L	2.0	1.0	1	06/12/23	06/12/23 16:16	LL
Carbon disulfide	ND		ug/L	2.0	1.0	1	06/12/23	06/12/23 16:16	LL
Carbon tetrachloride	ND		ug/L	2.0	1.0	1	06/12/23	06/12/23 16:16	LL
Chlorobenzene	ND		ug/L	2.0	1.0	1	06/12/23	06/12/23 16:16	LL
Chloroethane	ND		ug/L	5.0	5.0	1	06/12/23	06/12/23 16:16	LL
Chloroform	ND		ug/L	2.0	1.0	1	06/12/23	06/12/23 16:16	LL
Chloromethane	ND		ug/L	5.0	5.0	1	06/12/23	06/12/23 16:16	LL
2-Chlorotoluene	ND		ug/L	2.0	1.0	1	06/12/23	06/12/23 16:16	LL
4-Chlorotoluene	ND		ug/L	2.0	1.0	1	06/12/23	06/12/23 16:16	LL
Dibromochloromethane	ND		ug/L	2.0	1.0	1	06/12/23	06/12/23 16:16	LL
1,2-Dibromo-3-chloropropane	ND		ug/L	2.0	1.0	1	06/12/23	06/12/23 16:16	LL
1,2-Dibromoethane (EDB)	ND		ug/L	2.0	1.0	1	06/12/23	06/12/23 16:16	LL
Dibromomethane	ND		ug/L	2.0	1.0	1	06/12/23	06/12/23 16:16	LL
1,2-Dichlorobenzene	ND		ug/L	2.0	1.0	1	06/12/23	06/12/23 16:16	LL
1,3-Dichlorobenzene	ND		ug/L	2.0	1.0	1	06/12/23	06/12/23 16:16	LL
1,4-Dichlorobenzene	ND		ug/L	2.0	1.0	1	06/12/23	06/12/23 16:16	LL
Dichlorodifluoromethane	ND		ug/L	2.0	1.0	1	06/12/23	06/12/23 16:16	LL
1,1-Dichloroethane	ND		ug/L	2.0	1.0	1	06/12/23	06/12/23 16:16	LL
1,2-Dichloroethane	ND		ug/L	2.0	1.0	1	06/12/23	06/12/23 16:16	LL

Rabecka Koons

The results in this report apply to the samples analyzed in accordance with the chain of custody document. This analytical report must be reproduced in its entirety.

Rabecka Koons, Quality Assurance Officer

Project: GEORGE'S DELI & GAS

Project Number: CG-08-0348
Project Manager: Kevin Howard

Reported:
06/15/23 13:37

MW-7A

3060617-08 (Nonpotable Water)
Sampled on: 06/05/23 11:10

Analyte	Result	Notes	Units	Reporting Limit (MRL)	Detection Limit (LOD)	Dilution	Prepared	Analyzed	Analyst
Volatile Organics by EPA 8260B (GC/MS) Prepared by GCMS-WATER-VOLATILES (continued)									
1,1-Dichloroethene	ND		ug/L	2.0	1.0	1	06/12/23	06/12/23 16:16	LL
cis-1,2-Dichloroethene	ND		ug/L	2.0	1.0	1	06/12/23	06/12/23 16:16	LL
trans-1,2-Dichloroethene	ND		ug/L	2.0	1.0	1	06/12/23	06/12/23 16:16	LL
Dichlorofluoromethane	ND		ug/L	2.0	1.0	1	06/12/23	06/12/23 16:16	LL
1,2-Dichloropropane	ND		ug/L	2.0	1.0	1	06/12/23	06/12/23 16:16	LL
1,3-Dichloropropane	ND		ug/L	2.0	1.0	1	06/12/23	06/12/23 16:16	LL
2,2-Dichloropropane	ND		ug/L	2.0	1.0	1	06/12/23	06/12/23 16:16	LL
1,1-Dichloropropene	ND		ug/L	2.0	1.0	1	06/12/23	06/12/23 16:16	LL
cis-1,3-Dichloropropene	ND		ug/L	2.0	1.0	1	06/12/23	06/12/23 16:16	LL
trans-1,3-Dichloropropene	ND		ug/L	2.0	1.0	1	06/12/23	06/12/23 16:16	LL
Diisopropyl ether (DIPE)	ND		ug/L	2.0	1.0	1	06/12/23	06/12/23 16:16	LL
Ethyl tert-butyl ether (ETBE)	ND		ug/L	2.0	1.0	1	06/12/23	06/12/23 16:16	LL
Ethylbenzene	ND		ug/L	2.0	1.0	1	06/12/23	06/12/23 16:16	LL
Hexachlorobutadiene	ND		ug/L	2.0	1.0	1	06/12/23	06/12/23 16:16	LL
2-Hexanone	ND		ug/L	10.0	10.0	1	06/12/23	06/12/23 16:16	LL
Isopropylbenzene (Cumene)	ND		ug/L	2.0	1.0	1	06/12/23	06/12/23 16:16	LL
4-Isopropyltoluene	ND		ug/L	2.0	1.0	1	06/12/23	06/12/23 16:16	LL
Methyl tert-butyl ether (MTBE)	ND		ug/L	2.0	1.0	1	06/12/23	06/12/23 16:16	LL
4-Methyl-2-pentanone	ND		ug/L	10.0	10.0	1	06/12/23	06/12/23 16:16	LL
Methylene chloride	ND		ug/L	10.0	5.0	1	06/12/23	06/12/23 16:16	LL
Naphthalene	ND		ug/L	2.0	2.0	1	06/12/23	06/12/23 16:16	LL
n-Propylbenzene	ND		ug/L	2.0	1.0	1	06/12/23	06/12/23 16:16	LL
Styrene	ND		ug/L	2.0	1.0	1	06/12/23	06/12/23 16:16	LL
1,1,1,2-Tetrachloroethane	ND		ug/L	2.0	1.0	1	06/12/23	06/12/23 16:16	LL
1,1,2,2-Tetrachloroethane	ND		ug/L	2.0	1.0	1	06/12/23	06/12/23 16:16	LL
Tetrachloroethene	ND		ug/L	2.0	1.0	1	06/12/23	06/12/23 16:16	LL
Toluene	ND		ug/L	2.0	1.0	1	06/12/23	06/12/23 16:16	LL
1,2,3-Trichlorobenzene	ND		ug/L	2.0	1.0	1	06/12/23	06/12/23 16:16	LL
1,2,4-Trichlorobenzene	ND		ug/L	2.0	1.0	1	06/12/23	06/12/23 16:16	LL
1,1,1-Trichloroethane	ND		ug/L	2.0	1.0	1	06/12/23	06/12/23 16:16	LL
1,1,2-Trichloroethane	ND		ug/L	2.0	1.0	1	06/12/23	06/12/23 16:16	LL
Trichloroethene	ND		ug/L	2.0	1.0	1	06/12/23	06/12/23 16:16	LL



Rabecka Koons, Quality Assurance Officer

The results in this report apply to the samples analyzed in accordance with the chain of custody document. This analytical report must be reproduced in its entirety.

1500 Caton Center Dr Suite G
Baltimore MD 21227
410-247-7600
www.mdspectral.com
MD DW LabID 153

Project: GEORGE'S DELI & GAS

Project Number: CG-08-0348
Project Manager: Kevin Howard

Reported:
06/15/23 13:37

MW-7A

3060617-08 (Nonpotable Water)
Sampled on: 06/05/23 11:10

Analyte	Result	Notes	Units	Reporting Limit (MRL)	Detection Limit (LOD)	Dilution	Prepared	Analyzed	Analyst
Volatile Organics by EPA 8260B (GC/MS) Prepared by GCMS-WATER-VOLATILES (continued)									
Trichlorofluoromethane (Freon 11)	ND		ug/L	2.0	1.0	1	06/12/23	06/12/23 16:16	LL
1,2,3-Trichloropropane	ND		ug/L	2.0	1.0	1	06/12/23	06/12/23 16:16	LL
1,2,4-Trimethylbenzene	ND		ug/L	2.0	1.0	1	06/12/23	06/12/23 16:16	LL
1,3,5-Trimethylbenzene	ND		ug/L	2.0	1.0	1	06/12/23	06/12/23 16:16	LL
Vinyl chloride	ND		ug/L	2.0	1.0	1	06/12/23	06/12/23 16:16	LL
o-Xylene	ND		ug/L	2.0	1.0	1	06/12/23	06/12/23 16:16	LL
m- & p-Xylenes	ND		ug/L	2.0	1.0	1	06/12/23	06/12/23 16:16	LL
<i>Surrogate: 1,2-Dichloroethane-d4</i>			70-130	101 %	06/12/23		06/12/23 16:16		
<i>Surrogate: Toluene-d8</i>			75-120	94 %	06/12/23		06/12/23 16:16		
<i>Surrogate: 4-Bromofluorobenzene</i>			75-120	99 %	06/12/23		06/12/23 16:16		



Rabecka Koons, Quality Assurance Officer

The results in this report apply to the samples analyzed in accordance with the chain of custody document. This analytical report must be reproduced in its entirety.

Project: GEORGE'S DELI & GAS

Project Number: CG-08-0348
Project Manager: Kevin Howard

Reported:
06/15/23 13:37

MW-2

3060617-09 (Nonpotable Water)
Sampled on: 06/05/23 12:25

Analyte	Result	Notes	Units	Reporting Limit (MRL)	Detection Limit (LOD)	Dilution	Prepared	Analyzed	Analyst
Volatile Organics by EPA 8260B (GC/MS) Prepared by GCMS-WATER-VOLATILES									
Acetone	ND		ug/L	10.0	10.0	1	06/12/23	06/12/23 16:41	LL
tert-Amyl alcohol (TAA)	ND		ug/L	20.0	20.0	1	06/12/23	06/12/23 16:41	LL
tert-Amyl methyl ether (TAME)	ND		ug/L	2.0	1.0	1	06/12/23	06/12/23 16:41	LL
Benzene	ND		ug/L	2.0	1.0	1	06/12/23	06/12/23 16:41	LL
Bromobenzene	ND		ug/L	2.0	1.0	1	06/12/23	06/12/23 16:41	LL
Bromochloromethane	ND		ug/L	2.0	1.0	1	06/12/23	06/12/23 16:41	LL
Bromodichloromethane	ND		ug/L	2.0	1.0	1	06/12/23	06/12/23 16:41	LL
Bromoform	ND		ug/L	2.0	1.0	1	06/12/23	06/12/23 16:41	LL
Bromomethane	ND		ug/L	5.0	5.0	1	06/12/23	06/12/23 16:41	LL
tert-Butanol (TBA)	ND		ug/L	15.0	15.0	1	06/12/23	06/12/23 16:41	LL
2-Butanone (MEK)	ND		ug/L	10.0	10.0	1	06/12/23	06/12/23 16:41	LL
n-Butylbenzene	ND		ug/L	2.0	1.0	1	06/12/23	06/12/23 16:41	LL
sec-Butylbenzene	ND		ug/L	2.0	1.0	1	06/12/23	06/12/23 16:41	LL
tert-Butylbenzene	ND		ug/L	2.0	1.0	1	06/12/23	06/12/23 16:41	LL
Carbon disulfide	ND		ug/L	2.0	1.0	1	06/12/23	06/12/23 16:41	LL
Carbon tetrachloride	ND		ug/L	2.0	1.0	1	06/12/23	06/12/23 16:41	LL
Chlorobenzene	ND		ug/L	2.0	1.0	1	06/12/23	06/12/23 16:41	LL
Chloroethane	ND		ug/L	5.0	5.0	1	06/12/23	06/12/23 16:41	LL
Chloroform	ND		ug/L	2.0	1.0	1	06/12/23	06/12/23 16:41	LL
Chloromethane	ND		ug/L	5.0	5.0	1	06/12/23	06/12/23 16:41	LL
2-Chlorotoluene	ND		ug/L	2.0	1.0	1	06/12/23	06/12/23 16:41	LL
4-Chlorotoluene	ND		ug/L	2.0	1.0	1	06/12/23	06/12/23 16:41	LL
Dibromochloromethane	ND		ug/L	2.0	1.0	1	06/12/23	06/12/23 16:41	LL
1,2-Dibromo-3-chloropropane	ND		ug/L	2.0	1.0	1	06/12/23	06/12/23 16:41	LL
1,2-Dibromoethane (EDB)	ND		ug/L	2.0	1.0	1	06/12/23	06/12/23 16:41	LL
Dibromomethane	ND		ug/L	2.0	1.0	1	06/12/23	06/12/23 16:41	LL
1,2-Dichlorobenzene	ND		ug/L	2.0	1.0	1	06/12/23	06/12/23 16:41	LL
1,3-Dichlorobenzene	ND		ug/L	2.0	1.0	1	06/12/23	06/12/23 16:41	LL
1,4-Dichlorobenzene	ND		ug/L	2.0	1.0	1	06/12/23	06/12/23 16:41	LL
Dichlorodifluoromethane	ND		ug/L	2.0	1.0	1	06/12/23	06/12/23 16:41	LL
1,1-Dichloroethane	ND		ug/L	2.0	1.0	1	06/12/23	06/12/23 16:41	LL
1,2-Dichloroethane	ND		ug/L	2.0	1.0	1	06/12/23	06/12/23 16:41	LL

Rabecka Koons

The results in this report apply to the samples analyzed in accordance with the chain of custody document. This analytical report must be reproduced in its entirety.

Rabecka Koons, Quality Assurance Officer

Project: GEORGE'S DELI & GAS

Project Number: CG-08-0348
Project Manager: Kevin Howard

Reported:
06/15/23 13:37

MW-2

3060617-09 (Nonpotable Water)
Sampled on: 06/05/23 12:25

Analyte	Result	Notes	Units	Reporting Limit (MRL)	Detection Limit (LOD)	Dilution	Prepared	Analyzed	Analyst
Volatile Organics by EPA 8260B (GC/MS) Prepared by GCMS-WATER-VOLATILES (continued)									
1,1-Dichloroethene	ND		ug/L	2.0	1.0	1	06/12/23	06/12/23 16:41	LL
cis-1,2-Dichloroethene	ND		ug/L	2.0	1.0	1	06/12/23	06/12/23 16:41	LL
trans-1,2-Dichloroethene	ND		ug/L	2.0	1.0	1	06/12/23	06/12/23 16:41	LL
Dichlorofluoromethane	ND		ug/L	2.0	1.0	1	06/12/23	06/12/23 16:41	LL
1,2-Dichloropropane	ND		ug/L	2.0	1.0	1	06/12/23	06/12/23 16:41	LL
1,3-Dichloropropane	ND		ug/L	2.0	1.0	1	06/12/23	06/12/23 16:41	LL
2,2-Dichloropropane	ND		ug/L	2.0	1.0	1	06/12/23	06/12/23 16:41	LL
1,1-Dichloropropene	ND		ug/L	2.0	1.0	1	06/12/23	06/12/23 16:41	LL
cis-1,3-Dichloropropene	ND		ug/L	2.0	1.0	1	06/12/23	06/12/23 16:41	LL
trans-1,3-Dichloropropene	ND		ug/L	2.0	1.0	1	06/12/23	06/12/23 16:41	LL
Diisopropyl ether (DIPE)	ND		ug/L	2.0	1.0	1	06/12/23	06/12/23 16:41	LL
Ethyl tert-butyl ether (ETBE)	ND		ug/L	2.0	1.0	1	06/12/23	06/12/23 16:41	LL
Ethylbenzene	ND		ug/L	2.0	1.0	1	06/12/23	06/12/23 16:41	LL
Hexachlorobutadiene	ND		ug/L	2.0	1.0	1	06/12/23	06/12/23 16:41	LL
2-Hexanone	ND		ug/L	10.0	10.0	1	06/12/23	06/12/23 16:41	LL
Isopropylbenzene (Cumene)	ND		ug/L	2.0	1.0	1	06/12/23	06/12/23 16:41	LL
4-Isopropyltoluene	ND		ug/L	2.0	1.0	1	06/12/23	06/12/23 16:41	LL
Methyl tert-butyl ether (MTBE)	29.6		ug/L	2.0	1.0	1	06/12/23	06/12/23 16:41	LL
4-Methyl-2-pentanone	ND		ug/L	10.0	10.0	1	06/12/23	06/12/23 16:41	LL
Methylene chloride	ND		ug/L	10.0	5.0	1	06/12/23	06/12/23 16:41	LL
Naphthalene	ND		ug/L	2.0	2.0	1	06/12/23	06/12/23 16:41	LL
n-Propylbenzene	ND		ug/L	2.0	1.0	1	06/12/23	06/12/23 16:41	LL
Styrene	ND		ug/L	2.0	1.0	1	06/12/23	06/12/23 16:41	LL
1,1,1,2-Tetrachloroethane	ND		ug/L	2.0	1.0	1	06/12/23	06/12/23 16:41	LL
1,1,2,2-Tetrachloroethane	ND		ug/L	2.0	1.0	1	06/12/23	06/12/23 16:41	LL
Tetrachloroethene	ND		ug/L	2.0	1.0	1	06/12/23	06/12/23 16:41	LL
Toluene	ND		ug/L	2.0	1.0	1	06/12/23	06/12/23 16:41	LL
1,2,3-Trichlorobenzene	ND		ug/L	2.0	1.0	1	06/12/23	06/12/23 16:41	LL
1,2,4-Trichlorobenzene	ND		ug/L	2.0	1.0	1	06/12/23	06/12/23 16:41	LL
1,1,1-Trichloroethane	ND		ug/L	2.0	1.0	1	06/12/23	06/12/23 16:41	LL
1,1,2-Trichloroethane	ND		ug/L	2.0	1.0	1	06/12/23	06/12/23 16:41	LL
Trichloroethene	ND		ug/L	2.0	1.0	1	06/12/23	06/12/23 16:41	LL



Rabecka Koons, Quality Assurance Officer

The results in this report apply to the samples analyzed in accordance with the chain of custody document. This analytical report must be reproduced in its entirety.

1500 Caton Center Dr Suite G
Baltimore MD 21227
410-247-7600
www.mdspectral.com
MD DW LabID 153

Project: GEORGE'S DELI & GAS

Project Number: CG-08-0348
Project Manager: Kevin Howard

Reported:
06/15/23 13:37

MW-2

3060617-09 (Nonpotable Water)
Sampled on: 06/05/23 12:25

Analyte	Result	Notes	Units	Reporting Limit (MRL)	Detection Limit (LOD)	Dilution	Prepared	Analyzed	Analyst
Volatile Organics by EPA 8260B (GC/MS) Prepared by GCMS-WATER-VOLATILES (continued)									
Trichlorofluoromethane (Freon 11)	ND		ug/L	2.0	1.0	1	06/12/23	06/12/23 16:41	LL
1,2,3-Trichloropropane	ND		ug/L	2.0	1.0	1	06/12/23	06/12/23 16:41	LL
1,2,4-Trimethylbenzene	ND		ug/L	2.0	1.0	1	06/12/23	06/12/23 16:41	LL
1,3,5-Trimethylbenzene	ND		ug/L	2.0	1.0	1	06/12/23	06/12/23 16:41	LL
Vinyl chloride	ND		ug/L	2.0	1.0	1	06/12/23	06/12/23 16:41	LL
o-Xylene	ND		ug/L	2.0	1.0	1	06/12/23	06/12/23 16:41	LL
m- & p-Xylenes	ND		ug/L	2.0	1.0	1	06/12/23	06/12/23 16:41	LL
<i>Surrogate: 1,2-Dichloroethane-d4</i>			70-130	106 %	06/12/23		06/12/23 16:41		
<i>Surrogate: Toluene-d8</i>			75-120	96 %	06/12/23		06/12/23 16:41		
<i>Surrogate: 4-Bromofluorobenzene</i>			75-120	98 %	06/12/23		06/12/23 16:41		



Rabecka Koons, Quality Assurance Officer

The results in this report apply to the samples analyzed in accordance with the chain of custody document. This analytical report must be reproduced in its entirety.

Project: GEORGE'S DELI & GAS

Project Number: CG-08-0348
Project Manager: Kevin Howard

Reported:
06/15/23 13:37

MW-4

3060617-10 (Nonpotable Water)
Sampled on: 06/06/23 09:05

Analyte	Result	Notes	Units	Reporting Limit (MRL)	Detection Limit (LOD)	Dilution	Prepared	Analyzed	Analyst
Volatile Organics by EPA 8260B (GC/MS) Prepared by GCMS-WATER-VOLATILES									
Acetone	ND		ug/L	10.0	10.0	1	06/12/23	06/12/23 17:06	LL
tert-Amyl alcohol (TAA)	ND		ug/L	20.0	20.0	1	06/12/23	06/12/23 17:06	LL
tert-Amyl methyl ether (TAME)	ND		ug/L	2.0	1.0	1	06/12/23	06/12/23 17:06	LL
Benzene	ND		ug/L	2.0	1.0	1	06/12/23	06/12/23 17:06	LL
Bromobenzene	ND		ug/L	2.0	1.0	1	06/12/23	06/12/23 17:06	LL
Bromochloromethane	ND		ug/L	2.0	1.0	1	06/12/23	06/12/23 17:06	LL
Bromodichloromethane	ND		ug/L	2.0	1.0	1	06/12/23	06/12/23 17:06	LL
Bromoform	ND		ug/L	2.0	1.0	1	06/12/23	06/12/23 17:06	LL
Bromomethane	ND		ug/L	5.0	5.0	1	06/12/23	06/12/23 17:06	LL
tert-Butanol (TBA)	ND		ug/L	15.0	15.0	1	06/12/23	06/12/23 17:06	LL
2-Butanone (MEK)	ND		ug/L	10.0	10.0	1	06/12/23	06/12/23 17:06	LL
n-Butylbenzene	ND		ug/L	2.0	1.0	1	06/12/23	06/12/23 17:06	LL
sec-Butylbenzene	ND		ug/L	2.0	1.0	1	06/12/23	06/12/23 17:06	LL
tert-Butylbenzene	ND		ug/L	2.0	1.0	1	06/12/23	06/12/23 17:06	LL
Carbon disulfide	ND		ug/L	2.0	1.0	1	06/12/23	06/12/23 17:06	LL
Carbon tetrachloride	ND		ug/L	2.0	1.0	1	06/12/23	06/12/23 17:06	LL
Chlorobenzene	ND		ug/L	2.0	1.0	1	06/12/23	06/12/23 17:06	LL
Chloroethane	ND		ug/L	5.0	5.0	1	06/12/23	06/12/23 17:06	LL
Chloroform	ND		ug/L	2.0	1.0	1	06/12/23	06/12/23 17:06	LL
Chloromethane	ND		ug/L	5.0	5.0	1	06/12/23	06/12/23 17:06	LL
2-Chlorotoluene	ND		ug/L	2.0	1.0	1	06/12/23	06/12/23 17:06	LL
4-Chlorotoluene	ND		ug/L	2.0	1.0	1	06/12/23	06/12/23 17:06	LL
Dibromochloromethane	ND		ug/L	2.0	1.0	1	06/12/23	06/12/23 17:06	LL
1,2-Dibromo-3-chloropropane	ND		ug/L	2.0	1.0	1	06/12/23	06/12/23 17:06	LL
1,2-Dibromoethane (EDB)	ND		ug/L	2.0	1.0	1	06/12/23	06/12/23 17:06	LL
Dibromomethane	ND		ug/L	2.0	1.0	1	06/12/23	06/12/23 17:06	LL
1,2-Dichlorobenzene	ND		ug/L	2.0	1.0	1	06/12/23	06/12/23 17:06	LL
1,3-Dichlorobenzene	ND		ug/L	2.0	1.0	1	06/12/23	06/12/23 17:06	LL
1,4-Dichlorobenzene	ND		ug/L	2.0	1.0	1	06/12/23	06/12/23 17:06	LL
Dichlorodifluoromethane	ND		ug/L	2.0	1.0	1	06/12/23	06/12/23 17:06	LL
1,1-Dichloroethane	ND		ug/L	2.0	1.0	1	06/12/23	06/12/23 17:06	LL
1,2-Dichloroethane	ND		ug/L	2.0	1.0	1	06/12/23	06/12/23 17:06	LL

The results in this report apply to the samples analyzed in accordance with the chain of custody document. This analytical report must be reproduced in its entirety.



Rabecka Koons, Quality Assurance Officer

Project: GEORGE'S DELI & GAS

Project Number: CG-08-0348

Project Manager: Kevin Howard

Reported:

06/15/23 13:37

MW-4

3060617-10 (Nonpotable Water)

Sampled on: 06/06/23 09:05

Analyte	Result	Notes	Units	Reporting	Detection	Dilution	Prepared	Analyzed	Analyst
				Limit (MRL)	Limit (LOD)				
Volatile Organics by EPA 8260B (GC/MS) Prepared by GCMS-WATER-VOLATILES (continued)									
1,1-Dichloroethene	ND		ug/L	2.0	1.0	1	06/12/23	06/12/23 17:06	LL
cis-1,2-Dichloroethene	ND		ug/L	2.0	1.0	1	06/12/23	06/12/23 17:06	LL
trans-1,2-Dichloroethene	ND		ug/L	2.0	1.0	1	06/12/23	06/12/23 17:06	LL
Dichlorofluoromethane	ND		ug/L	2.0	1.0	1	06/12/23	06/12/23 17:06	LL
1,2-Dichloropropane	ND		ug/L	2.0	1.0	1	06/12/23	06/12/23 17:06	LL
1,3-Dichloropropane	ND		ug/L	2.0	1.0	1	06/12/23	06/12/23 17:06	LL
2,2-Dichloropropane	ND		ug/L	2.0	1.0	1	06/12/23	06/12/23 17:06	LL
1,1-Dichloropropene	ND		ug/L	2.0	1.0	1	06/12/23	06/12/23 17:06	LL
cis-1,3-Dichloropropene	ND		ug/L	2.0	1.0	1	06/12/23	06/12/23 17:06	LL
trans-1,3-Dichloropropene	ND		ug/L	2.0	1.0	1	06/12/23	06/12/23 17:06	LL
Diisopropyl ether (DIPE)	ND		ug/L	2.0	1.0	1	06/12/23	06/12/23 17:06	LL
Ethyl tert-butyl ether (ETBE)	ND		ug/L	2.0	1.0	1	06/12/23	06/12/23 17:06	LL
Ethylbenzene	ND		ug/L	2.0	1.0	1	06/12/23	06/12/23 17:06	LL
Hexachlorobutadiene	ND		ug/L	2.0	1.0	1	06/12/23	06/12/23 17:06	LL
2-Hexanone	ND		ug/L	10.0	10.0	1	06/12/23	06/12/23 17:06	LL
Isopropylbenzene (Cumene)	ND		ug/L	2.0	1.0	1	06/12/23	06/12/23 17:06	LL
4-Isopropyltoluene	ND		ug/L	2.0	1.0	1	06/12/23	06/12/23 17:06	LL
Methyl tert-butyl ether (MTBE)	ND		ug/L	2.0	1.0	1	06/12/23	06/12/23 17:06	LL
4-Methyl-2-pentanone	ND		ug/L	10.0	10.0	1	06/12/23	06/12/23 17:06	LL
Methylene chloride	ND		ug/L	10.0	5.0	1	06/12/23	06/12/23 17:06	LL
Naphthalene	ND		ug/L	2.0	2.0	1	06/12/23	06/12/23 17:06	LL
n-Propylbenzene	ND		ug/L	2.0	1.0	1	06/12/23	06/12/23 17:06	LL
Styrene	ND		ug/L	2.0	1.0	1	06/12/23	06/12/23 17:06	LL
1,1,1,2-Tetrachloroethane	ND		ug/L	2.0	1.0	1	06/12/23	06/12/23 17:06	LL
1,1,2,2-Tetrachloroethane	ND		ug/L	2.0	1.0	1	06/12/23	06/12/23 17:06	LL
Tetrachloroethene	ND		ug/L	2.0	1.0	1	06/12/23	06/12/23 17:06	LL
Toluene	ND		ug/L	2.0	1.0	1	06/12/23	06/12/23 17:06	LL
1,2,3-Trichlorobenzene	ND		ug/L	2.0	1.0	1	06/12/23	06/12/23 17:06	LL
1,2,4-Trichlorobenzene	ND		ug/L	2.0	1.0	1	06/12/23	06/12/23 17:06	LL
1,1,1-Trichloroethane	ND		ug/L	2.0	1.0	1	06/12/23	06/12/23 17:06	LL
1,1,2-Trichloroethane	ND		ug/L	2.0	1.0	1	06/12/23	06/12/23 17:06	LL
Trichloroethene	ND		ug/L	2.0	1.0	1	06/12/23	06/12/23 17:06	LL



The results in this report apply to the samples analyzed in accordance with the chain of custody document. This analytical report must be reproduced in its entirety.

Rabecka Koons, Quality Assurance Officer

1500 Caton Center Dr Suite G
Baltimore MD 21227
410-247-7600
www.mdspectral.com
MD DW LabID 153

Project: GEORGE'S DELI & GAS

Project Number: CG-08-0348
Project Manager: Kevin Howard

Reported:
06/15/23 13:37

MW-4

3060617-10 (Nonpotable Water)
Sampled on: 06/06/23 09:05

Analyte	Result	Notes	Units	Reporting Limit (MRL)	Detection Limit (LOD)	Dilution	Prepared	Analyzed	Analyst
Volatile Organics by EPA 8260B (GC/MS) Prepared by GCMS-WATER-VOLATILES (continued)									
Trichlorofluoromethane (Freon 11)	ND		ug/L	2.0	1.0	1	06/12/23	06/12/23 17:06	LL
1,2,3-Trichloropropane	ND		ug/L	2.0	1.0	1	06/12/23	06/12/23 17:06	LL
1,2,4-Trimethylbenzene	ND		ug/L	2.0	1.0	1	06/12/23	06/12/23 17:06	LL
1,3,5-Trimethylbenzene	ND		ug/L	2.0	1.0	1	06/12/23	06/12/23 17:06	LL
Vinyl chloride	ND		ug/L	2.0	1.0	1	06/12/23	06/12/23 17:06	LL
o-Xylene	ND		ug/L	2.0	1.0	1	06/12/23	06/12/23 17:06	LL
m- & p-Xylenes	ND		ug/L	2.0	1.0	1	06/12/23	06/12/23 17:06	LL
<i>Surrogate: 1,2-Dichloroethane-d4</i>			70-130	104 %	06/12/23		06/12/23 17:06		
<i>Surrogate: Toluene-d8</i>			75-120	94 %	06/12/23		06/12/23 17:06		
<i>Surrogate: 4-Bromofluorobenzene</i>			75-120	98 %	06/12/23		06/12/23 17:06		



Rabecka Koons, Quality Assurance Officer

The results in this report apply to the samples analyzed in accordance with the chain of custody document. This analytical report must be reproduced in its entirety.

Project: GEORGE'S DELI & GAS

Project Number: CG-08-0348
Project Manager: Kevin Howard

Reported:
06/15/23 13:37

MW-6

3060617-11 (Nonpotable Water)
Sampled on: 06/06/23 08:50

Analyte	Result	Notes	Units	Reporting Limit (MRL)	Detection Limit (LOD)	Dilution	Prepared	Analyzed	Analyst
Volatile Organics by EPA 8260B (GC/MS) Prepared by GCMS-WATER-VOLATILES									
Acetone	ND		ug/L	10.0	10.0	1	06/12/23	06/12/23 17:31	LL
tert-Amyl alcohol (TAA)	ND		ug/L	20.0	20.0	1	06/12/23	06/12/23 17:31	LL
tert-Amyl methyl ether (TAME)	ND		ug/L	2.0	1.0	1	06/12/23	06/12/23 17:31	LL
Benzene	ND		ug/L	2.0	1.0	1	06/12/23	06/12/23 17:31	LL
Bromobenzene	ND		ug/L	2.0	1.0	1	06/12/23	06/12/23 17:31	LL
Bromochloromethane	ND		ug/L	2.0	1.0	1	06/12/23	06/12/23 17:31	LL
Bromodichloromethane	ND		ug/L	2.0	1.0	1	06/12/23	06/12/23 17:31	LL
Bromoform	ND		ug/L	2.0	1.0	1	06/12/23	06/12/23 17:31	LL
Bromomethane	ND		ug/L	5.0	5.0	1	06/12/23	06/12/23 17:31	LL
tert-Butanol (TBA)	ND		ug/L	15.0	15.0	1	06/12/23	06/12/23 17:31	LL
2-Butanone (MEK)	ND		ug/L	10.0	10.0	1	06/12/23	06/12/23 17:31	LL
n-Butylbenzene	ND		ug/L	2.0	1.0	1	06/12/23	06/12/23 17:31	LL
sec-Butylbenzene	ND		ug/L	2.0	1.0	1	06/12/23	06/12/23 17:31	LL
tert-Butylbenzene	ND		ug/L	2.0	1.0	1	06/12/23	06/12/23 17:31	LL
Carbon disulfide	ND		ug/L	2.0	1.0	1	06/12/23	06/12/23 17:31	LL
Carbon tetrachloride	ND		ug/L	2.0	1.0	1	06/12/23	06/12/23 17:31	LL
Chlorobenzene	ND		ug/L	2.0	1.0	1	06/12/23	06/12/23 17:31	LL
Chloroethane	ND		ug/L	5.0	5.0	1	06/12/23	06/12/23 17:31	LL
Chloroform	ND		ug/L	2.0	1.0	1	06/12/23	06/12/23 17:31	LL
Chloromethane	ND		ug/L	5.0	5.0	1	06/12/23	06/12/23 17:31	LL
2-Chlorotoluene	ND		ug/L	2.0	1.0	1	06/12/23	06/12/23 17:31	LL
4-Chlorotoluene	ND		ug/L	2.0	1.0	1	06/12/23	06/12/23 17:31	LL
Dibromochloromethane	ND		ug/L	2.0	1.0	1	06/12/23	06/12/23 17:31	LL
1,2-Dibromo-3-chloropropane	ND		ug/L	2.0	1.0	1	06/12/23	06/12/23 17:31	LL
1,2-Dibromoethane (EDB)	ND		ug/L	2.0	1.0	1	06/12/23	06/12/23 17:31	LL
Dibromomethane	ND		ug/L	2.0	1.0	1	06/12/23	06/12/23 17:31	LL
1,2-Dichlorobenzene	ND		ug/L	2.0	1.0	1	06/12/23	06/12/23 17:31	LL
1,3-Dichlorobenzene	ND		ug/L	2.0	1.0	1	06/12/23	06/12/23 17:31	LL
1,4-Dichlorobenzene	ND		ug/L	2.0	1.0	1	06/12/23	06/12/23 17:31	LL
Dichlorodifluoromethane	ND		ug/L	2.0	1.0	1	06/12/23	06/12/23 17:31	LL
1,1-Dichloroethane	ND		ug/L	2.0	1.0	1	06/12/23	06/12/23 17:31	LL
1,2-Dichloroethane	ND		ug/L	2.0	1.0	1	06/12/23	06/12/23 17:31	LL



Rabecka Koons, Quality Assurance Officer

The results in this report apply to the samples analyzed in accordance with the chain of custody document. This analytical report must be reproduced in its entirety.

Project: GEORGE'S DELI & GAS

Project Number: CG-08-0348
Project Manager: Kevin Howard

Reported:
06/15/23 13:37

MW-6

3060617-11 (Nonpotable Water)
Sampled on: 06/06/23 08:50

Analyte	Result	Notes	Units	Reporting	Detection	Dilution	Prepared	Analyzed	Analyst	
				Limit (MRL)	Limit (LOD)					
Volatile Organics by EPA 8260B (GC/MS) Prepared by GCMS-WATER-VOLATILES (continued)										
1,1-Dichloroethene	ND		ug/L	2.0	1.0	1	06/12/23	06/12/23 17:31	LL	
cis-1,2-Dichloroethene	ND		ug/L	2.0	1.0	1	06/12/23	06/12/23 17:31	LL	
trans-1,2-Dichloroethene	ND		ug/L	2.0	1.0	1	06/12/23	06/12/23 17:31	LL	
Dichlorofluoromethane	ND		ug/L	2.0	1.0	1	06/12/23	06/12/23 17:31	LL	
1,2-Dichloropropane	ND		ug/L	2.0	1.0	1	06/12/23	06/12/23 17:31	LL	
1,3-Dichloropropane	ND		ug/L	2.0	1.0	1	06/12/23	06/12/23 17:31	LL	
2,2-Dichloropropane	ND		ug/L	2.0	1.0	1	06/12/23	06/12/23 17:31	LL	
1,1-Dichloropropene	ND		ug/L	2.0	1.0	1	06/12/23	06/12/23 17:31	LL	
cis-1,3-Dichloropropene	ND		ug/L	2.0	1.0	1	06/12/23	06/12/23 17:31	LL	
trans-1,3-Dichloropropene	ND		ug/L	2.0	1.0	1	06/12/23	06/12/23 17:31	LL	
Diisopropyl ether (DIPE)	ND		ug/L	2.0	1.0	1	06/12/23	06/12/23 17:31	LL	
Ethyl tert-butyl ether (ETBE)	ND		ug/L	2.0	1.0	1	06/12/23	06/12/23 17:31	LL	
Ethylbenzene	ND		ug/L	2.0	1.0	1	06/12/23	06/12/23 17:31	LL	
Hexachlorobutadiene	ND		ug/L	2.0	1.0	1	06/12/23	06/12/23 17:31	LL	
2-Hexanone	ND		ug/L	10.0	10.0	1	06/12/23	06/12/23 17:31	LL	
Isopropylbenzene (Cumene)	ND		ug/L	2.0	1.0	1	06/12/23	06/12/23 17:31	LL	
4-Isopropyltoluene	ND		ug/L	2.0	1.0	1	06/12/23	06/12/23 17:31	LL	
Methyl tert-butyl ether (MTBE)	ND		ug/L	2.0	1.0	1	06/12/23	06/12/23 17:31	LL	
4-Methyl-2-pentanone	ND		ug/L	10.0	10.0	1	06/12/23	06/12/23 17:31	LL	
Methylene chloride	ND		ug/L	10.0	5.0	1	06/12/23	06/12/23 17:31	LL	
Naphthalene	ND		ug/L	2.0	2.0	1	06/12/23	06/12/23 17:31	LL	
n-Propylbenzene	ND		ug/L	2.0	1.0	1	06/12/23	06/12/23 17:31	LL	
Styrene	ND		ug/L	2.0	1.0	1	06/12/23	06/12/23 17:31	LL	
1,1,1,2-Tetrachloroethane	ND		ug/L	2.0	1.0	1	06/12/23	06/12/23 17:31	LL	
1,1,2,2-Tetrachloroethane	ND		ug/L	2.0	1.0	1	06/12/23	06/12/23 17:31	LL	
Tetrachloroethene	ND		ug/L	2.0	1.0	1	06/12/23	06/12/23 17:31	LL	
Toluene	ND		ug/L	2.0	1.0	1	06/12/23	06/12/23 17:31	LL	
1,2,3-Trichlorobenzene	ND		ug/L	2.0	1.0	1	06/12/23	06/12/23 17:31	LL	
1,2,4-Trichlorobenzene	ND		ug/L	2.0	1.0	1	06/12/23	06/12/23 17:31	LL	
1,1,1-Trichloroethane	ND		ug/L	2.0	1.0	1	06/12/23	06/12/23 17:31	LL	
1,1,2-Trichloroethane	ND		ug/L	2.0	1.0	1	06/12/23	06/12/23 17:31	LL	
Trichloroethene	ND		ug/L	2.0	1.0	1	06/12/23	06/12/23 17:31	LL	



Rabecka Koons, Quality Assurance Officer

The results in this report apply to the samples analyzed in accordance with the chain of custody document. This analytical report must be reproduced in its entirety.

1500 Caton Center Dr Suite G
Baltimore MD 21227
410-247-7600
www.mdspectral.com
MD DW LabID 153

Project: GEORGE'S DELI & GAS

Project Number: CG-08-0348
Project Manager: Kevin Howard

Reported:
06/15/23 13:37

MW-6

3060617-11 (Nonpotable Water)
Sampled on: 06/06/23 08:50

Analyte	Result	Notes	Units	Reporting Limit (MRL)	Detection Limit (LOD)	Dilution	Prepared	Analyzed	Analyst
Volatile Organics by EPA 8260B (GC/MS) Prepared by GCMS-WATER-VOLATILES (continued)									
Trichlorofluoromethane (Freon 11)	ND		ug/L	2.0	1.0	1	06/12/23	06/12/23 17:31	LL
1,2,3-Trichloropropane	ND		ug/L	2.0	1.0	1	06/12/23	06/12/23 17:31	LL
1,2,4-Trimethylbenzene	ND		ug/L	2.0	1.0	1	06/12/23	06/12/23 17:31	LL
1,3,5-Trimethylbenzene	ND		ug/L	2.0	1.0	1	06/12/23	06/12/23 17:31	LL
Vinyl chloride	ND		ug/L	2.0	1.0	1	06/12/23	06/12/23 17:31	LL
o-Xylene	ND		ug/L	2.0	1.0	1	06/12/23	06/12/23 17:31	LL
m- & p-Xylenes	ND		ug/L	2.0	1.0	1	06/12/23	06/12/23 17:31	LL
Surrogate: 1,2-Dichloroethane-d4			70-130	105 %	06/12/23		06/12/23 17:31		
Surrogate: Toluene-d8			75-120	94 %	06/12/23		06/12/23 17:31		
Surrogate: 4-Bromofluorobenzene			75-120	99 %	06/12/23		06/12/23 17:31		

Rabecka Koons

Rabecka Koons, Quality Assurance Officer

The results in this report apply to the samples analyzed in accordance with the chain of custody document. This analytical report must be reproduced in its entirety.

Project: GEORGE'S DELI & GAS

Project Number: CG-08-0348
Project Manager: Kevin Howard

Reported:
06/15/23 13:37

MW-1

3060617-12 (Nonpotable Water)
Sampled on: 06/06/23 10:35

Analyte	Result	Notes	Units	Reporting Limit (MRL)	Detection Limit (LOD)	Dilution	Prepared	Analyzed	Analyst
Volatile Organics by EPA 8260B (GC/MS) Prepared by GCMS-WATER-VOLATILES									
Acetone	ND		ug/L	10.0	10.0	1	06/12/23	06/12/23 17:55	LL
tert-Amyl alcohol (TAA)	ND		ug/L	20.0	20.0	1	06/12/23	06/12/23 17:55	LL
tert-Amyl methyl ether (TAME)	ND		ug/L	2.0	1.0	1	06/12/23	06/12/23 17:55	LL
Benzene	ND		ug/L	2.0	1.0	1	06/12/23	06/12/23 17:55	LL
Bromobenzene	ND		ug/L	2.0	1.0	1	06/12/23	06/12/23 17:55	LL
Bromochloromethane	ND		ug/L	2.0	1.0	1	06/12/23	06/12/23 17:55	LL
Bromodichloromethane	ND		ug/L	2.0	1.0	1	06/12/23	06/12/23 17:55	LL
Bromoform	ND		ug/L	2.0	1.0	1	06/12/23	06/12/23 17:55	LL
Bromomethane	ND		ug/L	5.0	5.0	1	06/12/23	06/12/23 17:55	LL
tert-Butanol (TBA)	ND		ug/L	15.0	15.0	1	06/12/23	06/12/23 17:55	LL
2-Butanone (MEK)	ND		ug/L	10.0	10.0	1	06/12/23	06/12/23 17:55	LL
n-Butylbenzene	ND		ug/L	2.0	1.0	1	06/12/23	06/12/23 17:55	LL
sec-Butylbenzene	ND		ug/L	2.0	1.0	1	06/12/23	06/12/23 17:55	LL
tert-Butylbenzene	ND		ug/L	2.0	1.0	1	06/12/23	06/12/23 17:55	LL
Carbon disulfide	ND		ug/L	2.0	1.0	1	06/12/23	06/12/23 17:55	LL
Carbon tetrachloride	ND		ug/L	2.0	1.0	1	06/12/23	06/12/23 17:55	LL
Chlorobenzene	ND		ug/L	2.0	1.0	1	06/12/23	06/12/23 17:55	LL
Chloroethane	ND		ug/L	5.0	5.0	1	06/12/23	06/12/23 17:55	LL
Chloroform	ND		ug/L	2.0	1.0	1	06/12/23	06/12/23 17:55	LL
Chloromethane	ND		ug/L	5.0	5.0	1	06/12/23	06/12/23 17:55	LL
2-Chlorotoluene	ND		ug/L	2.0	1.0	1	06/12/23	06/12/23 17:55	LL
4-Chlorotoluene	ND		ug/L	2.0	1.0	1	06/12/23	06/12/23 17:55	LL
Dibromochloromethane	ND		ug/L	2.0	1.0	1	06/12/23	06/12/23 17:55	LL
1,2-Dibromo-3-chloropropane	ND		ug/L	2.0	1.0	1	06/12/23	06/12/23 17:55	LL
1,2-Dibromoethane (EDB)	ND		ug/L	2.0	1.0	1	06/12/23	06/12/23 17:55	LL
Dibromomethane	ND		ug/L	2.0	1.0	1	06/12/23	06/12/23 17:55	LL
1,2-Dichlorobenzene	ND		ug/L	2.0	1.0	1	06/12/23	06/12/23 17:55	LL
1,3-Dichlorobenzene	ND		ug/L	2.0	1.0	1	06/12/23	06/12/23 17:55	LL
1,4-Dichlorobenzene	ND		ug/L	2.0	1.0	1	06/12/23	06/12/23 17:55	LL
Dichlorodifluoromethane	ND		ug/L	2.0	1.0	1	06/12/23	06/12/23 17:55	LL
1,1-Dichloroethane	ND		ug/L	2.0	1.0	1	06/12/23	06/12/23 17:55	LL
1,2-Dichloroethane	ND		ug/L	2.0	1.0	1	06/12/23	06/12/23 17:55	LL

Rabecka Koons

Rabecka Koons, Quality Assurance Officer

The results in this report apply to the samples analyzed in accordance with the chain of custody document. This analytical report must be reproduced in its entirety.

Project: GEORGE'S DELI & GAS

Project Number: CG-08-0348

Project Manager: Kevin Howard

Reported:

06/15/23 13:37

MW-1

3060617-12 (Nonpotable Water)

Sampled on: 06/06/23 10:35

Analyte	Result	Notes	Units	Reporting Limit (MRL)	Detection Limit (LOD)	Dilution	Prepared	Analyzed	Analyst
Volatile Organics by EPA 8260B (GC/MS) Prepared by GCMS-WATER-VOLATILES (continued)									
1,1-Dichloroethene	ND		ug/L	2.0	1.0	1	06/12/23	06/12/23 17:55	LL
cis-1,2-Dichloroethene	ND		ug/L	2.0	1.0	1	06/12/23	06/12/23 17:55	LL
trans-1,2-Dichloroethene	ND		ug/L	2.0	1.0	1	06/12/23	06/12/23 17:55	LL
Dichlorofluoromethane	ND		ug/L	2.0	1.0	1	06/12/23	06/12/23 17:55	LL
1,2-Dichloropropane	ND		ug/L	2.0	1.0	1	06/12/23	06/12/23 17:55	LL
1,3-Dichloropropane	ND		ug/L	2.0	1.0	1	06/12/23	06/12/23 17:55	LL
2,2-Dichloropropane	ND		ug/L	2.0	1.0	1	06/12/23	06/12/23 17:55	LL
1,1-Dichloropropene	ND		ug/L	2.0	1.0	1	06/12/23	06/12/23 17:55	LL
cis-1,3-Dichloropropene	ND		ug/L	2.0	1.0	1	06/12/23	06/12/23 17:55	LL
trans-1,3-Dichloropropene	ND		ug/L	2.0	1.0	1	06/12/23	06/12/23 17:55	LL
Diisopropyl ether (DIPE)	ND		ug/L	2.0	1.0	1	06/12/23	06/12/23 17:55	LL
Ethyl tert-butyl ether (ETBE)	ND		ug/L	2.0	1.0	1	06/12/23	06/12/23 17:55	LL
Ethylbenzene	ND		ug/L	2.0	1.0	1	06/12/23	06/12/23 17:55	LL
Hexachlorobutadiene	ND		ug/L	2.0	1.0	1	06/12/23	06/12/23 17:55	LL
2-Hexanone	ND		ug/L	10.0	10.0	1	06/12/23	06/12/23 17:55	LL
Isopropylbenzene (Cumene)	ND		ug/L	2.0	1.0	1	06/12/23	06/12/23 17:55	LL
4-Isopropyltoluene	ND		ug/L	2.0	1.0	1	06/12/23	06/12/23 17:55	LL
Methyl tert-butyl ether (MTBE)	1.6	J	ug/L	2.0	1.0	1	06/12/23	06/12/23 17:55	LL
4-Methyl-2-pentanone	ND		ug/L	10.0	10.0	1	06/12/23	06/12/23 17:55	LL
Methylene chloride	ND		ug/L	10.0	5.0	1	06/12/23	06/12/23 17:55	LL
Naphthalene	ND		ug/L	2.0	2.0	1	06/12/23	06/12/23 17:55	LL
n-Propylbenzene	ND		ug/L	2.0	1.0	1	06/12/23	06/12/23 17:55	LL
Styrene	ND		ug/L	2.0	1.0	1	06/12/23	06/12/23 17:55	LL
1,1,1,2-Tetrachloroethane	ND		ug/L	2.0	1.0	1	06/12/23	06/12/23 17:55	LL
1,1,2,2-Tetrachloroethane	ND		ug/L	2.0	1.0	1	06/12/23	06/12/23 17:55	LL
Tetrachloroethene	ND		ug/L	2.0	1.0	1	06/12/23	06/12/23 17:55	LL
Toluene	ND		ug/L	2.0	1.0	1	06/12/23	06/12/23 17:55	LL
1,2,3-Trichlorobenzene	ND		ug/L	2.0	1.0	1	06/12/23	06/12/23 17:55	LL
1,2,4-Trichlorobenzene	ND		ug/L	2.0	1.0	1	06/12/23	06/12/23 17:55	LL
1,1,1-Trichloroethane	ND		ug/L	2.0	1.0	1	06/12/23	06/12/23 17:55	LL
1,1,2-Trichloroethane	ND		ug/L	2.0	1.0	1	06/12/23	06/12/23 17:55	LL
Trichloroethene	ND		ug/L	2.0	1.0	1	06/12/23	06/12/23 17:55	LL

Rabecka Koons

The results in this report apply to the samples analyzed in accordance with the chain of custody document. This analytical report must be reproduced in its entirety.

Rabecka Koons, Quality Assurance Officer

1500 Caton Center Dr Suite G
Baltimore MD 21227
410-247-7600
www.mdspectral.com
MD DW LabID 153

Project: GEORGE'S DELI & GAS

Project Number: CG-08-0348
Project Manager: Kevin Howard

Reported:
06/15/23 13:37

MW-1

3060617-12 (Nonpotable Water)
Sampled on: 06/06/23 10:35

Analyte	Result	Notes	Units	Reporting Limit (MRL)	Detection Limit (LOD)	Dilution	Prepared	Analyzed	Analyst
Volatile Organics by EPA 8260B (GC/MS) Prepared by GCMS-WATER-VOLATILES (continued)									
Trichlorofluoromethane (Freon 11)	ND		ug/L	2.0	1.0	1	06/12/23	06/12/23 17:55	LL
1,2,3-Trichloropropane	ND		ug/L	2.0	1.0	1	06/12/23	06/12/23 17:55	LL
1,2,4-Trimethylbenzene	ND		ug/L	2.0	1.0	1	06/12/23	06/12/23 17:55	LL
1,3,5-Trimethylbenzene	ND		ug/L	2.0	1.0	1	06/12/23	06/12/23 17:55	LL
Vinyl chloride	ND		ug/L	2.0	1.0	1	06/12/23	06/12/23 17:55	LL
o-Xylene	ND		ug/L	2.0	1.0	1	06/12/23	06/12/23 17:55	LL
m- & p-Xylenes	ND		ug/L	2.0	1.0	1	06/12/23	06/12/23 17:55	LL
Surrogate: 1,2-Dichloroethane-d4			70-130	105 %	06/12/23		06/12/23 17:55		
Surrogate: Toluene-d8			75-120	96 %	06/12/23		06/12/23 17:55		
Surrogate: 4-Bromofluorobenzene			75-120	101 %	06/12/23		06/12/23 17:55		



Rabecka Koons, Quality Assurance Officer

The results in this report apply to the samples analyzed in accordance with the chain of custody document. This analytical report must be reproduced in its entirety.

Project: GEORGE'S DELI & GAS

Project Number: CG-08-0348
Project Manager: Kevin Howard

Reported:
06/15/23 13:37

MW-1A

3060617-13 (Nonpotable Water)
Sampled on: 06/06/23 11:25

Analyte	Result	Notes	Units	Reporting Limit (MRL)	Detection Limit (LOD)	Dilution	Prepared	Analyzed	Analyst
Volatile Organics by EPA 8260B (GC/MS) Prepared by GCMS-WATER-VOLATILES									
Acetone	ND		ug/L	10.0	10.0	1	06/12/23	06/12/23 18:20	LL
tert-Amyl alcohol (TAA)	ND		ug/L	20.0	20.0	1	06/12/23	06/12/23 18:20	LL
tert-Amyl methyl ether (TAME)	3.3		ug/L	2.0	1.0	1	06/12/23	06/12/23 18:20	LL
Benzene	ND		ug/L	2.0	1.0	1	06/12/23	06/12/23 18:20	LL
Bromobenzene	ND		ug/L	2.0	1.0	1	06/12/23	06/12/23 18:20	LL
Bromochloromethane	ND		ug/L	2.0	1.0	1	06/12/23	06/12/23 18:20	LL
Bromodichloromethane	ND		ug/L	2.0	1.0	1	06/12/23	06/12/23 18:20	LL
Bromoform	ND		ug/L	2.0	1.0	1	06/12/23	06/12/23 18:20	LL
Bromomethane	ND		ug/L	5.0	5.0	1	06/12/23	06/12/23 18:20	LL
tert-Butanol (TBA)	ND		ug/L	15.0	15.0	1	06/12/23	06/12/23 18:20	LL
2-Butanone (MEK)	ND		ug/L	10.0	10.0	1	06/12/23	06/12/23 18:20	LL
n-Butylbenzene	ND		ug/L	2.0	1.0	1	06/12/23	06/12/23 18:20	LL
sec-Butylbenzene	ND		ug/L	2.0	1.0	1	06/12/23	06/12/23 18:20	LL
tert-Butylbenzene	ND		ug/L	2.0	1.0	1	06/12/23	06/12/23 18:20	LL
Carbon disulfide	ND		ug/L	2.0	1.0	1	06/12/23	06/12/23 18:20	LL
Carbon tetrachloride	ND		ug/L	2.0	1.0	1	06/12/23	06/12/23 18:20	LL
Chlorobenzene	ND		ug/L	2.0	1.0	1	06/12/23	06/12/23 18:20	LL
Chloroethane	ND		ug/L	5.0	5.0	1	06/12/23	06/12/23 18:20	LL
Chloroform	ND		ug/L	2.0	1.0	1	06/12/23	06/12/23 18:20	LL
Chloromethane	ND		ug/L	5.0	5.0	1	06/12/23	06/12/23 18:20	LL
2-Chlorotoluene	ND		ug/L	2.0	1.0	1	06/12/23	06/12/23 18:20	LL
4-Chlorotoluene	ND		ug/L	2.0	1.0	1	06/12/23	06/12/23 18:20	LL
Dibromochloromethane	ND		ug/L	2.0	1.0	1	06/12/23	06/12/23 18:20	LL
1,2-Dibromo-3-chloropropane	ND		ug/L	2.0	1.0	1	06/12/23	06/12/23 18:20	LL
1,2-Dibromoethane (EDB)	ND		ug/L	2.0	1.0	1	06/12/23	06/12/23 18:20	LL
Dibromomethane	ND		ug/L	2.0	1.0	1	06/12/23	06/12/23 18:20	LL
1,2-Dichlorobenzene	ND		ug/L	2.0	1.0	1	06/12/23	06/12/23 18:20	LL
1,3-Dichlorobenzene	ND		ug/L	2.0	1.0	1	06/12/23	06/12/23 18:20	LL
1,4-Dichlorobenzene	ND		ug/L	2.0	1.0	1	06/12/23	06/12/23 18:20	LL
Dichlorodifluoromethane	ND		ug/L	2.0	1.0	1	06/12/23	06/12/23 18:20	LL
1,1-Dichloroethane	ND		ug/L	2.0	1.0	1	06/12/23	06/12/23 18:20	LL
1,2-Dichloroethane	ND		ug/L	2.0	1.0	1	06/12/23	06/12/23 18:20	LL

Rabecka Koons

The results in this report apply to the samples analyzed in accordance with the chain of custody document. This analytical report must be reproduced in its entirety.

Rabecka Koons, Quality Assurance Officer

Project: GEORGE'S DELI & GAS

Project Number: CG-08-0348
Project Manager: Kevin Howard

Reported:
06/15/23 13:37

MW-1A

3060617-13 (Nonpotable Water)
Sampled on: 06/06/23 11:25

Analyte	Result	Notes	Units	Reporting Limit (MRL)	Detection Limit (LOD)	Dilution	Prepared	Analyzed	Analyst
Volatile Organics by EPA 8260B (GC/MS) Prepared by GCMS-WATER-VOLATILES (continued)									
1,1-Dichloroethene	ND		ug/L	2.0	1.0	1	06/12/23	06/12/23 18:20	LL
cis-1,2-Dichloroethene	ND		ug/L	2.0	1.0	1	06/12/23	06/12/23 18:20	LL
trans-1,2-Dichloroethene	ND		ug/L	2.0	1.0	1	06/12/23	06/12/23 18:20	LL
Dichlorofluoromethane	ND		ug/L	2.0	1.0	1	06/12/23	06/12/23 18:20	LL
1,2-Dichloropropane	ND		ug/L	2.0	1.0	1	06/12/23	06/12/23 18:20	LL
1,3-Dichloropropane	ND		ug/L	2.0	1.0	1	06/12/23	06/12/23 18:20	LL
2,2-Dichloropropane	ND		ug/L	2.0	1.0	1	06/12/23	06/12/23 18:20	LL
1,1-Dichloropropene	ND		ug/L	2.0	1.0	1	06/12/23	06/12/23 18:20	LL
cis-1,3-Dichloropropene	ND		ug/L	2.0	1.0	1	06/12/23	06/12/23 18:20	LL
trans-1,3-Dichloropropene	ND		ug/L	2.0	1.0	1	06/12/23	06/12/23 18:20	LL
Diisopropyl ether (DIPE)	ND		ug/L	2.0	1.0	1	06/12/23	06/12/23 18:20	LL
Ethyl tert-butyl ether (ETBE)	ND		ug/L	2.0	1.0	1	06/12/23	06/12/23 18:20	LL
Ethylbenzene	ND		ug/L	2.0	1.0	1	06/12/23	06/12/23 18:20	LL
Hexachlorobutadiene	ND		ug/L	2.0	1.0	1	06/12/23	06/12/23 18:20	LL
2-Hexanone	ND		ug/L	10.0	10.0	1	06/12/23	06/12/23 18:20	LL
Isopropylbenzene (Cumene)	ND		ug/L	2.0	1.0	1	06/12/23	06/12/23 18:20	LL
4-Isopropyltoluene	ND		ug/L	2.0	1.0	1	06/12/23	06/12/23 18:20	LL
Methyl tert-butyl ether (MTBE)	53.1		ug/L	2.0	1.0	1	06/12/23	06/12/23 18:20	LL
4-Methyl-2-pentanone	ND		ug/L	10.0	10.0	1	06/12/23	06/12/23 18:20	LL
Methylene chloride	ND		ug/L	10.0	5.0	1	06/12/23	06/12/23 18:20	LL
Naphthalene	ND		ug/L	2.0	2.0	1	06/12/23	06/12/23 18:20	LL
n-Propylbenzene	ND		ug/L	2.0	1.0	1	06/12/23	06/12/23 18:20	LL
Styrene	ND		ug/L	2.0	1.0	1	06/12/23	06/12/23 18:20	LL
1,1,1,2-Tetrachloroethane	ND		ug/L	2.0	1.0	1	06/12/23	06/12/23 18:20	LL
1,1,2,2-Tetrachloroethane	ND		ug/L	2.0	1.0	1	06/12/23	06/12/23 18:20	LL
Tetrachloroethene	ND		ug/L	2.0	1.0	1	06/12/23	06/12/23 18:20	LL
Toluene	ND		ug/L	2.0	1.0	1	06/12/23	06/12/23 18:20	LL
1,2,3-Trichlorobenzene	ND		ug/L	2.0	1.0	1	06/12/23	06/12/23 18:20	LL
1,2,4-Trichlorobenzene	ND		ug/L	2.0	1.0	1	06/12/23	06/12/23 18:20	LL
1,1,1-Trichloroethane	ND		ug/L	2.0	1.0	1	06/12/23	06/12/23 18:20	LL
1,1,2-Trichloroethane	ND		ug/L	2.0	1.0	1	06/12/23	06/12/23 18:20	LL
Trichloroethene	ND		ug/L	2.0	1.0	1	06/12/23	06/12/23 18:20	LL

Rabecka Koons

The results in this report apply to the samples analyzed in accordance with the chain of custody document. This analytical report must be reproduced in its entirety.

Rabecka Koons, Quality Assurance Officer

1500 Caton Center Dr Suite G
Baltimore MD 21227
410-247-7600
www.mdspectral.com
MD DW LabID 153

Project: GEORGE'S DELI & GAS

Project Number: CG-08-0348
Project Manager: Kevin Howard

Reported:
06/15/23 13:37

MW-1A

3060617-13 (Nonpotable Water)
Sampled on: 06/06/23 11:25

Analyte	Result	Notes	Units	Reporting Limit (MRL)	Detection Limit (LOD)	Dilution	Prepared	Analyzed	Analyst
Volatile Organics by EPA 8260B (GC/MS) Prepared by GCMS-WATER-VOLATILES (continued)									
Trichlorofluoromethane (Freon 11)	ND		ug/L	2.0	1.0	1	06/12/23	06/12/23 18:20	LL
1,2,3-Trichloropropane	ND		ug/L	2.0	1.0	1	06/12/23	06/12/23 18:20	LL
1,2,4-Trimethylbenzene	ND		ug/L	2.0	1.0	1	06/12/23	06/12/23 18:20	LL
1,3,5-Trimethylbenzene	ND		ug/L	2.0	1.0	1	06/12/23	06/12/23 18:20	LL
Vinyl chloride	ND		ug/L	2.0	1.0	1	06/12/23	06/12/23 18:20	LL
o-Xylene	ND		ug/L	2.0	1.0	1	06/12/23	06/12/23 18:20	LL
m- & p-Xylenes	ND		ug/L	2.0	1.0	1	06/12/23	06/12/23 18:20	LL
<i>Surrogate: 1,2-Dichloroethane-d4</i>			70-130	102 %	06/12/23		06/12/23 18:20		
<i>Surrogate: Toluene-d8</i>			75-120	94 %	06/12/23		06/12/23 18:20		
<i>Surrogate: 4-Bromofluorobenzene</i>			75-120	100 %	06/12/23		06/12/23 18:20		



Rabecka Koons, Quality Assurance Officer

The results in this report apply to the samples analyzed in accordance with the chain of custody document. This analytical report must be reproduced in its entirety.

Project: GEORGE'S DELI & GAS

Project Number: CG-08-0348
Project Manager: Kevin Howard

Reported:
06/15/23 13:37

LOT 7 WELL

3060617-14 (Nonpotable Water)
Sampled on: 06/06/23 12:10

Analyte	Result	Notes	Units	Reporting Limit (MRL)	Detection Limit (LOD)	Dilution	Prepared	Analyzed	Analyst
Volatile Organics by EPA 8260B (GC/MS) Prepared by GCMS-WATER-VOLATILES									
Acetone	ND		ug/L	10.0	10.0	1	06/12/23	06/12/23 19:35	LL
tert-Amyl alcohol (TAA)	ND		ug/L	20.0	20.0	1	06/12/23	06/12/23 19:35	LL
tert-Amyl methyl ether (TAME)	9.8		ug/L	2.0	1.0	1	06/12/23	06/12/23 19:35	LL
Benzene	ND		ug/L	2.0	1.0	1	06/12/23	06/12/23 19:35	LL
Bromobenzene	ND		ug/L	2.0	1.0	1	06/12/23	06/12/23 19:35	LL
Bromochloromethane	ND		ug/L	2.0	1.0	1	06/12/23	06/12/23 19:35	LL
Bromodichloromethane	ND		ug/L	2.0	1.0	1	06/12/23	06/12/23 19:35	LL
Bromoform	ND		ug/L	2.0	1.0	1	06/12/23	06/12/23 19:35	LL
Bromomethane	ND		ug/L	5.0	5.0	1	06/12/23	06/12/23 19:35	LL
tert-Butanol (TBA)	89.8		ug/L	15.0	15.0	1	06/12/23	06/12/23 19:35	LL
2-Butanone (MEK)	ND		ug/L	10.0	10.0	1	06/12/23	06/12/23 19:35	LL
n-Butylbenzene	ND		ug/L	2.0	1.0	1	06/12/23	06/12/23 19:35	LL
sec-Butylbenzene	ND		ug/L	2.0	1.0	1	06/12/23	06/12/23 19:35	LL
tert-Butylbenzene	ND		ug/L	2.0	1.0	1	06/12/23	06/12/23 19:35	LL
Carbon disulfide	ND		ug/L	2.0	1.0	1	06/12/23	06/12/23 19:35	LL
Carbon tetrachloride	ND		ug/L	2.0	1.0	1	06/12/23	06/12/23 19:35	LL
Chlorobenzene	ND		ug/L	2.0	1.0	1	06/12/23	06/12/23 19:35	LL
Chloroethane	ND		ug/L	5.0	5.0	1	06/12/23	06/12/23 19:35	LL
Chloroform	ND		ug/L	2.0	1.0	1	06/12/23	06/12/23 19:35	LL
Chloromethane	ND		ug/L	5.0	5.0	1	06/12/23	06/12/23 19:35	LL
2-Chlorotoluene	ND		ug/L	2.0	1.0	1	06/12/23	06/12/23 19:35	LL
4-Chlorotoluene	ND		ug/L	2.0	1.0	1	06/12/23	06/12/23 19:35	LL
Dibromochloromethane	ND		ug/L	2.0	1.0	1	06/12/23	06/12/23 19:35	LL
1,2-Dibromo-3-chloropropane	ND		ug/L	2.0	1.0	1	06/12/23	06/12/23 19:35	LL
1,2-Dibromoethane (EDB)	ND		ug/L	2.0	1.0	1	06/12/23	06/12/23 19:35	LL
Dibromomethane	ND		ug/L	2.0	1.0	1	06/12/23	06/12/23 19:35	LL
1,2-Dichlorobenzene	ND		ug/L	2.0	1.0	1	06/12/23	06/12/23 19:35	LL
1,3-Dichlorobenzene	ND		ug/L	2.0	1.0	1	06/12/23	06/12/23 19:35	LL
1,4-Dichlorobenzene	ND		ug/L	2.0	1.0	1	06/12/23	06/12/23 19:35	LL
Dichlorodifluoromethane	ND		ug/L	2.0	1.0	1	06/12/23	06/12/23 19:35	LL
1,1-Dichloroethane	ND		ug/L	2.0	1.0	1	06/12/23	06/12/23 19:35	LL
1,2-Dichloroethane	ND		ug/L	2.0	1.0	1	06/12/23	06/12/23 19:35	LL



Rabecka Koons, Quality Assurance Officer

The results in this report apply to the samples analyzed in accordance with the chain of custody document. This analytical report must be reproduced in its entirety.

Project: GEORGE'S DELI & GAS

Project Number: CG-08-0348
Project Manager: Kevin Howard

Reported:
06/15/23 13:37

LOT 7 WELL

3060617-14 (Nonpotable Water)
Sampled on: 06/06/23 12:10

Analyte	Result	Notes	Units	Reporting	Detection	Dilution	Prepared	Analyzed	Analyst	
				Limit (MRL)	Limit (LOD)					
Volatile Organics by EPA 8260B (GC/MS) Prepared by GCMS-WATER-VOLATILES (continued)										
1,1-Dichloroethene	ND		ug/L	2.0	1.0	1	06/12/23	06/12/23 19:35	LL	
cis-1,2-Dichloroethene	ND		ug/L	2.0	1.0	1	06/12/23	06/12/23 19:35	LL	
trans-1,2-Dichloroethene	ND		ug/L	2.0	1.0	1	06/12/23	06/12/23 19:35	LL	
Dichlorofluoromethane	ND		ug/L	2.0	1.0	1	06/12/23	06/12/23 19:35	LL	
1,2-Dichloropropane	ND		ug/L	2.0	1.0	1	06/12/23	06/12/23 19:35	LL	
1,3-Dichloropropane	ND		ug/L	2.0	1.0	1	06/12/23	06/12/23 19:35	LL	
2,2-Dichloropropane	ND		ug/L	2.0	1.0	1	06/12/23	06/12/23 19:35	LL	
1,1-Dichloropropene	ND		ug/L	2.0	1.0	1	06/12/23	06/12/23 19:35	LL	
cis-1,3-Dichloropropene	ND		ug/L	2.0	1.0	1	06/12/23	06/12/23 19:35	LL	
trans-1,3-Dichloropropene	ND		ug/L	2.0	1.0	1	06/12/23	06/12/23 19:35	LL	
Diisopropyl ether (DIPE)	ND		ug/L	2.0	1.0	1	06/12/23	06/12/23 19:35	LL	
Ethyl tert-butyl ether (ETBE)	ND		ug/L	2.0	1.0	1	06/12/23	06/12/23 19:35	LL	
Ethylbenzene	ND		ug/L	2.0	1.0	1	06/12/23	06/12/23 19:35	LL	
Hexachlorobutadiene	ND		ug/L	2.0	1.0	1	06/12/23	06/12/23 19:35	LL	
2-Hexanone	ND		ug/L	10.0	10.0	1	06/12/23	06/12/23 19:35	LL	
Isopropylbenzene (Cumene)	ND		ug/L	2.0	1.0	1	06/12/23	06/12/23 19:35	LL	
4-Isopropyltoluene	ND		ug/L	2.0	1.0	1	06/12/23	06/12/23 19:35	LL	
Methyl tert-butyl ether (MTBE)	171		ug/L	2.0	1.0	1	06/12/23	06/12/23 19:35	LL	
4-Methyl-2-pentanone	ND		ug/L	10.0	10.0	1	06/12/23	06/12/23 19:35	LL	
Methylene chloride	ND		ug/L	10.0	5.0	1	06/12/23	06/12/23 19:35	LL	
Naphthalene	ND		ug/L	2.0	2.0	1	06/12/23	06/12/23 19:35	LL	
n-Propylbenzene	ND		ug/L	2.0	1.0	1	06/12/23	06/12/23 19:35	LL	
Styrene	ND		ug/L	2.0	1.0	1	06/12/23	06/12/23 19:35	LL	
1,1,1,2-Tetrachloroethane	ND		ug/L	2.0	1.0	1	06/12/23	06/12/23 19:35	LL	
1,1,2,2-Tetrachloroethane	ND		ug/L	2.0	1.0	1	06/12/23	06/12/23 19:35	LL	
Tetrachloroethene	ND		ug/L	2.0	1.0	1	06/12/23	06/12/23 19:35	LL	
Toluene	ND		ug/L	2.0	1.0	1	06/12/23	06/12/23 19:35	LL	
1,2,3-Trichlorobenzene	ND		ug/L	2.0	1.0	1	06/12/23	06/12/23 19:35	LL	
1,2,4-Trichlorobenzene	ND		ug/L	2.0	1.0	1	06/12/23	06/12/23 19:35	LL	
1,1,1-Trichloroethane	ND		ug/L	2.0	1.0	1	06/12/23	06/12/23 19:35	LL	
1,1,2-Trichloroethane	ND		ug/L	2.0	1.0	1	06/12/23	06/12/23 19:35	LL	
Trichloroethene	ND		ug/L	2.0	1.0	1	06/12/23	06/12/23 19:35	LL	



Rabecka Koons, Quality Assurance Officer

The results in this report apply to the samples analyzed in accordance with the chain of custody document. This analytical report must be reproduced in its entirety.

1500 Caton Center Dr Suite G
Baltimore MD 21227
410-247-7600
www.mdspectral.com
MD DW LabID 153

Project: GEORGE'S DELI & GAS

Project Number: CG-08-0348
Project Manager: Kevin Howard

Reported:
06/15/23 13:37

LOT 7 WELL

3060617-14 (Nonpotable Water)
Sampled on: 06/06/23 12:10

Analyte	Result	Notes	Units	Reporting Limit (MRL)	Detection Limit (LOD)	Dilution	Prepared	Analyzed	Analyst
Volatile Organics by EPA 8260B (GC/MS) Prepared by GCMS-WATER-VOLATILES (continued)									
Trichlorofluoromethane (Freon 11)	ND		ug/L	2.0	1.0	1	06/12/23	06/12/23 19:35	LL
1,2,3-Trichloropropane	ND		ug/L	2.0	1.0	1	06/12/23	06/12/23 19:35	LL
1,2,4-Trimethylbenzene	ND		ug/L	2.0	1.0	1	06/12/23	06/12/23 19:35	LL
1,3,5-Trimethylbenzene	ND		ug/L	2.0	1.0	1	06/12/23	06/12/23 19:35	LL
Vinyl chloride	ND		ug/L	2.0	1.0	1	06/12/23	06/12/23 19:35	LL
o-Xylene	ND		ug/L	2.0	1.0	1	06/12/23	06/12/23 19:35	LL
m- & p-Xylenes	ND		ug/L	2.0	1.0	1	06/12/23	06/12/23 19:35	LL
Surrogate: 1,2-Dichloroethane-d4			70-130	104 %	06/12/23		06/12/23 19:35		
Surrogate: Toluene-d8			75-120	95 %	06/12/23		06/12/23 19:35		
Surrogate: 4-Bromofluorobenzene			75-120	99 %	06/12/23		06/12/23 19:35		



Rabecka Koons, Quality Assurance Officer

The results in this report apply to the samples analyzed in accordance with the chain of custody document. This analytical report must be reproduced in its entirety.

Project: GEORGE'S DELI & GAS

Project Number: CG-08-0348

Project Manager: Kevin Howard

Reported:

06/15/23 13:37

GDG-DUPE

3060617-15 (Nonpotable Water)

Sampled on: 06/06/23 00:00

Analyte	Result	Notes	Units	Reporting Limit (MRL)	Detection Limit (LOD)	Dilution	Prepared	Analyzed	Analyst
Volatile Organics by EPA 8260B (GC/MS) Prepared by GCMS-WATER-VOLATILES									
Acetone	ND		ug/L	10.0	10.0	1	06/12/23	06/12/23 19:59	LL
tert-Amyl alcohol (TAA)	ND		ug/L	20.0	20.0	1	06/12/23	06/12/23 19:59	LL
tert-Amyl methyl ether (TAME)	10.1		ug/L	2.0	1.0	1	06/12/23	06/12/23 19:59	LL
Benzene	ND		ug/L	2.0	1.0	1	06/12/23	06/12/23 19:59	LL
Bromobenzene	ND		ug/L	2.0	1.0	1	06/12/23	06/12/23 19:59	LL
Bromochloromethane	ND		ug/L	2.0	1.0	1	06/12/23	06/12/23 19:59	LL
Bromodichloromethane	ND		ug/L	2.0	1.0	1	06/12/23	06/12/23 19:59	LL
Bromoform	ND		ug/L	2.0	1.0	1	06/12/23	06/12/23 19:59	LL
Bromomethane	ND		ug/L	5.0	5.0	1	06/12/23	06/12/23 19:59	LL
tert-Butanol (TBA)	82.1		ug/L	15.0	15.0	1	06/12/23	06/12/23 19:59	LL
2-Butanone (MEK)	ND		ug/L	10.0	10.0	1	06/12/23	06/12/23 19:59	LL
n-Butylbenzene	ND		ug/L	2.0	1.0	1	06/12/23	06/12/23 19:59	LL
sec-Butylbenzene	ND		ug/L	2.0	1.0	1	06/12/23	06/12/23 19:59	LL
tert-Butylbenzene	ND		ug/L	2.0	1.0	1	06/12/23	06/12/23 19:59	LL
Carbon disulfide	ND		ug/L	2.0	1.0	1	06/12/23	06/12/23 19:59	LL
Carbon tetrachloride	ND		ug/L	2.0	1.0	1	06/12/23	06/12/23 19:59	LL
Chlorobenzene	ND		ug/L	2.0	1.0	1	06/12/23	06/12/23 19:59	LL
Chloroethane	ND		ug/L	5.0	5.0	1	06/12/23	06/12/23 19:59	LL
Chloroform	ND		ug/L	2.0	1.0	1	06/12/23	06/12/23 19:59	LL
Chloromethane	ND		ug/L	5.0	5.0	1	06/12/23	06/12/23 19:59	LL
2-Chlorotoluene	ND		ug/L	2.0	1.0	1	06/12/23	06/12/23 19:59	LL
4-Chlorotoluene	ND		ug/L	2.0	1.0	1	06/12/23	06/12/23 19:59	LL
Dibromochloromethane	ND		ug/L	2.0	1.0	1	06/12/23	06/12/23 19:59	LL
1,2-Dibromo-3-chloropropane	ND		ug/L	2.0	1.0	1	06/12/23	06/12/23 19:59	LL
1,2-Dibromoethane (EDB)	ND		ug/L	2.0	1.0	1	06/12/23	06/12/23 19:59	LL
Dibromomethane	ND		ug/L	2.0	1.0	1	06/12/23	06/12/23 19:59	LL
1,2-Dichlorobenzene	ND		ug/L	2.0	1.0	1	06/12/23	06/12/23 19:59	LL
1,3-Dichlorobenzene	ND		ug/L	2.0	1.0	1	06/12/23	06/12/23 19:59	LL
1,4-Dichlorobenzene	ND		ug/L	2.0	1.0	1	06/12/23	06/12/23 19:59	LL
Dichlorodifluoromethane	ND		ug/L	2.0	1.0	1	06/12/23	06/12/23 19:59	LL
1,1-Dichloroethane	ND		ug/L	2.0	1.0	1	06/12/23	06/12/23 19:59	LL
1,2-Dichloroethane	ND		ug/L	2.0	1.0	1	06/12/23	06/12/23 19:59	LL

Rabecka Koons

The results in this report apply to the samples analyzed in accordance with the chain of custody document. This analytical report must be reproduced in its entirety.

Rabecka Koons, Quality Assurance Officer

Project: GEORGE'S DELI & GAS

Project Number: CG-08-0348
Project Manager: Kevin Howard

Reported:
06/15/23 13:37

GDG-DUPE

3060617-15 (Nonpotable Water)
Sampled on: 06/06/23 00:00

Analyte	Result	Notes	Units	Reporting	Detection	Dilution	Prepared	Analyzed	Analyst	
				Limit (MRL)	Limit (LOD)					
Volatile Organics by EPA 8260B (GC/MS) Prepared by GCMS-WATER-VOLATILES (continued)										
1,1-Dichloroethene	ND		ug/L	2.0	1.0	1	06/12/23	06/12/23 19:59	LL	
cis-1,2-Dichloroethene	ND		ug/L	2.0	1.0	1	06/12/23	06/12/23 19:59	LL	
trans-1,2-Dichloroethene	ND		ug/L	2.0	1.0	1	06/12/23	06/12/23 19:59	LL	
Dichlorofluoromethane	ND		ug/L	2.0	1.0	1	06/12/23	06/12/23 19:59	LL	
1,2-Dichloropropane	ND		ug/L	2.0	1.0	1	06/12/23	06/12/23 19:59	LL	
1,3-Dichloropropane	ND		ug/L	2.0	1.0	1	06/12/23	06/12/23 19:59	LL	
2,2-Dichloropropane	ND		ug/L	2.0	1.0	1	06/12/23	06/12/23 19:59	LL	
1,1-Dichloropropene	ND		ug/L	2.0	1.0	1	06/12/23	06/12/23 19:59	LL	
cis-1,3-Dichloropropene	ND		ug/L	2.0	1.0	1	06/12/23	06/12/23 19:59	LL	
trans-1,3-Dichloropropene	ND		ug/L	2.0	1.0	1	06/12/23	06/12/23 19:59	LL	
Diisopropyl ether (DIPE)	ND		ug/L	2.0	1.0	1	06/12/23	06/12/23 19:59	LL	
Ethyl tert-butyl ether (ETBE)	ND		ug/L	2.0	1.0	1	06/12/23	06/12/23 19:59	LL	
Ethylbenzene	ND		ug/L	2.0	1.0	1	06/12/23	06/12/23 19:59	LL	
Hexachlorobutadiene	ND		ug/L	2.0	1.0	1	06/12/23	06/12/23 19:59	LL	
2-Hexanone	ND		ug/L	10.0	10.0	1	06/12/23	06/12/23 19:59	LL	
Isopropylbenzene (Cumene)	ND		ug/L	2.0	1.0	1	06/12/23	06/12/23 19:59	LL	
4-Isopropyltoluene	ND		ug/L	2.0	1.0	1	06/12/23	06/12/23 19:59	LL	
Methyl tert-butyl ether (MTBE)	171		ug/L	2.0	1.0	1	06/12/23	06/12/23 19:59	LL	
4-Methyl-2-pentanone	ND		ug/L	10.0	10.0	1	06/12/23	06/12/23 19:59	LL	
Methylene chloride	ND		ug/L	10.0	5.0	1	06/12/23	06/12/23 19:59	LL	
Naphthalene	ND		ug/L	2.0	2.0	1	06/12/23	06/12/23 19:59	LL	
n-Propylbenzene	ND		ug/L	2.0	1.0	1	06/12/23	06/12/23 19:59	LL	
Styrene	ND		ug/L	2.0	1.0	1	06/12/23	06/12/23 19:59	LL	
1,1,1,2-Tetrachloroethane	ND		ug/L	2.0	1.0	1	06/12/23	06/12/23 19:59	LL	
1,1,2,2-Tetrachloroethane	ND		ug/L	2.0	1.0	1	06/12/23	06/12/23 19:59	LL	
Tetrachloroethene	ND		ug/L	2.0	1.0	1	06/12/23	06/12/23 19:59	LL	
Toluene	ND		ug/L	2.0	1.0	1	06/12/23	06/12/23 19:59	LL	
1,2,3-Trichlorobenzene	ND		ug/L	2.0	1.0	1	06/12/23	06/12/23 19:59	LL	
1,2,4-Trichlorobenzene	ND		ug/L	2.0	1.0	1	06/12/23	06/12/23 19:59	LL	
1,1,1-Trichloroethane	ND		ug/L	2.0	1.0	1	06/12/23	06/12/23 19:59	LL	
1,1,2-Trichloroethane	ND		ug/L	2.0	1.0	1	06/12/23	06/12/23 19:59	LL	
Trichloroethene	ND		ug/L	2.0	1.0	1	06/12/23	06/12/23 19:59	LL	



Rabecka Koons, Quality Assurance Officer

The results in this report apply to the samples analyzed in accordance with the chain of custody document. This analytical report must be reproduced in its entirety.

1500 Caton Center Dr Suite G
Baltimore MD 21227
410-247-7600
www.mdspectral.com
MD DW LabID 153

Project: GEORGE'S DELI & GAS

Project Number: CG-08-0348
Project Manager: Kevin Howard

Reported:
06/15/23 13:37

GDG-DUPE

3060617-15 (Nonpotable Water)
Sampled on: 06/06/23 00:00

Analyte	Result	Notes	Units	Reporting Limit (MRL)	Detection Limit (LOD)	Dilution	Prepared	Analyzed	Analyst
Volatile Organics by EPA 8260B (GC/MS) Prepared by GCMS-WATER-VOLATILES (continued)									
Trichlorofluoromethane (Freon 11)	ND		ug/L	2.0	1.0	1	06/12/23	06/12/23 19:59	LL
1,2,3-Trichloropropane	ND		ug/L	2.0	1.0	1	06/12/23	06/12/23 19:59	LL
1,2,4-Trimethylbenzene	ND		ug/L	2.0	1.0	1	06/12/23	06/12/23 19:59	LL
1,3,5-Trimethylbenzene	ND		ug/L	2.0	1.0	1	06/12/23	06/12/23 19:59	LL
Vinyl chloride	ND		ug/L	2.0	1.0	1	06/12/23	06/12/23 19:59	LL
o-Xylene	ND		ug/L	2.0	1.0	1	06/12/23	06/12/23 19:59	LL
m- & p-Xylenes	ND		ug/L	2.0	1.0	1	06/12/23	06/12/23 19:59	LL
Surrogate: 1,2-Dichloroethane-d4			70-130	102 %	06/12/23		06/12/23 19:59		
Surrogate: Toluene-d8			75-120	97 %	06/12/23		06/12/23 19:59		
Surrogate: 4-Bromofluorobenzene			75-120	98 %	06/12/23		06/12/23 19:59		



Rabecka Koons, Quality Assurance Officer

The results in this report apply to the samples analyzed in accordance with the chain of custody document. This analytical report must be reproduced in its entirety.

Project: GEORGE'S DELI & GAS

Project Number: CG-08-0348
Project Manager: Kevin Howard

Reported:
06/15/23 13:37

GDG-EFB

3060617-16 (Nonpotable Water)
Sampled on: 06/06/23 09:45

Analyte	Result	Notes	Units	Reporting Limit (MRL)	Detection Limit (LOD)	Dilution	Prepared	Analyzed	Analyst
Volatile Organics by EPA 8260B (GC/MS) Prepared by GCMS-WATER-VOLATILES									
Acetone	ND		ug/L	10.0	10.0	1	06/12/23	06/12/23 18:45	LL
tert-Amyl alcohol (TAA)	ND		ug/L	20.0	20.0	1	06/12/23	06/12/23 18:45	LL
tert-Amyl methyl ether (TAME)	ND		ug/L	2.0	1.0	1	06/12/23	06/12/23 18:45	LL
Benzene	ND		ug/L	2.0	1.0	1	06/12/23	06/12/23 18:45	LL
Bromobenzene	ND		ug/L	2.0	1.0	1	06/12/23	06/12/23 18:45	LL
Bromochloromethane	ND		ug/L	2.0	1.0	1	06/12/23	06/12/23 18:45	LL
Bromodichloromethane	ND		ug/L	2.0	1.0	1	06/12/23	06/12/23 18:45	LL
Bromoform	ND		ug/L	2.0	1.0	1	06/12/23	06/12/23 18:45	LL
Bromomethane	ND		ug/L	5.0	5.0	1	06/12/23	06/12/23 18:45	LL
tert-Butanol (TBA)	ND		ug/L	15.0	15.0	1	06/12/23	06/12/23 18:45	LL
2-Butanone (MEK)	ND		ug/L	10.0	10.0	1	06/12/23	06/12/23 18:45	LL
n-Butylbenzene	ND		ug/L	2.0	1.0	1	06/12/23	06/12/23 18:45	LL
sec-Butylbenzene	ND		ug/L	2.0	1.0	1	06/12/23	06/12/23 18:45	LL
tert-Butylbenzene	ND		ug/L	2.0	1.0	1	06/12/23	06/12/23 18:45	LL
Carbon disulfide	ND		ug/L	2.0	1.0	1	06/12/23	06/12/23 18:45	LL
Carbon tetrachloride	ND		ug/L	2.0	1.0	1	06/12/23	06/12/23 18:45	LL
Chlorobenzene	ND		ug/L	2.0	1.0	1	06/12/23	06/12/23 18:45	LL
Chloroethane	ND		ug/L	5.0	5.0	1	06/12/23	06/12/23 18:45	LL
Chloroform	ND		ug/L	2.0	1.0	1	06/12/23	06/12/23 18:45	LL
Chloromethane	ND		ug/L	5.0	5.0	1	06/12/23	06/12/23 18:45	LL
2-Chlorotoluene	ND		ug/L	2.0	1.0	1	06/12/23	06/12/23 18:45	LL
4-Chlorotoluene	ND		ug/L	2.0	1.0	1	06/12/23	06/12/23 18:45	LL
Dibromochloromethane	ND		ug/L	2.0	1.0	1	06/12/23	06/12/23 18:45	LL
1,2-Dibromo-3-chloropropane	ND		ug/L	2.0	1.0	1	06/12/23	06/12/23 18:45	LL
1,2-Dibromoethane (EDB)	ND		ug/L	2.0	1.0	1	06/12/23	06/12/23 18:45	LL
Dibromomethane	ND		ug/L	2.0	1.0	1	06/12/23	06/12/23 18:45	LL
1,2-Dichlorobenzene	ND		ug/L	2.0	1.0	1	06/12/23	06/12/23 18:45	LL
1,3-Dichlorobenzene	ND		ug/L	2.0	1.0	1	06/12/23	06/12/23 18:45	LL
1,4-Dichlorobenzene	ND		ug/L	2.0	1.0	1	06/12/23	06/12/23 18:45	LL
Dichlorodifluoromethane	ND		ug/L	2.0	1.0	1	06/12/23	06/12/23 18:45	LL
1,1-Dichloroethane	ND		ug/L	2.0	1.0	1	06/12/23	06/12/23 18:45	LL
1,2-Dichloroethane	ND		ug/L	2.0	1.0	1	06/12/23	06/12/23 18:45	LL



Rabecka Koons, Quality Assurance Officer

The results in this report apply to the samples analyzed in accordance with the chain of custody document. This analytical report must be reproduced in its entirety.

Project: GEORGE'S DELI & GAS

Project Number: CG-08-0348
Project Manager: Kevin Howard

Reported:
06/15/23 13:37

GDG-EFB

3060617-16 (Nonpotable Water)
Sampled on: 06/06/23 09:45

Analyte	Result	Notes	Units	Reporting Limit (MRL)	Detection Limit (LOD)	Dilution	Prepared	Analyzed	Analyst
Volatile Organics by EPA 8260B (GC/MS) Prepared by GCMS-WATER-VOLATILES (continued)									
1,1-Dichloroethene	ND		ug/L	2.0	1.0	1	06/12/23	06/12/23 18:45	LL
cis-1,2-Dichloroethene	ND		ug/L	2.0	1.0	1	06/12/23	06/12/23 18:45	LL
trans-1,2-Dichloroethene	ND		ug/L	2.0	1.0	1	06/12/23	06/12/23 18:45	LL
Dichlorofluoromethane	ND		ug/L	2.0	1.0	1	06/12/23	06/12/23 18:45	LL
1,2-Dichloropropane	ND		ug/L	2.0	1.0	1	06/12/23	06/12/23 18:45	LL
1,3-Dichloropropane	ND		ug/L	2.0	1.0	1	06/12/23	06/12/23 18:45	LL
2,2-Dichloropropane	ND		ug/L	2.0	1.0	1	06/12/23	06/12/23 18:45	LL
1,1-Dichloropropene	ND		ug/L	2.0	1.0	1	06/12/23	06/12/23 18:45	LL
cis-1,3-Dichloropropene	ND		ug/L	2.0	1.0	1	06/12/23	06/12/23 18:45	LL
trans-1,3-Dichloropropene	ND		ug/L	2.0	1.0	1	06/12/23	06/12/23 18:45	LL
Diisopropyl ether (DIPE)	ND		ug/L	2.0	1.0	1	06/12/23	06/12/23 18:45	LL
Ethyl tert-butyl ether (ETBE)	ND		ug/L	2.0	1.0	1	06/12/23	06/12/23 18:45	LL
Ethylbenzene	ND		ug/L	2.0	1.0	1	06/12/23	06/12/23 18:45	LL
Hexachlorobutadiene	ND		ug/L	2.0	1.0	1	06/12/23	06/12/23 18:45	LL
2-Hexanone	ND		ug/L	10.0	10.0	1	06/12/23	06/12/23 18:45	LL
Isopropylbenzene (Cumene)	ND		ug/L	2.0	1.0	1	06/12/23	06/12/23 18:45	LL
4-Isopropyltoluene	ND		ug/L	2.0	1.0	1	06/12/23	06/12/23 18:45	LL
Methyl tert-butyl ether (MTBE)	ND		ug/L	2.0	1.0	1	06/12/23	06/12/23 18:45	LL
4-Methyl-2-pentanone	ND		ug/L	10.0	10.0	1	06/12/23	06/12/23 18:45	LL
Methylene chloride	ND		ug/L	10.0	5.0	1	06/12/23	06/12/23 18:45	LL
Naphthalene	ND		ug/L	2.0	2.0	1	06/12/23	06/12/23 18:45	LL
n-Propylbenzene	ND		ug/L	2.0	1.0	1	06/12/23	06/12/23 18:45	LL
Styrene	ND		ug/L	2.0	1.0	1	06/12/23	06/12/23 18:45	LL
1,1,1,2-Tetrachloroethane	ND		ug/L	2.0	1.0	1	06/12/23	06/12/23 18:45	LL
1,1,2,2-Tetrachloroethane	ND		ug/L	2.0	1.0	1	06/12/23	06/12/23 18:45	LL
Tetrachloroethene	ND		ug/L	2.0	1.0	1	06/12/23	06/12/23 18:45	LL
Toluene	ND		ug/L	2.0	1.0	1	06/12/23	06/12/23 18:45	LL
1,2,3-Trichlorobenzene	ND		ug/L	2.0	1.0	1	06/12/23	06/12/23 18:45	LL
1,2,4-Trichlorobenzene	ND		ug/L	2.0	1.0	1	06/12/23	06/12/23 18:45	LL
1,1,1-Trichloroethane	ND		ug/L	2.0	1.0	1	06/12/23	06/12/23 18:45	LL
1,1,2-Trichloroethane	ND		ug/L	2.0	1.0	1	06/12/23	06/12/23 18:45	LL
Trichloroethene	ND		ug/L	2.0	1.0	1	06/12/23	06/12/23 18:45	LL

Rabecka Koons

The results in this report apply to the samples analyzed in accordance with the chain of custody document. This analytical report must be reproduced in its entirety.

Rabecka Koons, Quality Assurance Officer

1500 Caton Center Dr Suite G
Baltimore MD 21227
410-247-7600
www.mdspectral.com
MD DW LabID 153

Project: GEORGE'S DELI & GAS

Project Number: CG-08-0348
Project Manager: Kevin Howard

Reported:
06/15/23 13:37

GDG-EFB

3060617-16 (Nonpotable Water)
Sampled on: 06/06/23 09:45

Analyte	Result	Notes	Units	Reporting Limit (MRL)	Detection Limit (LOD)	Dilution	Prepared	Analyzed	Analyst
Volatile Organics by EPA 8260B (GC/MS) Prepared by GCMS-WATER-VOLATILES (continued)									
Trichlorofluoromethane (Freon 11)	ND		ug/L	2.0	1.0	1	06/12/23	06/12/23 18:45	LL
1,2,3-Trichloropropane	ND		ug/L	2.0	1.0	1	06/12/23	06/12/23 18:45	LL
1,2,4-Trimethylbenzene	ND		ug/L	2.0	1.0	1	06/12/23	06/12/23 18:45	LL
1,3,5-Trimethylbenzene	ND		ug/L	2.0	1.0	1	06/12/23	06/12/23 18:45	LL
Vinyl chloride	ND		ug/L	2.0	1.0	1	06/12/23	06/12/23 18:45	LL
o-Xylene	ND		ug/L	2.0	1.0	1	06/12/23	06/12/23 18:45	LL
m- & p-Xylenes	ND		ug/L	2.0	1.0	1	06/12/23	06/12/23 18:45	LL
<i>Surrogate: 1,2-Dichloroethane-d4</i>			70-130	101 %	06/12/23		06/12/23 18:45		
<i>Surrogate: Toluene-d8</i>			75-120	96 %	06/12/23		06/12/23 18:45		
<i>Surrogate: 4-Bromofluorobenzene</i>			75-120	98 %	06/12/23		06/12/23 18:45		



Rabecka Koons, Quality Assurance Officer

The results in this report apply to the samples analyzed in accordance with the chain of custody document. This analytical report must be reproduced in its entirety.

Project: GEORGE'S DELI & GAS

Project Number: CG-08-0348
Project Manager: Kevin Howard

Reported:
06/15/23 13:37

GDG-EFF

3060617-17 (Nonpotable Water)
Sampled on: 06/06/23 12:30

Analyte	Result	Notes	Units	Reporting Limit (MRL)	Detection Limit (LOD)	Dilution	Prepared	Analyzed	Analyst
Volatile Organics by EPA 8260B (GC/MS) Prepared by GCMS-WATER-VOLATILES									
Acetone	ND		ug/L	10.0	10.0	1	06/12/23	06/12/23 19:10	LL
tert-Amyl alcohol (TAA)	ND		ug/L	20.0	20.0	1	06/12/23	06/12/23 19:10	LL
tert-Amyl methyl ether (TAME)	ND		ug/L	2.0	1.0	1	06/12/23	06/12/23 19:10	LL
Benzene	ND		ug/L	2.0	1.0	1	06/12/23	06/12/23 19:10	LL
Bromobenzene	ND		ug/L	2.0	1.0	1	06/12/23	06/12/23 19:10	LL
Bromochloromethane	ND		ug/L	2.0	1.0	1	06/12/23	06/12/23 19:10	LL
Bromodichloromethane	ND		ug/L	2.0	1.0	1	06/12/23	06/12/23 19:10	LL
Bromoform	ND		ug/L	2.0	1.0	1	06/12/23	06/12/23 19:10	LL
Bromomethane	ND		ug/L	5.0	5.0	1	06/12/23	06/12/23 19:10	LL
tert-Butanol (TBA)	ND		ug/L	15.0	15.0	1	06/12/23	06/12/23 19:10	LL
2-Butanone (MEK)	ND		ug/L	10.0	10.0	1	06/12/23	06/12/23 19:10	LL
n-Butylbenzene	ND		ug/L	2.0	1.0	1	06/12/23	06/12/23 19:10	LL
sec-Butylbenzene	ND		ug/L	2.0	1.0	1	06/12/23	06/12/23 19:10	LL
tert-Butylbenzene	ND		ug/L	2.0	1.0	1	06/12/23	06/12/23 19:10	LL
Carbon disulfide	ND		ug/L	2.0	1.0	1	06/12/23	06/12/23 19:10	LL
Carbon tetrachloride	ND		ug/L	2.0	1.0	1	06/12/23	06/12/23 19:10	LL
Chlorobenzene	ND		ug/L	2.0	1.0	1	06/12/23	06/12/23 19:10	LL
Chloroethane	ND		ug/L	5.0	5.0	1	06/12/23	06/12/23 19:10	LL
Chloroform	ND		ug/L	2.0	1.0	1	06/12/23	06/12/23 19:10	LL
Chloromethane	ND		ug/L	5.0	5.0	1	06/12/23	06/12/23 19:10	LL
2-Chlorotoluene	ND		ug/L	2.0	1.0	1	06/12/23	06/12/23 19:10	LL
4-Chlorotoluene	ND		ug/L	2.0	1.0	1	06/12/23	06/12/23 19:10	LL
Dibromochloromethane	ND		ug/L	2.0	1.0	1	06/12/23	06/12/23 19:10	LL
1,2-Dibromo-3-chloropropane	ND		ug/L	2.0	1.0	1	06/12/23	06/12/23 19:10	LL
1,2-Dibromoethane (EDB)	ND		ug/L	2.0	1.0	1	06/12/23	06/12/23 19:10	LL
Dibromomethane	ND		ug/L	2.0	1.0	1	06/12/23	06/12/23 19:10	LL
1,2-Dichlorobenzene	ND		ug/L	2.0	1.0	1	06/12/23	06/12/23 19:10	LL
1,3-Dichlorobenzene	ND		ug/L	2.0	1.0	1	06/12/23	06/12/23 19:10	LL
1,4-Dichlorobenzene	ND		ug/L	2.0	1.0	1	06/12/23	06/12/23 19:10	LL
Dichlorodifluoromethane	ND		ug/L	2.0	1.0	1	06/12/23	06/12/23 19:10	LL
1,1-Dichloroethane	ND		ug/L	2.0	1.0	1	06/12/23	06/12/23 19:10	LL
1,2-Dichloroethane	ND		ug/L	2.0	1.0	1	06/12/23	06/12/23 19:10	LL

Rabecka Koons

The results in this report apply to the samples analyzed in accordance with the chain of custody document. This analytical report must be reproduced in its entirety.

Rabecka Koons, Quality Assurance Officer

Project: GEORGE'S DELI & GAS

Project Number: CG-08-0348
Project Manager: Kevin Howard

Reported:
06/15/23 13:37

GDG-EFF

3060617-17 (Nonpotable Water)
Sampled on: 06/06/23 12:30

Analyte	Result	Notes	Units	Reporting	Detection	Dilution	Prepared	Analyzed	Analyst	
				Limit (MRL)	Limit (LOD)					
Volatile Organics by EPA 8260B (GC/MS) Prepared by GCMS-WATER-VOLATILES (continued)										
1,1-Dichloroethene	ND		ug/L	2.0	1.0	1	06/12/23	06/12/23 19:10	LL	
cis-1,2-Dichloroethene	ND		ug/L	2.0	1.0	1	06/12/23	06/12/23 19:10	LL	
trans-1,2-Dichloroethene	ND		ug/L	2.0	1.0	1	06/12/23	06/12/23 19:10	LL	
Dichlorofluoromethane	ND		ug/L	2.0	1.0	1	06/12/23	06/12/23 19:10	LL	
1,2-Dichloropropane	ND		ug/L	2.0	1.0	1	06/12/23	06/12/23 19:10	LL	
1,3-Dichloropropane	ND		ug/L	2.0	1.0	1	06/12/23	06/12/23 19:10	LL	
2,2-Dichloropropane	ND		ug/L	2.0	1.0	1	06/12/23	06/12/23 19:10	LL	
1,1-Dichloropropene	ND		ug/L	2.0	1.0	1	06/12/23	06/12/23 19:10	LL	
cis-1,3-Dichloropropene	ND		ug/L	2.0	1.0	1	06/12/23	06/12/23 19:10	LL	
trans-1,3-Dichloropropene	ND		ug/L	2.0	1.0	1	06/12/23	06/12/23 19:10	LL	
Diisopropyl ether (DIPE)	ND		ug/L	2.0	1.0	1	06/12/23	06/12/23 19:10	LL	
Ethyl tert-butyl ether (ETBE)	ND		ug/L	2.0	1.0	1	06/12/23	06/12/23 19:10	LL	
Ethylbenzene	ND		ug/L	2.0	1.0	1	06/12/23	06/12/23 19:10	LL	
Hexachlorobutadiene	ND		ug/L	2.0	1.0	1	06/12/23	06/12/23 19:10	LL	
2-Hexanone	ND		ug/L	10.0	10.0	1	06/12/23	06/12/23 19:10	LL	
Isopropylbenzene (Cumene)	ND		ug/L	2.0	1.0	1	06/12/23	06/12/23 19:10	LL	
4-Isopropyltoluene	ND		ug/L	2.0	1.0	1	06/12/23	06/12/23 19:10	LL	
Methyl tert-butyl ether (MTBE)	ND		ug/L	2.0	1.0	1	06/12/23	06/12/23 19:10	LL	
4-Methyl-2-pentanone	ND		ug/L	10.0	10.0	1	06/12/23	06/12/23 19:10	LL	
Methylene chloride	ND		ug/L	10.0	5.0	1	06/12/23	06/12/23 19:10	LL	
Naphthalene	ND		ug/L	2.0	2.0	1	06/12/23	06/12/23 19:10	LL	
n-Propylbenzene	ND		ug/L	2.0	1.0	1	06/12/23	06/12/23 19:10	LL	
Styrene	ND		ug/L	2.0	1.0	1	06/12/23	06/12/23 19:10	LL	
1,1,1,2-Tetrachloroethane	ND		ug/L	2.0	1.0	1	06/12/23	06/12/23 19:10	LL	
1,1,2,2-Tetrachloroethane	ND		ug/L	2.0	1.0	1	06/12/23	06/12/23 19:10	LL	
Tetrachloroethene	ND		ug/L	2.0	1.0	1	06/12/23	06/12/23 19:10	LL	
Toluene	ND		ug/L	2.0	1.0	1	06/12/23	06/12/23 19:10	LL	
1,2,3-Trichlorobenzene	ND		ug/L	2.0	1.0	1	06/12/23	06/12/23 19:10	LL	
1,2,4-Trichlorobenzene	ND		ug/L	2.0	1.0	1	06/12/23	06/12/23 19:10	LL	
1,1,1-Trichloroethane	ND		ug/L	2.0	1.0	1	06/12/23	06/12/23 19:10	LL	
1,1,2-Trichloroethane	ND		ug/L	2.0	1.0	1	06/12/23	06/12/23 19:10	LL	
Trichloroethene	ND		ug/L	2.0	1.0	1	06/12/23	06/12/23 19:10	LL	



Rabecka Koons, Quality Assurance Officer

The results in this report apply to the samples analyzed in accordance with the chain of custody document. This analytical report must be reproduced in its entirety.

Project: GEORGE'S DELI & GAS

Project Number: CG-08-0348
Project Manager: Kevin Howard

Reported:
06/15/23 13:37

GDG-EFF

3060617-17 (Nonpotable Water)
Sampled on: 06/06/23 12:30

Analyte	Result	Notes	Units	Reporting Limit (MRL)	Detection Limit (LOD)	Dilution	Prepared	Analyzed	Analyst
Volatile Organics by EPA 8260B (GC/MS) Prepared by GCMS-WATER-VOLATILES (continued)									
Trichlorofluoromethane (Freon 11)	ND		ug/L	2.0	1.0	1	06/12/23	06/12/23 19:10	LL
1,2,3-Trichloropropane	ND		ug/L	2.0	1.0	1	06/12/23	06/12/23 19:10	LL
1,2,4-Trimethylbenzene	ND		ug/L	2.0	1.0	1	06/12/23	06/12/23 19:10	LL
1,3,5-Trimethylbenzene	ND		ug/L	2.0	1.0	1	06/12/23	06/12/23 19:10	LL
Vinyl chloride	ND		ug/L	2.0	1.0	1	06/12/23	06/12/23 19:10	LL
o-Xylene	ND		ug/L	2.0	1.0	1	06/12/23	06/12/23 19:10	LL
m- & p-Xylenes	ND		ug/L	2.0	1.0	1	06/12/23	06/12/23 19:10	LL
<i>Surrogate: 1,2-Dichloroethane-d4</i>			70-130	103 %	06/12/23		06/12/23 19:10		
<i>Surrogate: Toluene-d8</i>			75-120	93 %	06/12/23		06/12/23 19:10		
<i>Surrogate: 4-Bromofluorobenzene</i>			75-120	95 %	06/12/23		06/12/23 19:10		
GASOLINE RANGE ORGANICS BY EPA 8015C Prepared by GC-WATER-VOLATILES									
Gasoline-Range Organics	ND		ug/L	100	45.0	1	06/12/23	06/12/23 13:26	MNB
<i>Surrogate: a,a,a-Trifluorotoluene [FID]</i>			85-115	102 %	06/12/23		06/12/23 13:26		



Rabecka Koons, Quality Assurance Officer

The results in this report apply to the samples analyzed in accordance with the chain of custody document. This analytical report must be reproduced in its entirety.

Project: GEORGE'S DELI & GAS

Project Number: CG-08-0348
Project Manager: Kevin Howard

Reported:
06/15/23 13:37

602-DW

3060617-18 (Drinking Water)
Sampled on: 06/05/23 12:55

Analyte	Result	Notes	Units	Reporting Limit (MRL)	Detection Limit (LOD)	Dilution	Prepared	Analyzed	Analyst
Volatile Organics by EPA 524.2 (GC/MS) Prepared by GCMS-WATER-VOLATILES									
tert-Amyl alcohol (TAA)	ND		ug/L	10.0	10.0	1	06/09/23	06/09/23 13:58	LL
tert-Amyl methyl ether (TAME)	ND		ug/L	0.50	0.50	1	06/09/23	06/09/23 13:58	LL
Benzene	ND		ug/L	0.50	0.50	1	06/09/23	06/09/23 13:58	LL
Bromobenzene	ND		ug/L	0.50	0.50	1	06/09/23	06/09/23 13:58	LL
Bromochloromethane	ND		ug/L	0.50	0.50	1	06/09/23	06/09/23 13:58	LL
Bromodichloromethane	ND		ug/L	0.50	0.50	1	06/09/23	06/09/23 13:58	LL
Bromoform	ND		ug/L	0.50	0.50	1	06/09/23	06/09/23 13:58	LL
Bromomethane	ND		ug/L	0.50	0.50	1	06/09/23	06/09/23 13:58	LL
tert-Butanol (TBA)	ND		ug/L	10.0	10.0	1	06/09/23	06/09/23 13:58	LL
n-Butylbenzene	ND		ug/L	0.50	0.50	1	06/09/23	06/09/23 13:58	LL
sec-Butylbenzene	ND		ug/L	0.50	0.50	1	06/09/23	06/09/23 13:58	LL
tert-Butylbenzene	ND		ug/L	0.50	0.50	1	06/09/23	06/09/23 13:58	LL
Carbon tetrachloride	ND		ug/L	0.50	0.50	1	06/09/23	06/09/23 13:58	LL
Chlorobenzene	ND		ug/L	0.50	0.50	1	06/09/23	06/09/23 13:58	LL
Chloroethane	ND		ug/L	0.50	0.50	1	06/09/23	06/09/23 13:58	LL
Chloroform	ND		ug/L	0.50	0.50	1	06/09/23	06/09/23 13:58	LL
Chloromethane	ND		ug/L	0.50	0.50	1	06/09/23	06/09/23 13:58	LL
2-Chlorotoluene	ND		ug/L	0.50	0.50	1	06/09/23	06/09/23 13:58	LL
4-Chlorotoluene	ND		ug/L	0.50	0.50	1	06/09/23	06/09/23 13:58	LL
Dibromochloromethane	ND		ug/L	0.50	0.50	1	06/09/23	06/09/23 13:58	LL
1,2-Dibromo-3-chloropropane	ND		ug/L	0.50	0.50	1	06/09/23	06/09/23 13:58	LL
1,2-Dibromoethane (EDB)	ND		ug/L	0.50	0.50	1	06/09/23	06/09/23 13:58	LL
Dibromomethane	ND		ug/L	0.50	0.50	1	06/09/23	06/09/23 13:58	LL
1,2-Dichlorobenzene	ND		ug/L	0.50	0.50	1	06/09/23	06/09/23 13:58	LL
1,3-Dichlorobenzene	ND		ug/L	0.50	0.50	1	06/09/23	06/09/23 13:58	LL
1,4-Dichlorobenzene	ND		ug/L	0.50	0.50	1	06/09/23	06/09/23 13:58	LL
Dichlorodifluoromethane	ND		ug/L	0.50	0.50	1	06/09/23	06/09/23 13:58	LL
1,1-Dichloroethane	ND		ug/L	0.50	0.50	1	06/09/23	06/09/23 13:58	LL
1,2-Dichloroethane	ND		ug/L	0.50	0.50	1	06/09/23	06/09/23 13:58	LL
1,1-Dichloroethene	ND		ug/L	0.50	0.50	1	06/09/23	06/09/23 13:58	LL
cis-1,2-Dichloroethene	ND		ug/L	0.50	0.50	1	06/09/23	06/09/23 13:58	LL
trans-1,2-Dichloroethene	ND		ug/L	0.50	0.50	1	06/09/23	06/09/23 13:58	LL

The results in this report apply to the samples analyzed in accordance with the chain of custody document. This analytical report must be reproduced in its entirety.



Rabecka Koons, Quality Assurance Officer

Project: GEORGE'S DELI & GAS

Project Number: CG-08-0348

Project Manager: Kevin Howard

Reported:

06/15/23 13:37

602-DW

3060617-18 (Drinking Water)

Sampled on: 06/05/23 12:55

Analyte	Result	Notes	Units	Reporting Limit (MRL)	Detection Limit (LOD)	Dilution	Prepared	Analyzed	Analyst
Volatile Organics by EPA 524.2 (GC/MS) Prepared by GCMS-WATER-VOLATILES (continued)									
1,2-Dichloropropane	ND		ug/L	0.50	0.50	1	06/09/23	06/09/23 13:58	LL
1,3-Dichloropropane	ND		ug/L	0.50	0.50	1	06/09/23	06/09/23 13:58	LL
2,2-Dichloropropane	ND		ug/L	0.50	0.50	1	06/09/23	06/09/23 13:58	LL
1,1-Dichloropropene	ND		ug/L	0.50	0.50	1	06/09/23	06/09/23 13:58	LL
cis-1,3-Dichloropropene	ND		ug/L	0.50	0.50	1	06/09/23	06/09/23 13:58	LL
trans-1,3-Dichloropropene	ND		ug/L	0.50	0.50	1	06/09/23	06/09/23 13:58	LL
Diisopropyl ether (DIPE)	ND		ug/L	0.50	0.50	1	06/09/23	06/09/23 13:58	LL
Ethyl tert-butyl ether (ETBE)	ND		ug/L	0.50	0.50	1	06/09/23	06/09/23 13:58	LL
Ethylbenzene	ND		ug/L	0.50	0.50	1	06/09/23	06/09/23 13:58	LL
Hexachlorobutadiene	ND		ug/L	0.50	0.50	1	06/09/23	06/09/23 13:58	LL
Isopropylbenzene (Cumene)	ND		ug/L	0.50	0.50	1	06/09/23	06/09/23 13:58	LL
4-Isopropyltoluene	ND		ug/L	0.50	0.50	1	06/09/23	06/09/23 13:58	LL
Methyl tert-butyl ether (MTBE)	0.83		ug/L	0.50	0.50	1	06/09/23	06/09/23 13:58	LL
Methylene chloride	ND		ug/L	1.00	1.00	1	06/09/23	06/09/23 13:58	LL
Naphthalene	ND		ug/L	0.50	0.50	1	06/09/23	06/09/23 13:58	LL
n-Propylbenzene	ND		ug/L	0.50	0.50	1	06/09/23	06/09/23 13:58	LL
Styrene	ND		ug/L	0.50	0.50	1	06/09/23	06/09/23 13:58	LL
1,1,1,2-Tetrachloroethane	ND		ug/L	0.50	0.50	1	06/09/23	06/09/23 13:58	LL
1,1,2,2-Tetrachloroethane	ND		ug/L	0.50	0.50	1	06/09/23	06/09/23 13:58	LL
Tetrachloroethene	ND		ug/L	0.50	0.50	1	06/09/23	06/09/23 13:58	LL
Toluene	ND		ug/L	0.50	0.50	1	06/09/23	06/09/23 13:58	LL
1,2,3-Trichlorobenzene	ND		ug/L	0.50	0.50	1	06/09/23	06/09/23 13:58	LL
1,2,4-Trichlorobenzene	ND		ug/L	0.50	0.50	1	06/09/23	06/09/23 13:58	LL
1,1,1-Trichloroethane	ND		ug/L	0.50	0.50	1	06/09/23	06/09/23 13:58	LL
1,1,2-Trichloroethane	ND		ug/L	0.50	0.50	1	06/09/23	06/09/23 13:58	LL
Trichloroethene	ND		ug/L	0.50	0.50	1	06/09/23	06/09/23 13:58	LL
Trichlorofluoromethane (Freon 11)	ND		ug/L	0.50	0.50	1	06/09/23	06/09/23 13:58	LL
1,2,3-Trichloropropane	ND		ug/L	0.50	0.50	1	06/09/23	06/09/23 13:58	LL
1,2,4-Trimethylbenzene	ND		ug/L	0.50	0.50	1	06/09/23	06/09/23 13:58	LL
1,3,5-Trimethylbenzene	ND		ug/L	0.50	0.50	1	06/09/23	06/09/23 13:58	LL
Vinyl chloride	ND		ug/L	0.50	0.50	1	06/09/23	06/09/23 13:58	LL
o-Xylene	ND		ug/L	0.50	0.50	1	06/09/23	06/09/23 13:58	LL

The results in this report apply to the samples analyzed in accordance with the chain of custody document. This analytical report must be reproduced in its entirety.



Rabecka Koons, Quality Assurance Officer

1500 Caton Center Dr Suite G
Baltimore MD 21227
410-247-7600
www.mdspectral.com
MD DW LabID 153

Project: GEORGE'S DELI & GAS

Project Number: CG-08-0348
Project Manager: Kevin Howard

Reported:
06/15/23 13:37

602-DW

3060617-18 (Drinking Water)
Sampled on: 06/05/23 12:55

Analyte	Result	Notes	Units	Reporting Limit (MRL)	Detection Limit (LOD)	Dilution	Prepared	Analyzed	Analyst
Volatile Organics by EPA 524.2 (GC/MS) Prepared by GCMS-WATER-VOLATILES (continued)									
m- & p-Xylenes	ND		ug/L	0.50	0.50	1	06/09/23	06/09/23 13:58	LL
Surrogate: 4-Bromofluorobenzene			80-120	87 %	06/09/23		06/09/23 13:58		
Surrogate: 1,2-Dichlorobenzene-d4			80-120	82 %	06/09/23		06/09/23 13:58		



Rabecka Koons, Quality Assurance Officer

The results in this report apply to the samples analyzed in accordance with the chain of custody document. This analytical report must be reproduced in its entirety.

Project: GEORGE'S DELI & GAS

Project Number: CG-08-0348
Project Manager: Kevin Howard

Reported:
06/15/23 13:37

2040-DW

**3060617-19 (Drinking Water)
Sampled on: 06/05/23 13:20**

Analyte	Result	Notes	Units	Reporting Limit (MRL)	Detection Limit (LOD)	Dilution	Prepared	Analyzed	Analyst
Volatile Organics by EPA 524.2 (GC/MS) Prepared by GCMS-WATER-VOLATILES									
tert-Amyl alcohol (TAA)	ND		ug/L	10.0	10.0	1	06/09/23	06/09/23 14:21	LL
tert-Amyl methyl ether (TAME)	ND		ug/L	0.50	0.50	1	06/09/23	06/09/23 14:21	LL
Benzene	ND		ug/L	0.50	0.50	1	06/09/23	06/09/23 14:21	LL
Bromobenzene	ND		ug/L	0.50	0.50	1	06/09/23	06/09/23 14:21	LL
Bromochloromethane	ND		ug/L	0.50	0.50	1	06/09/23	06/09/23 14:21	LL
Bromodichloromethane	ND		ug/L	0.50	0.50	1	06/09/23	06/09/23 14:21	LL
Bromoform	ND		ug/L	0.50	0.50	1	06/09/23	06/09/23 14:21	LL
Bromomethane	ND		ug/L	0.50	0.50	1	06/09/23	06/09/23 14:21	LL
tert-Butanol (TBA)	ND		ug/L	10.0	10.0	1	06/09/23	06/09/23 14:21	LL
n-Butylbenzene	ND		ug/L	0.50	0.50	1	06/09/23	06/09/23 14:21	LL
sec-Butylbenzene	ND		ug/L	0.50	0.50	1	06/09/23	06/09/23 14:21	LL
tert-Butylbenzene	ND		ug/L	0.50	0.50	1	06/09/23	06/09/23 14:21	LL
Carbon tetrachloride	ND		ug/L	0.50	0.50	1	06/09/23	06/09/23 14:21	LL
Chlorobenzene	ND		ug/L	0.50	0.50	1	06/09/23	06/09/23 14:21	LL
Chloroethane	ND		ug/L	0.50	0.50	1	06/09/23	06/09/23 14:21	LL
Chloroform	ND		ug/L	0.50	0.50	1	06/09/23	06/09/23 14:21	LL
Chloromethane	ND		ug/L	0.50	0.50	1	06/09/23	06/09/23 14:21	LL
2-Chlorotoluene	ND		ug/L	0.50	0.50	1	06/09/23	06/09/23 14:21	LL
4-Chlorotoluene	ND		ug/L	0.50	0.50	1	06/09/23	06/09/23 14:21	LL
Dibromochloromethane	ND		ug/L	0.50	0.50	1	06/09/23	06/09/23 14:21	LL
1,2-Dibromo-3-chloropropane	ND		ug/L	0.50	0.50	1	06/09/23	06/09/23 14:21	LL
1,2-Dibromoethane (EDB)	ND		ug/L	0.50	0.50	1	06/09/23	06/09/23 14:21	LL
Dibromomethane	ND		ug/L	0.50	0.50	1	06/09/23	06/09/23 14:21	LL
1,2-Dichlorobenzene	ND		ug/L	0.50	0.50	1	06/09/23	06/09/23 14:21	LL
1,3-Dichlorobenzene	ND		ug/L	0.50	0.50	1	06/09/23	06/09/23 14:21	LL
1,4-Dichlorobenzene	ND		ug/L	0.50	0.50	1	06/09/23	06/09/23 14:21	LL
Dichlorodifluoromethane	ND		ug/L	0.50	0.50	1	06/09/23	06/09/23 14:21	LL
1,1-Dichloroethane	ND		ug/L	0.50	0.50	1	06/09/23	06/09/23 14:21	LL
1,2-Dichloroethane	ND		ug/L	0.50	0.50	1	06/09/23	06/09/23 14:21	LL
1,1-Dichloroethene	ND		ug/L	0.50	0.50	1	06/09/23	06/09/23 14:21	LL
cis-1,2-Dichloroethene	ND		ug/L	0.50	0.50	1	06/09/23	06/09/23 14:21	LL
trans-1,2-Dichloroethene	ND		ug/L	0.50	0.50	1	06/09/23	06/09/23 14:21	LL

The results in this report apply to the samples analyzed in accordance with the chain of custody document. This analytical report must be reproduced in its entirety.



Rabecka Koons, Quality Assurance Officer

Project: GEORGE'S DELI & GAS

Project Number: CG-08-0348

Project Manager: Kevin Howard

Reported:

06/15/23 13:37

2040-DW

3060617-19 (Drinking Water)

Sampled on: 06/05/23 13:20

Analyte	Result	Notes	Units	Reporting Limit (MRL)	Detection Limit (LOD)	Dilution	Prepared	Analyzed	Analyst
Volatile Organics by EPA 524.2 (GC/MS) Prepared by GCMS-WATER-VOLATILES (continued)									
1,2-Dichloropropane	ND		ug/L	0.50	0.50	1	06/09/23	06/09/23 14:21	LL
1,3-Dichloropropane	ND		ug/L	0.50	0.50	1	06/09/23	06/09/23 14:21	LL
2,2-Dichloropropane	ND		ug/L	0.50	0.50	1	06/09/23	06/09/23 14:21	LL
1,1-Dichloropropene	ND		ug/L	0.50	0.50	1	06/09/23	06/09/23 14:21	LL
cis-1,3-Dichloropropene	ND		ug/L	0.50	0.50	1	06/09/23	06/09/23 14:21	LL
trans-1,3-Dichloropropene	ND		ug/L	0.50	0.50	1	06/09/23	06/09/23 14:21	LL
Diisopropyl ether (DIPE)	ND		ug/L	0.50	0.50	1	06/09/23	06/09/23 14:21	LL
Ethyl tert-butyl ether (ETBE)	ND		ug/L	0.50	0.50	1	06/09/23	06/09/23 14:21	LL
Ethylbenzene	ND		ug/L	0.50	0.50	1	06/09/23	06/09/23 14:21	LL
Hexachlorobutadiene	ND		ug/L	0.50	0.50	1	06/09/23	06/09/23 14:21	LL
Isopropylbenzene (Cumene)	ND		ug/L	0.50	0.50	1	06/09/23	06/09/23 14:21	LL
4-Isopropyltoluene	ND		ug/L	0.50	0.50	1	06/09/23	06/09/23 14:21	LL
Methyl tert-butyl ether (MTBE)	ND		ug/L	0.50	0.50	1	06/09/23	06/09/23 14:21	LL
Methylene chloride	ND		ug/L	1.00	1.00	1	06/09/23	06/09/23 14:21	LL
Naphthalene	ND		ug/L	0.50	0.50	1	06/09/23	06/09/23 14:21	LL
n-Propylbenzene	ND		ug/L	0.50	0.50	1	06/09/23	06/09/23 14:21	LL
Styrene	ND		ug/L	0.50	0.50	1	06/09/23	06/09/23 14:21	LL
1,1,1,2-Tetrachloroethane	ND		ug/L	0.50	0.50	1	06/09/23	06/09/23 14:21	LL
1,1,2,2-Tetrachloroethane	ND		ug/L	0.50	0.50	1	06/09/23	06/09/23 14:21	LL
Tetrachloroethene	ND		ug/L	0.50	0.50	1	06/09/23	06/09/23 14:21	LL
Toluene	ND		ug/L	0.50	0.50	1	06/09/23	06/09/23 14:21	LL
1,2,3-Trichlorobenzene	ND		ug/L	0.50	0.50	1	06/09/23	06/09/23 14:21	LL
1,2,4-Trichlorobenzene	ND		ug/L	0.50	0.50	1	06/09/23	06/09/23 14:21	LL
1,1,1-Trichloroethane	ND		ug/L	0.50	0.50	1	06/09/23	06/09/23 14:21	LL
1,1,2-Trichloroethane	ND		ug/L	0.50	0.50	1	06/09/23	06/09/23 14:21	LL
Trichloroethene	ND		ug/L	0.50	0.50	1	06/09/23	06/09/23 14:21	LL
Trichlorofluoromethane (Freon 11)	ND		ug/L	0.50	0.50	1	06/09/23	06/09/23 14:21	LL
1,2,3-Trichloropropane	ND		ug/L	0.50	0.50	1	06/09/23	06/09/23 14:21	LL
1,2,4-Trimethylbenzene	ND		ug/L	0.50	0.50	1	06/09/23	06/09/23 14:21	LL
1,3,5-Trimethylbenzene	ND		ug/L	0.50	0.50	1	06/09/23	06/09/23 14:21	LL
Vinyl chloride	ND		ug/L	0.50	0.50	1	06/09/23	06/09/23 14:21	LL
o-Xylene	ND		ug/L	0.50	0.50	1	06/09/23	06/09/23 14:21	LL



Rabecka Koons, Quality Assurance Officer

The results in this report apply to the samples analyzed in accordance with the chain of custody document. This analytical report must be reproduced in its entirety.

1500 Caton Center Dr Suite G
Baltimore MD 21227
410-247-7600
www.mdspectral.com
MD DW LabID 153

Project: GEORGE'S DELI & GAS

Project Number: CG-08-0348
Project Manager: Kevin Howard

Reported:
06/15/23 13:37

2040-DW

3060617-19 (Drinking Water)
Sampled on: 06/05/23 13:20

Analyte	Result	Notes	Units	Reporting Limit (MRL)	Detection Limit (LOD)	Dilution	Prepared	Analyzed	Analyst
Volatile Organics by EPA 524.2 (GC/MS) Prepared by GCMS-WATER-VOLATILES (continued)									
m- & p-Xylenes	ND		ug/L	0.50	0.50	1	06/09/23	06/09/23 14:21	LL
Surrogate: 4-Bromofluorobenzene			80-120	87 %	06/09/23		06/09/23 14:21		
Surrogate: 1,2-Dichlorobenzene-d4			80-120	82 %	06/09/23		06/09/23 14:21		



Rabecka Koons, Quality Assurance Officer

The results in this report apply to the samples analyzed in accordance with the chain of custody document. This analytical report must be reproduced in its entirety.

Project: GEORGE'S DELI & GAS

Project Number: CG-08-0348
Project Manager: Kevin Howard

Reported:
06/15/23 13:37

Notes and Definitions

T	Sample temperature upon receipt was above acceptance criteria.
J	Detected but below the reporting limit; therefore, result is an estimated concentration (CLP J-Flag).
RE	Sample reanalyses are done at the laboratory's discretion as a mechanism to improve data quality. Any client requested reanalysis will be identified with a sample qualifier.
ND	Analyte NOT DETECTED at or above the reporting limit
dry	Sample results reported on a dry weight basis
RPD	Relative Percent Difference
%-Solids	Percent Solids is a supportive test and as such does not require accreditation

Rabecka Koons

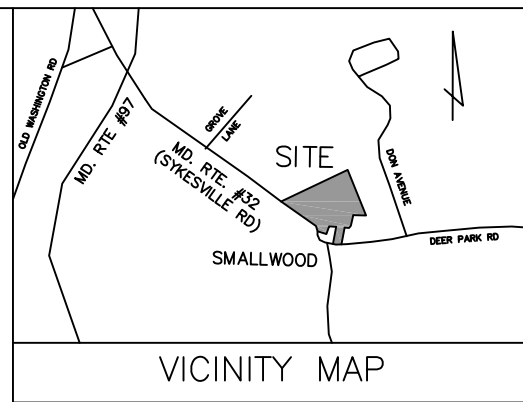
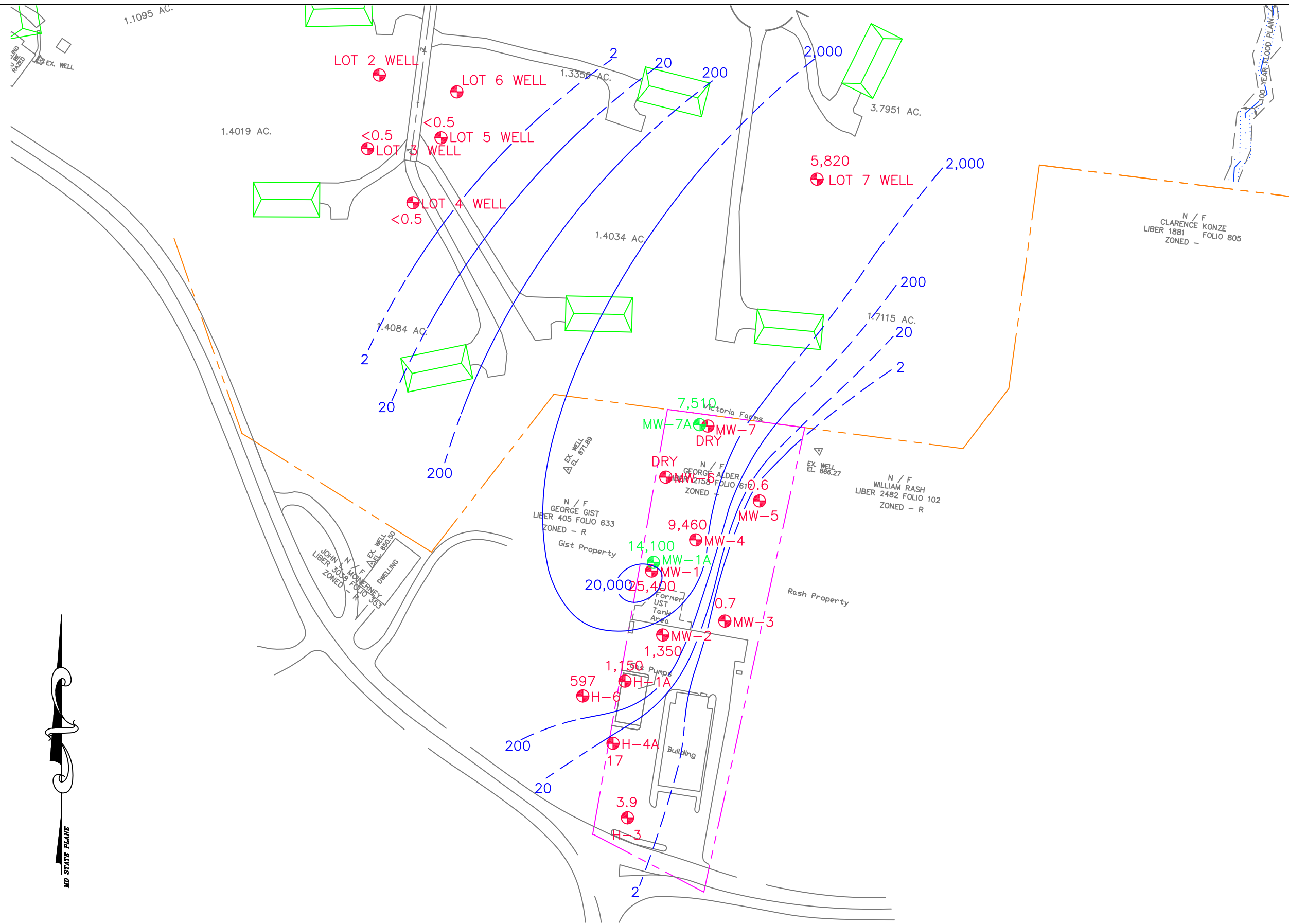
Rabecka Koons, Quality Assurance Officer

The results in this report apply to the samples analyzed in accordance with the chain of custody document. This analytical report must be reproduced in its entirety.

Company Name: Chesapeake GeoSciences, Inc.		Project Manager: Nancy Love		Analysis Requested										CHAIN-OF-CUSTODY RECORD				
Project Name: George's Deli & Gas Case No. 2007-0096-CL		Project ID: CG-08-0348												Maryland Spectral Services, Inc. 1500 Caton Center Drive, Suite G Baltimore, MD 21227 410-247-7600 o Fax 410-247-7602 labman@mdspectral.com				
Sampler(s): Devin Glancey & Sean Daniel		P.O. Number: CG080348DG												Matrix Codes: NW (nonpotable water) PW (potable water)				
Field Sample ID	Date	Time	Water	Soil	Other	No. of Containers	VOCs via EPA 8260	VOCs via EPA 524.2								Preservative: 1 + 1 HCL, H ₂ SO ₄ , Methanol, Na ₂ S ₂ O ₃ , NaHCO ₃	Field pH, Residual Chlorine, QC Request, Trip Blank, Field Blank	MSS Lab ID
GDG - DW - TB	6/1/23	14:00	X			2		X								1+1 HCL		3060617-01 A
GDG - GW - TB	6/1/23	14:05	X			2	X											- 02
Sentinel Well	6/2/23	10:20	X			3	X											- 03
H-6	6/2/23	11:35	X			3	X											- 04
H-1A	6/2/23	12:19	X			3	X											- 05
MW-7B	6/5/23	9:15	X			3	X											- 06
MW-7R	6/5/23	10:15	X			3	X											- 07
MW-7A	6/5/23	11:10	X			3	X											- 08
MW-2	6/5/23	12:25	X			2	X											- 09
MW-4	6/6/23	9:05	X			3	X											- 10
Relinquished by: (Signature) <i>Devin Glancey</i>		Date/Time 6/6/23		Received by: (Signature)				Relinquished by: (Signature)				Date/Time		Received by: (Signature)				
(Printed) Devin Glancey		13:42		(Printed)				(Printed)						(Printed)				
Relinquished by: (Signature)		Date/Time		Received by Lab: (Signature)				Turn Around Time:				Lab Use:						
(Printed)		6/6/23 13:45		<i>Bradley Weiss</i> (Printed) Bradley Weiss				<input checked="" type="checkbox"/> Normal (7 day) <input type="checkbox"/> 5 day <input type="checkbox"/> 4 day <input type="checkbox"/> 3 day <input type="checkbox"/> Rush (2 day) <input type="checkbox"/> Next Day <input type="checkbox"/> Other: _____ <input type="checkbox"/> Specific Due Date: _____				Temp: 12 °C <input type="checkbox"/> Received on Ice <input type="checkbox"/> Received same day <input type="checkbox"/> Preservation Appropriate Sample Disposal: <input type="checkbox"/> Return to Client <input type="checkbox"/> Disposal by lab <input checked="" type="checkbox"/> Archive for <u>14</u> days						
Delivery Method: <input type="checkbox"/> Courier <input checked="" type="checkbox"/> Client <input type="checkbox"/> UPS <input type="checkbox"/> FedEx <input type="checkbox"/> USPS <input type="checkbox"/> Other: _____		Special Instructions/QC Requirements & Comments: Email results to nlove@cgs.us.com . Please include fuel oxygenates + naphthalene in VOCs 8260. Please J-flag the results.																

Company Name: Chesapeake GeoSciences, Inc.		Project Manager: Nancy Love		Analysis Requested										CHAIN-OF-CUSTODY RECORD		
Project Name: George's Deli & Gas Case No. 2007-0096-CL		Project ID: CG-08-0348		No. of Containers VOCs via EPA 8260 VOCs via EPA 524.2 TPH-GRO 8015										Maryland Spectral Services, Inc. 1500 Caton Center Drive, Suite G Baltimore, MD 21227 410-247-7600 o Fax 410-247-7602 labman@mdspectral.com		
Sampler(s): Devin Glancey & Sean Daniel		P.O. Number: CG080348DG												Matrix Codes: NW (nonpotable water) PW (potable water)		
Field Sample ID	Date	Time	Water											Soil	Other	Preservative: 1 + 1 HCL, H ₂ SO ₄ , Methanol, Na ₂ S ₂ O ₃ , NaHCO ₃
MW-6	6/6/23	8:50	X			3	X							1+1 HCL	3060617-11 A	
MW-1	6/6/23	10:35	X			3	X								- 12	
MW-1A	6/6/23	11:25	X			3	X								- 13	
Lot 7 Well	6/6/23	12:10	X			3	X								- 14	
GDG - Dpe	6/6/23	00:00	X			3	X								- 15	
GDG - EFB	6/6/23	9:45	X			3	X								- 16	
GDG - EFF	6/6/23	12:30	X			6	X	X							- 17	
602-DW	6/5/23	12:55	X			3	X								- 18	
2040-DW	6/5/23	13:20	X			3	X								- 19	
Relinquished by: (Signature) <i>Devin Glancey</i>		Date/Time 6/6/23	Received by: (Signature)			Relinquished by: (Signature)			Date/Time	Received by: (Signature)						
(Printed) Devin Glancey		13:42	(Printed)			(Printed)				(Printed)						
Relinquished by: (Signature)		Date/Time 6/6/23	Received by Lab: (Signature) <i>Bradley Veiss</i>			Turn Around Time:			Lab Use:							
(Printed)		13:45	(Printed) Bradley Veiss			<input checked="" type="checkbox"/> Normal (7 day) <input type="checkbox"/> 5 day <input type="checkbox"/> 4 day <input type="checkbox"/> 3 day <input type="checkbox"/> Rush (2 day) <input type="checkbox"/> Next Day <input type="checkbox"/> Other: _____ <input type="checkbox"/> Specific Due Date: _____			Temp: <u>12</u> °C <input type="checkbox"/> Received on Ice <input type="checkbox"/> Received same day <input type="checkbox"/> Preservation Appropriate Sample Disposal: <input type="checkbox"/> Return to Client <input type="checkbox"/> Disposal by lab <input checked="" type="checkbox"/> Archive for <u>14</u> days							
Delivery Method: <input type="checkbox"/> Courier <input checked="" type="checkbox"/> Client <input type="checkbox"/> UPS <input type="checkbox"/> FedEx <input type="checkbox"/> USPS <input type="checkbox"/> Other: _____		Special Instructions/QC Requirements & Comments: Email results to nlove@cgs.us.com. Please include fuel oxygenates + naphthalene in VOCs 8260. Please J-flag the results.														

ATTACHMENT C
PRIOR MTBE ISOCONCENTRATION MAPS



N / F
CLARENCE KONZE
LIBER 1881 FOLIO 805
ZONED -

N / F
GEORGE GIST
LIBER 405 FOLIO 633
ZONED - R
Gist Property

N / F
WILLIAM RASH
LIBER 2482 FOLIO 102
ZONED - R
Rash Property

N / F
JOHN V. MONERNEY
LIBER 3038 FOLIO 353
ZONED - R
Dwelling

Former
UST
Tank
Area

1,150
Pumps

1,350

3.9

17

2

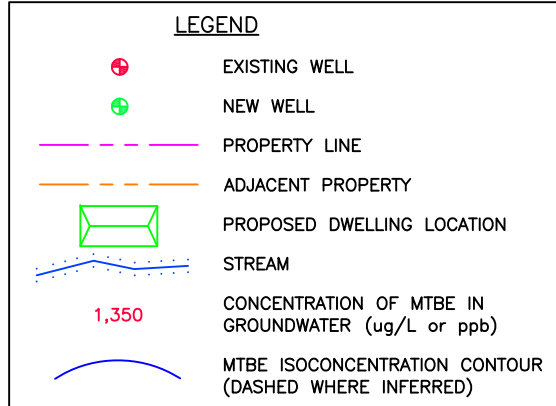
2

2

2

2

2



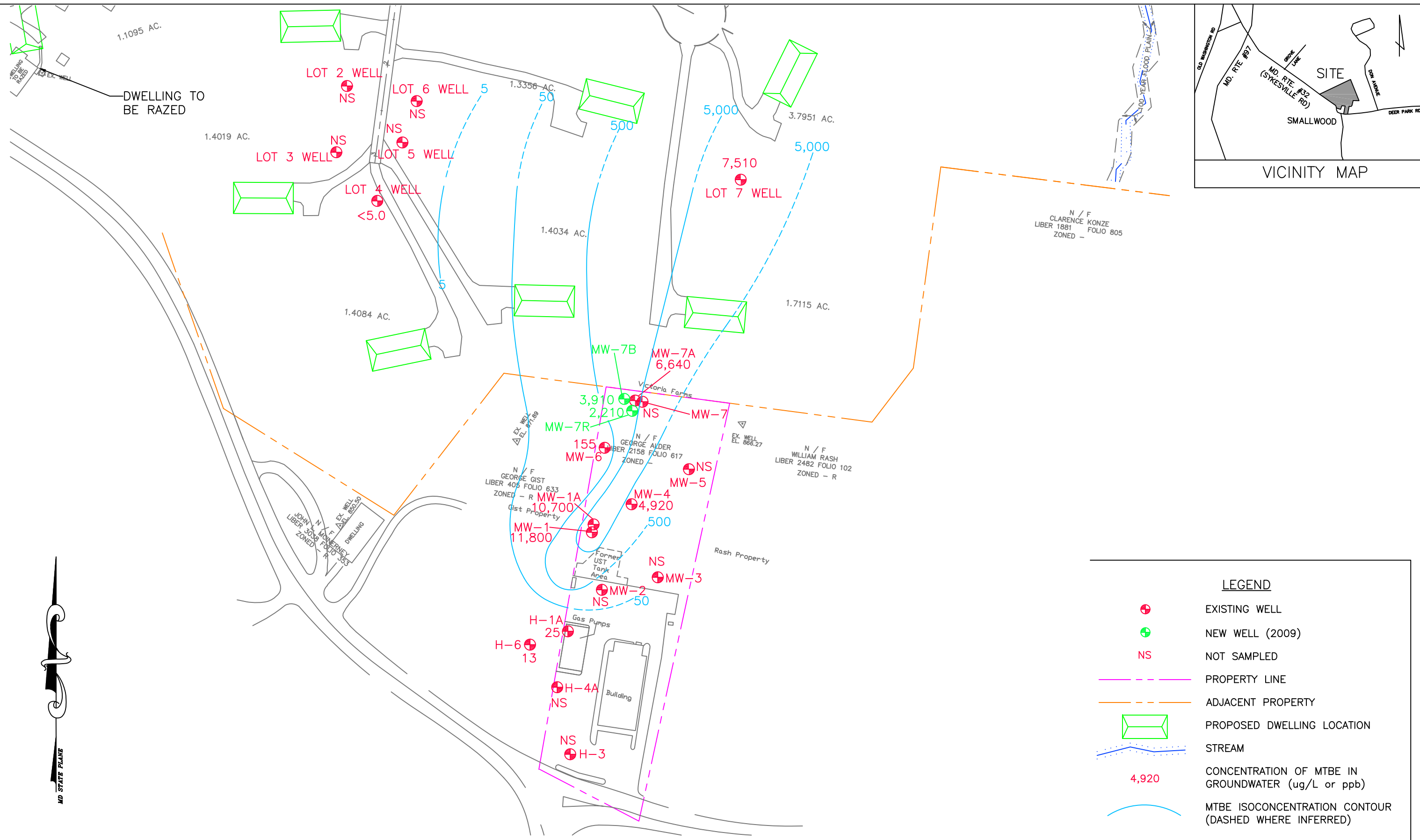
Drawn By:	Date:
Mike Walsh	09/24/08
Job #:	Proj. Manager:
CG-08-0348	Kevin Howard
Scale: 1" = 100'	



5405 Twin Knolls Road, Suite 1
Columbia, Md 21045
Phone (410) 740-1911
Fax (410) 740-3299

MTBE ISOCONCENTRATION MAP - SEPTEMBER 2008
602 Deer Park Road and 2139 Sykesville Road
Westminster, MD 21157

Figure 7



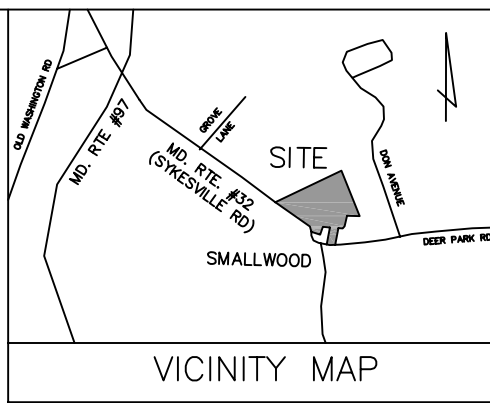
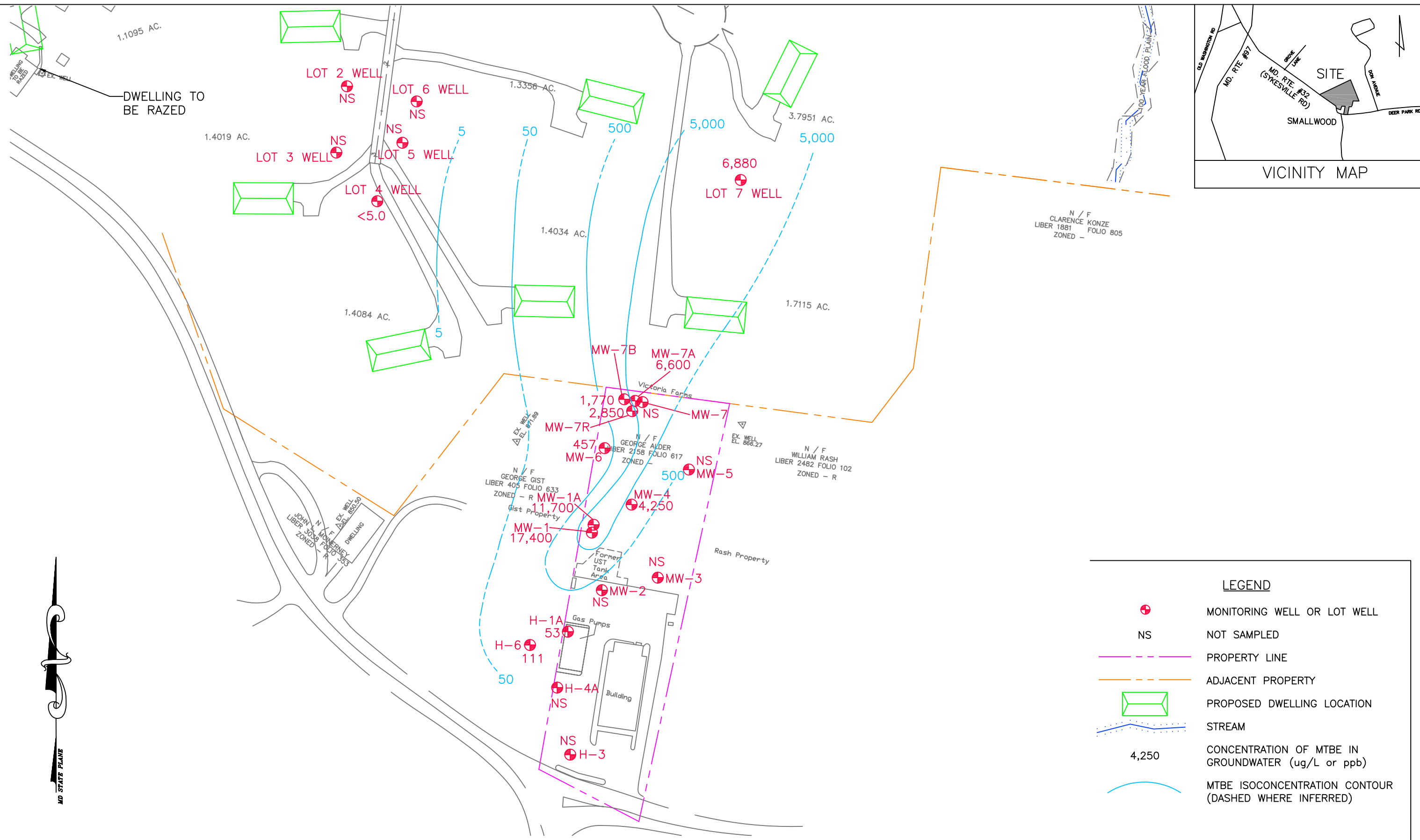
Drawn By:	Date:
Mike Walsh	01/08/10
Job #:	Proj. Manager:
CG-08-0348	Kevin Howard
Scale: 1" = 100'	



5405 Twin Knolls Road, Suite 1
 Columbia, Md 21045
 Phone (410) 740-1911
 Fax (410) 740-3299

MTBE ISOCONCENTRATION MAP - DECEMBER 2009
 602 Deer Park Road and 2139 Sykesville Road
 Westminster, MD 21157

Figure 4



LEGEND

- ⊕ MONITORING WELL OR LOT WELL
- NS NOT SAMPLED
- PROPERTY LINE
- - - ADJACENT PROPERTY
- PROPOSED DWELLING LOCATION
- STREAM
- 4,250 CONCENTRATION OF MTBE IN GROUNDWATER (ug/L or ppb)
- MTBE ISOCONCENTRATION CONTOUR (DASHED WHERE INFERRED)

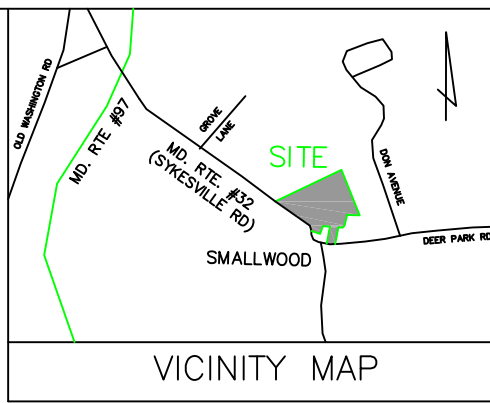
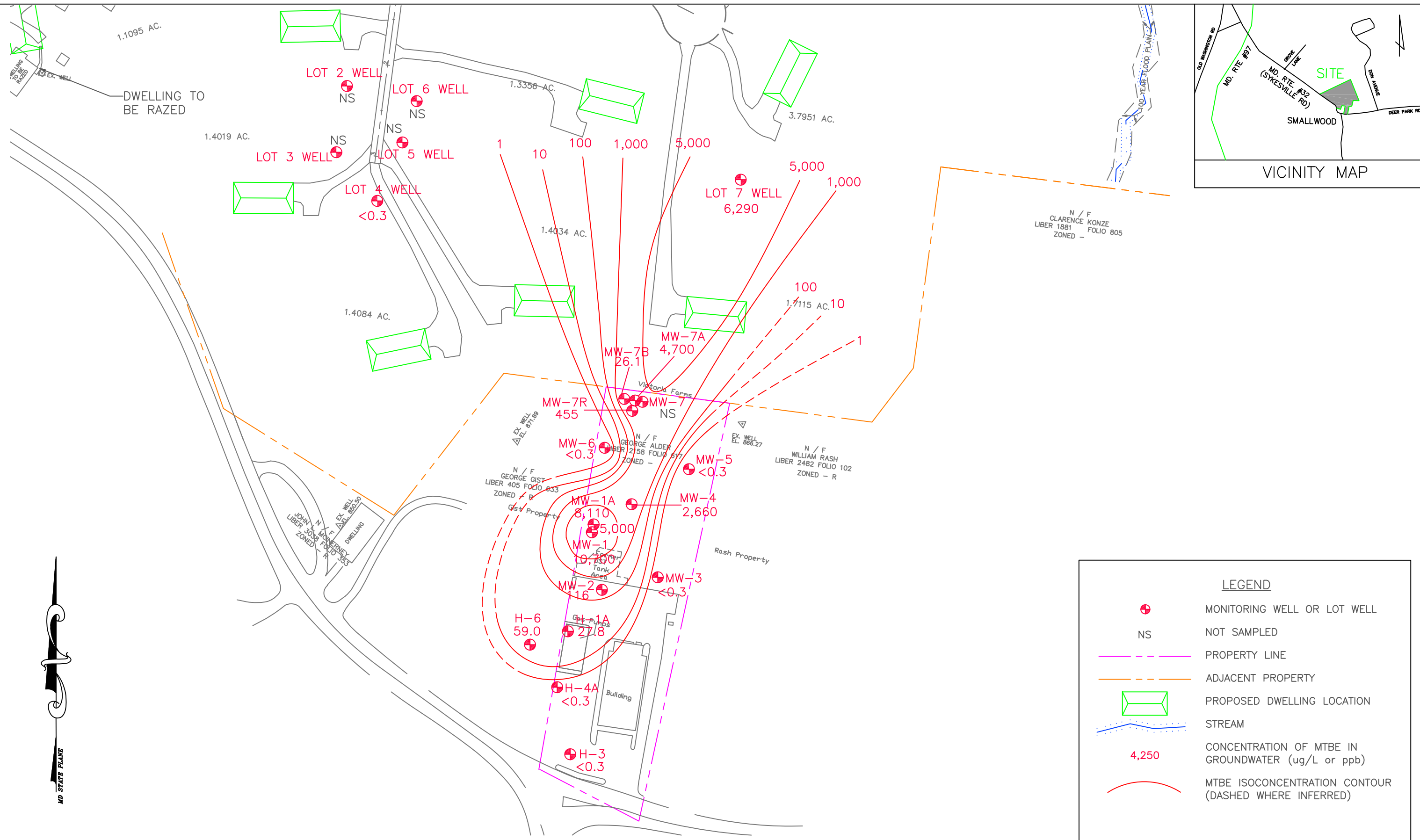
Drawn By:	Date:
Meg Staines	06/14/10
Job #:	Proj. Manager:
CG-08-0348	Kevin Howard
Scale: 1" = 100'	



5405 Twin Knolls Road, Suite 1
 Columbia, Md 21045
 Phone (410) 740-1911
 Fax (410) 740-3299

MTBE ISOCONCENTRATION MAP - MAY 2010
 602 Deer Park Road and 2139 Sykesville Road
 Westminster, MD 21157

Figure 4



LEGEND	
	MONITORING WELL OR LOT WELL
NS	NOT SAMPLED
	PROPERTY LINE
	ADJACENT PROPERTY
	PROPOSED DWELLING LOCATION
	STREAM
4,250	CONCENTRATION OF MTBE IN GROUNDWATER (ug/L or ppb)
	MTBE ISOCONCENTRATION CONTOUR (DASHED WHERE INFERRED)

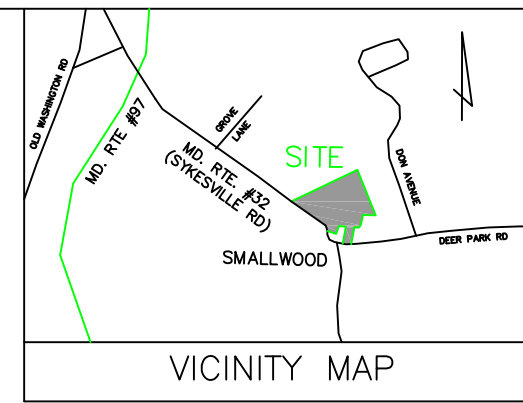
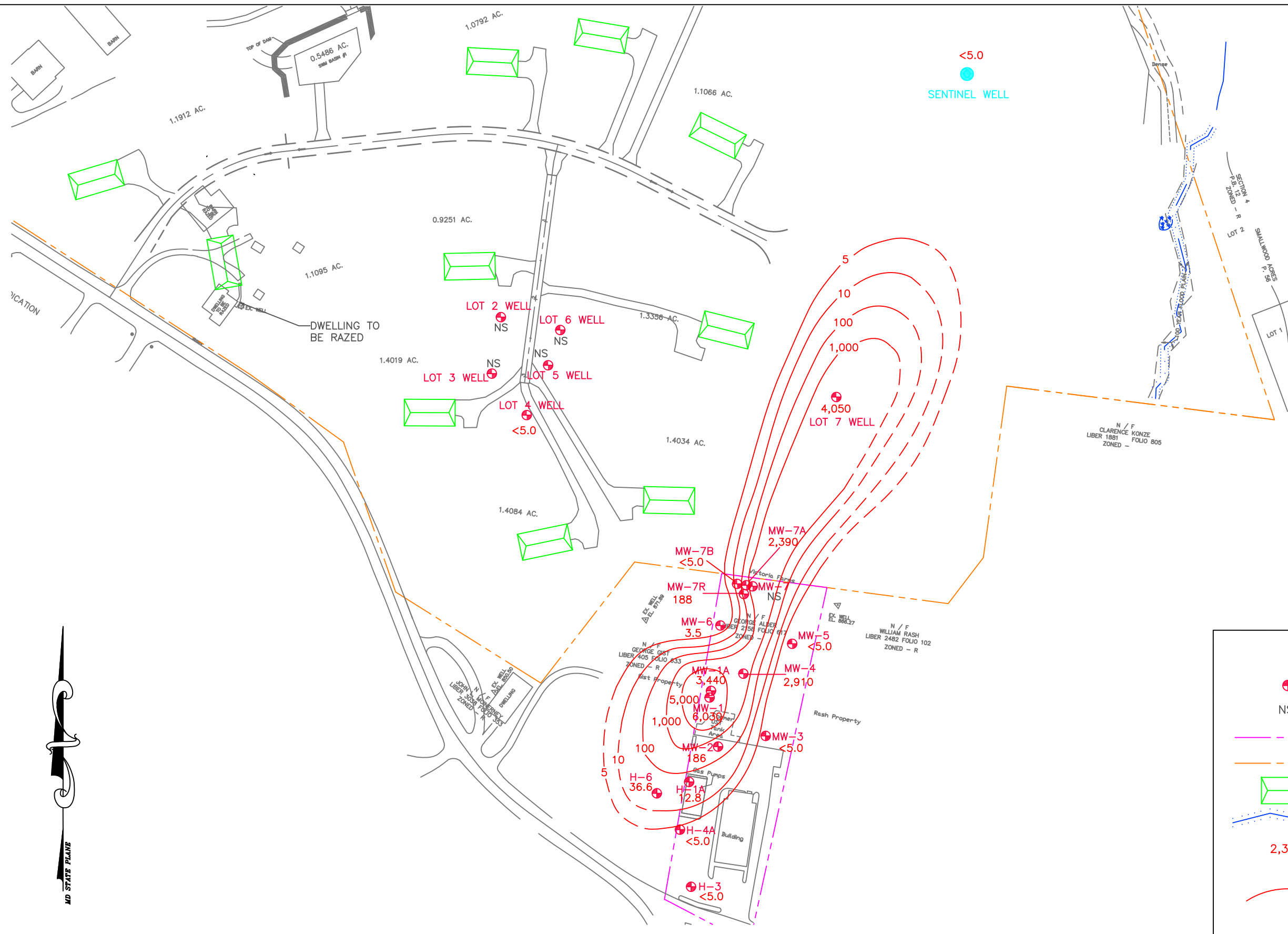
Drawn By:	Date:
MS & LB	05/25/12
Job #:	Proj. Manager:
CG-08-0348	Kevin Howard
Scale: 1" = 100'	



5405 Twin Knolls Road, Suite 1
 Columbia, Md 21045
 Phone (410) 740-1911
 Fax (410) 740-3299

MTBE ISOCONCENTRATION MAP - APRIL 24-27, 2012
 602 Deer Park Road and 2139 Sykesville Road
 Westminister, MD 21157

Figure 4



LEGEND	
	MONITORING WELL OR LOT WELL
NS	NOT SAMPLED
	PROPERTY LINE
	ADJACENT PROPERTY LINE
	PROPOSED DWELLING LOCATION
	STREAM
	MTBE CONCENTRATION (µg/L or ppb)
	MTBE ISOCONCENTRATION CONTOUR (DASHED WHERE INFERRED)

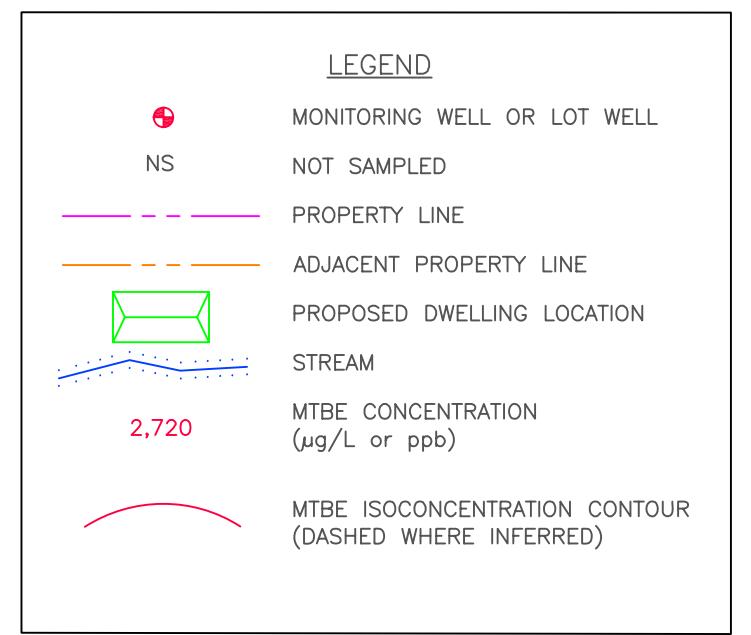
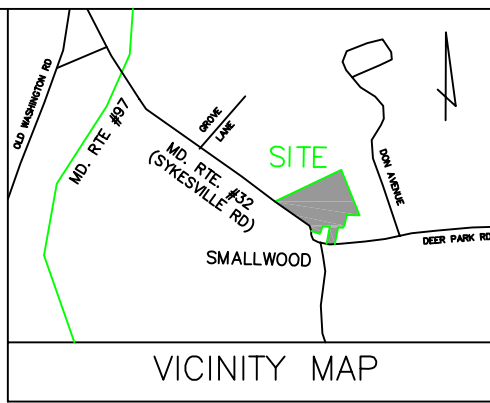
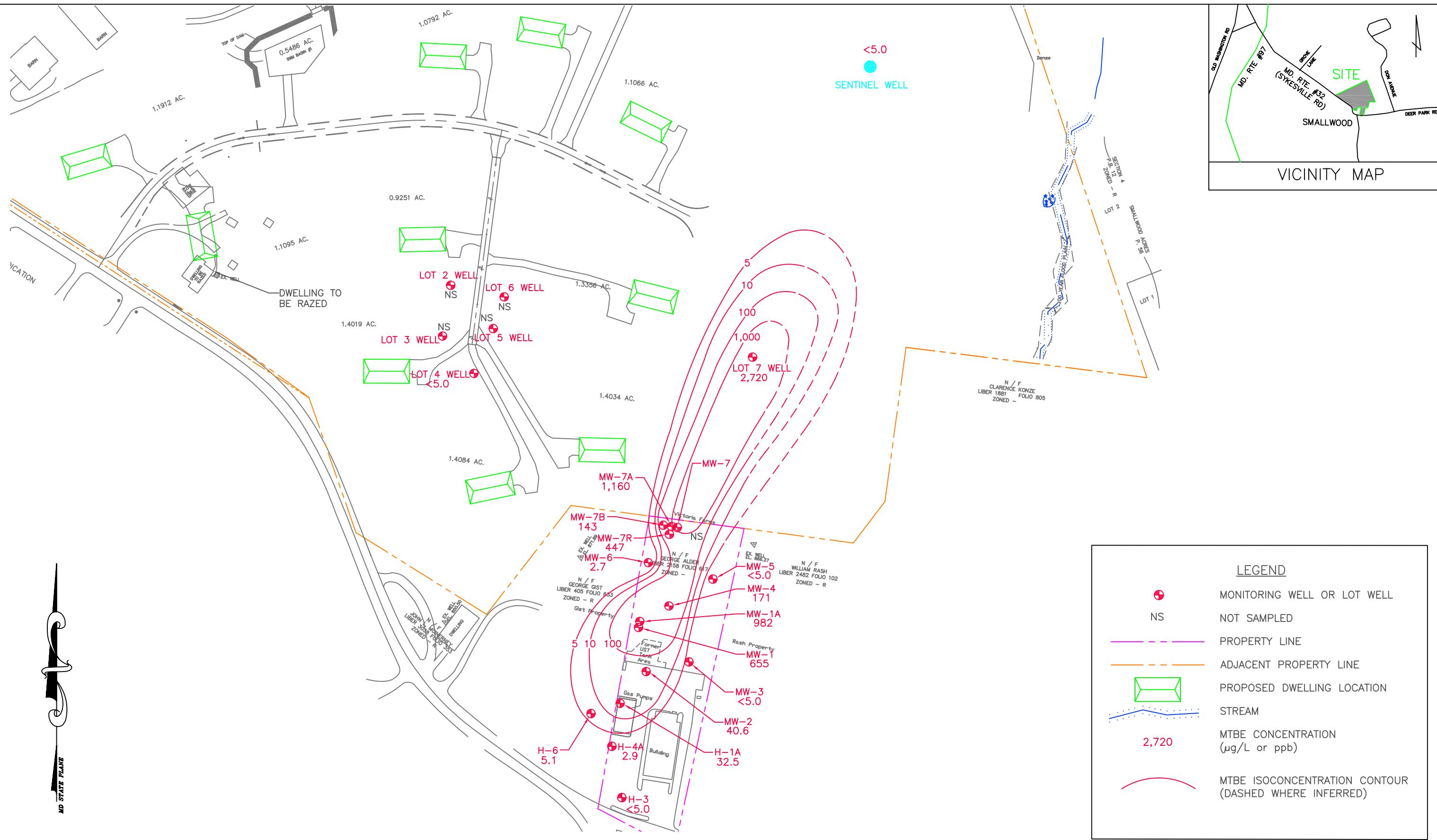
Drawn By:	Date:
MS & LB	07/15/13
Job #:	Proj. Manager:
CG-08-0348	Kevin Howard
Scale: 1" = 130'	



5405 Twin Knolls Road, Suite 1
 Columbia, Md 21045
 Phone (410) 740-1911
 Fax (410) 740-3299

MTBE ISOCONCENTRATION MAP - JUNE 2013
 602 Deer Park Road and 2139 Sykesville Road
 Westminster, MD 21157

Figure 4



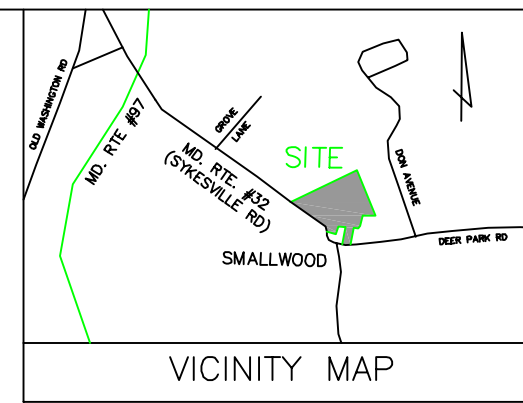
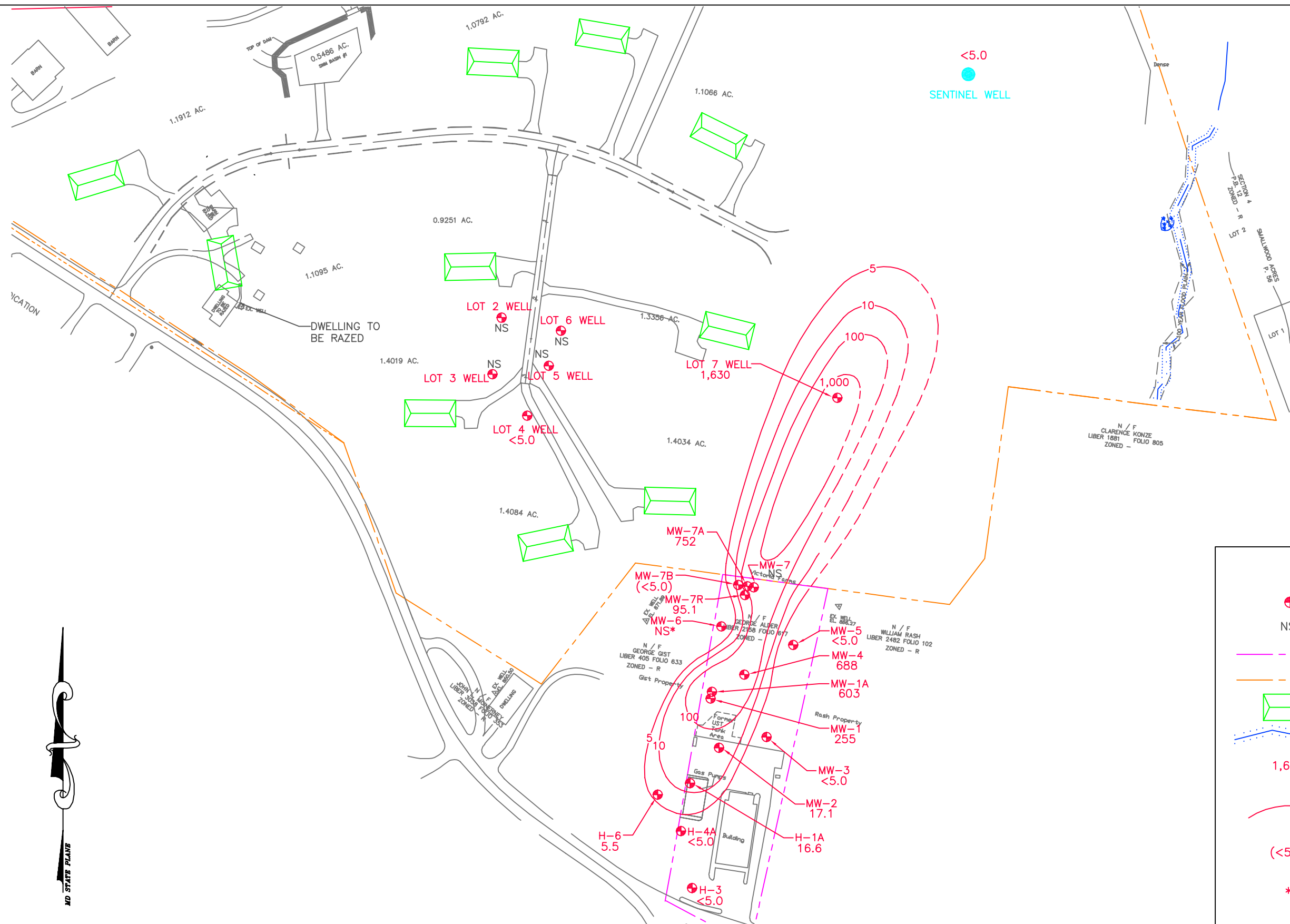
Drawn By:	Date:
MRW	09/14/15
Job #:	Proj. Manager:
CG-08-0348	Kevin Howard
Scale: 1" = 130'	



5405 Twin Knolls Road, Suite 1
 Columbia, Md 21045
 Phone (410) 740-1911
 Fax (410) 740-3299

MTBE ISOCONCENTRATION MAP - AUGUST 2015
 602 Deer Park Road and 2139 Sykesville Road
 Westminster, MD 21157

Figure 4-1



LEGEND	
	MONITORING WELL OR LOT WELL
NS	NOT SAMPLED
	PROPERTY LINE
	ADJACENT PROPERTY LINE
	PROPOSED DWELLING LOCATION
	STREAM
1,630	MTBE CONCENTRATION ($\mu\text{g/L}$ or ppb)
	MTBE ISOCONCENTRATION CONTOUR (DASHED WHERE INFERRED)
<math>< 5.0</math>	DEEP WELL OF CLUSTER NOT CONTOURED
*	ASSUME <math>< 5.0 \mu\text{g/L}</math> BASED ON PRIOR RESULTS



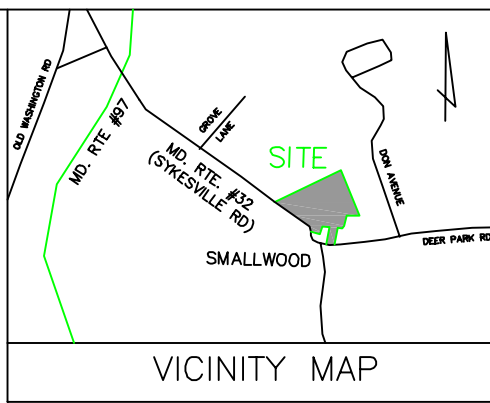
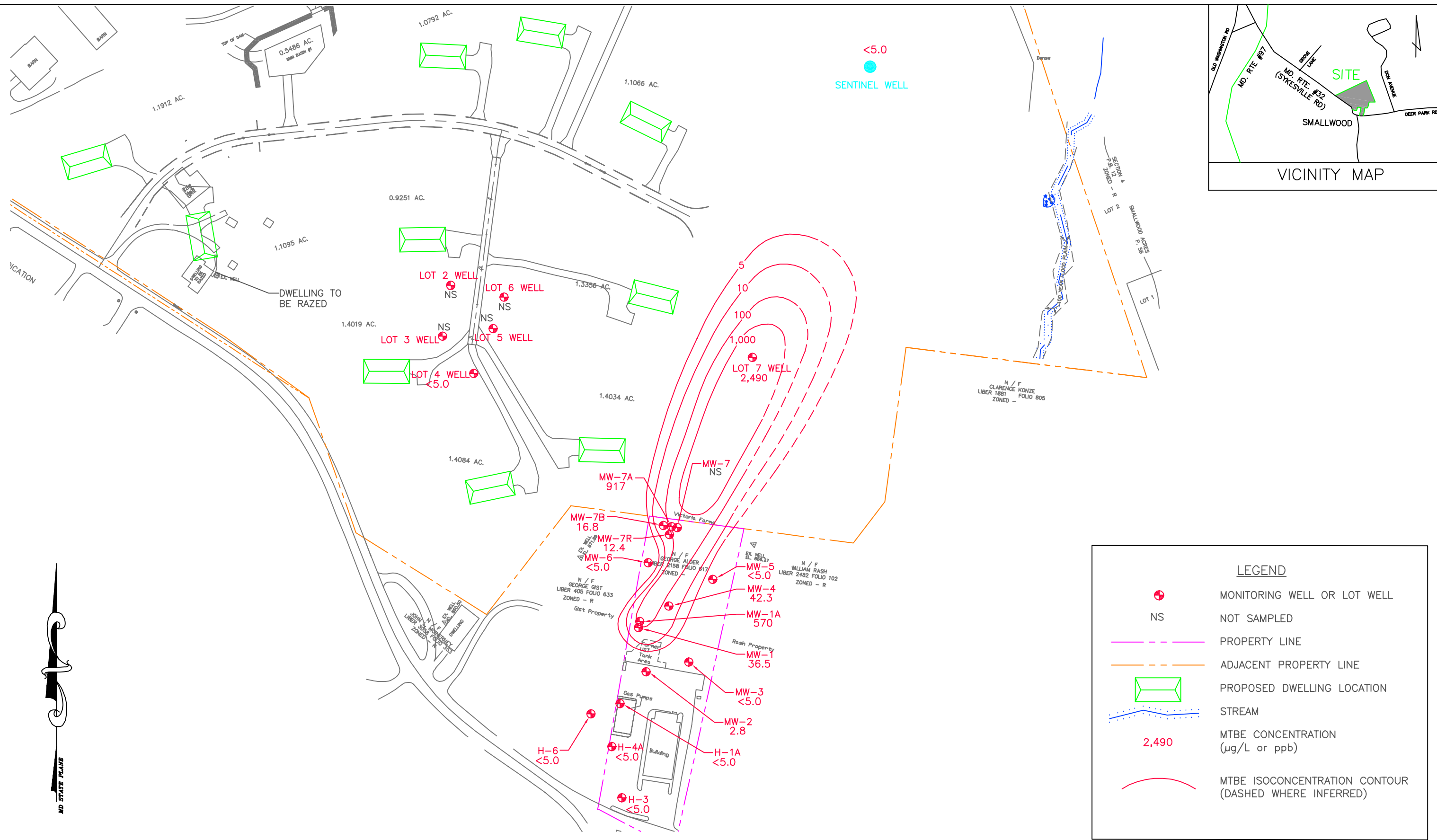
Drawn By:	Date:
MRW	01/13/16
Job #:	Proj. Manager:
CG-08-0348	Kevin Howard
Scale: 1" = 130'	



5405 Twin Knolls Road, Suite 1
 Columbia, Md 21045
 Phone (410) 740-1911
 Fax (410) 740-3299

MTBE ISOCONCENTRATION MAP - NOVEMBER 2015
 602 Deer Park Road and 2139 Sykesville Road
 Westminster, MD 21157

Figure 4-2



LEGEND	
	MONITORING WELL OR LOT WELL
NS	NOT SAMPLED
	PROPERTY LINE
	ADJACENT PROPERTY LINE
	PROPOSED DWELLING LOCATION
	STREAM
2,490	MTBE CONCENTRATION (µg/L or ppb)
	MTBE ISOCONCENTRATION CONTOUR (DASHED WHERE INFERRED)

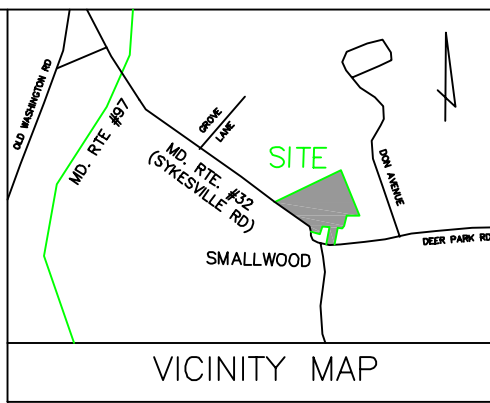
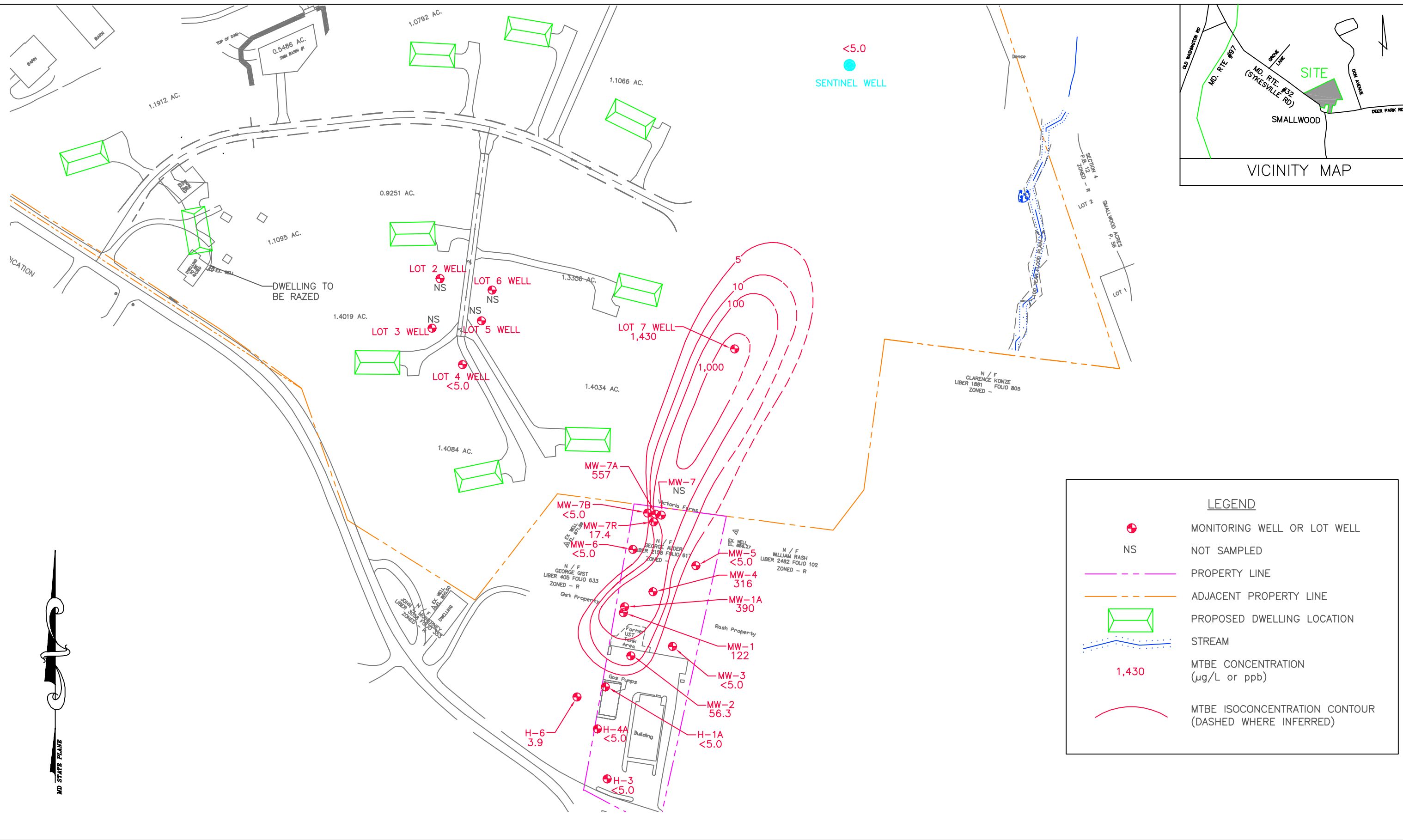
Drawn By:	Date:
MRW	04/13/2016
Job #:	Proj. Manager:
CG-08-0348	Kevin Howard
Scale: 1" = 130'	



5405 Twin Knolls Road, Suite 1
 Columbia, Md 21045
 Phone (410) 740-1911
 Fax (410) 740-3299

MTBE ISOCONCENTRATION MAP - FEBRUARY 2016
 602 Deer Park Road and 2139 Sykesville Road
 Westminster, MD 21157

Figure 4-3



LEGEND	
	MONITORING WELL OR LOT WELL
NS	NOT SAMPLED
	PROPERTY LINE
	ADJACENT PROPERTY LINE
	PROPOSED DWELLING LOCATION
	STREAM
1,430	MTBE CONCENTRATION (µg/L or ppb)
	MTBE ISOCONCENTRATION CONTOUR (DASHED WHERE INFERRED)

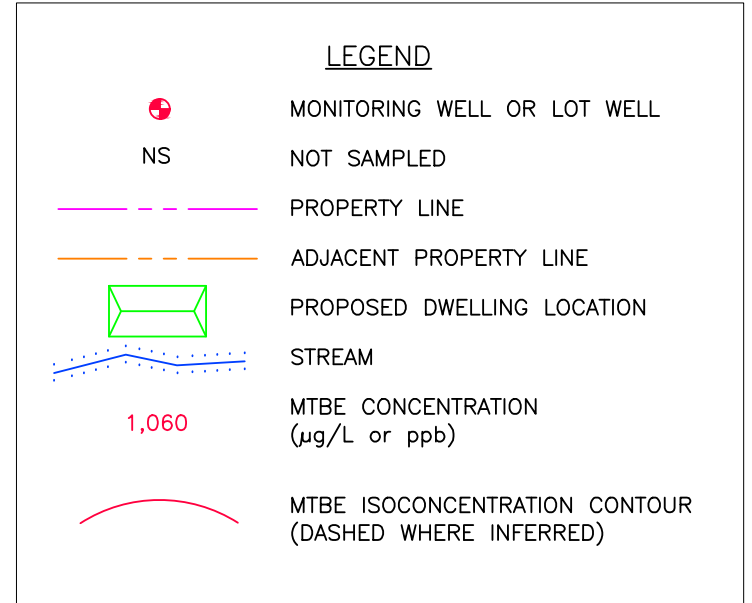
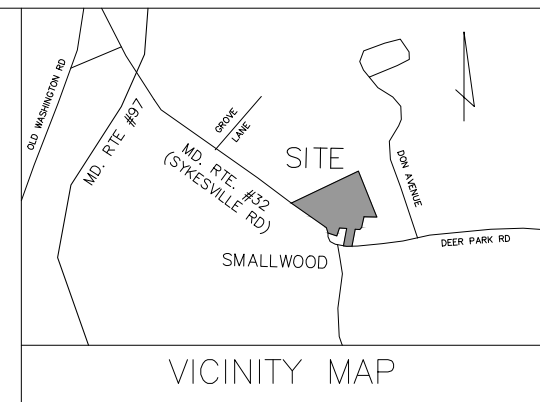
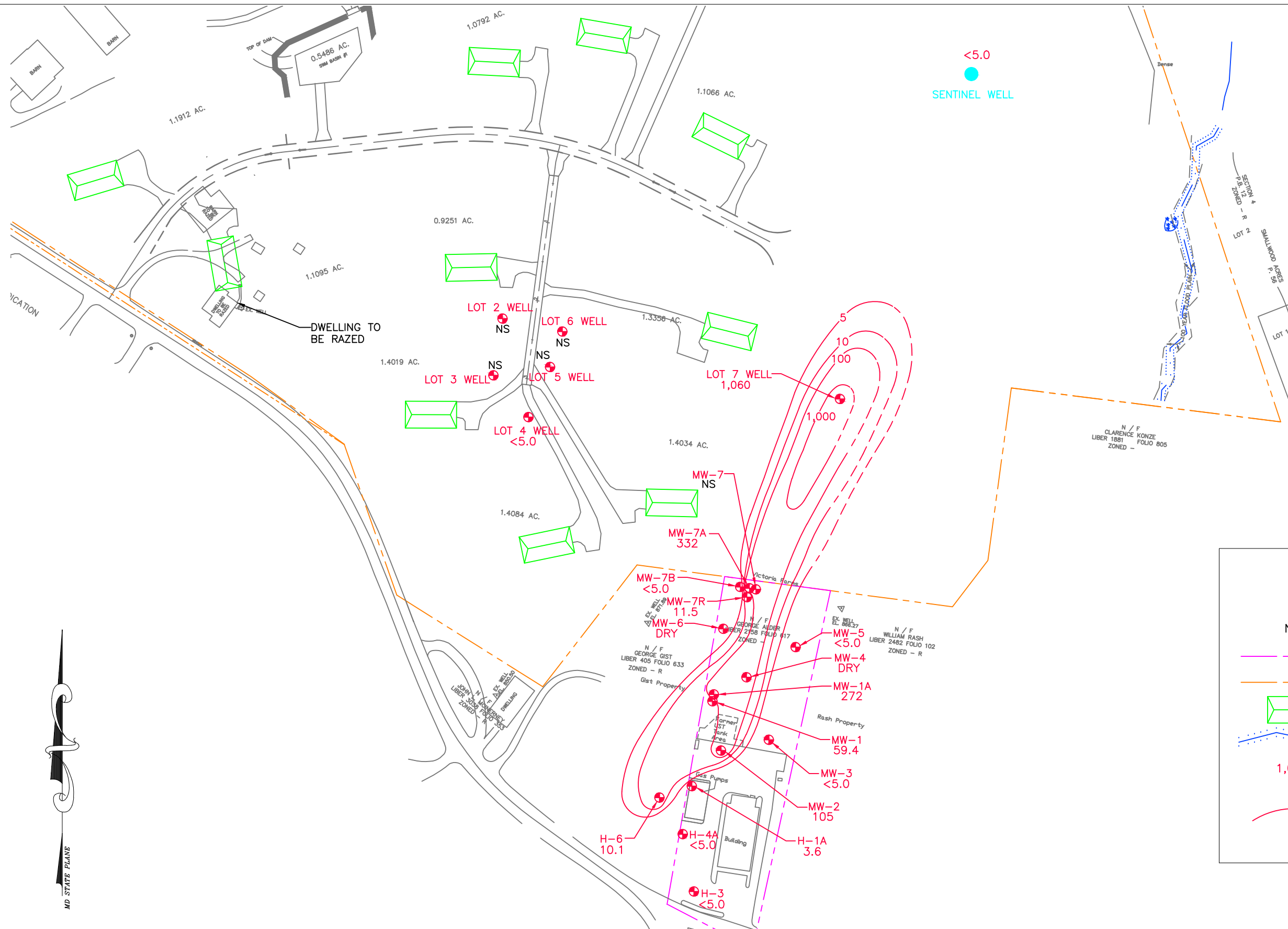
Drawn By:	Date:
MRW	07/15/2016
Job #:	Proj. Manager:
CG-08-0348	Kevin Howard
Scale: 1" = 130'	



5405 Twin Knolls Road, Suite 1
 Columbia, Md 21045
 Phone (410) 740-1911
 Fax (410) 740-3299

MTBE ISOCONCENTRATION MAP - JUNE 2016
 602 Deer Park Road and 2139 Sykesville Road
 Westminster, MD 21157

Figure 4-4

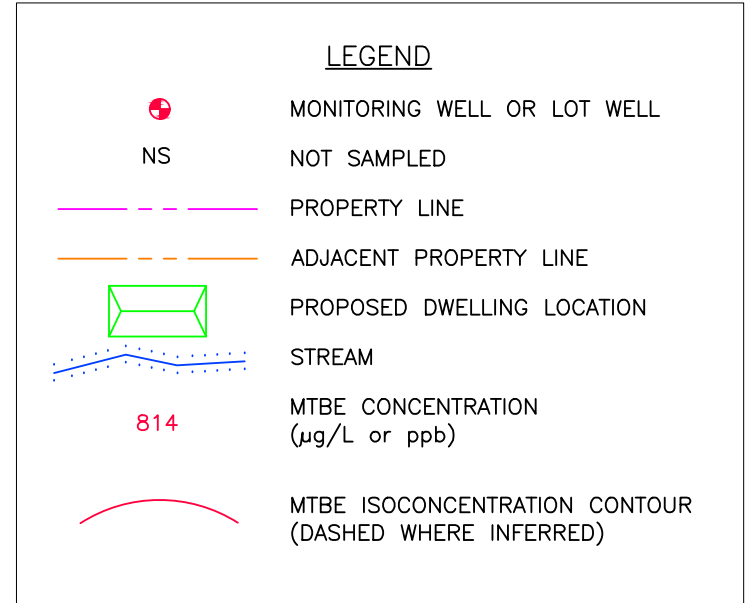
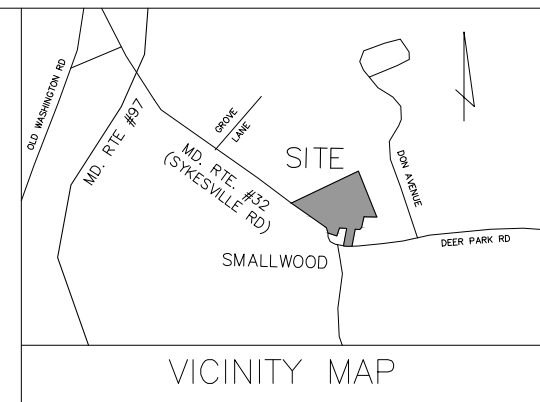
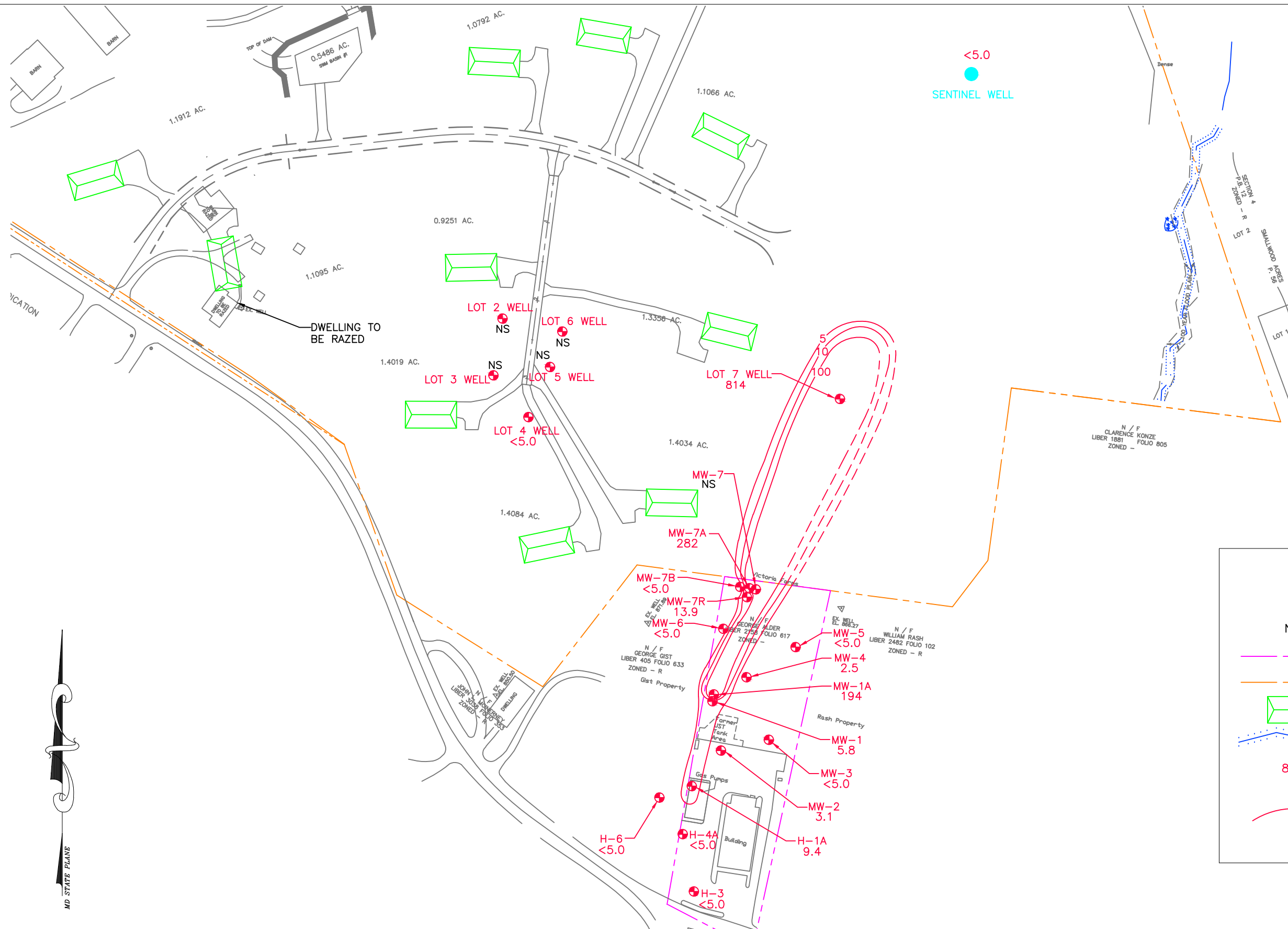


Drawn By:	Date:
MRW	12/20/2017
Job #:	Proj. Manager:
CG-08-0348	Kevin Howard
Scale: 1" = 130'	

5405 Twin Knolls Road, Suite 1
 Columbia, Md 21045
 Phone (410) 740-1911
 Fax (410) 740-3299

MTBE ISOCONCENTRATION MAP - NOVEMBER 2017
 602 Deer Park Road and 2139 Sykesville Road
 Westminster, MD 21157

Figure 4

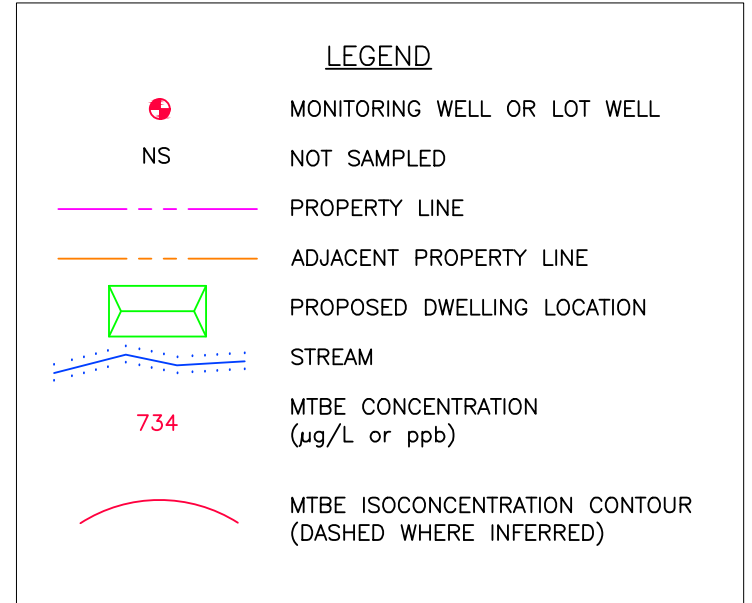
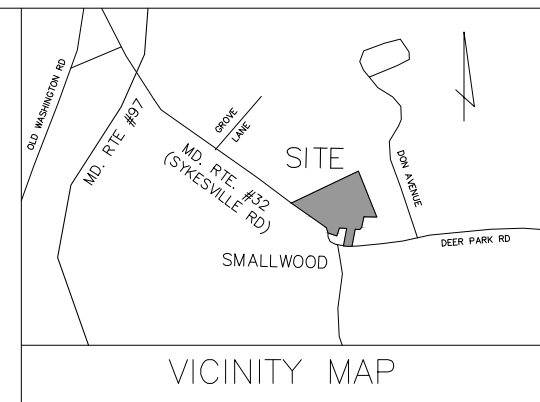
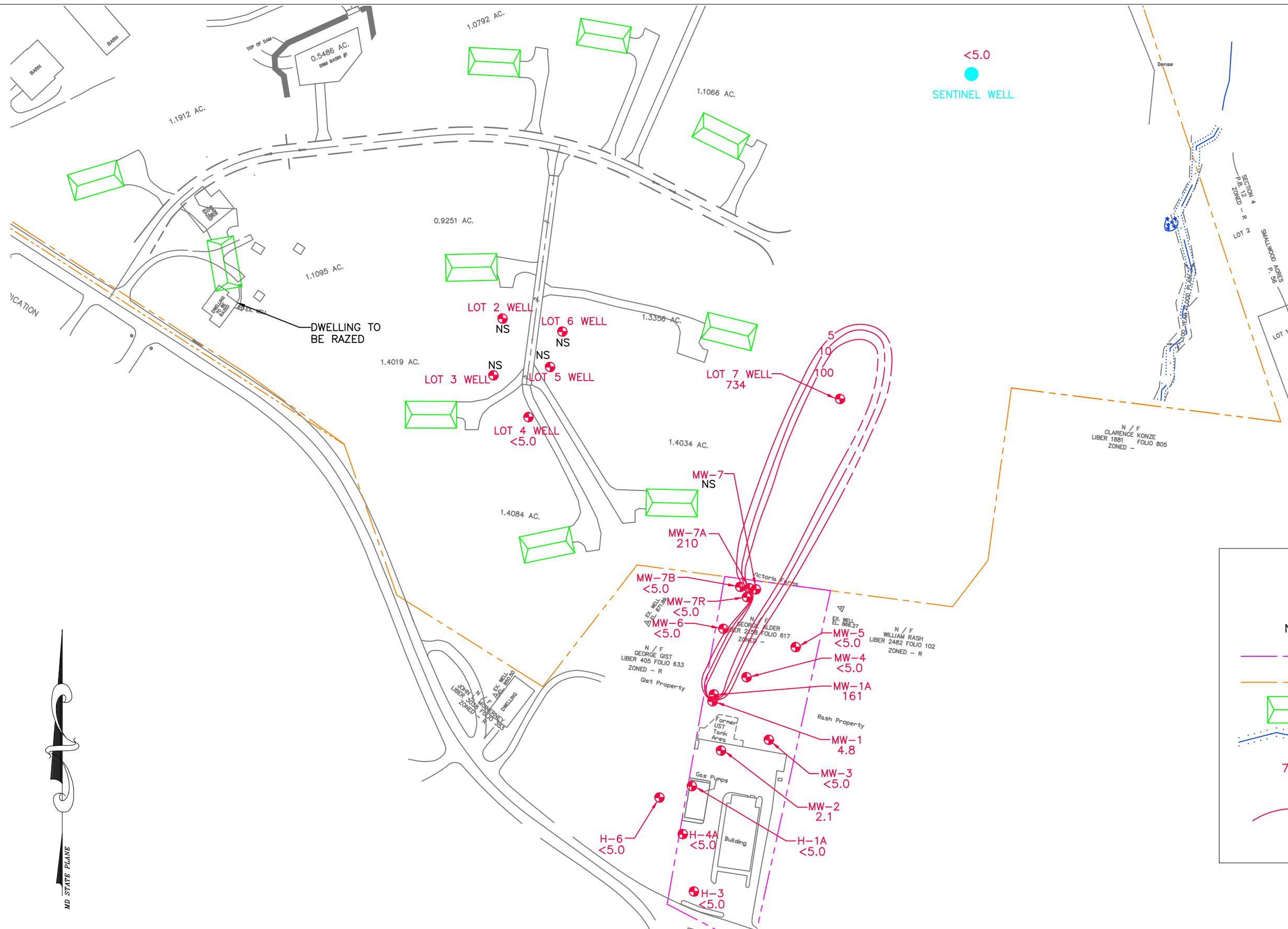


Drawn By:	Date:
MRW	04/20/2018
Job #:	Proj. Manager:
CG-08-0348	Kevin Howard
Scale: 1" = 130'	

5405 Twin Knolls Road, Suite 1
 Columbia, Md 21045
 Phone (410) 740-1911
 Fax (410) 740-3299

MTBE ISOCONCENTRATION MAP - MARCH 2018
 602 Deer Park Road and 2139 Sykesville Road
 Westminster, MD 21157

Figure 4

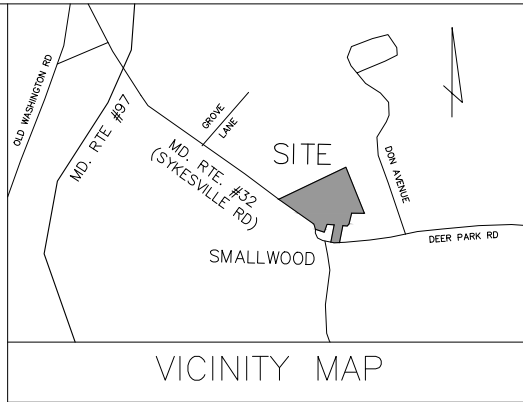
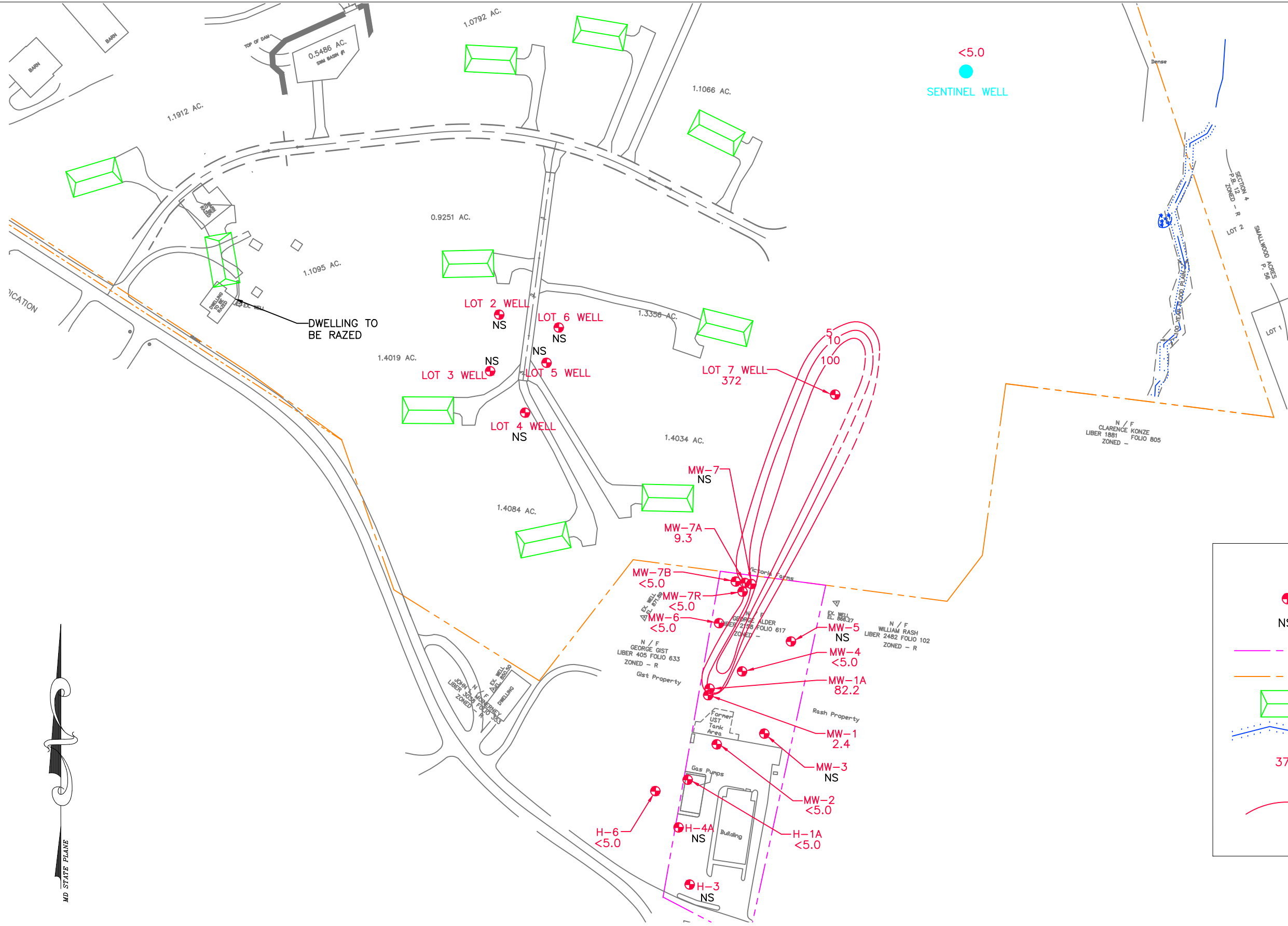


Drawn By:	Date:
MRW	07/30/2018
Job #:	Proj. Manager:
CG-08-0348	Kevin Howard
Scale: 1" = 130'	

5405 Twin Knolls Road, Suite 1
 Columbia, Md 21045
 Phone (410) 740-1911
 Fax (410) 740-3299

MTBE ISOCONCENTRATION MAP - JUNE 2018
 602 Deer Park Road and 2139 Sykesville Road
 Westminster, MD 21157

Figure 4



LEGEND

- MONITORING WELL OR LOT WELL
- NS NOT SAMPLED
- PROPERTY LINE
- ADJACENT PROPERTY LINE
- PROPOSED DWELLING LOCATION
- STREAM
- 372 MTBE CONCENTRATION (µg/L or ppb)
- MTBE ISOCONCENTRATION CONTOUR (DASHED WHERE INFERRED)

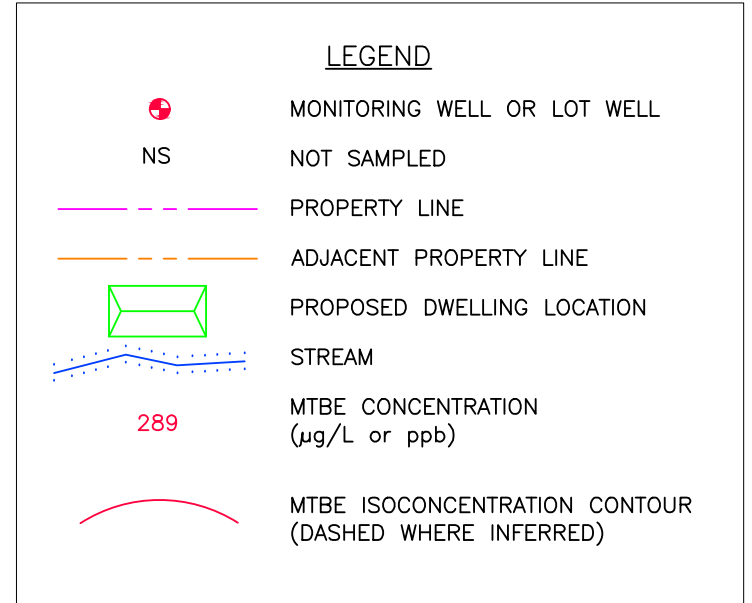
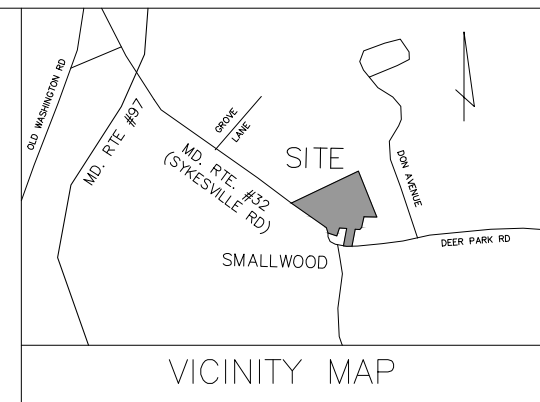
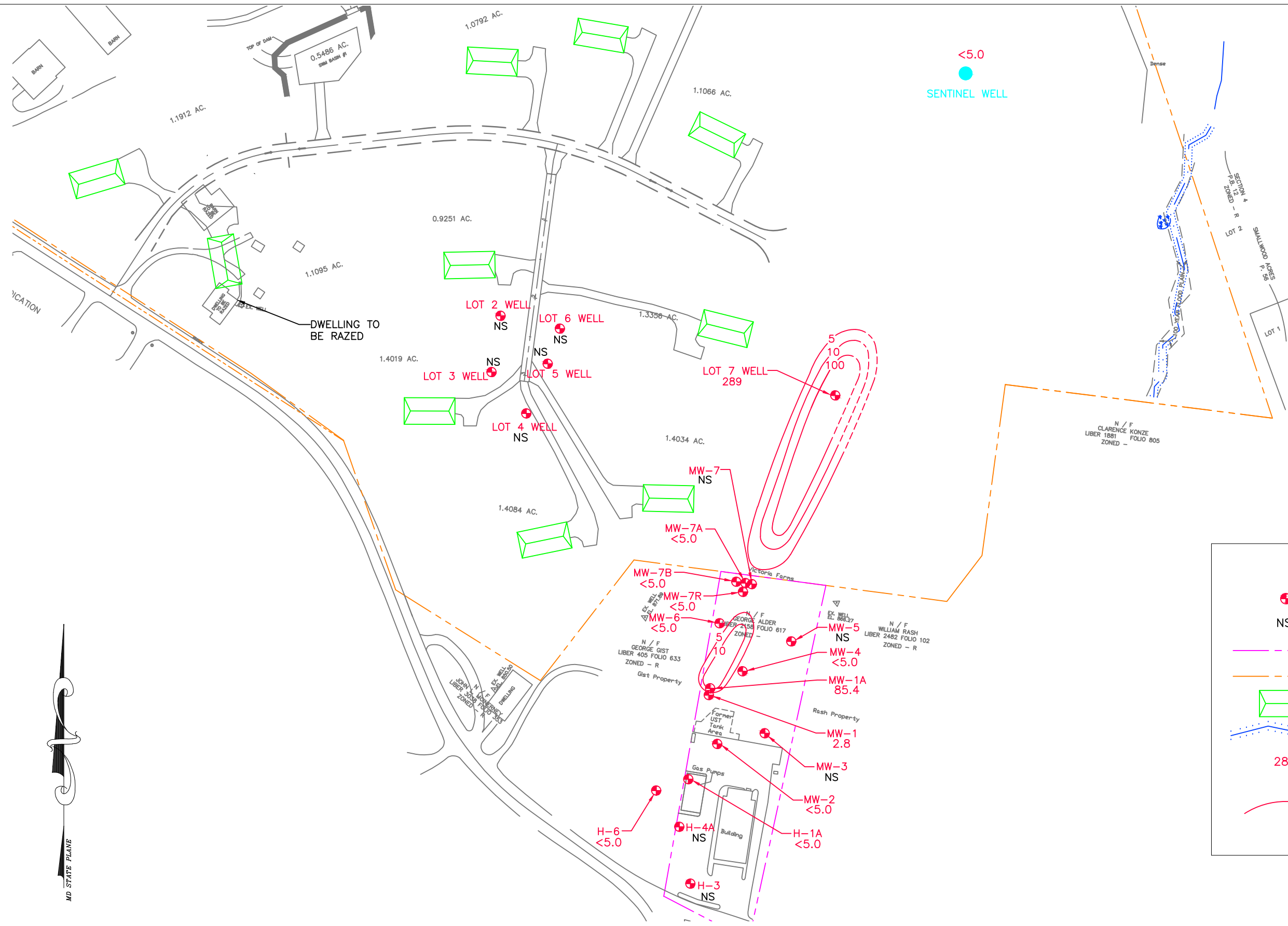
Drawn By:	Date:
MRW	12/18/2018
Job #:	Proj. Manager:
CG-08-0348	Kevin Howard
Scale: 1" = 130'	

CGS Chesapeake GeoSciences, Inc.

5405 Twin Knolls Road, Suite 1
 Columbia, Md 21045
 Phone (410) 740-1911
 Fax (410) 740-3299

MTBE ISOCONCENTRATION MAP - DECEMBER 2018
 602 Deer Park Road and 2139 Sykesville Road
 Westminster, MD 21157

Figure 4

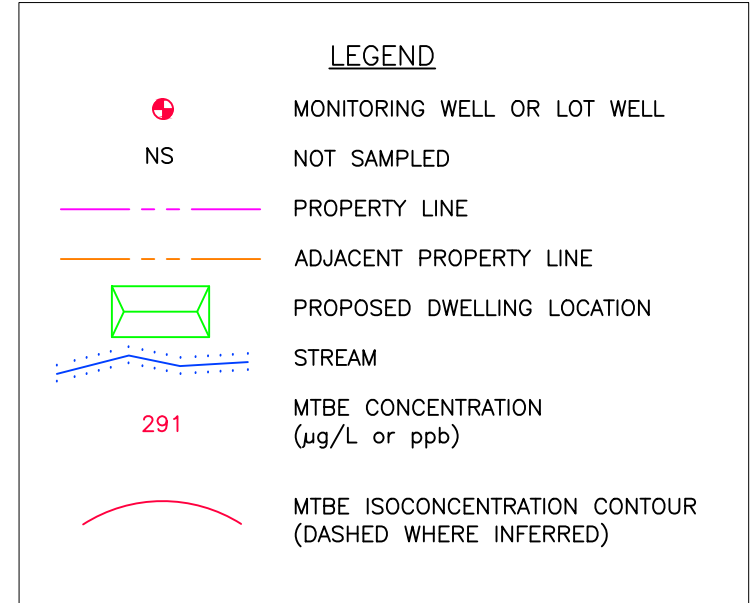
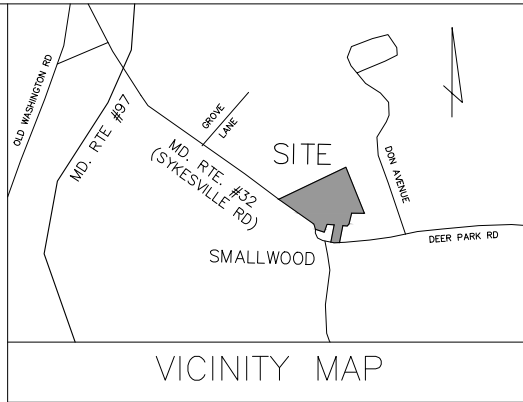
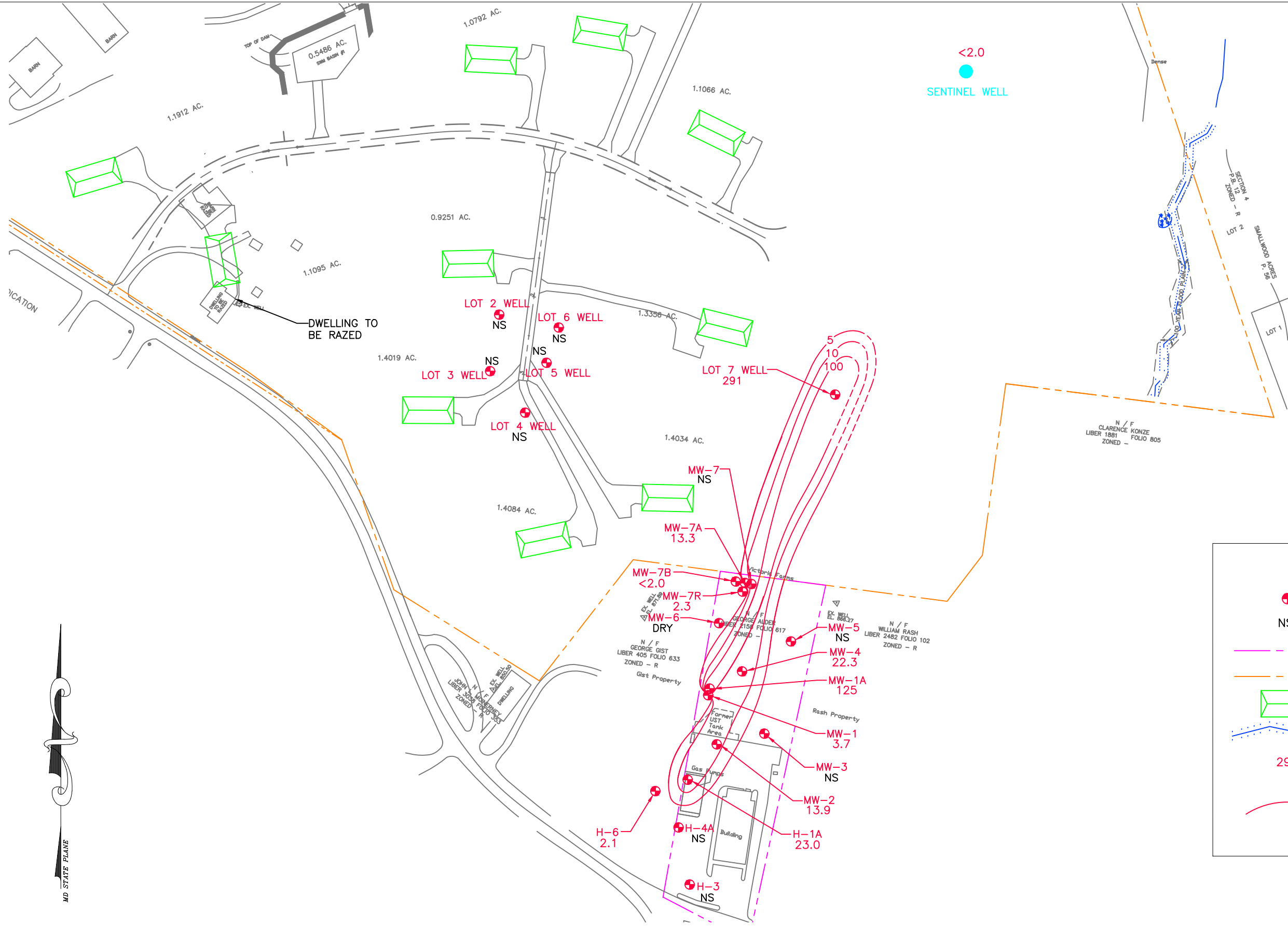


Drawn By:	Date:
MRW	06/26/2019
Job #:	Proj. Manager:
CG-08-0348	Kevin Howard
Scale: 1" = 130'	

5405 Twin Knolls Road, Suite 1
 Columbia, Md 21045
 Phone (410) 740-1911
 Fax (410) 740-3299

MTBE ISOCONCENTRATION MAP - JUNE 2019
 602 Deer Park Road and 2139 Sykesville Road
 Westminster, MD 21157

Figure 4



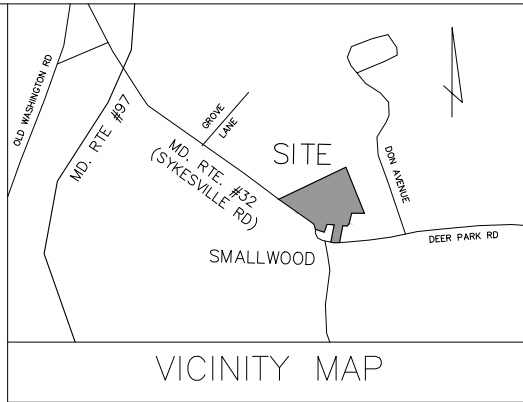
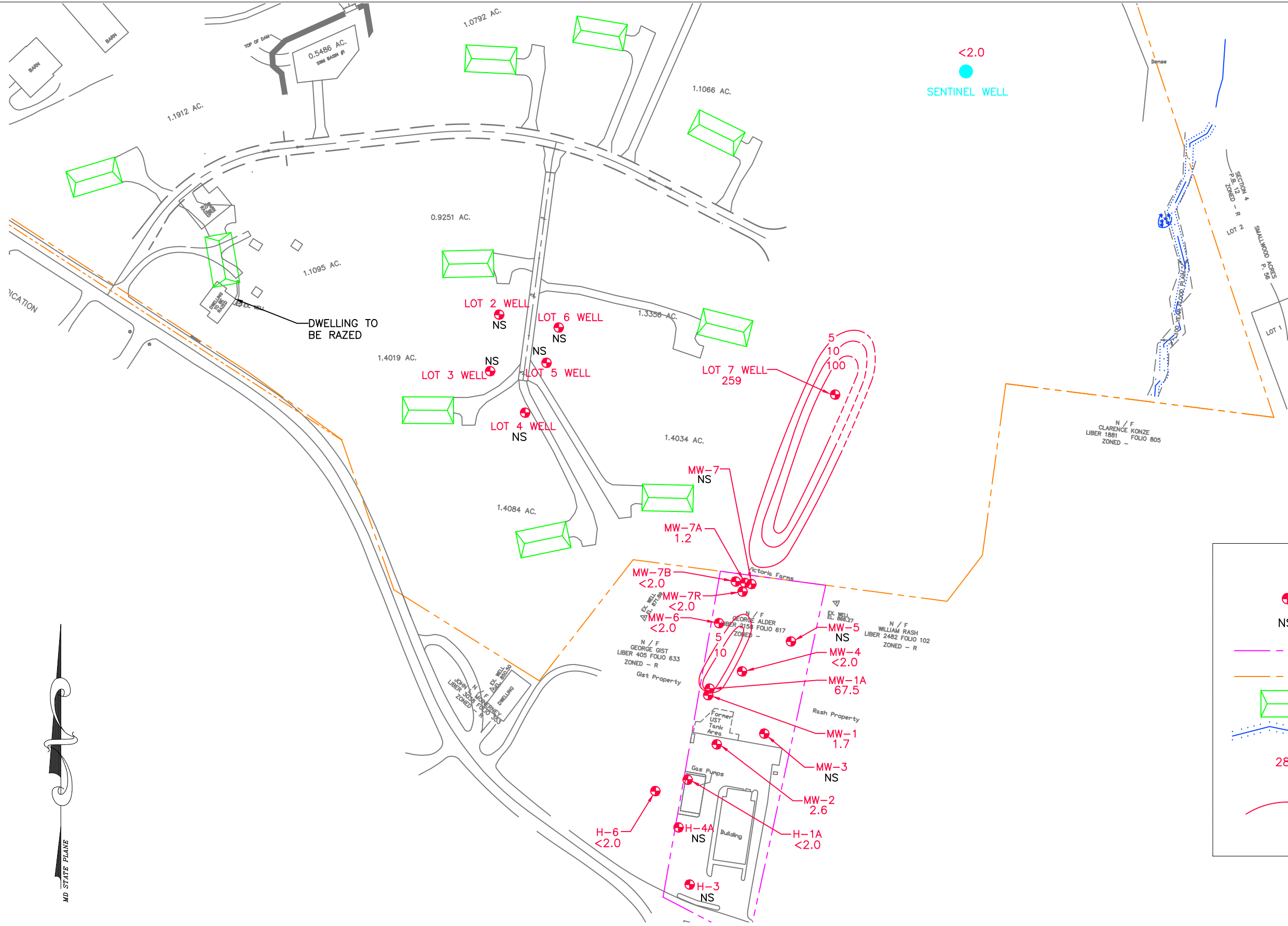
Drawn By:	Date:
MRW	12/19/2019
Job #:	Proj. Manager:
CG-08-0348	Kevin Howard
Scale: 1" = 130'	

CGS Chesapeake GeoSciences, Inc.

5405 Twin Knolls Road, Suite 1
 Columbia, Md 21045
 Phone (410) 740-1911
 Fax (410) 740-3299

MTBE ISOCONCENTRATION MAP - NOVEMBER 2019
 602 Deer Park Road and 2139 Sykesville Road
 Westminster, MD 21157

Figure 4



LEGEND

- MONITORING WELL OR LOT WELL
- NS NOT SAMPLED
- PROPERTY LINE
- - - ADJACENT PROPERTY LINE
- PROPOSED DWELLING LOCATION
- STREAM
- 289 MTBE CONCENTRATION (μg/L or ppb)
- MTBE ISOCONCENTRATION CONTOUR (DASHED WHERE INFERRED)



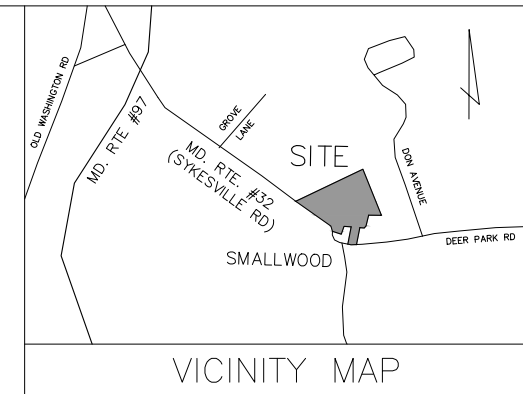
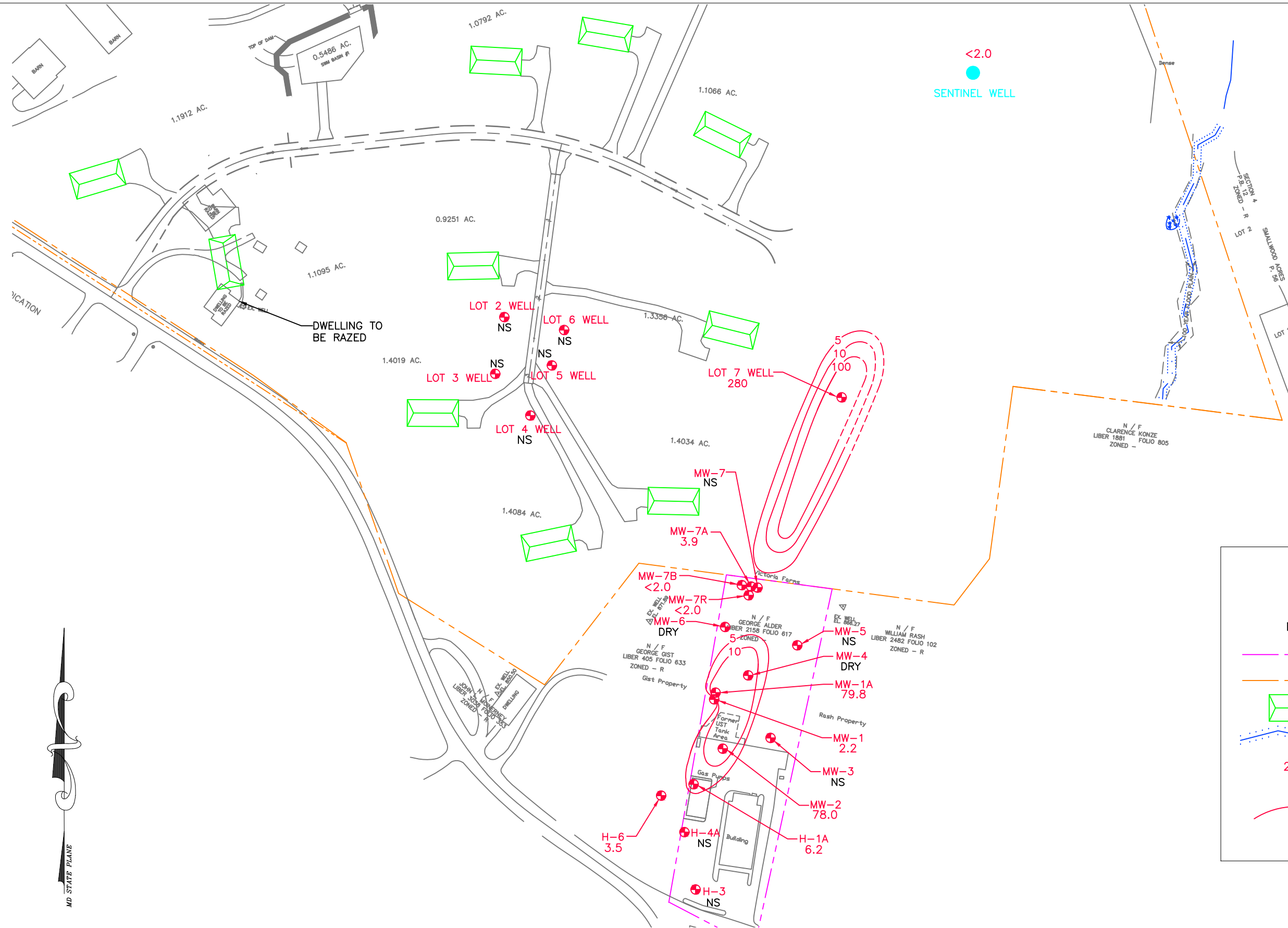
Drawn By:	Date:
MRW	06/04/2020
Job #:	Proj. Manager:
CG-08-0348	Kevin Howard
Scale: 1" = 130'	

CGS Chesapeake GeoSciences, Inc.

5405 Twin Knolls Road, Suite 1
 Columbia, Md 21045
 Phone (410) 740-1911
 Fax (410) 740-3299

MTBE ISOCONCENTRATION MAP - MAY 2020
 602 Deer Park Road and 2139 Sykesville Road
 Westminster, MD 21157

Figure 4



LEGEND

- MONITORING WELL OR LOT WELL
- NS NOT SAMPLED
- PROPERTY LINE
- - - ADJACENT PROPERTY LINE
- PROPOSED DWELLING LOCATION
- STREAM
- 280 MTBE CONCENTRATION (µg/L or ppb)
- MTBE ISOCONCENTRATION CONTOUR (DASHED WHERE INFERRED)



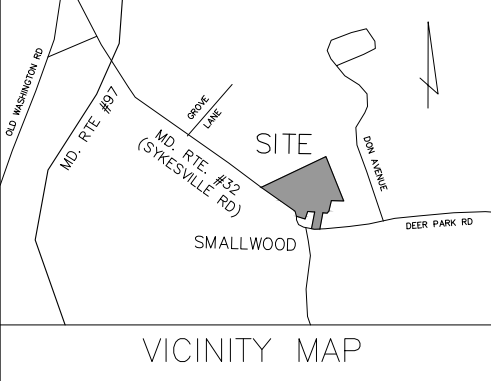
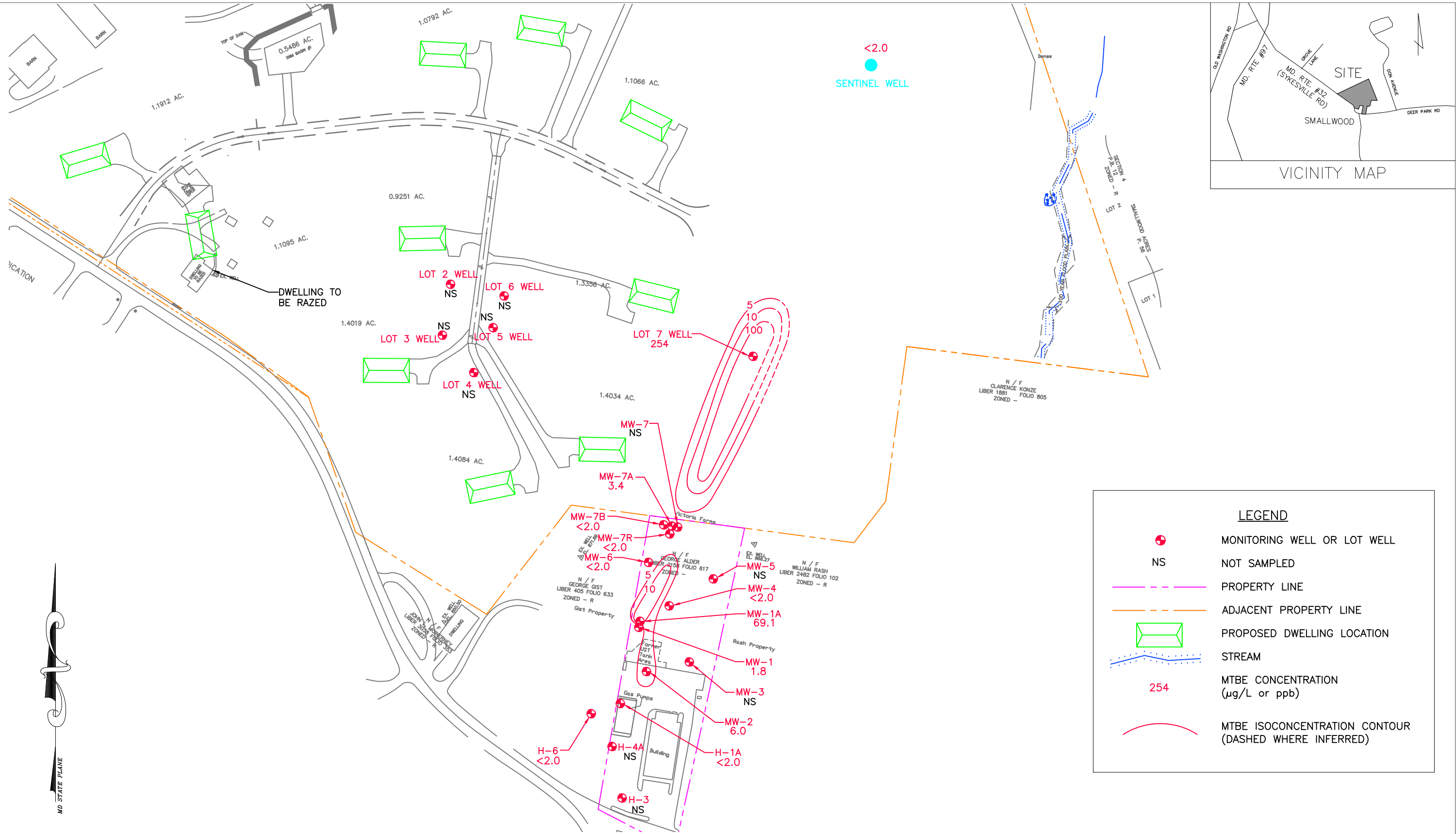
Drawn By:	Date:
MRW	12/08/2020
Job #:	Proj. Manager:
CG-08-0348	Kevin Howard
Scale: 1" = 130'	



5405 Twin Knolls Road, Suite 1
 Columbia, Md 21045
 Phone (410) 740-1911
 Fax (410) 740-3299

MTBE ISOCONCENTRATION MAP - NOVEMBER 2020
 602 Deer Park Road and 2139 Sykesville Road
 Westminster, MD 21157

Figure 4



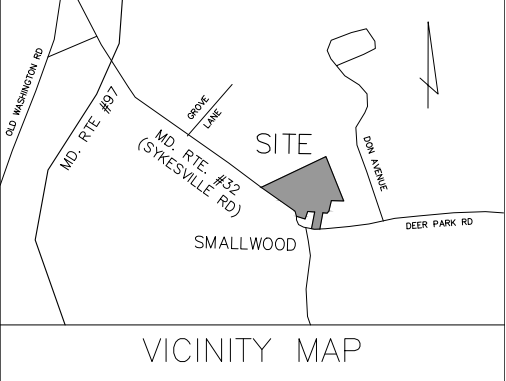
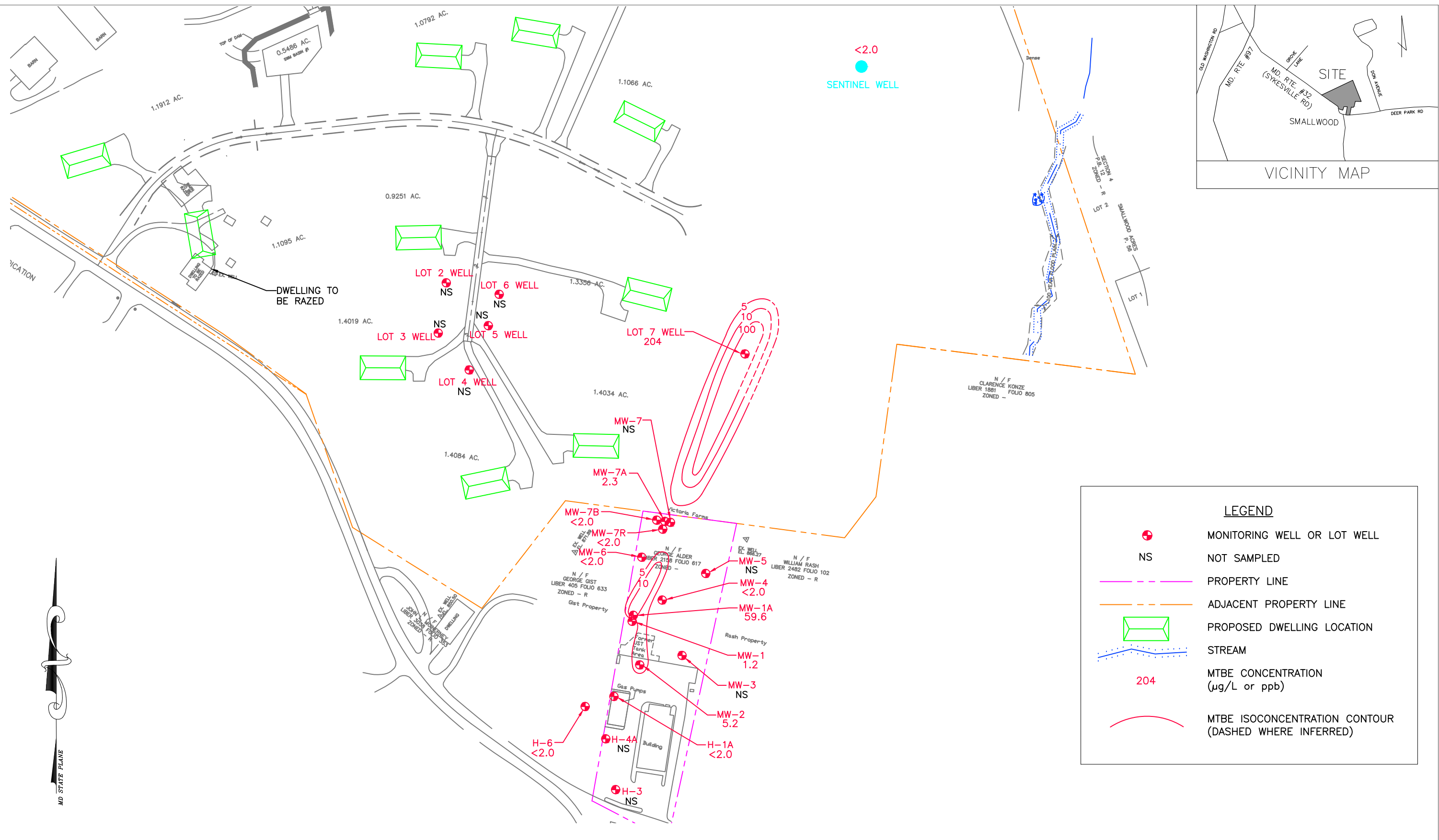
LEGEND	
	MONITORING WELL OR LOT WELL
NS	NOT SAMPLED
	PROPERTY LINE
	ADJACENT PROPERTY LINE
	PROPOSED DWELLING LOCATION
	STREAM
254	MTBE CONCENTRATION (µg/L or ppb)
	MTBE ISOCONCENTRATION CONTOUR (DASHED WHERE INFERRED)

Drawn By:	Date:
MRW	06/06/2021
Job #:	Proj. Manager:
CG-08-0348	Kevin Howard
Scale: 1" = 130'	

5405 Twin Knolls Road, Suite 1
 Columbia, Md 21045
 Phone (410) 740-1911
 Fax (410) 740-3299

MTBE ISOCONCENTRATION MAP - JUNE, 2021
 602 Deer Park Road and 2139 Sykesville Road
 Westminster, MD 21157

Figure 4



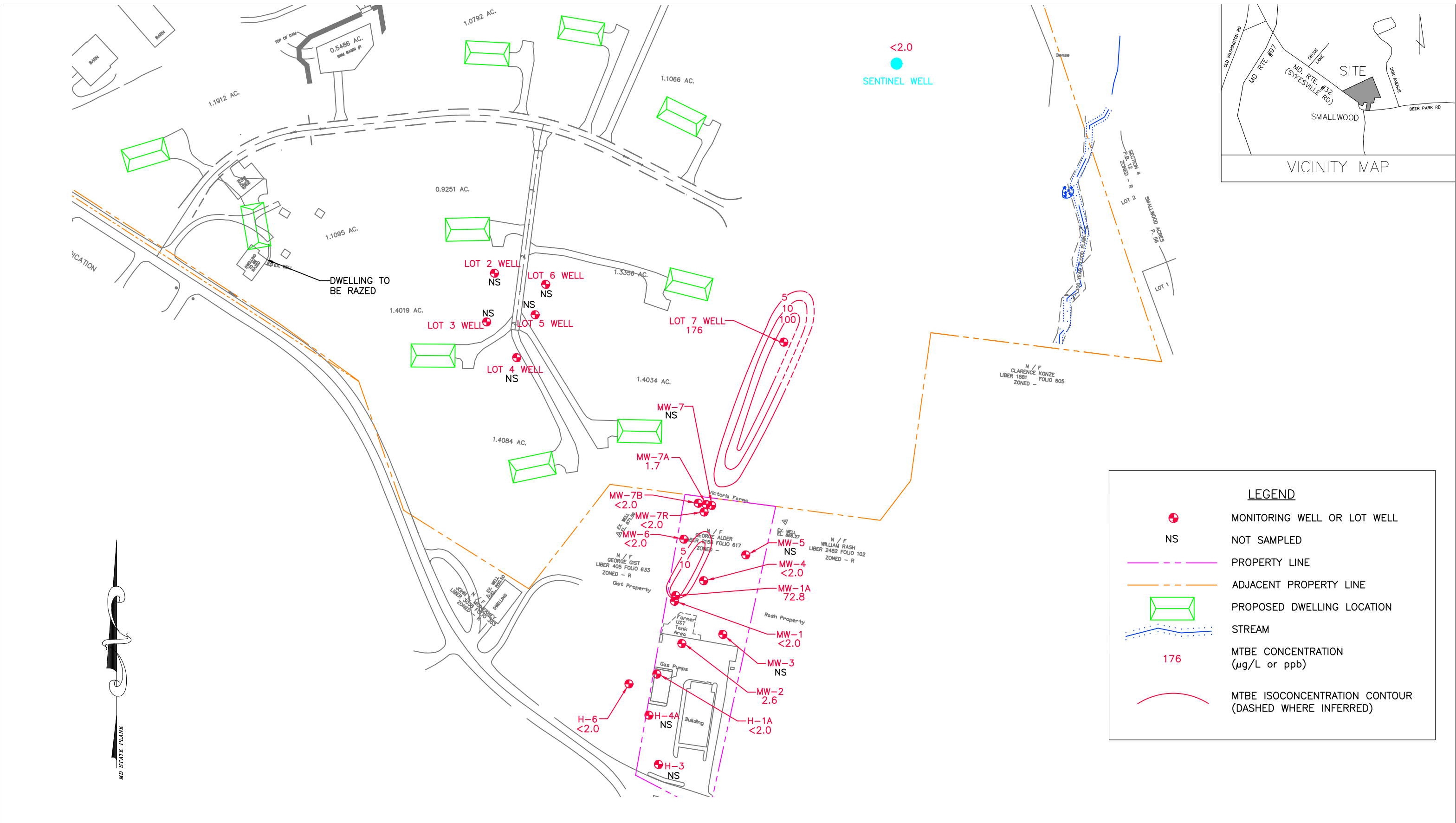
LEGEND	
	MONITORING WELL OR LOT WELL
NS	NOT SAMPLED
	PROPERTY LINE
	ADJACENT PROPERTY LINE
	PROPOSED DWELLING LOCATION
	STREAM
204	MTBE CONCENTRATION (µg/L or ppb)
	MTBE ISOCONCENTRATION CONTOUR (DASHED WHERE INFERRED)

Drawn By:	Date:
MRW	01/14/2022
Job #:	Proj. Manager:
CG-08-0348	Kevin Howard
Scale: 1" = 130'	


 5405 Twin Knolls Road, Suite 1
 Columbia, Md 21045
 Phone (410) 740-1911
 Fax (410) 740-3299

MTBE ISOCONCENTRATION MAP - DECEMBER 2021
602 Deer Park Road and 2139 Sykesville Road
Westminster, MD 21157

Figure 4



LEGEND

- ⊕ MONITORING WELL OR LOT WELL
- NS NOT SAMPLED
- PROPERTY LINE
- - - ADJACENT PROPERTY LINE
- PROPOSED DWELLING LOCATION
- ~ STREAM
- 176 MTBE CONCENTRATION (μg/L or ppb)
- MTBE ISOCONCENTRATION CONTOUR (DASHED WHERE INFERRED)

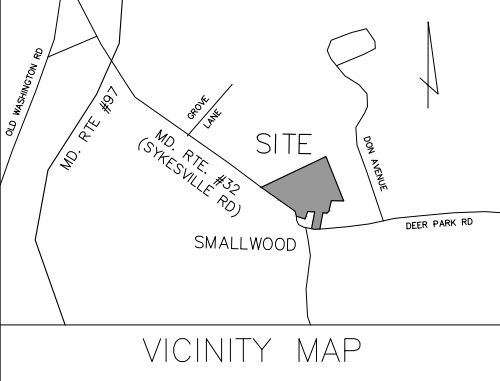
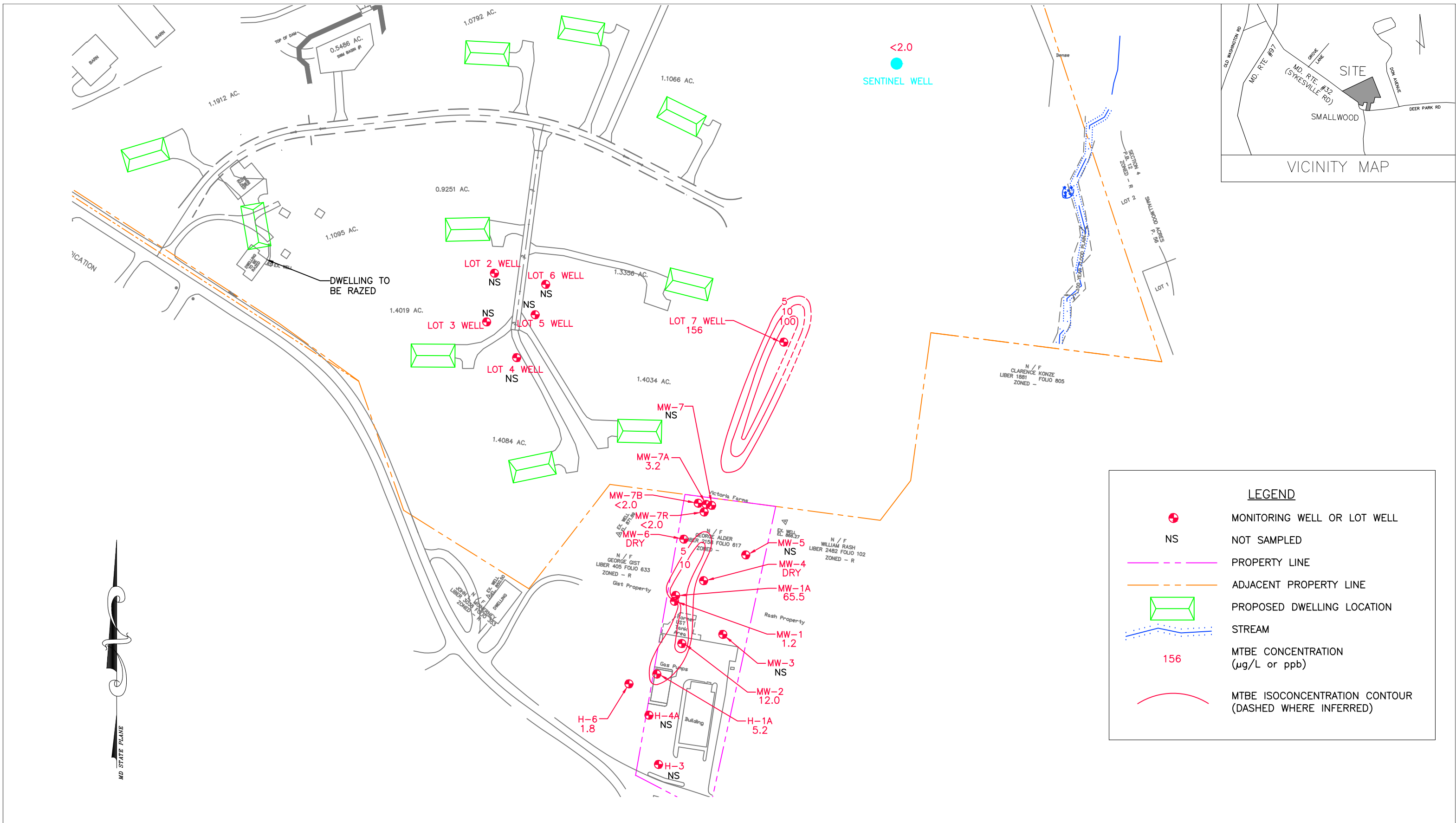
Drawn By:	Date:
MRW	07/18/2022
Job #:	Proj. Manager:
CG-08-0348	Kevin Howard
Scale: 1" = 130'	

CGS Chesapeake GeoSciences, Inc.

5405 Twin Knolls Road, Suite 1
 Columbia, Md 21045
 Phone (410) 740-1911
 Fax (410) 740-3299

MTBE ISOCONCENTRATION MAP - JUNE 2022
 602 Deer Park Road and 2139 Sykesville Road
 Westminster, MD 21157

Figure 4



LEGEND	
	MONITORING WELL OR LOT WELL
NS	NOT SAMPLED
	PROPERTY LINE
	ADJACENT PROPERTY LINE
	PROPOSED DWELLING LOCATION
	STREAM
156	MTBE CONCENTRATION (µg/L or ppb)
	MTBE ISOCONCENTRATION CONTOUR (DASHED WHERE INFERRED)

Drawn By:	Date:
MRW	01/13/2023
Job #:	Proj. Manager:
CG-08-0348	Nancy Love
Scale: 1" = 130'	

5405 Twin Knolls Road, Suite 1
 Columbia, Md 21045
 Phone (410) 740-1911
 Fax (410) 740-3299

MTBE ISOCONCENTRATION MAP - NOVEMBER 2022
602 Deer Park Road and 2139 Sykesville Road
Westminster, MD 21157

Figure 4