



**AECOM**  
430 National Business Parkway, Suite 190  
Annapolis Junction, Maryland 20701

410.379.6900 tel  
410.379.6901 fax

October 30, 2020

Ms. Susan Bull  
Maryland Department of Environment  
Oil Control Program  
1800 Washington Blvd., Suite 620  
Baltimore, Maryland 21230-1719

AECOM Project: 60144763

**Subject: Third Quarter 2020 Monitoring and Sampling Report and Case Closure Request**

7-Eleven Store No. 22281  
2400 Pleasantville Road  
Fallston, Maryland  
Facility ID No. 0006365  
MDE Case No. 2005-0120HA

Dear Ms. Bull:

On behalf of 7-Eleven, Inc. (7-Eleven), AECOM Technical Services, Inc. (AECOM) is submitting a quarterly monitoring and sampling report for the above-referenced site. This report provides a summary of the site activities performed during the months of July through September 2020. Specific tasks associated with this quarter's activities included the quarterly monitoring well gauging and groundwater sampling event, which occurred on September 29, 2020.

Per MDE's December 10, 2013 and April 14, 2015 directive letters, monitoring wells MW-1A, MW-5, and MW-7 are gauged and sampled on an annual basis. The remaining twelve monitoring wells (MW-4A, MW-4B, MW-6, MW-8A, MW-8B, MW-8C, MW-9, MW-10, MW-11, MW-12, MW-13, and HW-3) are gauged, sampled and analyzed for volatile organic compounds (VOCs) and total petroleum hydrocarbon gasoline range organics (TPH-GRO) on a quarterly basis. The on-site drinking water supply well is sampled annually (at a minimum), and sampling of the potable well at 2414 Pleasantville Road has been discontinued. Although MDE approved removal of the on-site potable carbon treatment system for the 7-Eleven potable well, 7-Eleven has opted to keep the treatment system in place as a precautionary measure.

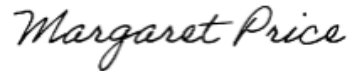
The MDE's May 28, 2019 directive letter states that, following a review of the 2019 calendar year of data, the Oil Control Program will reevaluate the status of this case. As part of this review, AECOM, on behalf of 7-Eleven, presented Mann Kendall (MK) analysis for each well during the fourth quarter of 2019 (with subsequent updates). In addition to the MK results, OLS regression lines are presented on the graphs which display decreasing trends for all the parameters graphed. These results provide statistical evidence that the dissolved phase concentrations are decreasing on the site.

Upon issuance of case closure, monitoring wells MW-1A, MW-5, and MW-7 (reflective of the tank field vicinity) will be retained for the required high-risk monitoring at the site. Based on the Migration Risk and Remedial Goal Summary submitted to MDE on May 26, 2017, the distance of the off-site potable wells, the low concentrations of MTBE (just above laboratory detection limits) detected in the off-site potable wells between 2008 and 2014, and the plume migration modeling, AECOM believes that there is no demonstrated risk of impact to the off-site potable wells. During the past three quarters, all monitoring wells sampled have MTBE concentrations reported either below the laboratory detection limits or below the MDE cleanup level, excluding an exceedance observed last quarter in monitoring well MW-4A at 23.2 µg/L.

Based on the lack exceedances in the monitoring wells (excluding monitoring well MW-4A last quarter) in addition to the negative trends shown by the MK analysis, AECOM, on behalf of 7-Eleven, continues to request case closure. Per telephone correspondence with MDE on October 21, 2020, MDE is in the process of reviewing the case for closure consideration/further directive.

If you have any questions, please contact Rachael Allen at (410) 379-6837.

Yours sincerely,



Maggie Price  
Environmental Scientist II  
Margaret.Price@aecom.com



Rachael Allen  
Project Manager  
Rachael.Allen@aecom.com



Marie Treiber  
Regional Senior Project Manager  
Marie.Treiber@aecom.com

cc: 7-Eleven Project File

Attachments:

Figure 1 – Site Plan  
Figure 2 – Groundwater Elevation Map  
Figure 3 – MTBE Concentration Map  
Figure 4 –Cross-Section A to A”  
Figure 5 – Lithologic Cross-Section A-A’

Table 1 – Monitoring Well Water Table Elevation and Concentrations  
Table 2 – Monitoring Well Groundwater Analytical Results  
Table 3 – On-Site Potable Well Analytical Results

Attachment A – Laboratory Analytical Results (Groundwater and Potable Well)  
Attachment B – MTBE Concentrations Trend Graphs  
Attachment C – MTBE Concentrations vs. Groundwater Elevation: Since March 2014  
Attachment D – MTBE Concentrations vs. Groundwater Elevation  
Attachment E – Mann-Kendall Graphs

**SAMPLING AND MONITORING REPORT- THIRD QUARTER 2020**  
**7-ELEVEN STORE No. 22281**  
**2400 Pleasantville Road**  
**Fallston, Maryland**  
**MDE Case No. 2005-0120 HA**  
**AECOM Project No. 60144763**  
**October 2020**

---

**AECOM Contacts:** Rachael Allen, Project Manager  
Marie Treiber, Regional Senior Project Manager

**7-Eleven, Inc. Contact:** Shellena Hussein, Manager Environmental Services

---

### CURRENT SITE STATUS

- The site is an active 7-Eleven convenience store and retail gasoline station.
  - Twelve monitoring wells are located on the site and three monitoring wells are located off-site. The wells are gauged and sampled quarterly, with the exception of MW-1A, MW-5, and MW-7 which are sampled annually. (**Figure 1**).
  - The 7-Eleven store has a potable well with a point-of-entry treatment (POET) system (maintained by 7-Eleven as a pre-cautionary measure). An independent contractor samples and maintains the treatment system and the results are presented to MDE by AECOM.
  - Per the April 14, 2015 MDE directive letter, annual sampling of the potable well located at 2414 Pleasantville Road has been discontinued.
  - Per the April 18, 2017 MDE directive letter, natural attenuation analysis and parameter collection has been discontinued for the remaining groundwater quarterly sampling events.
- 

### SITE HISTORY

- In 1981, three 12,000-gallon steel, single-walled, cathodically protected USTs were installed at the site.
- In 1991, a carbon filtration point-of-entry (POET) system was installed at the 7-Eleven facility due to concentrations of methyl tertiary-butyl ether (MTBE) above the Maryland Department of Environment (MDE) guideline of 20 micrograms-per-liter ( $\mu\text{g/l}$ ) in water samples collected from the well.
- On July 30, 2004, MDE conducted a compliance inspection of the 7-Eleven facility. During this inspection, MDE reported to 7-Eleven that petroleum hydrocarbon vapors were detected in the tank field sumps.
- On August 9, 2004, AECOM (formerly ENSR), on behalf of 7-Eleven, performed a one-hour hydrostatic test on the regular, mid-grade and premium gasoline UST submersible turbine pump (STP) containment sumps and conducted a general area survey to determine the source of petroleum vapors reported by MDE. The STP sumps tested tight. During ENSR's investigation, one observation

well was discovered in the grass area immediately adjacent to the tank field. No liquid-phase hydrocarbons (LPH) or petroleum hydrocarbon vapors were detected in the well. Test results were submitted to MDE on August 11, 2004.

- In August 2004, at the request of the Harford County Health Department (HCHD) the POET system at the 7-Eleven facility was upgraded to ensure MTBE concentrations remain below laboratory detection limits in the treated potable water.
- On September 7, 2004, MDE requested evaluation of the site environmental conditions as part of the MDE investigation of all potential petroleum sources impacting drinking water wells within the Pleasantville area of Harford County.
- On September 27, 2004, AECOM (formerly ENSR), on behalf of 7-Eleven, submitted a limited hydrogeologic investigation work plan to MDE. On November 18, 2004, MDE issued ENSR approval to proceed after expanding the scope of the initial work plan.
- From September 2004 to November 2004 a Praxair tracer test was conducted at the site. Minor leaks in various tank top equipment such as Stage I vapor recovery adaptors/caps were identified and corrected as well as a repair to a vent line that was damaged during testing by Praxair. Testing of the product line secondary containment could not be conducted because the lines were not compatible with the Praxair test. 7-Eleven replaced the primary product piping at the facility with secondary contained Environ piping material. The tank system passed the Praxair test with only minor vapor leaks that were repaired and no indication of any liquid leak from the UST system.
- On January 10 through 12, 2005, AECOM (formerly ENSR), on behalf of 7-Eleven, installed thirteen temporary groundwater monitoring points at the site, which were sampled on February 21, 2005.
- On March 1, 2005, AECOM (formerly ENSR) submitted a Subsurface Investigation Findings Report to the MDE documenting the February 21, 2005 groundwater sampling event. Based on the analytical data and the groundwater flow direction, it appeared that dissolved-phase MTBE was mostly concentrated in the immediate vicinity of the tank field and on the eastern side of the pump island, with migration of moderate levels of MTBE to the northwest. No LPH had been detected. Other than surrounding businesses, of which none appeared to be directly down-gradient of the MTBE migration, no potable wells were identified within 500 feet down-gradient of the site.
- On June 17, 2005, at the request of the MDE, AECOM (formerly ENSR) submitted a Subsurface Investigation Work Plan addressing the installation of groundwater monitoring wells at the site based on the analytical results of the February 21, 2005 groundwater sampling event.
- On July 5 and 6, 2005, with MDE approval, AECOM (formerly ENSR) installed eight groundwater monitoring wells at the site.
- On August 15, 2005, AECOM (formerly ENSR) submitted a Monitoring Well Installation and Observation Report summarizing the site activities associated with the monitoring well installation and subsequent groundwater sampling event conducted in July 2005.
- On November 17, 2005, AECOM (formerly ENSR) submitted a Supplemental Groundwater Investigation Work Plan which proposed the installation of three additional shallow temporary monitoring points and four additional deep monitoring wells to complete the delineation of the subsurface petroleum hydrocarbon impact.



- On December 19, 2005, AECOM (formerly ENSR) installed three temporary monitoring points for horizontal delineation and abandoned the thirteen temporary monitoring points installed in January 2005.
- December 20, 2005, AECOM (formerly ENSR) collected groundwater samples from and subsequently abandoned the three temporary groundwater monitoring points.
- On January 3-5, 2006, AECOM (formerly ENSR) installed a deep monitoring well in the vicinity of monitoring well MW-3A and in the vicinity of monitoring well MW-4A for vertical delineation.
- On March 16, 2006, AECOM (formerly ENSR) submitted a Monitoring Well Installation and Observation Report summarizing the site activities associated with the installation of two monitoring wells for vertical delineation. Groundwater samples collected from the newly installed monitoring wells MW-3B and MW-4B did not report any concentrations of volatile organic compounds (VOCs) total petroleum hydrocarbon diesel range/gasoline range organics (TPH DRO/GRO) above the laboratory detection limits except MTBE in monitoring well MW-4B at 16 µg/l.
- On March 14, 2006, AECOM (formerly ENSR) discussed the content of the Corrective Action Plan (CAP) and testing with MDE. MDE approved the submittal of a Corrective Action Evaluation Plan (CAEP) to include protocols for pilot test activities to evaluate the remediation strategy of the site.
- On April 13, 2006, AECOM (formerly ENSR) submitted a CAEP as agreed upon with the MDE. The CAEP included plans for the feasibility testing of groundwater pump and treat, soil vapor extraction and bioremediation as possible remediation strategies.
- On July 12, 2006 AECOM (formerly ENSR) conducted a 9 hour pumping test on monitoring well MW-4A as discussed in the CAEP.
- On July 30, 2006 bioremediation bench scale studies were conducted by Enzyme Technologies, Inc. to determine the effectiveness of bio-augmentation or bio-stimulation applications for the degradation of petroleum hydrocarbons, including MTBE.
- On August 30, 2006 a soil vapor extraction test was conducted in accordance with CAEP approved protocols.
- On November 7, 2006 AECOM (formerly ENSR) submitted a work plan to the MDE for the Membrane Interface Probe (MIP) investigation and additional monitoring well installation. The work plan was approved by MDE on November 29, 2006.
- On November 27, 2006 AECOM (formerly ENSR) began a long-term soil vapor extraction (SVE) test on SVE points SVE-1, SVE-2, SVE-3 and monitoring well MW-4A.
- On January 16 and 17, 2007 AECOM (formerly ENSR) installed nine membrane interface probe (MIP) borings.
- On January 29, 2007 AECOM (formerly ENSR) submitted a Site Conceptual Model (SCM).
- On January 31, 2007 AECOM (formerly ENSR) submitted a work plan for additional groundwater extraction testing.
- AECOM (formerly ENSR) installed an off-site monitoring well (MW-8) on March 21, 2007.

- On March 22, 2007 AECOM (formerly ENSR) submitted a report detailing the results of the MIP investigation and a report detailing the preliminary results from the long-term SVE test under separate covers.
- On August 27, 2007 AECOM (formerly ENSR) submitted a work plan for subsurface pilot testing for the injection of bio-remediation products.
- AECOM (formerly ENSR) installed one off-site monitoring well (MW-8B) on October 2, 2007.
- On February 4, 2008 AECOM (formerly ENSR) submitted a revised bio-injection Work Plan as requested by MDE.
- On April 23, 2008 MDE approved the revised bio-injection Work Plan.
- On September 2, 2008 eight geoprobe points were installed to characterize soils in the proposed new tank field area.
- The SVE system was discontinued on September 8, 2008 with approval from MDE prior to the excavation of the former tank field.
- On October 8 and 9, 2008 AECOM observed the removal of three USTs and associated product piping. Following the former UST system removal, two fiberglass double walled USTs were installed: a 15,000-gallon regular ethanol and a 10,000-gallon premium ethanol. Approximately 622.59 tons of soil was not utilized for backfill and was removed from the site. In addition, observation well HW-1 was destroyed during UST replacement activities.
- On November 14, 2008, AECOM began field bio-augmentation testing which continued through April 2009.
- On December 2, 2008 AECOM submitted a Tank Closure Report to the MDE.
- On July 29, 2009 AECOM submitted a Bio-Augmentation Pilot Test Report to the MDE.
- On December 23, 2009, AECOM attempted a second semi-annual sampling of the potable well located at 2414 Pleasantville Road per the MDE directive letter dated March 5, 2009. Upon arrival, however, it was determined that the business had been vacated, and the building was no longer in use. AECOM will sample the Dental Technology property as it is connected to the same potable well.
- On January 20-21, 2010, AECOM completed installation and surveying of two additional shallow groundwater monitoring wells on-site and conducted a half-mile radius potable well search.
- On February 18, 2010, AECOM sampled the potable well located at the adjacent Dental Technology property.
- The well installation and potable well sampling were detailed in the Monthly Progress Report, dated March 5, 2010, and the Potable Well Survey Report, dated February 25, 2010.
- On March 25, 2010, AECOM submitted a Lineament Analysis Report to MDE per their December 29, 2009, directive letter.
- On September 17, 2010, AECOM submitted an Additional Well Installation Work Plan, recommending installation of three additional monitoring wells within the vicinity of HW-3, MW-4A, MW-9, and MW-10.

- On December 20 and 21, 2010, AECOM installed monitoring wells MW-11 through MW-13.
- In June 2011, AECOM completed the bioremediation pilot testing.
- On June 30, 2011, AECOM submitted a revised CAP, recommending installation of an additional four injection/ISOC points based on the results of the bio-augmentation pilot study.
- On March 6, 2012, MDE approved the Bio-Augmentation Work Plan, including the installation of two trenches and a nine-month bio-augmentation testing period.
- On August 20, 2012, AECOM and Odyssey Construction completed the installation of the two bio-injection trenches and began the nine-month testing period on September 12, 2012.
- On June 6, 2013, AECOM concluded the nine-month bio-augmentation testing period.
- On August 22, 2013, AECOM submitted a Bio-Augmentation Pilot Test Report, which included a request to extend the bio-augmentation feasibility test for an additional nine-month period.
- On September 20, 2013, AECOM submitted a revised SCM, which reflected the updated pilot testing and sampling, and addressed the environmental issues at and around the subject property.
- On November 7, 2013, AECOM submitted a Revised Bio-Injection Testing Request for the use of Regenesis Oxygen Release Compound (ORC®) filter socks during the extended bio-augmentation feasibility test. MDE responded in a directive letter dated December 10, 2013 with a request for supplemental clarifications to the recently submitted SCM. Additionally, MDE instructed AECOM to begin quarterly monitoring of natural attenuation parameters.
- AECOM received a directive letter from MDE dated December 10, 2013 that instructed the monitoring of subsurface conditions for dissolved oxygen, nitrogen, sulfur, iron and methane to determine the progress of natural attenuation in the subsurface.
- On February 7, 2014, AECOM submitted a comprehensive remedial evaluation and an evaluation of the stability of the current groundwater contaminant plume in response to the MDE request for supplemental clarifications.
- On March 19, 2014, AECOM begun collecting natural attenuation parameters from MW-1A, MW-4A, MW-4B, MW-5, MW-6, MW-7, MW-9 through MW-13 and HW-3 and the three off-site monitoring wells (MW-8A, MW-8B, MW-8C) on a quarterly basis.
- AECOM received a directive letter from MDE dated May 28, 2014 that approved closure and abandonment of upgradient monitoring wells MW-1B, MW-2, MW-3A, MW-3B and HW-2.
- On June 30, 2014, five monitoring wells (MW-1B, MW-2, MW-3A, MW-3B and HW-2) were abandoned by Eichelbergers, Inc., a Maryland-licensed driller. The Well Abandonment Report was submitted to MDE under separate cover on July 29, 2014.
- AECOM received a directive letter from MDE dated April 14, 2015 updating the monitoring well sampling procedures. Monitoring wells MW-1A, MW-5, MW-7, and the on-site water supply well will be gauged and sampled on an annual basis. The remaining eleven on-site monitoring wells will continue to be gauged and sampled on a quarterly basis. Samples will no longer be collected from the offsite water supply well located at 2414 Pleasantville Road.

- On May 21, 2015, AECOM submitted an Additional Well Installation Work Plan to the MDE to install an additional off-site bedrock monitoring well (MW-8C) located adjacent to the existing monitoring wells MW-8A and MW-8B.
- AECOM received a directive letter from MDE dated June 16, 2015 that approved the installation of the off-site bedrock monitoring well (MW-8C). A geophysical analysis will be conducted on the bedrock that will include heat-pulse flow meter, 3-arm caliper, spontaneous potential, single resistivity, and acoustic televiewer. In addition, groundwater samples will be collected from pertinent fracture points during geophysical testing.
- On October 12 and 13, 2015, AECOM installed additional off-site bedrock monitoring MW-8C located north of the subject property across Maryland Route 152 and adjacent to the northwest of monitoring wells MW-8A and MW-8B.
- On October 16, 2015, a borehole geophysics survey was completed on the bedrock monitoring well MW-8C which utilized optical televiewer, acoustic televiewer, caliper, fluid temperature, fluid conductivity, natural gamma, borehole verticality, spontaneous potential, single point resistance, 16"/64" normal resistivity, and heat pulse flowmeter (static and dynamic) logging.
- On January 21, 2016 Arm Group Inc. (ARM) conducted packer testing on monitoring well MW-8C to collect discrete samples from targeted fractures in the bedrock. Four potential water-bearing fractures were selected including: 90 feet bgs to 112 feet bgs; 112 feet bgs to 120 feet bgs; 125 feet bgs to 148 bgs; and 162 feet bgs to 190 feet bgs (well bottom).
- On November 23, 2016, AECOM receive approval via e-mail correspondence from the MDE to abandon the injection points located across the northern asphalt paved entrance due to safety concerns.
- On October 24, 2016, AECOM abandoned the injection points located in a trench across the northern asphalt-paved entrance with concrete bentonite slurry and the area was repaved.
- On March 13, 2017, AECOM stopped collecting natural attenuation parameters from MW-1A, MW-4A, MW-4B, MW-5, MW-6, MW-7, MW-9 through MW-13 and HW-3 and the three off-site monitoring wells (MW-8A, MW-8B, MW-8C) on a quarterly basis.
- AECOM received a directive letter from MDE dated April 18, 2017, that approved the discontinuation of the natural attenuation analysis and parameter collection during the quarterly sampling events.
- On May 26, 2017, AECOM submitted a Migration Risk and Remedial Goal Summary to the MDE to further demonstrate the risk of migration and impacts of onsite contaminants to the surrounding off-site potable wells. In addition, AECOM reviewed and edited the previously approved monitored natural attenuation and remedial goals for the site.
- Per MDE's February 21, 2019 email, a complete round of sampling, including those wells that are sampled on an annual basis (MW-1A, MW-5, and MW-7) was included in the second quarter of 2019 sampling event.
- AECOM received a directive letter from MDE dated May 28, 2019, that requested modifications to the tables and the preparation of Mann-Kendall analysis for each of the monitoring wells. In addition, the letter stated that the OCP will reevaluate the status of the case after the completion of the 2019 calendar year.

- AECOM submitted the final quarterly report for 2019 on January 30, 2020 with MK analysis for each well to aid in MDE OCP review. Upon issuance of case closure, monitoring wells MW-1A, MW-5, and MW-7 (reflective of the tank field vicinity) will be retained for the required high-risk monitoring at the site.
- AECOM submitted the first quarterly report for 2020 on April 30, 2020 and continued to request case closure.
- AECOM submitted the second quarterly report for 2020 on July 27, 2020, which include updated MK graphs, and continued to request case closure.

### ACTIVITIES THIS QUARTER

<b>Monitoring Period:</b>	July through September 2020
<b>Site Visit(s):</b>	September 29, 2020
<b>Field Activities:</b>	Groundwater gauging and sampling, which occurred on September 29, 2020.
<b>Depth-to-Water:</b>	On September 29, 2020, depth-to-water ranged from 9.31 feet bgs in monitoring well MW-8B to 22.78 feet bgs in well MW-1A. A groundwater elevation map is shown as <b>Figure 2</b> , and historical groundwater elevations are listed in <b>Table 1</b> . Groundwater flow direction (northwest) remains consistent with previous sampling events.
<b>Liquid-Phase Hydrocarbons:</b>	No LPH has ever been observed at the site.
<b>Number of Monitoring Wells/Monitoring Wells Sampled:</b>	Nine on-site monitoring wells (MW-4A, MW-4B, MW-6, MW-9 through MW-13, and HW-3) and three off-site wells (MW-8A, MW-8B, and MW-8C) were sampled on September 29, 2020. Three monitoring wells (MW-1A, MW-5, and MW-7) are only sampled annually per MDE correspondence dated April 14, 2015. These three wells were sampled during the March 2020 sampling event and are scheduled to be sampled next in March 2021. ( <b>Table 2, Figure 3 and Attachment A</b> ).

### ANALYTICAL SUMMARY

#### Monitoring Wells

Groundwater samples were collected from nine on-site monitoring wells (MW-4A, MW-4B, MW-6, MW-9 through MW-13, and HW-3) and three off-site monitoring wells (MW-8A through MW-8C) on September 29, 2020. Prior to sampling, the monitoring wells were purged until three well volumes were removed or until the well went dry to obtain representative samples. The samples were placed into appropriate glass containers and preserved as necessary. The samples were shipped to Eurofins TestAmerica (TestAmerica) of Pensacola, Florida and analyzed for VOCs including fuel oxygenates and naphthalene by EPA Method 8260B and TPH-GRO by EPA Method 8015.

Benzene, toluene, ethylbenzene, and xylene (BTEX) concentrations were below the laboratory detection

limits (BDL) in all monitoring wells sampled. MTBE was BDL in monitoring well MW-4B, MW-8A, MW-8B, MW-8C, MW-11, MW-12, and MW-13. For the remaining wells, MTBE concentrations ranged from 1.96 µg/L in monitoring well MW-10 to 9.63 µg/L in monitoring well MW-4A. Monitoring well HW-3 was analyzed for TPH-GRO out of holding time due to laboratory error; however, TPH-GRO has not been reported above the laboratory detection limits in this monitoring well since June 2019. Chloroform was detected in monitoring wells MW-4A (1.62 µg/L) and MW-11 (2.26 µg/L).

All detected analytes were reported below their respective MDE Cleanup Levels this quarter. All remaining analytes reported levels below laboratory detection limits. Results of the laboratory analysis are included on **Figure 3**, in **Table 2**, and **Attachment A**.

### **Store Potable Well**

Samples from the on-site potable well were collected on August 14, 2020 by 7-Eleven's independent contractor. Concentrations of BTEX, MTBE, tert-butyl alcohol (TBA) and tert-amyl methyl ether (TAME) in the pre-, mid-, and post-treatment samples were below laboratory detection limits in all samples analyzed. Results of the laboratory analysis are included in **Table 3** and **Attachment A**. Per MDE directive, samples from the on-site potable well are collected on an annual basis (at a minimum).

---

## CURRENT SITE ASSESSMENT

On August 4, 2016, 7-Eleven and AECOM met with MDE to discuss the status and current conditions of the site, and the likelihood that impact observed on-site would impact the down-gradient, off-site potable wells. Per meeting discussions, cross-sections of the monitoring wells are shown on **Figure 4** and **Figure 5**. **Figure 4** is a historic figure that depicts a cross section including the offsite potable wells and groundwater levels from April 2016. **Figure 5** depicts the most recent groundwater elevations from the September 29, 2020 gauging event. Increased groundwater elevations starting in spring 2018 correlate with decreased MTBE concentrations throughout the site; however, an overall decreasing trend in MTBE concentrations has been observed since investigation start up, which can be seen in **Attachment C**. Comparison of the MTBE concentrations and groundwater elevation since 2014 is included in **Attachment D**. Five-year graphs were not generated for monitoring wells MW-4B, MW-8B, and MW-8C due to all concentrations of MTBE being reported below the MDE cleanup level of 20 µg/L over the past five years. No other significant trends were noted. Comparison of the historic MTBE concentrations and the groundwater elevations in all on-site and off-site monitoring wells since investigation startup are included as **Attachment E**.

Groundwater elevation has begun to stabilize, starting in September 2019, over the past few rounds of groundwater sampling when compared to the increased elevations observed in spring 2018 followed by a decrease during spring 2019. MTBE was detected above laboratory detection limits in monitoring wells MW-4A, MW-6, MW-9, MW-10, and HW-3, ranging from 1.96 µg/L in monitoring well MW-10 to 9.63 µg/L in monitoring well MW-4A. MTBE concentrations were reported below the MDE cleanup level in all sampled monitoring wells this quarter.

As shown in the cross-sections, wells MW-4B, MW-8B, and MW-8C provide coverage of the shallow fractures providing water to the off-site potable wells. MTBE concentrations in monitoring well MW-4B have been BDL since the March 24, 2015 sampling; MTBE concentrations in monitoring well MW-8B have been below the MDE Groundwater Cleanup Standard since the June 5, 2012 sampling event; and MTBE concentrations in monitoring well MW-8C have been BDL since December 19, 2017 and below the MDE cleanup level of 20 µg/L since the first sampling event in December 21, 2015.

According to the Technical Protocol for Evaluating the Natural Attenuation of MTBE prepared by Peter Zeeb, Ph.D, L.S.P., P.G., and Todd H. Wiedemeier, P.G. in May 2007, monitored natural attenuation of MTBE has been a successful remedial strategy for the site. MTBE in the source monitoring well (MW-4A) and the downgradient wells have shown decreasing trends in MTBE over the years. The MTBE plume has displayed an overall decreasing trend in both size and concentration (see **Figure 3**) which suggests evidence of natural attenuation. In addition, all wells sampled this quarter reported MTBE concentrations below the MDE Clean-up Level. As detailed in the Migration Risk Remedial Goal Summary Report dated May 26, 2017, the on-site MTBE has not significantly impacted any surrounding sensitive receptors nor is the MTBE likely to impact any in the future, based on the observed decreasing on-site trends.

---

### MANN-KENDALL STATISTICAL ANALYSIS

Mann-Kendall (MK) statistical analysis was performed for data collected between July 26, 2005 and September 29, 2020 to further evaluate dissolved phase trends at the site. MK trend analyses were conducted using dissolved phase constituents (including benzene, toluene, ethylbenzene, xylenes, MTBE, and naphthalene that have concentrations reported above the applicable MDE Clean-up Groundwater Standards) from on- and off-site monitoring wells in order to provide statistical evidence that the dissolved phase concentrations are decreasing. The MK trend analyses were performed using U.S. Environmental Protection Agency (EPA) software ProUCL Version 5.1 which is a non-parametric test used to identify statistically significant trends in groundwater concentrations. Prior to running the tests, the data was evaluated for seasonal influences in order to select the most appropriate data set for the assessment. Since no seasonal fluctuation was apparent and likely due to the former onsite treatment system, all the data was used for each parameter. As part of the continued closure request during the second quarter of 2020, the MK analyses were updated to include up to the September 29, 2020 data. The results of the MK analysis are further discussed below:

- MW-4A: The MK trend analysis was performed on monitoring well MW-4A for MTBE and TPH-GRO concentrations between July 26, 2005 and September 29, 2020. The results of the MK analyses show that both MTBE and TPH-GRO concentrations indicate statistically significant evidence of decreasing trends at a 99% confidence level.
- MW-6: The MK trend analysis was performed on monitoring well MW-6 for MTBE and TPH-GRO concentrations between July 26, 2005 and September 29, 2020. The results of the MK analyses show that both MTBE and TPH-GRO concentrations indicate statistically significant evidence of decreasing trends at a 99% confidence level. Specifically, the concentrations of MTBE and TPH-GRO in monitoring well MW-6 have remained below the MDE Groundwater Clean-up Standard since September 12, 2018 and June 28, 2017, respectively.
- MW-8A: The MK trend analysis was performed on monitoring well MW-8A for MTBE concentrations between March 28, 2007 and September 29, 2020. The results of the MK analysis show that MTBE concentrations indicate statistically significant evidence of a decreasing trend at a 85% confidence level. In addition, MTBE concentrations have been below the MDE Groundwater Clean-up Standard since June 28, 2017 and the maximum concentration reported was 44 µg/L during the March 28, 2007 sampling event. MTBE has been below the laboratory detection limit since March 2020.
- MW-8B: The MK trend analysis was performed on monitoring well MW-8B for MTBE concentrations between October 15, 2007 and September 29, 2020. The results of the MK analyses show that MTBE concentrations indicate statistically significant evidence of decreasing trends at a 99% confidence level. Specifically, the concentrations of MTBE in monitoring well MW-8B has remained below the MDE Groundwater Clean-up Standard since June 5, 2012 and below the laboratory detection limit since March 13, 2017.
- MW-9: The MK trend analysis was performed on monitoring well MW-9 for MTBE and TPH-GRO concentrations between March 10, 2010 and September 29, 2020. The results of the MK analyses show that MTBE and TPH-GRO concentrations indicate statistically significant evidence of decreasing trends at a 99% confidence level. Specifically, the concentrations of MTBE and TPH-GRO in monitoring well MW-9 have remained below their associated MDE Groundwater Clean-up Standard since March 14, 2019.
- MW-10: The MK trend analysis was performed on monitoring well MW-10 for MTBE and TPH-GRO concentrations between March 10, 2010 and September 29, 2020. The results of the MK analyses show that MTBE and TPH-GRO concentrations indicate statistically significant evidence



of decreasing trends at a 99% confidence level. Specifically, the concentrations of MTBE and TPH-GRO in monitoring well MW-10 have remained below their associated MDE Groundwater Clean-up Standard since December 26, 2018 and March 14, 2019, respectively.

- MW-11: The MK trend analysis was performed on monitoring well MW-11 for MTBE and TPH-GRO between January 5, 2011 and September 29, 2020. The results of the MK analyses show that both MTBE and TPH-GRO concentrations indicate statistically significant evidence of decreasing trends at a 99% confidence level. Specifically, the concentrations have been below their associated MDE Groundwater Clean-up Standards since June 8, 2016 and June 26, 2019, respectively. Concentrations for TPH-GRO has been below the laboratory detection limits of 100 µg/L since June 23, 2015 and 47µg/L since September 17, 2019. MTBE concentrations were below the laboratory detection limit during the most recent quarter (September 29, 2020).
- MW-12: The MK trend analysis was performed on monitoring well MW-12 for MTBE and TPH-GRO concentrations between January 5, 2011 and September 29, 2020. The results of the MK analyses show that the MTBE and TPH-GRO concentrations indicate statistically significant evidence of decreasing trends at a 99% confidence level. Specifically, the concentrations have been below their associated MDE Groundwater Clean-up Standards since December 18, 2013 and June 26, 2019, respectively. Concentrations for TPH-GRO were below the laboratory detection limit of 20 µg/L from June 16, 2014 to December 8, 2014, below a detection limit of 100 µg/L since March 24, 2015, and below the detection limit of 47 µg/L since September 17, 2019.
- MW-13: The MK trend analysis was performed on monitoring well MW-13 for MTBE and TPH-GRO concentrations between January 5, 2011 and September 29, 2020. The results of the MK analyses show that both MTBE and TPH-GRO concentrations indicated statistical evidence of a significant trend at a 99% confidence level. Specifically, the concentrations have been below their associated MDE Groundwater Clean-up Standards since September 12, 2018 and June 26, 2019, respectively. Concentrations for TPH-GRO have been below the laboratory detection limit of 100 µg/L from December 5, 2016 to June 26, 2019 prior to detection limits lowering to either 20 µg/L or 47 µg/L.
- HW-3: The MK trend analysis was performed on recovery well HW-3 for MTBE and TPH-GRO concentrations between January 23, 2007 and September 29, 2020. The results of the MK analyses show that both MTBE and TPH-GRO concentrations indicated statistical evidence of a significant trend at a 99% confidence level. Specifically, the concentrations have been below their associated MDE Groundwater Clean-up Standards since December 26, 2018 and June 26, 2019, respectively. Concentrations for TPH-GRO have been below the laboratory detection limit of 100 µg/L from June 28, 2017 to March 14, 2019 prior to a detection of 25.8 µg/L on June 26, 2019. TPH-GRO concentrations have been below the laboratory detection limit of 47 µg/L since September 17, 2019.

The MK statistical results and non-parametric trend graphs of the data are presented in **Attachment F**. In addition to the MK results, OLS regression lines are presented on the graphs which display decreasing trends for all the parameters in each monitoring well. These results provide statistical evidence that the dissolved phase concentrations are decreasing on the site.

---

### CASE CLOSURE REQUEST

Based on the Migration Risk and Remedial Goal Summary submitted to MDE on May 26, 2017, the distance of the off-site potable wells, the low concentrations of MTBE (just above laboratory detection limits) detected in the off-site potable wells between 2008 and 2014, and the plume migration modeling, AECOM believes that there is no demonstrated risk of impact to the off-site potable wells. During the past three quarters, all monitoring wells sampled have MTBE concentrations reported either below the laboratory detection limits or below the MDE cleanup level, excluding last quarter's increase observed in monitoring well MW-4A (3.2 µg/L over the cleanup level but has since returned to below during this quarter).

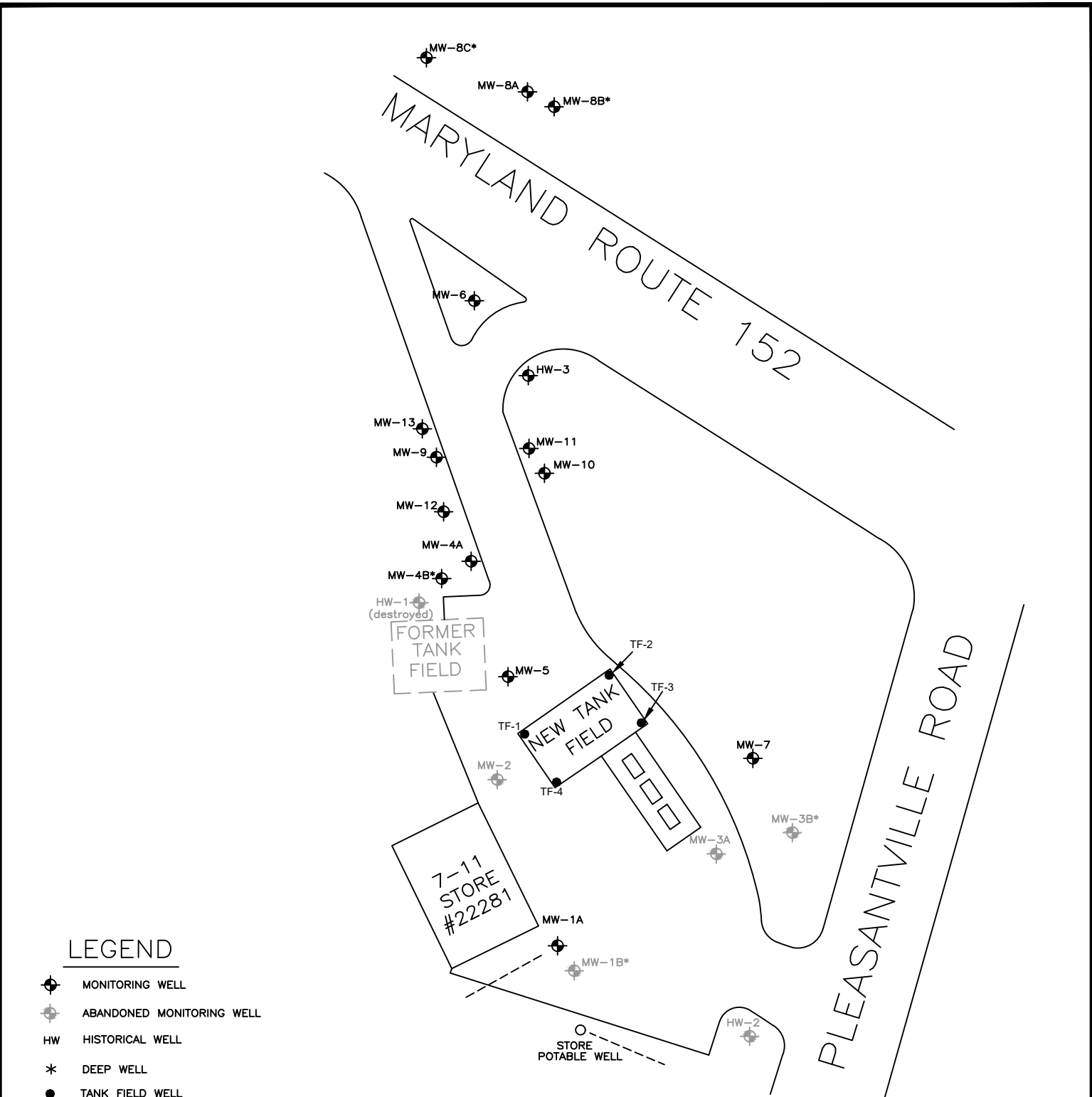
*Based on the lack of exceedances in the monitoring wells in addition to the negative trends shown by the MK analysis, AECOM, on behalf of 7-Eleven, continues to request case closure.*

---






**ACTIVITIES FOR FOURTH QUARTER 2020**

- December 2020 Pending case closure consideration by MDE, quarterly groundwater monitoring and sampling of nine on-site monitoring wells (MW-4A, MW-4B, MW-6, MW-9 through MW-13, HW-3) and three off-site monitoring wells (MW-8A, MW-8B, MW-8C).

## FIGURES



**LEGEND**

-  MONITORING WELL
-  ABANDONED MONITORING WELL
-  HISTORICAL WELL
-  DEEP WELL
-  TANK FIELD WELL



SCALE:

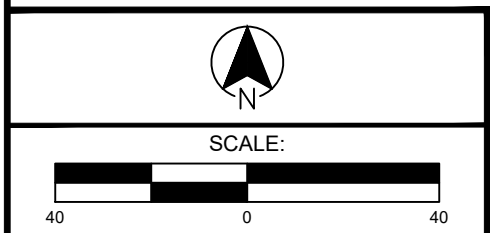
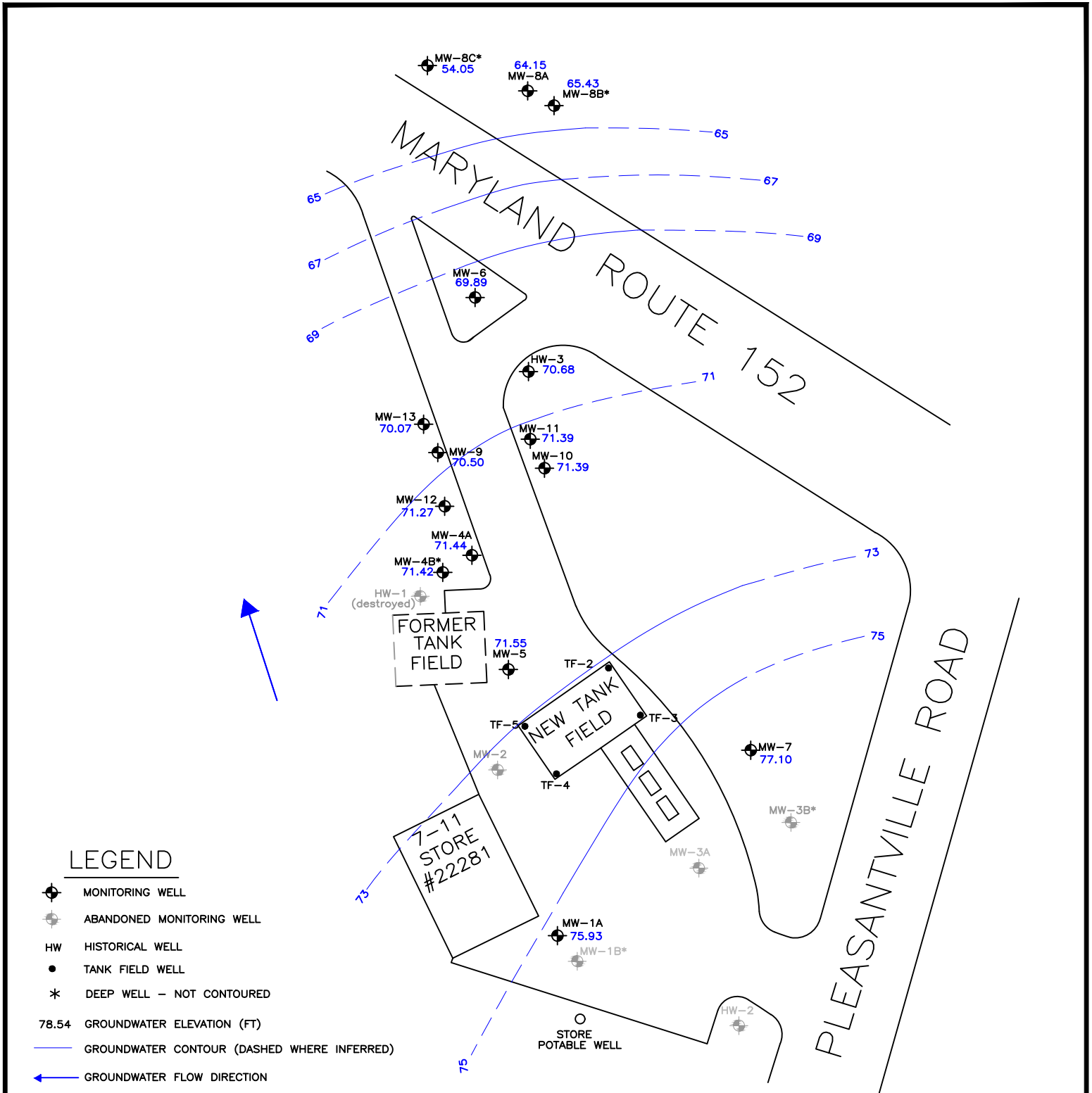


7-ELEVEN Inc.  
 STORE No. 22281  
 2400 PLEASANTVILLE ROAD  
 FALLSTON, MARYLAND

**SITE PLAN**

FIGURE 1



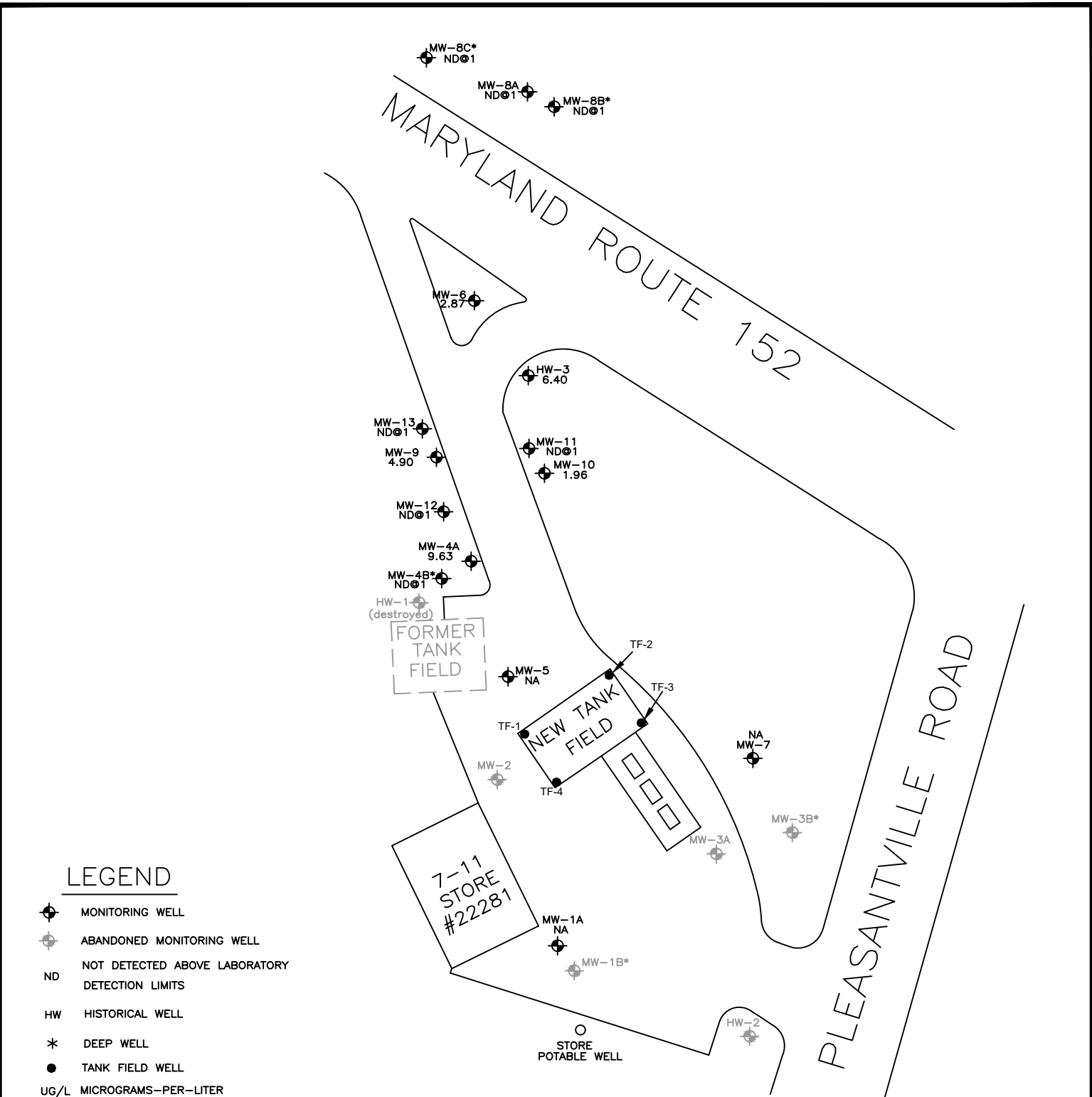


7-ELEVEN Inc.  
 STORE No. 22281  
 2400 PLEASANTVILLE ROAD  
 FALLSTON, MARYLAND

**GROUNDWATER ELEVATION MAP**  
 SEPTEMBER 29, 2020

FIGURE 2

**AECOM**

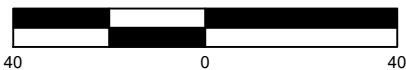


**LEGEND**

- MONITORING WELL
- ABANDONED MONITORING WELL
- ND NOT DETECTED ABOVE LABORATORY DETECTION LIMITS
- HW HISTORICAL WELL
- \* DEEP WELL
- TANK FIELD WELL
- UG/L MICROGRAMS-PER-LITER



SCALE:



7-ELEVEN Inc.  
STORE No. 22281  
2400 PLEASANTVILLE ROAD  
FALLSTON, MARYLAND

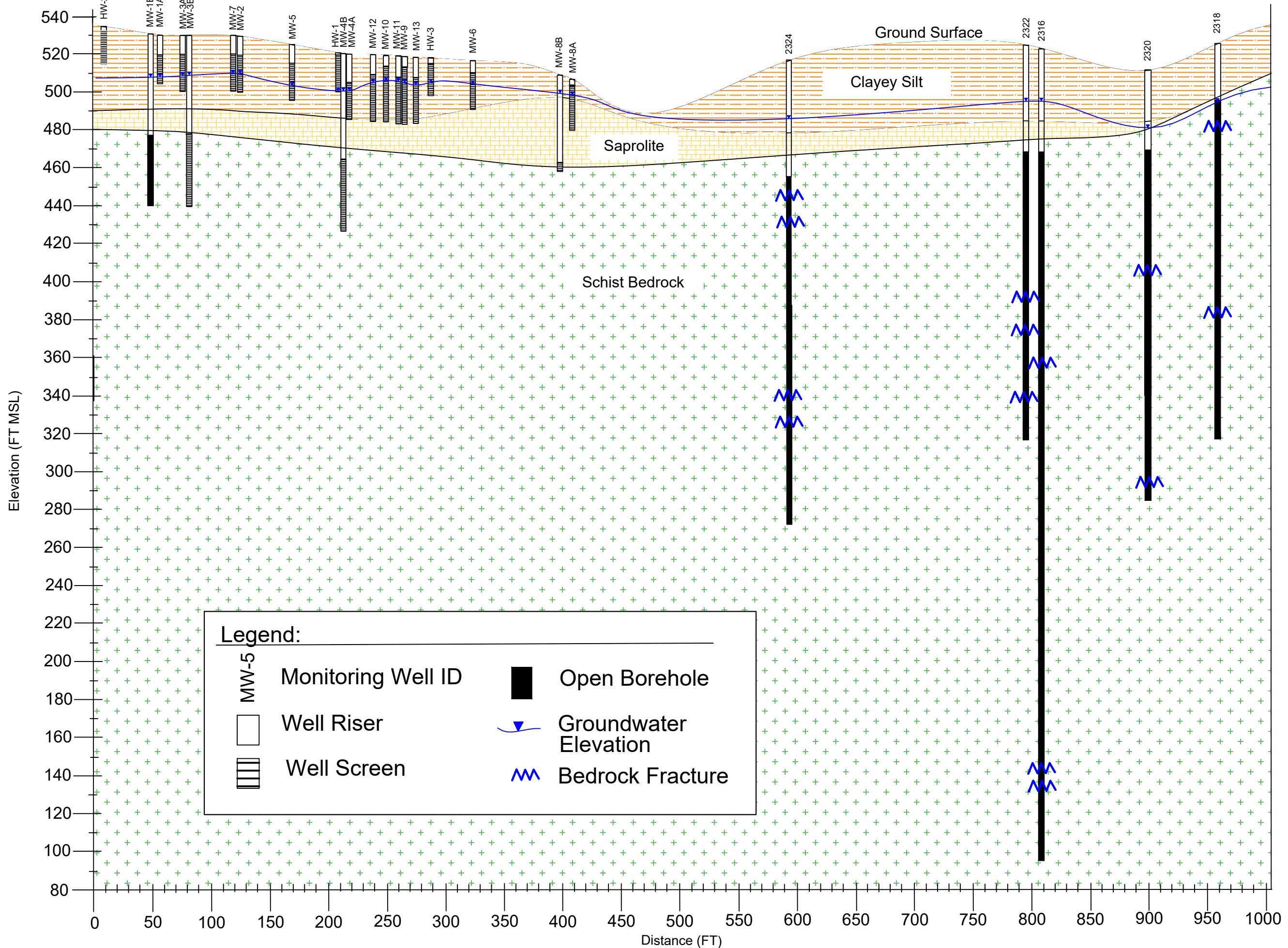
MTBE  
CONCENTRATION MAP  
SEPTEMBER 29, 2020

FIGURE 3



# South A

# North A''



**Legend:**

- MW-5 Monitoring Well ID
- Well Riser
- Well Screen
- Open Borehole
- Groundwater Elevation
- Bedrock Fracture

DESIGNED BY:	SD	NO.:	DESCRIPTION:	DATE:	BY:
	DRAWN BY:				

**AECOM**

8000 Virginia Manor Rd. STE 110  
 Beltsville, Maryland 20705  
 PHONE: (301) 289-3900  
 FAX: (301) 289-3901  
 WEB: HTTP://WWW.AECOM.COM

**Lithologic Cross-Section A-A''**

7-Eleven Store No. 22281  
 2400 Pleasantville Road  
 Fallston, MD

Historic Groundwater Data from March 27, 2015

SCALE: SEE FIGURE 1/30/2020

PROJECT NUMBER: 60144763

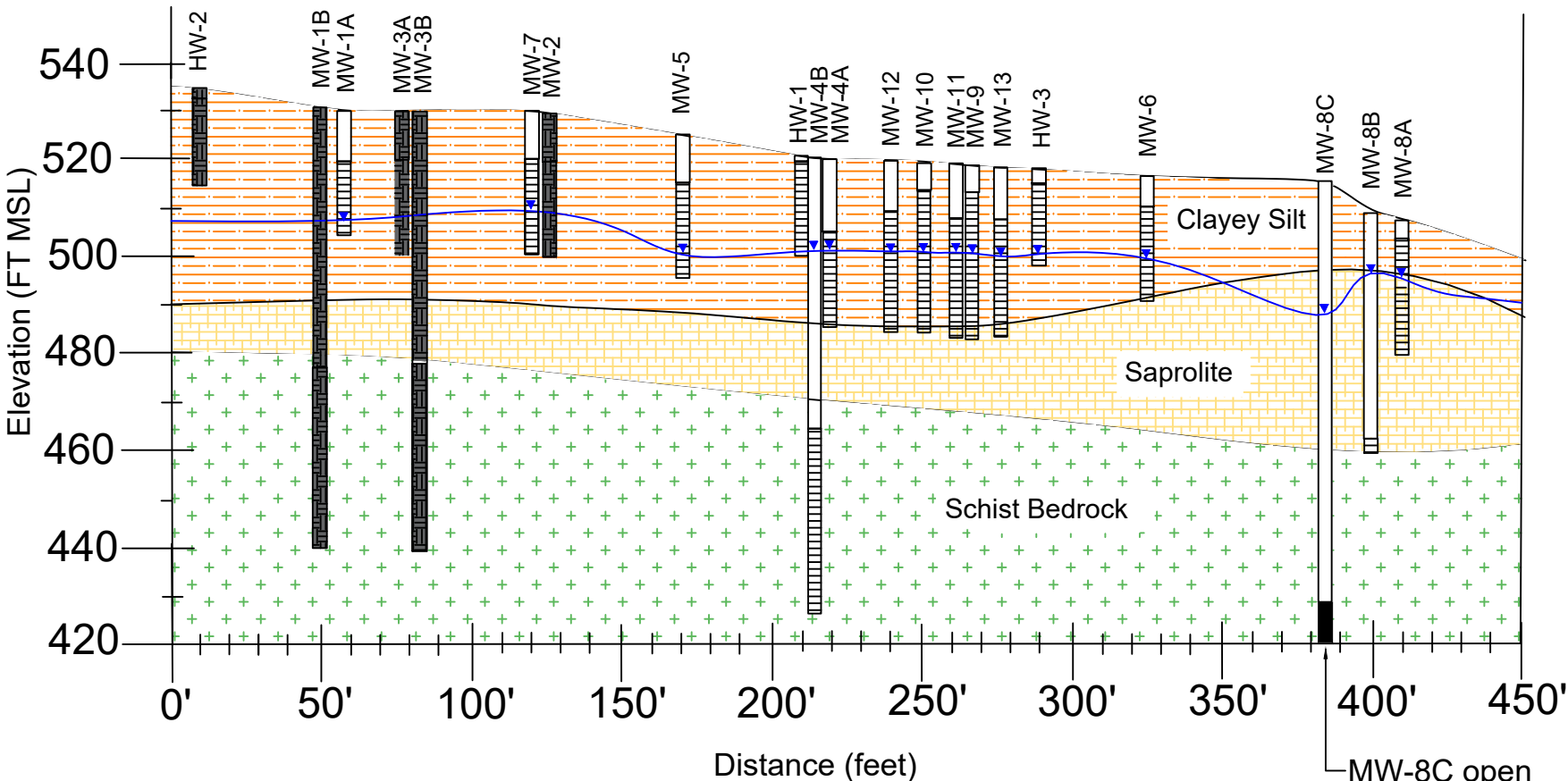
FIGURE NUMBER:  
4

SHEET NUMBER:  
 1 OF 1



**South  
A**

**North  
A'**



**Legend:**

- MW-5 Monitoring Well ID
- Well Riser
- Well Screen
- Open Borehole
- Groundwater Elevation
- Abandoned Well

MW-8C open borehole extends to 328 ft msl

DESIGNED BY:		NO.:		DATE:	
S. DRUMMOND					
DRAWN BY:		M. PRICE		CHECKED BY:	
				R. ALLEN	
APPROVED BY:				X	

**AECOM**

8000 Virginia Manor Rd. STE 110  
 Beltsville, Maryland 20705  
 PHONE: (301) 289-3900  
 FAX: (301) 289-3901  
 WEB: HTTP://WWW.AECOM.COM

**Lithologic Cross-Section A-A'**

7-Eleven Store No. 22281  
 2400 Pleasantville Road  
 Fallston, MD

September 29, 2020 Groundwater Elevation Data

SCALE: SEE FIGURE    DATE: OCTOBER 2020    PROJECT NUMBER: 60144763

FIGURE NUMBER:  
5

## TABLES

**Table 1**  
**Monitoring Well Water Table Elevation and Analytical Data**  
7-Eleven Store No. 22281  
Fallston, Maryland

Well	Top of Casing	Date	Depth to Water	Corrected Elevation	Benzene	Toluene	Ethylbenzene	Total Xylenes	MTBE	TBA	TAME	TPH-GRO	
<b>MW-1A</b> Installed- 7/6/05 Well Depth: 32' Screen: 10.5'-32' 4" diameter	98.71	7/26/05	22.34	76.37	ND@1	ND@1	ND@1	ND@3	ND@1	ND@25	ND@25	ND@100	
		11/22/05	22.11	76.60	ND@1	ND@1	ND@1	ND@3	ND@1	ND@25	ND@25	--	
		3/16/06	22.40	76.31	ND@1	ND@1	ND@1	ND@3	ND@1	ND@25	ND@25	ND@100	
		4/25/06	22.10	76.61	--	--	--	--	--	--	--	--	--
		5/12/06	22.24	76.47	--	--	--	--	--	--	--	--	--
		6/30/06	22.47	76.24	ND@1	ND@1	ND@1	ND@3	ND@1	ND@25	ND@25	ND@25	ND@100
		7/13/06	20.85	77.86	--	--	--	--	--	--	--	--	--
		8/11/06	21.02	77.69	--	--	--	--	--	--	--	--	--
		9/12/06	21.64	77.07	ND@1	ND@1	ND@1	ND@3	ND@1	ND@25	ND@25	ND@25	ND@100
		10/23/06	21.69	77.02	--	--	--	--	--	--	--	--	--
		11/21/06	21.43	77.28	--	--	--	--	--	--	--	--	--
		12/7/06	20.81	77.90	ND@1	ND@1	ND@1	ND@3	1	ND@10	ND@10	ND@10	ND@100
		1/29/07	21.42	77.29	--	--	--	--	--	--	--	--	--
		2/20/07	21.84	76.87	--	--	--	--	--	--	--	--	--
		3/28/07	21.83	76.88	ND@1	ND@1	ND@1	ND@3	2	ND@10	ND@10	ND@10	ND@100
		4/12/07	21.34	77.37	--	--	--	--	--	--	--	--	--
		5/14/07	21.21	77.50	--	--	--	--	--	--	--	--	--
		6/22/07	21.62	77.09	ND@1	ND@1	ND@1	ND@3	1	ND@10	ND@10	ND@10	ND@100
		7/30/07	22.03	76.68	--	--	--	--	--	--	--	--	--
		8/23/07	21.90	76.81	--	--	--	--	--	--	--	--	--
		9/25/07	23.72	74.99	ND@1	ND@1	ND@1	ND@3	2	ND@10	ND@10	ND@10	ND@100
		10/15/07	24.10	74.61	--	--	--	--	--	--	--	--	--
		11/26/07	23.25	75.46	--	--	--	--	--	--	--	--	--
		12/14/07	24.02	74.69	ND@1	ND@1	ND@1	ND@3	ND@1	ND@10	ND@10	ND@10	ND@100
		1/29/08	23.60	75.11	--	--	--	--	--	--	--	--	--
		2/18/08	23.14	75.57	--	--	--	--	--	--	--	--	--
		3/14/08	22.87	75.84	ND@1	ND@1	ND@1	ND@3	2	ND@10	ND@10	ND@10	ND@100
		4/15/08	22.64	76.07	--	--	--	--	--	--	--	--	--
		5/20/08	22.59	76.12	--	--	--	--	--	--	--	--	--
		6/18/08	23.32	75.39	ND@1	ND@1	ND@1	ND@3	3	ND@20	ND@10	ND@10	ND@100
7/22/08	23.87	74.84	--	--	--	--	--	--	--	--	--		
8/20/08	23.16	75.55	--	--	--	--	--	--	--	--	--		
9/3/08	23.38	75.33	ND@1	ND@1	ND@1	ND@3	1	ND@20	ND@10	ND@10	ND@100		
10/30/08 *	NG	NG	--	--	--	--	--	--	--	--	--		
11/10/08	23.64	75.07	--	--	--	--	--	--	--	--	--		
11/24/08 *	NG	NG	--	--	--	--	--	--	--	--	--		
12/12/08 *	NG	NG	--	--	--	--	--	--	--	--	--		
12/22/08	23.66	75.05	--	--	--	--	--	--	--	--	--		
3/24/09	23.91	74.80	ND@1	ND@1	ND@1	ND@3	1	ND@20	ND@10	ND@10	ND@100		
4/30/09 *	23.38	75.33	--	--	--	--	--	--	--	--	--		
6/8/09	22.49	76.22	ND@1	ND@1	ND@1	ND@3	ND@1	ND@20	ND@10	ND@10	ND@100		
7/7/09	22.33	76.38	--	--	--	--	--	--	--	--	--		

**Table 1**  
**Monitoring Well Water Table Elevation and Analytical Data**  
 7-Eleven Store No. 22281  
 Fallston, Maryland

Well	Top of Casing	Date	Depth to Water	Corrected Elevation	Benzene	Toluene	Ethylbenzene	Total Xylenes	MTBE	TBA	TAME	TPH-GRO	
<b>MW-1A Continued</b>		8/31/09	23.03	75.68	--	--	--	--	--	--	--	--	
		9/27/09	22.44	76.27	ND@1	ND@1	ND@1	ND@3	2	ND@20	ND@10	ND@100	
		10/29/09	22.13	76.58	--	--	--	--	--	--	--	--	
		11/5/09	21.90	76.81	--	--	--	--	--	--	--	--	
		12/23/09	20.91	77.80	ND@1	ND@1	ND@1	ND@3	1	ND@20	ND@10	ND@100	
		1/12/2010 *	NG	NG	--	--	--	--	--	--	--	--	--
		2/18/2010 *	20.26	78.45	--	--	--	--	--	--	--	--	--
		3/10/10	20.21	78.50	ND@1	ND@1	ND@1	ND@3	1	ND@20	ND@10	ND@100	
		4/8/2010*	19.20	79.51	--	--	--	--	--	--	--	--	--
		5/21/2010*	20.38	78.33	--	--	--	--	--	--	--	--	--
		6/7/10	20.57	78.14	ND@1	ND@1	ND@1	ND@3	ND@1	ND@20	ND@10	ND@100	
		7/13/10	21.35	77.36	--	--	--	--	--	--	--	--	--
		7/31/2010 *	NG	--	--	--	--	--	--	--	--	--	--
		8/16/2010*	22.65	76.06	--	--	--	--	--	--	--	--	--
		9/20/10	22.71	76.00	ND@1	ND@1	ND@1	ND@3	ND@1	ND@20	ND@10	ND@100	
		10/26/2010*	21.56	77.15	--	--	--	--	--	--	--	--	--
		11/23/2010*	22.17	76.54	--	--	--	--	--	--	--	--	--
		12/20/10	22.50	76.21	ND@1	ND@1	ND@1	ND@3	1	ND@20	ND@10	ND@100	
		2/3/11	23.98	74.73	--	--	--	--	--	--	--	--	--
		3/22/11	25.48	73.23	ND@1	ND@1	ND@1	ND@3	1	ND@20	ND@10	ND@100	
		4/26/11	20.69	78.02	--	--	--	--	--	--	--	--	--
		5/25/11	20.65	78.06	--	--	--	--	--	--	--	--	--
		6/29/11	21.05	77.66	ND@1	ND@1	ND@1	ND@3	ND@1	ND@20	ND@10	ND@100	
		7/28/11	21.98	76.73	--	--	--	--	--	--	--	--	--
		8/2/11	22.60	76.11	--	--	--	--	--	--	--	--	--
		9/22/11	21.42	77.29	ND@1	ND@1	ND@1	ND@3	ND@1	ND@20	ND@10	ND@100	
		10/6/11	20.89	77.82	--	--	--	--	--	--	--	--	--
		11/3/11	21.08	77.63	--	--	--	--	--	--	--	--	--
		12/8/11	21.39	77.32	ND@1	ND@1	ND@1	ND@3	ND@1	ND@20	ND@10	ND@100	
		3/1/12	21.37	77.34	ND@1	ND@1	ND@1	ND@3	ND@1	ND@20	ND@10	ND@100	
	6/5/12	22.84	75.87	ND@1	ND@1	ND@1	ND@3	ND@1	ND@20	ND@10	ND@100		
	8/23/12	23.28	75.43	--	--	--	--	--	--	--	--	--	
	12/6/12	22.30	76.41	ND@1	ND@1	ND@1	ND@3	ND@1	ND@20	ND@10	ND@100		
	3/11/13	21.90	76.81	ND@1	ND@1	ND@1	ND@3	ND@1	ND@20	ND@10	ND@100		
	6/6/13	22.09	76.62	ND@1	ND@1	ND@1	ND@3	ND@1	ND@20	ND@10	ND@100		
	9/12/13	22.45	76.26	ND@1	ND@1	ND@1	ND@3	ND@1	ND@20	ND@10	ND@100		
	12/18/13	22.61	76.10	ND@1	ND@1	ND@1	ND@3	ND@1	ND@20	ND@10	ND@100		
	3/19/14	21.25	77.46	ND@0.5	ND@0.7	ND@0.8	ND@1.6	0	ND@10	ND@0.8	0		
	6/16/14	19.10	79.61	ND@0.5	ND@0.5	ND@0.5	ND@1	0	ND@5	ND@0.5	0		
	9/26/14	28.86	69.85	ND@0.5	ND@0.5	ND@0.5	ND@1	0	ND@5	ND@0.5	0		
	12/8/14	22.42	76.29	ND@0.5	ND@0.5	ND@0.5	ND@1	0	ND@5	ND@0.5	0		
	3/24/15	22.30	76.41	ND@1	ND@1	ND@1	ND@2	ND@1	ND@10	ND@1	ND@100		

**Table 1**  
**Monitoring Well Water Table Elevation and Analytical Data**  
 7-Eleven Store No. 22281  
 Fallston, Maryland

Well	Top of Casing	Date	Depth to Water	Corrected Elevation	Benzene	Toluene	Ethylbenzene	Total Xylenes	MTBE	TBA	TAME	TPH-GRO
<b>MW-1A Continued</b>		6/23/15	21.51	77.20	--	--	--	--	--	--	--	--
		9/22/15	21.81	76.90	--	--	--	--	--	--	--	--
		12/21/15	22.12	76.59	--	--	--	--	--	--	--	--
		3/9/16	21.68	77.03	ND@1	ND@1	ND@1	ND@2	ND@1	ND@10	ND@1	ND@100
		6/8/16	21.40	77.31	--	--	--	--	--	--	--	--
		9/19/16	22.91	75.80	--	--	--	--	--	--	--	--
		12/5/16	23.44	75.27	--	--	--	--	--	--	--	--
		3/13/17	24.34	74.37	ND@1	ND@1	ND@1	ND@2	ND@1	NA	NA	ND@100
		6/28/17	Paved over	-	--	--	--	--	--	--	--	--
		9/19/17	23.51	75.20	--	--	--	--	--	--	--	--
		12/19/17	24.41	74.30	--	--	--	--	--	--	--	--
		3/8/18	24.13	74.58	ND@1	ND@1	ND@1	ND@3	ND@1	ND@10	ND@1	ND@100
		6/27/18	21.55	77.16	--	--	--	--	--	--	--	--
		9/12/18	20.89	77.82	--	--	--	--	--	--	--	--
		12/26/18	18.98	79.73	--	--	--	--	--	--	--	--
		3/14/19	18.70	80.01	ND@1	ND@1	ND@1	ND@3	ND@1	ND@10	ND@1	31.7
		6/26/19	20.09	78.62	--	--	--	--	--	--	--	--
		9/17/19	21.53	77.18	--	--	--	--	--	--	--	--
		12/27/19	22.81	75.90	--	--	--	--	--	--	--	--
		3/26/20	22.40	76.31	ND@1	ND@1	ND@1	ND@10	ND@1	ND@10	ND@1	ND@47
	6/23/20	22.22	76.49	--	--	--	--	--	--	--	--	
	9/29/20	22.78	75.93	--	--	--	--	--	--	--	--	

**Table 1**  
**Monitoring Well Water Table Elevation and Analytical Data**  
 7-Eleven Store No. 22281  
 Fallston, Maryland

Well	Top of Casing	Date	Depth to Water	Corrected Elevation	Benzene	Toluene	Ethylbenzene	Total Xylenes	MTBE	TBA	TAME	TPH-GRO	
<b>MW-1B</b> Installed- 7/6/05 Well Depth: 81' Open Hole: 53'-81' 6" diameter	99.18	7/26/05	23.18	76.00	ND@1	ND@1	ND@1	ND@3	11	ND@25	ND@25	ND@100	
		11/22/05	22.80	76.38	ND@1	ND@1	ND@1	ND@3	12	ND@25	ND@25	--	
		3/16/06	22.27	76.91	ND@1	ND@1	ND@1	ND@3	6	ND@25	ND@25	ND@100	
		4/25/06	22.78	76.40	--	--	--	--	--	--	--	--	--
		5/12/06	22.81	76.37	--	--	--	--	--	--	--	--	--
		6/30/06	22.61	76.57	ND@1	ND@1	ND@1	ND@3	3	ND@25	ND@25	ND@100	ND@100
		7/13/06	21.20	77.98	--	--	--	--	--	--	--	--	--
		8/11/06	22.04	77.14	--	--	--	--	--	--	--	--	--
		9/12/06	22.34	76.84	ND@1	ND@1	ND@1	ND@3	6	ND@25	ND@25	ND@25	ND@100
		10/23/06	22.45	76.73	--	--	--	--	--	--	--	--	--
		11/21/06	21.88	77.30	--	--	--	--	--	--	--	--	--
		12/7/06	21.51	77.67	ND@1	ND@1	ND@1	ND@3	6	ND@10	ND@10	ND@10	ND@100
		1/29/07	22.13	77.05	--	--	--	--	--	--	--	--	--
		2/20/07	22.59	76.59	--	--	--	--	--	--	--	--	--
		3/28/07	22.31	76.87	ND@1	ND@1	ND@1	ND@3	2	ND@10	ND@10	ND@10	ND@100
		4/12/07	21.90	77.28	--	--	--	--	--	--	--	--	--
		5/14/07	21.96	77.22	--	--	--	--	--	--	--	--	--
		6/22/07	22.68	76.50	ND@1	ND@1	ND@1	ND@3	2	ND@10	ND@10	ND@10	ND@100
		7/30/07	22.64	76.54	--	--	--	--	--	--	--	--	--
		8/23/07	22.72	76.46	--	--	--	--	--	--	--	--	--
		9/25/07	24.50	74.68	ND@1	ND@1	ND@1	ND@3	2	ND@10	ND@10	ND@10	ND@100
		10/15/07	24.93	74.25	--	--	--	--	--	--	--	--	--
		11/26/07	24.13	75.05	--	--	--	--	--	--	--	--	--
		12/14/07	24.92	74.26	ND@1	ND@1	ND@1	ND@3	2	ND@10	ND@10	ND@10	ND@100
		1/29/08	24.48	74.70	--	--	--	--	--	--	--	--	--
		2/18/08	23.17	76.01	--	--	--	--	--	--	--	--	--
		3/14/08	23.45	75.73	ND@1	ND@1	ND@1	ND@3	2	ND@10	ND@10	ND@10	ND@100
		4/15/08	23.65	75.53	--	--	--	--	--	--	--	--	--
		5/20/08	23.31	75.87	--	--	--	--	--	--	--	--	--
		6/18/08	22.91	76.27	ND@1	ND@1	ND@1	ND@3	ND@1	ND@20	ND@10	ND@10	ND@100
		7/22/08	23.45	75.73	--	--	--	--	--	--	--	--	--
		8/20/08	23.88	75.30	--	--	--	--	--	--	--	--	--
9/3/08	23.96	75.22	ND@1	ND@1	ND@1	ND@3	1	ND@20	ND@10	ND@10	ND@100		
10/30/08 *	24.07	75.11	--	--	--	--	--	--	--	--	--		
11/10/08	24.10	75.08	--	--	--	--	--	--	--	--	--		
11/24/08 *	NG	NG	--	--	--	--	--	--	--	--	--		
12/12/08 *	NG	NG	--	--	--	--	--	--	--	--	--		
12/22/08	24.13	75.05	--	--	--	--	--	--	--	--	--		
3/24/09	24.39	74.79	ND@1	ND@1	ND@1	ND@3	2	ND@20	ND@10	ND@10	ND@100		
4/30/09	23.84	75.34	--	--	--	--	--	--	--	--	--		
6/8/09	22.95	76.23	ND@1	ND@1	ND@1	ND@3	1	ND@20	ND@10	ND@10	ND@100		

**Table 1**  
**Monitoring Well Water Table Elevation and Analytical Data**  
 7-Eleven Store No. 22281  
 Fallston, Maryland

Well	Top of Casing	Date	Depth to Water	Corrected Elevation	Benzene	Toluene	Ethylbenzene	Total Xylenes	MTBE	TBA	TAME	TPH-GRO
<b>MW-1B Continued</b>		7/7/09	23.05	76.13	--	--	--	--	--	--	--	--
		8/31/09	23.45	75.73	--	--	--	--	--	--	--	--
		9/27/09	22.78	76.40	ND@1	ND@1	ND@1	ND@3	1	ND@20	ND@10	ND@100
		10/29/09	22.55	76.63	--	--	--	--	--	--	--	--
		11/5/09	22.36	76.82	--	--	--	--	--	--	--	--
		12/23/09	21.15	78.03	ND@1	ND@1	ND@1	ND@3	ND@1	ND@20	ND@10	ND@100
		1/12/2010 *	20.68	78.50	--	--	--	--	--	--	--	--
		2/18/2010 *	20.71	78.47	--	--	--	--	--	--	--	--
		3/10/10	20.52	78.66	ND@1	ND@1	ND@1	ND@3	1	ND@20	ND@10	ND@100
		4/8/2010*	19.61	79.57	--	--	--	--	--	--	--	--
		5/21/2010*	20.90	78.28	--	--	--	--	--	--	--	--
		6/7/10	20.96	78.22	ND@1	ND@1	ND@1	ND@3	ND@1	ND@20	ND@10	ND@100
		7/13/10	21.81	77.37	--	--	--	--	--	--	--	--
		7/31/2010 *	NG	--	--	--	--	--	--	--	--	--
		8/16/2010*	22.95	76.23	--	--	--	--	--	--	--	--
		9/20/10	23.19	75.99	ND@1	ND@1	ND@1	ND@3	ND@1	ND@20	ND@10	ND@100
		10/26/2010*	22.04	77.14	--	--	--	--	--	--	--	--
		11/23/2010*	22.58	76.60	--	--	--	--	--	--	--	--
		12/20/10	22.80	76.38	ND@1	ND@1	ND@1	ND@3	1	ND@20	ND@10	ND@100
		2/3/11	23.53	75.65	--	--	--	--	--	--	--	--
		3/22/11	21.75	77.43	ND@1	ND@1	ND@1	ND@3	1	ND@20	ND@10	ND@100
		4/26/11	21.14	78.04	--	--	--	--	--	--	--	--
		5/25/11	21.11	78.07	--	--	--	--	--	--	--	--
		6/29/11	21.45	77.73	ND@1	ND@1	ND@1	ND@3	ND@1	ND@20	ND@10	ND@100
		7/28/11	22.63	76.55	--	--	--	--	--	--	--	--
		8/2/11	23.27	75.91	--	--	--	--	--	--	--	--
		9/22/11	21.69	77.49	ND@1	ND@1	ND@1	ND@3	ND@1	ND@20	ND@10	ND@100
		10/6/11	21.53	77.65	--	--	--	--	--	--	--	--
		11/3/11	21.76	77.42	--	--	--	--	--	--	--	--
		12/8/11	21.89	77.29	ND@1	ND@1	ND@1	ND@3	ND@1	ND@20	ND@10	ND@100
		3/1/12	21.81	77.37	ND@1	ND@1	ND@1	ND@3	ND@1	ND@20	ND@10	ND@100
		6/5/12	23.43	75.75	ND@1	ND@1	ND@1	ND@3	ND@1	ND@20	ND@10	ND@100
	8/23/12	23.88	75.30	--	--	--	--	--	--	--	--	
	12/6/12	22.72	76.46	ND@1	ND@1	ND@1	ND@3	ND@1	ND@20	ND@10	ND@100	
	3/11/12	22.15	77.03	--	--	--	--	--	--	--	--	
	6/6/13	23.04	76.14	ND@1	ND@1	ND@1	ND@3	ND@1	ND@20	ND@10	ND@100	
	9/12/13	25.35	73.83	ND@1	ND@1	ND@1	ND@3	ND@1	ND@20	ND@10	ND@100	
	12/18/13	27.30	71.88	ND@1	ND@1	ND@1	ND@3	ND@1	ND@20	ND@10	ND@100	
	3/19/14	21.85	77.33	ND@0.5	ND@0.7	ND@0.8	ND@1.6	ND@0.5	ND@10	ND@0.8	ND@20	
	6/16/14	NG	NG	--	--	--	--	--	--	--	--	
Abandoned on June 30, 2014												

**Table 1**  
**Monitoring Well Water Table Elevation and Analytical Data**  
 7-Eleven Store No. 22281  
 Fallston, Maryland

Well	Top of Casing	Date	Depth to Water	Corrected Elevation	Benzene	Toluene	Ethylbenzene	Total Xylenes	MTBE	TBA	TAME	TPH-GRO	
<b>MW-2</b> Installed- 7/6/05 Well Depth: 31' Screen: 10.5'-31' 4" diameter	98.1	7/26/05	24.95	73.15	ND@1	ND@1	ND@1	ND@3	3	ND@25	ND@25	ND@100	
		11/22/05	24.96	73.14	ND@1	ND@1	ND@1	ND@3	37	ND@25	ND@25	--	
		3/16/06	24.28	73.82	ND@1	ND@1	ND@1	ND@3	49	28	ND@25	ND@100	
		4/25/06	24.81	73.29	--	--	--	--	--	--	--	--	--
		5/12/06	24.86	73.24	--	--	--	--	--	--	--	--	--
		6/30/06	23.99	74.11	ND@1	ND@1	ND@1	ND@3	52	ND@25	ND@25	ND@100	--
		7/13/06	23.21	74.89	--	--	--	--	--	--	--	--	--
		8/11/06	23.89	74.21	--	--	--	--	--	--	--	--	--
		9/12/06	24.67	73.43	ND@1	ND@1	ND@1	ND@3	31	ND@25	ND@25	ND@100	--
		10/23/06	24.74	73.36	--	--	--	--	--	--	--	--	--
		11/21/06	23.90	74.20	--	--	--	--	--	--	--	--	--
		12/7/06	23.67	74.43	ND@1	ND@1	ND@1	ND@3	27	ND@10	ND@10	ND@100	--
		1/29/07	24.12	73.98	--	--	--	--	--	--	--	--	--
		2/20/07	24.39	73.71	--	--	--	--	--	--	--	--	--
		3/28/07	24.26	73.84	ND@1	ND@1	ND@1	ND@3	12	ND@10	ND@10	ND@100	--
		4/12/07	24.07	74.03	--	--	--	--	--	--	--	--	--
		5/14/07	24.00	74.10	--	--	--	--	--	--	--	--	--
		6/22/07	24.97	73.13	ND@1	ND@1	ND@1	ND@3	9	ND@10	ND@10	ND@100	--
		7/30/07	24.31	73.79	--	--	--	--	--	--	--	--	--
		8/23/07	26.00	72.10	--	--	--	--	--	--	--	--	--
		9/25/07	26.53	71.57	ND@1	ND@1	ND@1	ND@3	5	ND@10	ND@10	ND@100	--
		10/15/07	26.78	71.32	--	--	--	--	--	--	--	--	--
		11/26/07	26.02	72.08	--	--	--	--	--	--	--	--	--
		12/14/07	26.25	71.85	ND@1	ND@1	ND@1	ND@3	ND@1	ND@10	ND@10	ND@100	--
		1/29/08	25.69	72.41	--	--	--	--	--	--	--	--	--
		2/18/08	25.43	72.67	--	--	--	--	--	--	--	--	--
		3/14/08	25.20	72.90	ND@1	ND@1	ND@1	ND@3	5	ND@10	ND@10	ND@100	--
		4/15/08	25.38	72.72	--	--	--	--	--	--	--	--	--
		5/20/08	25.00	73.10	--	--	--	--	--	--	--	--	--
		6/18/08	25.05	73.05	ND@1	ND@1	ND@1	ND@3	5	ND@20	ND@10	ND@100	--
7/22/08	25.67	72.43	--	--	--	--	--	--	--	--	--		
8/20/08	26.22	71.88	--	--	--	--	--	--	--	--	--		
9/3/08	26.45	71.65	ND@1	ND@1	ND@1	ND@3	4	ND@20	ND@10	ND@100	--		
10/30/08*	NG	NG	--	--	--	--	--	--	--	--	--		
11/10/08	26.58	71.52	--	--	--	--	--	--	--	--	--		
11/24/08*	NG	NG	--	--	--	--	--	--	--	--	--		
12/12/08*	NG	NG	--	--	--	--	--	--	--	--	--		
12/22/08	26.22	71.88	--	--	--	--	--	--	--	--	--		
3/24/09	26.55	71.55	ND@1	ND@1	ND@1	ND@3	3	ND@20	ND@10	ND@100	--		
4/30/09 *	25.82	72.28	--	--	--	--	--	--	--	--	--		



**Table 1**  
**Monitoring Well Water Table Elevation and Analytical Data**  
 7-Eleven Store No. 22281  
 Fallston, Maryland

Well	Top of Casing	Date	Depth to Water	Corrected Elevation	Benzene	Toluene	Ethylbenzene	Total Xylenes	MTBE	TBA	TAME	TPH-GRO
MW-2 Continued		6/8/09	25.11	72.99	ND@1	ND@1	ND@1	ND@3	3	ND@20	ND@10	ND@100
		7/7/09	25.16	72.94	--	--	--	--	--	--	--	--
		8/31/09	25.94	72.16	--	--	--	--	--	--	--	--
		9/27/09	25.53	72.57	ND@1	ND@1	ND@1	ND@3	3	ND@20	ND@10	ND@100
		10/29/09	25.15	72.95	--	--	--	--	--	--	--	--
		11/5/09	25.88	72.22	--	--	--	--	--	--	--	--
		12/23/09	NG	NG	--	--	--	--	--	--	--	--
		1/12/2010 *	NG	NG	--	--	--	--	--	--	--	--
		2/18/2010 *	NG	NG	--	--	--	--	--	--	--	--
		3/10/10	23.03	75.07	ND@1	ND@1	ND@1	ND@3	2	ND@20	ND@10	ND@100
		4/8/2010*	22.35	75.75	--	--	--	--	--	--	--	--
		5/21/2010*	24.11	73.99	--	--	--	--	--	--	--	--
		6/7/10	23.95	74.15	ND@1	ND@1	ND@1	ND@3	2	ND@20	ND@10	ND@100
		7/13/10	25.22	72.88	--	--	--	--	--	--	--	--
		7/31/2010 *	NG	--	--	--	--	--	--	--	--	--
		8/16/2010*	25.72	72.38	--	--	--	--	--	--	--	--
		9/20/10	26.28	71.82	ND@1	ND@1	ND@1	ND@3	2	ND@20	ND@10	ND@100
		10/26/2010*	25.58	72.52	--	--	--	--	--	--	--	--
		11/23/2010*	25.72	72.38	--	--	--	--	--	--	--	--
		12/20/10	25.81	72.29	ND@1	ND@1	ND@1	ND@3	2	ND@20	ND@10	ND@100
		2/3/11	26.17	71.93	--	--	--	--	--	--	--	--
		3/22/11	24.20	73.90	ND@1	ND@1	ND@1	ND@3	2	ND@20	ND@10	ND@100
		4/26/11	23.62	74.48	--	--	--	--	--	--	--	--
		5/25/11	23.63	74.47	--	--	--	--	--	--	--	--
		6/29/11	24.45	73.65	ND@1	ND@1	ND@1	ND@3	2	ND@20	ND@10	ND@100
		7/28/11	25.38	72.72	--	--	--	--	--	--	--	--
		8/2/11	25.85	72.25	--	--	--	--	--	--	--	--
		9/22/11	24.30	73.80	ND@1	ND@1	ND@1	ND@3	ND@1	ND@20	ND@10	ND@100
		10/6/11	23.79	74.31	--	--	--	--	--	--	--	--
		11/3/11	24.10	74.00	--	--	--	--	--	--	--	--
		12/8/11	24.00	74.10	ND@1	ND@1	ND@1	ND@3	1.2	ND@20	ND@10	ND@100
		3/1/12	24.59	73.51	ND@1	ND@1	ND@1	ND@3	ND@1	ND@20	ND@10	ND@100
6/5/12	25.62	72.48	ND@1	ND@1	ND@1	ND@3	ND@1	ND@20	ND@10	ND@100		
8/23/12	26.40	71.70	--	--	--	--	--	--	--	--		
12/6/12	25.75	72.35	ND@1	ND@1	ND@1	ND@3	ND@1	ND@20	ND@10	ND@100		
3/11/12	25.18	72.92	--	--	--	--	--	--	--	--		
6/6/13	25.21	72.89	ND@1	ND@1	ND@1	ND@3	ND@1	ND@20	ND@10	ND@100		
9/12/13	24.77	73.33	ND@1	ND@1	ND@1	ND@3	ND@1	ND@20	ND@10	ND@100		
12/18/13	24.38	73.72	ND@1	ND@1	ND@1	ND@3	ND@1	ND@20	ND@10	ND@100		
3/19/14	24.41	73.69	ND@0.5	ND@0.7	ND@0.8	ND@1.6	ND@0.5	ND@10	ND@0.8	ND@20		
6/16/14	NG	NG	--	--	--	--	--	--	--	--		

Abandoned on June 30, 2014

**Table 1**  
**Monitoring Well Water Table Elevation and Analytical Data**  
 7-Eleven Store No. 22281  
 Fallston, Maryland

Well	Top of Casing	Date	Depth to Water	Corrected Elevation	Benzene	Toluene	Ethylbenzene	Total Xylenes	MTBE	TBA	TAME	TPH-GRO	
<b>MW-3A</b> Installed- 7/6/05 Well Depth: 30' Screen: 10.5'-30' 4" diameter	97.44	7/26/05	20.60	76.84	ND@1	ND@1	ND@1	ND@3	2400	1700	110	2700	
		11/22/05	20.21	77.23	ND@1	ND@1	ND@1	ND@3	260	120	ND@25	--	
		3/16/06	19.70	77.74	ND@1	ND@1	ND@1	ND@3	37	ND@25	ND@25	ND@100	
		4/25/06	20.11	77.33	--	--	--	--	--	--	--	--	--
		5/12/06	20.25	77.19	--	--	--	--	--	--	--	--	--
		6/30/06	20.33	77.11	ND@1	ND@1	ND@1	ND@3	3	ND@25	ND@25	ND@100	ND@100
		7/13/06	18.39	79.05	--	--	--	--	--	--	--	--	--
		8/11/06	19.09	78.35	--	--	--	--	--	--	--	--	--
		9/12/06	19.72	77.72	ND@1	ND@1	ND@1	ND@3	ND@1	ND@25	ND@25	ND@25	ND@100
		10/23/06	19.77	77.67	--	--	--	--	--	--	--	--	--
		11/21/06	19.18	78.26	--	--	--	--	--	--	--	--	--
		12/7/06	18.81	78.63	ND@1	ND@1	ND@1	ND@3	2	ND@10	ND@10	ND@10	ND@100
		1/29/07	19.41	78.03	--	--	--	--	--	--	--	--	--
		2/20/07	19.95	77.49	--	--	--	--	--	--	--	--	--
		3/28/07	19.71	77.73	ND@1	ND@1	ND@1	ND@3	ND@1	ND@10	ND@10	ND@10	ND@100
		4/12/07	19.23	78.21	--	--	--	--	--	--	--	--	--
		5/14/07	19.20	78.24	--	--	--	--	--	--	--	--	--
		6/22/07	20.26	77.18	ND@1	ND@1	ND@1	ND@3	ND@1	ND@10	ND@10	ND@10	ND@100
		7/30/07	19.81	77.63	--	--	--	--	--	--	--	--	--
		8/23/07	21.50	75.94	--	--	--	--	--	--	--	--	--
		9/25/07	21.97	75.47	ND@1	ND@1	ND@1	ND@3	ND@1	ND@10	ND@10	ND@10	ND@100
		10/15/07	22.35	75.09	--	--	--	--	--	--	--	--	--
		11/26/07	21.31	76.13	--	--	--	--	--	--	--	--	--
		12/14/07	22.21	75.23	ND@1	ND@1	ND@1	ND@3	ND@1	ND@10	ND@10	ND@10	ND@100
		1/29/08	21.70	75.74	--	--	--	--	--	--	--	--	--
		2/18/08	21.12	76.32	--	--	--	--	--	--	--	--	--
		3/14/08	20.82	76.62	ND@1	ND@1	ND@1	ND@3	ND@1	ND@10	ND@10	ND@10	ND@100
		4/15/08	23.18	74.26	--	--	--	--	--	--	--	--	--
		5/20/08	20.57	76.87	--	--	--	--	--	--	--	--	--
		6/18/08	20.35	77.09	ND@1	ND@1	ND@1	ND@3	ND@1	ND@20	ND@10	ND@10	ND@100
		7/22/08	20.72	76.72	--	--	--	--	--	--	--	--	--
		8/20/08	21.26	76.18	--	--	--	--	--	--	--	--	--
9/3/08	21.35	76.09	ND@1	ND@1	ND@1	ND@3	ND@1	ND@20	ND@10	ND@10	ND@100		
10/30/08 *	NG	NG	--	--	--	--	--	--	--	--	--		
11/10/08	21.55	75.89	--	--	--	--	--	--	--	--	--		
11/24/08 *	NG	NG	--	--	--	--	--	--	--	--	--		
12/12/08 *	NG	NG	--	--	--	--	--	--	--	--	--		
12/22/08	21.52	75.92	--	--	--	--	--	--	--	--	--		
3/24/09	21.82	75.62	ND@1	ND@1	ND@1	ND@3	ND@1	ND@20	ND@10	ND@10	ND@100		
4/30/09 *	21.16	76.28	--	--	--	--	--	--	--	--	--		

**Table 1**  
**Monitoring Well Water Table Elevation and Analytical Data**  
 7-Eleven Store No. 22281  
 Fallston, Maryland

Well	Top of Casing	Date	Depth to Water	Corrected Elevation	Benzene	Toluene	Ethylbenzene	Total Xylenes	MTBE	TBA	TAME	TPH-GRO
MW-3A Continued		6/8/09	20.44	77.00	ND@1	ND@1	ND@1	ND@3	ND@1	ND@20	ND@10	ND@100
		7/7/09	20.26	77.18	--	--	--	--	--	--	--	--
		8/31/09	20.92	76.52	--	--	--	--	--	--	--	--
		9/27/09	20.24	77.20	ND@1	ND@1	ND@1	ND@3	ND@1	ND@20	ND@10	ND@100
		10/29/09	19.92	77.52	--	--	--	--	--	--	--	--
		11/5/09	19.55	77.89	--	--	--	--	--	--	--	--
		12/23/09	18.43	79.01	ND@1	ND@1	ND@1	ND@3	ND@1	ND@20	ND@10	ND@100
		1/12/2010 *	17.69	79.75	--	--	--	--	--	--	--	--
		2/18/2010 *	19.89	77.55	--	--	--	--	--	--	--	--
		3/10/10	17.75	79.69	ND@1	ND@1	ND@1	ND@3	ND@1	ND@20	ND@10	ND@100
		4/8/2010*	16.78	80.66	--	--	--	--	--	--	--	--
		5/21/2010*	17.03	80.41	--	--	--	--	--	--	--	--
		6/7/10	18.44	79.00	ND@1	ND@1	ND@1	ND@3	ND@1	ND@20	ND@10	ND@100
		7/13/10	19.17	78.27	--	--	--	--	--	--	--	--
		7/31/2010 *	NG	--	--	--	--	--	--	--	--	--
		8/16/2010*	19.80	77.64	--	--	--	--	--	--	--	--
		9/20/10	20.54	76.90	ND@1	ND@1	ND@1	ND@3	ND@1	ND@20	ND@10	ND@100
		10/26/2010*	19.72	77.72	--	--	--	--	--	--	--	--
		11/23/2010*	19.79	77.65	--	--	--	--	--	--	--	--
		12/20/10	20.14	77.30	ND@1	ND@1	ND@1	ND@3	ND@1	ND@20	ND@10	ND@100
		2/3/11	20.85	76.59	--	--	--	--	--	--	--	--
		3/22/11	19.00	78.44	ND@1	ND@1	ND@1	ND@3	ND@1	ND@20	ND@10	ND@100
		4/26/11	18.29	79.15	--	--	--	--	--	--	--	--
		5/25/11	18.37	79.07	--	--	--	--	--	--	--	--
		6/29/11	18.90	78.54	ND@1	ND@1	ND@1	ND@3	ND@1	ND@20	ND@10	ND@100
		7/28/11	20.02	77.42	--	--	--	--	--	--	--	--
		8/2/11	20.65	76.79	--	--	--	--	--	--	--	--
		9/22/11	19.01	78.43	ND@1	ND@1	ND@1	ND@3	ND@1	ND@20	ND@10	ND@100
		10/6/11	18.61	78.83	--	--	--	--	--	--	--	--
		11/3/11	19.05	78.39	--	--	--	--	--	--	--	--
		12/8/11	19.30	78.14	ND@1	ND@1	ND@1	ND@3	ND@1	ND@20	ND@10	ND@100
		3/1/12	19.30	78.14	ND@1	ND@1	ND@1	ND@3	ND@1	ND@20	ND@10	ND@100
	6/5/12	20.85	76.59	ND@1	ND@1	ND@1	ND@3	ND@1	ND@20	ND@10	ND@100	
	8/23/12	21.22	76.22	--	--	--	--	--	--	--	--	
	12/6/12	19.97	77.47	ND@1	ND@1	ND@1	ND@3	ND@1	ND@20	ND@10	ND@100	
	3/1/12	19.51	77.93	--	--	--	--	--	--	--	--	
	6/6/13	20.00	77.44	ND@1	ND@1	ND@1	ND@3	ND@1	ND@20	ND@10	ND@100	
	9/12/13	21.21	76.23	ND@1	ND@1	ND@1	ND@3	ND@1	ND@20	ND@10	ND@100	
	12/18/13	22.22	75.22	ND@1	ND@1	ND@1	ND@3	ND@1	ND@20	ND@10	ND@100	
	3/19/14	18.86	78.58	ND@0.5	ND@0.7	ND@0.8	ND@1.6	ND@0.5	ND@10	ND@0.8	ND@20	
	6/16/14	NG	NG	--	--	--	--	--	--	--	--	
Abandoned on June 30, 2014												

**Table 1**  
**Monitoring Well Water Table Elevation and Analytical Data**  
 7-Eleven Store No. 22281  
 Fallston, Maryland

Well	Top of Casing	Date	Depth to Water	Corrected Elevation	Benzene	Toluene	Ethylbenzene	Total Xylenes	MTBE	TBA	TAME	TPH-GRO
<b>MW-3B</b> Installed- 1/3/06 Well Depth: 80' Screen: 70-80' 4" diameter	98.06	2/22/06	18.60	79.46	ND@1	ND@1	ND@1	ND@3	ND@1	ND@25	ND@25	ND@100
		3/16/06	19.29	78.77	ND@1	ND@1	ND@1	ND@3	ND@1	ND@25	ND@25	ND@100
		4/25/06	19.60	78.46	--	--	--	--	--	--	--	--
		5/12/06	19.63	78.43	--	--	--	--	--	--	--	--
		6/30/06	19.55	78.51	ND@1	ND@1	ND@1	ND@3	ND@1	ND@25	ND@25	ND@100
		7/13/06	17.82	80.24	--	--	--	--	--	--	--	--
		8/11/06	18.76	79.30	--	--	--	--	--	--	--	--
		9/12/06	18.80	79.26	ND@1	ND@1	ND@1	ND@3	ND@1	ND@25	ND@25	ND@100
		10/23/06	19.23	78.83	--	--	--	--	--	--	--	--
		11/21/06	18.72	79.34	--	--	--	--	--	--	--	--
		12/7/06	18.92	79.14	ND@1	ND@1	ND@1	ND@3	ND@1	ND@10	ND@10	ND@100
		1/29/07	19.27	78.79	--	--	--	--	--	--	--	--
		2/20/07	19.42	78.64	--	--	--	--	--	--	--	--
		3/28/07	19.15	78.91	ND@1	ND@1	ND@1	ND@3	ND@1	ND@10	ND@10	ND@100
		4/12/07	18.73	79.33	--	--	--	--	--	--	--	--
		5/14/07	18.81	79.25	--	--	--	--	--	--	--	--
		6/22/07	19.76	78.30	ND@1	ND@1	ND@1	ND@3	ND@1	ND@10	ND@10	ND@100
		7/30/07	19.19	78.87	--	--	--	--	--	--	--	--
		8/23/07	22.02	76.04	--	--	--	--	--	--	--	--
		9/25/07	21.37	76.69	ND@1	ND@1	ND@1	ND@3	ND@1	ND@10	ND@10	ND@100
		10/15/07	22.00	76.06	--	--	--	--	--	--	--	--
		11/26/07	20.82	77.24	--	--	--	--	--	--	--	--
		12/14/07	22.16	75.90	ND@1	ND@1	ND@1	ND@3	ND@1	ND@10	ND@10	ND@100
		1/29/08	21.82	76.24	--	--	--	--	--	--	--	--
		2/18/08	20.47	77.59	--	--	--	--	--	--	--	--
		3/14/08	20.27	77.79	ND@1	ND@1	ND@1	ND@3	ND@1	ND@10	ND@10	ND@100
		4/15/08	21.09	76.97	--	--	--	--	--	--	--	--
		5/20/08	15.82	82.24	--	--	--	--	--	--	--	--
		6/18/08	19.67	78.39	ND@1	ND@1	ND@1	ND@3	ND@1	ND@20	ND@10	ND@100
		7/22/08	20.03	78.03	--	--	--	--	--	--	--	--
		8/20/08	20.90	77.16	--	--	--	--	--	--	--	--
9/3/08	20.72	77.34	ND@1	ND@1	ND@1	ND@3	ND@1	ND@20	ND@10	ND@100		
10/30/08 *	NG	NG	--	--	--	--	--	--	--	--		
11/10/08	20.84	77.22	--	--	--	--	--	--	--	--		
11/24/08 *	NG	NG	--	--	--	--	--	--	--	--		
12/12/08 *	NG	NG	--	--	--	--	--	--	--	--		
12/22/08	20.77	77.29	--	--	--	--	--	--	--	--		
3/24/09	20.94	77.12	ND@1	ND@1	ND@1	ND@3	ND@1	ND@20	ND@10	ND@100		
4/30/09 *	20.49	77.57	--	--	--	--	--	--	--	--		
6/8/09	19.90	78.16	ND@1	ND@1	ND@1	ND@3	ND@1	ND@20	ND@10	ND@100		

**Table 1**  
**Monitoring Well Water Table Elevation and Analytical Data**  
7-Eleven Store No. 22281  
Fallston, Maryland

Well	Top of Casing	Date	Depth to Water	Corrected Elevation	Benzene	Toluene	Ethylbenzene	Total Xylenes	MTBE	TBA	TAME	TPH-GRO
MW-3B Continued		7/7/09	20.02	78.04	--	--	--	--	--	--	--	--
		8/31/09	19.90	78.16	--	--	--	--	--	--	--	--
		9/27/09	19.92	78.14	ND@1	ND@1	ND@1	ND@3	ND@1	ND@20	ND@10	ND@100
		10/29/09	19.26	78.80	--	--	--	--	--	--	--	--
		11/5/09	19.25	78.81	--	--	--	--	--	--	--	--
		12/23/09	18.55	79.51	ND@1	ND@1	ND@1	ND@3	ND@1	ND@20	ND@10	ND@100
		1/12/2010 *	17.82	80.24	--	--	--	--	--	--	--	--
		2/18/2010 *	NG	NG	--	--	--	--	--	--	--	--
		3/10/10	17.47	80.59	ND@1	ND@1	ND@1	ND@3	ND@1	ND@20	ND@10	ND@100
		4/8/2010*	16.21	81.85	--	--	--	--	--	--	--	--
		5/21/2010*	17.10	80.96	--	--	--	--	--	--	--	--
		6/7/10	17.49	80.57	ND@1	ND@1	ND@1	ND@3	ND@1	ND@20	ND@10	ND@100
		7/13/10	18.41	79.65	--	--	--	--	--	--	--	--
		7/31/2010 *	NG	--	--	--	--	--	--	--	--	--
		8/16/2010*	18.97	79.09	--	--	--	--	--	--	--	--
		9/20/10	19.62	78.44	ND@1	ND@1	ND@1	ND@3	ND@1	ND@20	ND@10	ND@100
		10/26/2010*	18.80	79.26	--	--	--	--	--	--	--	--
		11/23/2010*	19.36	78.70	--	--	--	--	--	--	--	--
		12/20/10	19.18	78.88	ND@1	ND@1	ND@1	ND@3	ND@1	ND@20	ND@10	ND@100
		2/3/11	21.95	76.11	--	--	--	--	--	--	--	--
		3/22/11	18.20	79.86	ND@1	ND@1	ND@1	ND@3	ND@1	ND@20	ND@10	ND@100
		4/26/11	18.03	80.03	--	--	--	--	--	--	--	--
		5/25/11	18.00	80.06	--	--	--	--	--	--	--	--
		6/29/11	18.12	79.94	ND@1	ND@1	ND@1	ND@3	ND@1	ND@20	ND@10	ND@100
		7/28/11	19.43	78.63	--	--	--	--	--	--	--	--
		8/2/11	19.97	78.09	--	--	--	--	--	--	--	--
		9/22/11	18.94	79.12	ND@1	ND@1	ND@1	ND@3	ND@1	ND@20	ND@10	ND@100
		10/6/11	18.49	79.57	--	--	--	--	--	--	--	--
		11/3/11	18.85	79.21	--	--	--	--	--	--	--	--
		12/8/11	18.52	79.54	ND@1	ND@1	ND@1	ND@3	ND@1	ND@20	ND@10	ND@100
		3/1/12	18.67	79.39	ND@1	ND@1	ND@1	ND@3	ND@1	ND@20	ND@10	ND@100
		6/5/12	19.80	78.26	ND@1	ND@1	ND@1	ND@3	ND@1	ND@20	ND@10	ND@100
	8/23/12	20.24	77.82	--	--	--	--	--	--	--	--	
	12/6/12	19.35	78.71	ND@1	ND@1	ND@1	ND@3	ND@1	ND@20	ND@10	ND@100	
	3/11/12	19.00	79.06	--	--	--	--	--	--	--	--	
	6/6/13	19.35	78.71	ND@1	ND@1	ND@1	ND@3	ND@1	ND@20	ND@10	ND@100	
	9/12/13	20.29	77.77	ND@1	ND@1	ND@1	ND@3	ND@1	ND@20	ND@10	ND@100	
	12/18/13	21.48	76.58	ND@1	ND@1	ND@1	ND@3	ND@1	ND@20	ND@10	ND@100	
	3/19/14	18.18	79.88	ND@0.5	ND@0.7	ND@0.8	ND@1.6	ND@0.5	ND@10	ND@0.8	ND@20	
	6/16/14	NG	NG	--	--	--	--	--	--	--	--	
Abandoned on June 30, 2014												

**Table 1**  
**Monitoring Well Water Table Elevation and Analytical Data**  
 7-Eleven Store No. 22281  
 Fallston, Maryland

Well	Top of Casing	Date	Depth to Water	Corrected Elevation	Benzene	Toluene	Ethylbenzene	Total Xylenes	MTBE	TBA	TAME	TPH-GRO	
<b>MW-4A</b> Installed- 7/5/05 Well Depth: 35' Screen:10-30.5' 4" diameter	88.68	7/26/05	15.57	73.11	11	ND@1	ND@1	10	31000	25000	E 2,200	30000	
		11/22/05	15.60	73.08	15	ND@1	ND@1	10	42000	29000	3200	--	
		3/16/06	14.87	73.81	ND@5	ND@5	ND@5	ND@10	20000	9900	940	2100	
		4/25/06	16.46	72.22	--	--	--	--	--	--	--	--	--
		5/12/06	15.51	73.17	--	--	--	--	--	--	--	--	--
		6/30/06	14.49	74.19	14	3	ND@1	12	E 3,300	E 3,400	E 560	2000	
		7/13/06	13.75	74.93	--	--	--	--	--	--	--	--	--
		8/11/06	14.54	74.14	--	--	--	--	--	--	--	--	--
		9/12/06	15.29	73.39	34	9	ND@1	25	20000	E 21,000	E 630	2900	
		10/23/06	15.41	73.27	--	--	--	--	--	--	--	--	--
		11/21/06	14.54	74.14	--	--	--	--	--	--	--	--	--
		12/7/06	11.03	77.65	30	ND@5	ND@5	11	27000	32000	780	3000	
		1/29/07	13.32	75.36	--	--	--	--	--	--	--	--	--
		2/20/07	NG	NG	--	--	--	--	--	--	--	--	--
		3/28/07	14.80	73.88	8	ND@1	ND@1	6	E 37,000	E 41,000	E 490	2500	
		4/12/07	11.93	76.75	--	--	--	--	--	--	--	--	--
		5/14/07	11.36	77.32	--	--	--	--	--	--	--	--	--
		6/22/07	13.51	75.17	8	ND@1	ND@1	10	E 12,000	E 5,300	E 480	2500	
		7/30/07	12.23	76.45	--	--	--	--	--	--	--	--	--
		8/23/07	13.35	75.33	--	--	--	--	--	--	--	--	--
		9/25/07	15.68	73.00	7	ND@1	ND@1	6	E 11,000	E 4,500	E 560	1500	
		10/15/07	18.17	70.51	--	--	--	--	--	--	--	--	--
		11/26/07	15.55	73.13	--	--	--	--	--	--	--	--	--
		12/14/07	13.94	74.74	7	ND@1	ND@1	6	E 7,600	ND@10	E 460	1700	
		1/29/08	13.91	74.77	--	--	--	--	--	--	--	--	--
		2/18/08	15.99	72.69	--	--	--	--	--	--	--	--	--
		3/14/08	15.73	72.95	ND@100	ND@100	ND@100	ND@300	15000	11000	ND@1,000	20000	
		4/15/08	16.77	71.91	--	--	--	--	--	--	--	--	--
		5/20/08	12.45	76.23	--	--	--	--	--	--	--	--	--
		6/18/08	12.70	75.98	ND@50	ND@50	ND@50	ND@150	8100	4500	ND@500	1500	
		7/22/08	13.98	74.70	--	--	--	--	--	--	--	--	--
		8/20/08	14.45	74.23	--	--	--	--	--	--	--	--	--
9/3/08	14.79	73.89	7	ND@1	ND@1	ND@3	8200	11000	460	4400			
10/30/08 *	17.34	71.34	--	--	--	--	--	--	--	--	--		
11/10/08	17.36	71.32	--	--	--	--	--	--	--	--	--		
11/24/08 *	17.35	71.33	--	--	--	--	--	--	--	--	--		
12/12/08 *	17.33	71.35	--	--	--	--	--	--	--	--	--		
12/22/08	16.94	71.74	--	--	--	--	--	--	--	--	--		
1/6/09*	16.77	71.91	--	--	--	--	--	--	--	--	--		
1/19/09*	16.68	72.00	--	--	--	--	--	--	--	--	--		
1/28/09*	16.65	72.03	--	--	--	--	--	--	--	--	--		

**Table 1**  
**Monitoring Well Water Table Elevation and Analytical Data**  
 7-Eleven Store No. 22281  
 Fallston, Maryland

Well	Top of Casing	Date	Depth to Water	Corrected Elevation	Benzene	Toluene	Ethylbenzene	Total Xylenes	MTBE	TBA	TAME	TPH-GRO
MW-4A Continued		2/4/09*	16.88	71.80	--	--	--	--	--	--	--	--
		2/16/09*	17.01	71.67	--	--	--	--	--	--	--	--
		3/4/09*	17.21	71.47	--	--	--	--	--	--	--	--
		3/24/09	17.31	71.37	ND@1	ND@1	ND@1	ND@3	4900	4100	130	720
		4/30/09 *	16.49	72.19	--	--	--	--	--	--	--	--
		6/8/09	15.80	72.88	2	ND@1	ND@1	ND@3	5100	2900	150	1600
		7/7/09	15.87	72.81	--	--	--	--	--	--	--	--
		8/31/09	16.69	71.99	--	--	--	--	--	--	--	--
		9/27/09	16.30	72.38	3	ND@1	ND@1	1	6600	3700	220	9100
		10/29/09	15.91	72.77	--	--	--	--	--	--	--	--
		11/5/09	15.59	73.09	--	--	--	--	--	--	--	--
		12/23/09	14.73	73.95	ND@1	ND@1	ND@1	ND@3	1500	660	54	1900
		1/12/2010 *	14.15	74.53	--	--	--	--	--	--	--	--
		2/18/2010 *	14.30	74.38	--	--	--	--	--	--	--	--
		3/10/10	13.64	75.04	ND@1	ND@1	ND@1	ND@3	1500	470	55	1400
		4/8/2010*	13.01	75.67	--	--	--	--	--	--	--	--
		5/21/2010*	14.28	74.40	--	--	--	--	--	--	--	--
		6/7/10	14.76	73.92	ND@1	ND@1	ND@1	ND@3	23	ND@20	ND@10	ND@100
		7/13/10	15.74	72.94	--	--	--	--	--	--	--	--
		7/31/2010 *	16.11	72.57	--	--	--	--	--	--	--	--
		8/16/2010*	16.46	72.22	--	--	--	--	--	--	--	--
		9/20/10	17.12	71.56	ND@1		ND@1	ND@3	740	340	36	1100
		10/26/2010*	16.19	72.49	--	--	--	--	--	--	--	--
		11/23/2010*	16.56	72.12	--	--	--	--	--	--	--	--
		12/20/10	16.62	72.06	ND@1	ND@1	ND@1	ND@3	1400	420	56	1400
		2/3/11	16.90	71.78	--	--	--	--	--	--	--	--
		3/22/11	14.95	73.73	ND@1	ND@1	ND@1	ND@3	370	86	15	280
		4/26/11	14.32	74.36	ND@1	ND@1	ND@1	ND@3	390	82	18	530
		5/25/11	14.35	74.33	ND@1	ND@1	ND@1	ND@3	220	ND@20	ND@10	200
		6/29/11	15.28	73.40	ND@1	ND@1	ND@1	ND@3	1100	ND@20	48	1100
		7/28/11	16.17	72.51	--	--	--	--	--	--	--	--
		8/2/11	16.62	72.06	--	--	--	--	--	--	--	--
		9/22/11	15.60	73.08	ND@1	ND@1	ND@1	ND@3	210	39	ND@10	150
	10/6/11	13.56	75.12	--	--	--	--	--	--	--	--	
	11/3/11	14.82	73.86	--	--	--	--	--	--	--	--	
	12/8/11	14.80	73.88	ND@1	ND@1	ND@1	ND@3	150	ND@20	ND@10	150	
	3/1/12	16.48	72.20	ND@1	ND@1	ND@1	ND@3	560	120	33	870	
	6/5/12	16.44	72.24	ND@1	ND@1	ND@1	ND@3	410	58	17	460	
	8/23/12	17.13	71.55	--	--	--	--	--	--	--	--	
	12/6/12	15.57	73.11	ND@1	ND@1	ND@1	ND@3	390	97	22	490	
	3/11/12	15.94	72.74	--	--	--	--	--	--	--	--	
	6/6/13	15.97	72.71	ND@1	ND@1	ND@1	ND@3	660	210	30	760	
	9/12/13	15.80	72.88	ND@1	ND@1	ND@1	ND@3	620	260	21	630	

**Table 1**  
**Monitoring Well Water Table Elevation and Analytical Data**  
7-Eleven Store No. 22281  
Fallston, Maryland

Well	Top of Casing	Date	Depth to Water	Corrected Elevation	Benzene	Toluene	Ethylbenzene	Total Xylenes	MTBE	TBA	TAME	TPH-GRO
<b>MW-4A Continued</b>		12/18/13	15.50	73.18	ND@1	ND@1	ND@1	ND@3	300	53	ND@10	250
		3/19/14	15.11	73.57	ND@0.5	ND@0.7	ND@0.8	ND@1.6	150	61	5	150
		6/16/14	13.96	74.72	ND@0.5	ND@0.5	ND@0.5	ND@1	460	190	18	390
		9/26/14	16.36	72.32	ND@0.5	ND@0.5	ND@0.5	ND@1	490	120	19	570
		12/8/14	16.46	72.22	ND@0.5	ND@0.5	ND@0.5	ND@1	300	39	11	240
		3/24/15	15.92	72.76	ND@1	ND@1	ND@1	ND@2	146	34.6	5.27	124
		6/23/15	15.52	73.16	ND@1	ND@1	ND@1	ND@2	255	51.5	7.6	ND@100
		9/22/15	16.41	72.27	ND@1	ND@1	ND@1	ND@2	456	162	20.4	593
		12/21/15	16.58	72.10	ND@1	ND@1	ND@1	ND@2	212	57.5	8.55	192
		3/9/16	14.50	74.18	ND@1	ND@1	ND@1	ND@2	99.9	24.3	3.9	ND@100
		6/8/16	15.89	72.79	ND@1	ND@1	ND@1	ND@2	414	101	13	332
		9/19/16	17.45	71.23	--	--	--	--	--	--	--	--
		12/5/16	18.08	70.60	ND@1	ND@1	ND@1	ND@2	152	19.3	6.06	189
		3/13/17	17.99	70.69	ND@1	ND@1	ND@1	ND@3	106	NA	NA	128
		6/28/17	17.09	71.59	ND@1	ND@1	ND@1	ND@3	261	85.6	6.95	260
		9/19/17	17.25	71.43	ND@1	ND@1	ND@1	ND@3	215	37	6.46	248
		12/19/17	18.10	70.58	ND@1	ND@1	ND@1	ND@3	201	52.4	5.97	162
		3/8/18	17.29	71.39	ND@1	ND@1	ND@1	ND@3	58.8	14.9	1.87	ND@100
		6/27/18	14.89	73.79	ND@1	ND@1	ND@1	ND@3	128	32.6	3.74	128
		9/12/18	14.41	74.27	ND@1	ND@1	ND@1	ND@3	133	44.2	4.01	133
		12/26/18	12.90	75.78	ND@1	ND@1	ND@1	ND@3	1.24	ND@10	ND@1	ND@100
		3/14/19	12.88	75.80	ND@1	ND@1	ND@1	ND@3	22.5	ND@10	ND@1	42.5
		6/26/19	14.67	74.01	ND@1	ND@1	ND@1	ND@3	33.9 F1	ND@10	ND@1	35.1
		9/17/19	16.63	72.05	ND@1	ND@1	ND@1	ND@10	24.6	ND@10	ND@1	ND@47
		12/27/19	16.80	71.88	ND@1	ND@1	ND@1	ND@10	16.8	ND@10	ND@1	ND@47
		3/26/20	16.51	72.17	ND@1	ND@1	ND@1	ND@10	8.37	ND@10	ND@1	ND@47
	6/23/20	16.37	72.31	ND@1	ND@1	ND@1	ND@10	23.2	ND@10	ND@1	ND@47	
	9/29/20	17.24	71.44	ND@1	ND@1	ND@1	ND@10	9.63	ND@10	ND@1	ND@47	



**Table 1**  
**Monitoring Well Water Table Elevation and Analytical Data**  
 7-Eleven Store No. 22281  
 Fallston, Maryland

Well	Top of Casing	Date	Depth to Water	Corrected Elevation	Benzene	Toluene	Ethylbenzene	Total Xylenes	MTBE	TBA	TAME	TPH-GRO
<b>MW-4B</b> Installed- 1/4/06 Well Depth: 60' Screen: 45-60' 4" diameter	89.43	2/22/06	15.44	73.99	ND@1	ND@1	ND@1	ND@3	16	ND@25	ND@25	ND@100
		3/16/06	15.70	73.73	ND@1	ND@1	ND@1	ND@3	13	ND@25	ND@25	ND@100
		4/25/06	16.29	73.14	--	--	--	--	--	--	--	--
		5/12/06	16.34	73.09	--	--	--	--	--	--	--	--
		6/30/06	15.35	74.08	ND@1	ND@1	ND@1	ND@3	7	ND@25	ND@25	ND@100
		7/13/06	14.58	74.85	--	--	--	--	--	--	--	--
		8/11/06	15.20	74.23	--	--	--	--	--	--	--	--
		9/12/06	16.11	73.32	ND@1	ND@1	ND@1	ND@3	6	ND@25	ND@25	ND@100
		10/23/06	16.07	73.36	--	--	--	--	--	--	--	--
		11/21/06	15.23	74.20	--	--	--	--	--	--	--	--
		12/7/06	15.17	74.26	ND@1	ND@1	ND@1	ND@3	21	ND@10	ND@10	ND@100
		1/29/07	15.09	74.34	--	--	--	--	--	--	--	--
		2/20/07	NG	NG	--	--	--	--	--	--	--	--
		3/28/07	15.82	73.61	ND@1	ND@1	ND@1	ND@3	7	ND@10	ND@10	ND@100
		4/12/07	15.83	73.60	--	--	--	--	--	--	--	--
		5/14/07	15.25	74.18	--	--	--	--	--	--	--	--
		6/22/07	16.20	73.23	ND@1	ND@1	ND@1	ND@3	3	ND@10	ND@10	ND@100
		7/30/07	15.76	73.67	--	--	--	--	--	--	--	--
		8/23/07	17.03	72.40	--	--	--	--	--	--	--	--
		9/25/07	18.00	71.43	ND@1	ND@1	ND@1	ND@3	8	ND@10	ND@10	ND@100
		10/15/07	14.42	75.01	--	--	--	--	--	--	--	--
		11/26/07	17.93	71.50	--	--	--	--	--	--	--	--
		12/14/07	17.72	71.71	ND@1	ND@1	ND@1	ND@3	6	ND@10	ND@10	ND@100
		1/29/08	17.09	72.34	--	--	--	--	--	--	--	--
		2/18/08	17.07	72.36	--	--	--	--	--	--	--	--
		3/14/08	16.72	72.71	ND@1	ND@1	ND@1	ND@3	5	ND@10	ND@10	ND@100
		4/15/08	17.31	72.12	--	--	--	--	--	--	--	--
		5/20/08	16.77	72.66	--	--	--	--	--	--	--	--
		6/18/08	16.43	73.00	ND@1	ND@1	ND@1	ND@3	12	ND@20	ND@10	ND@100
		7/22/08	16.96	72.47	--	--	--	--	--	--	--	--
8/20/08	17.49	71.94	--	--	--	--	--	--	--	--		
9/3/08	17.97	71.46	ND@1	ND@1	ND@1	ND@3	13	ND@20	ND@10	ND@100		
10/30/08 *	18.09	71.34	--	--	--	--	--	--	--	--		
11/10/08	18.10	71.33	--	--	--	--	--	--	--	--		
11/24/08 *	18.06	71.37	--	--	--	--	--	--	--	--		
12/12/08 *	18.12	71.31	--	--	--	--	--	--	--	--		
12/22/08	17.77	71.66	--	--	--	--	--	--	--	--		
1/6/09*	17.68	71.75	--	--	--	--	--	--	--	--		
1/19/09*	17.64	71.79	--	--	--	--	--	--	--	--		
1/28/09*	17.60	71.83	--	--	--	--	--	--	--	--		
2/4/09*	17.63	71.80	--	--	--	--	--	--	--	--		
2/16/09*	17.67	71.76	--	--	--	--	--	--	--	--		

**Table 1**  
**Monitoring Well Water Table Elevation and Analytical Data**  
7-Eleven Store No. 22281  
Fallston, Maryland

Well	Top of Casing	Date	Depth to Water	Corrected Elevation	Benzene	Toluene	Ethylbenzene	Total Xylenes	MTBE	TBA	TAME	TPH-GRO
<b>MW-4B Continued</b>		3/4/09*	17.75	71.68	--	--	--	--	--	--	--	--
		3/24/09	18.10	71.33	ND@1	ND@1	ND@1	ND@3	4	ND@20	ND@10	ND@100
		4/30/09 *	17.44	71.99	--	--	--	--	--	--	--	--
		6/8/09	17.14	72.29	ND@1	ND@1	ND@1	ND@3	4	ND@20	ND@10	ND@100
		7/7/09	16.66	72.77	--	--	--	--	--	--	--	--
		8/31/09	17.44	71.99	--	--	--	--	--	--	--	--
		9/27/09	17.17	72.26	ND@1	ND@1	ND@1	ND@3	5	ND@20	ND@10	ND@100
		10/29/09	16.72	72.71	--	--	--	--	--	--	--	--
		11/5/09	16.60	72.83	--	--	--	--	--	--	--	--
		12/23/09	15.58	73.85	ND@1	ND@1	ND@1	ND@3	11	ND@20	ND@10	ND@100
		1/12/2010 *	15.04	74.39	--	--	--	--	--	--	--	--
		2/18/2010 *	15.27	74.16	--	--	--	--	--	--	--	--
		3/10/10	14.58	74.85	ND@1	ND@1	ND@1	ND@3	6	ND@20	ND@10	ND@100
		4/8/2010*	13.83	75.60	--	--	--	--	--	--	--	--
		5/21/2010*	14.95	74.48	--	--	--	--	--	--	--	--
		6/7/10	16.48	72.95	ND@1	ND@1	ND@1	ND@3	13	ND@20	ND@10	ND@100
		7/13/10	16.47	72.96	--	--	--	--	--	--	--	--
		7/31/2010 *	16.83	72.60	--	--	--	--	--	--	--	--
		8/16/2010*	16.17	73.26	--	--	--	--	--	--	--	--
		9/20/10	17.86	71.57	ND@1	ND@1	ND@1	ND@3	12	ND@20	ND@10	ND@100
		10/26/2010*	16.92	72.51	--	--	--	--	--	--	--	--
		11/23/2010*	17.35	72.08	--	--	--	--	--	--	--	--
		12/20/10	17.39	72.04	ND@1	ND@1	ND@1	ND@3	3	ND@20	ND@10	ND@100
		2/3/11	17.60	71.83	--	--	--	--	--	--	--	--
		3/22/11	15.63	73.80	ND@1	ND@1	ND@1	ND@3	4	ND@20	ND@10	ND@100
		4/26/11	15.36	74.07	ND@1	ND@1	ND@1	ND@3	ND@1	ND@20	ND@10	ND@100
		5/25/11	15.10	74.33	ND@1	ND@1	ND@1	ND@3	2	ND@20	ND@10	ND@100
		6/29/11	16.01	73.42	ND@1	ND@1	ND@1	ND@3	ND@1	ND@20	ND@10	ND@100
		7/28/11	16.94	72.49	--	--	--	--	--	--	--	--
		8/2/11	17.17	72.26	--	--	--	--	--	--	--	--
		9/22/11	16.00	73.43	ND@1	ND@1	ND@1	ND@3	5	ND@20	ND@10	ND@100
		10/6/11	15.62	73.81	--	--	--	--	--	--	--	--
	11/3/11	15.50	73.93	--	--	--	--	--	--	--	--	
	12/8/11	15.60	73.83	ND@1	ND@1	ND@1	ND@3	5.3	ND@20	ND@10	ND@100	
	3/1/12	16.23	73.20	ND@1	ND@1	ND@1	ND@3	ND@1	ND@20	ND@10	ND@100	
	6/5/12	17.12	72.31	ND@1	ND@1	ND@1	ND@3	3.3	ND@20	ND@10	ND@100	
	8/23/12	17.81	71.62	--	--	--	--	--	--	--	--	
	12/6/12	17.52	71.91	ND@1	ND@1	ND@1	ND@3	3.3	ND@20	ND@10	ND@100	
	3/11/12	16.73	72.70	--	--	--	--	--	--	--	--	
	6/6/13	16.76	72.67	ND@1	ND@1	ND@1	ND@3	2.1	ND@20	ND@10	ND@100	
	9/12/13	16.14	73.29	ND@1	ND@1	ND@1	ND@3	1.6	ND@20	ND@10	ND@100	
	12/18/13	16.18	73.25	ND@1	ND@1	ND@1	ND@3	ND@1	ND@20	ND@10	ND@100	
	3/19/14	15.82	73.61	ND@0.5	ND@0.7	ND@0.8	ND@1.6	1	ND@10	ND@0.8	ND@20	

**Table 1**  
**Monitoring Well Water Table Elevation and Analytical Data**  
 7-Eleven Store No. 22281  
 Fallston, Maryland

Well	Top of Casing	Date	Depth to Water	Corrected Elevation	Benzene	Toluene	Ethylbenzene	Total Xylenes	MTBE	TBA	TAME	TPH-GRO
<b>MW-4B Continued</b>		6/16/14	14.74	74.69	ND@0.5	ND@0.5	ND@0.5	ND@1	ND@0.5	ND@10	ND@0.5	ND@20
		9/26/14	16.76	72.67	ND@0.5	ND@0.5	ND@0.5	ND@1	ND@0.5	ND@10	ND@0.5	ND@20
		12/8/14	17.14	72.29	ND@0.5	ND@0.5	ND@0.5	0.5	0.6	ND@10	ND@0.5	ND@20
		3/24/15	16.70	72.73	ND@1	ND@1	ND@1	ND@2	ND@1	ND@10	ND@1	ND@100
		6/23/15	16.32	73.11	ND@1	ND@1	ND@1	ND@2	ND@1	ND@10	ND@1	ND@100
		9/22/15	17.00	72.43	ND@1	ND@1	ND@1	ND@2	ND@1	ND@10	ND@1	ND@100
		12/21/15	17.37	72.06	ND@1	ND@1	ND@1	ND@2	ND@1	ND@10	ND@1	ND@100
		3/9/16	15.29	74.14	ND@1	ND@1	ND@1	ND@2	ND@1	ND@10	ND@1	ND@100
		6/8/16	16.61	72.82	ND@1	ND@1	ND@1	ND@2	ND@1	ND@10	ND@1	ND@100
		9/19/16	18.10	71.33	--	--	--	--	--	--	--	--
		12/5/16	18.44	70.99	ND@1	ND@1	ND@1	ND@2	ND@1	ND@10	ND@1	ND@100
		3/13/17	18.76	70.67	ND@1	ND@1	ND@1	ND@2	ND@1	NA	NA	ND@100
		6/28/17	17.85	71.58	ND@1	ND@1	ND@1	ND@2	ND@1	NA	NA	ND@100
		9/19/17	18.14	71.29	ND@1	ND@1	ND@1	ND@2	ND@1	NA	NA	ND@100
		12/19/17	18.68	70.75	ND@1	ND@1	ND@1	ND@2	ND@1	NA	NA	ND@100
		3/8/18	18.19	71.24	ND@1	ND@1	ND@1	ND@3	ND@1	ND@10	ND@1	ND@100
		6/27/18	15.67	73.76	ND@1	ND@1	ND@1	ND@3	ND@1	ND@10	ND@1	ND@100
		9/12/18	15.20	74.23	ND@1	ND@1	ND@1	ND@3	ND@1	ND@10	ND@1	ND@100
		12/26/18	13.69	75.74	ND@1	ND@1	ND@1	ND@3	ND@1	ND@10	ND@1	ND@100
		3/14/19	14.71	74.72	ND@1	ND@1	ND@1	ND@3	ND@1	ND@10	ND@1	ND@100
		6/26/19	15.47	73.96	ND@1	ND@1	ND@1	ND@3	ND@1	ND@10	ND@1	ND@20
		9/17/19	17.39	72.04	ND@1	ND@1	ND@1	ND@10	ND@1	ND@10	ND@1	ND@47
		12/27/19	17.53	71.90	ND@1	ND@1	ND@1	ND@10	ND@1	ND@10	ND@1	ND@47
		3/26/20	17.32	72.11	ND@1	ND@1	ND@1	ND@10	ND@1	ND@10	ND@1	ND@47
		6/23/20	17.14	72.29	ND@1	ND@1	ND@1	ND@10	ND@1	ND@10	ND@1	ND@47
	9/29/20	18.01	71.42	ND@1	ND@1	ND@1	ND@10	ND@1	ND@10	ND@1	ND@47	

**Table 1**  
**Monitoring Well Water Table Elevation and Analytical Data**  
 7-Eleven Store No. 22281  
 Fallston, Maryland

Well	Top of Casing	Date	Depth to Water	Corrected Elevation	Benzene	Toluene	Ethylbenzene	Total Xylenes	MTBE	TBA	TAME	TPH-GRO	
<b>MW-5</b> Installed- 7/5/05 Well Depth: 35' Screen: 10.5'-35' 4" diameter	93.29	7/26/05	20.21	73.08	ND@1	ND@1	ND@1	ND@3	10	ND@25	ND@25	ND@25	
		11/22/05	20.15	73.14	ND@1	ND@1	ND@1	ND@3	15	ND@25	ND@25	ND@25	
		3/16/06	19.55	73.74	ND@1	ND@1	ND@1	ND@3	76	44	44	ND@25	
		4/25/06	20.05	73.24	--	--	--	--	--	--	--	--	--
		5/12/06	20.09	73.20	--	--	--	--	--	--	--	--	--
		6/30/06	19.16	74.13	ND@1	ND@1	ND@1	ND@3	11	ND@25	ND@25	ND@25	ND@25
		7/13/06	18.45	74.84	--	--	--	--	--	--	--	--	--
		8/11/06	19.15	74.14	--	--	--	--	--	--	--	--	--
		9/12/06	19.90	73.39	ND@1	ND@1	ND@1	ND@3	27	ND@25	ND@25	ND@25	ND@25
		10/23/06	20.00	73.29	--	--	--	--	--	--	--	--	--
		11/21/06	19.14	74.15	--	--	--	--	--	--	--	--	--
		12/7/06	18.99	74.30	ND@1	ND@1	ND@1	ND@3	15	ND@10	ND@10	ND@10	ND@10
		1/29/07	19.41	73.88	--	--	--	--	--	--	--	--	--
		2/20/07	19.80	73.49	--	--	--	--	--	--	--	--	--
		3/28/07	19.29	74.00	ND@1	ND@1	ND@1	ND@3	3	ND@10	ND@10	ND@10	ND@10
		4/12/07	19.33	73.96	--	--	--	--	--	--	--	--	--
		5/14/07	19.28	74.01	--	--	--	--	--	--	--	--	--
		6/22/07	20.20	73.09	ND@1	ND@1	ND@1	ND@3	3	ND@10	ND@10	ND@10	ND@10
		7/30/07	20.24	73.05	--	--	--	--	--	--	--	--	--
		8/23/07	21.26	72.03	--	--	--	--	--	--	--	--	--
		9/25/07	21.79	71.50	ND@1	ND@1	ND@1	ND@3	4	ND@10	ND@10	ND@10	ND@10
		10/15/07	22.03	71.26	--	--	--	--	--	--	--	--	--
		11/26/07	21.48	71.81	--	--	--	--	--	--	--	--	--
		12/14/07	21.46	71.83	ND@1	ND@1	ND@1	ND@3	5	ND@10	ND@10	ND@10	ND@10
		1/29/08	21.02	72.27	--	--	--	--	--	--	--	--	--
		2/18/08	20.18	73.11	--	--	--	--	--	--	--	--	--
		3/14/08	20.45	72.84	ND@1	ND@1	ND@1	ND@3	7	ND@10	ND@10	ND@10	ND@10
		4/15/08	20.25	73.04	--	--	--	--	--	--	--	--	--
		5/20/08	20.25	73.04	--	--	--	--	--	--	--	--	--
		6/18/08	20.33	72.96	ND@1	ND@1	ND@1	ND@3	9	ND@20	ND@20	ND@20	ND@20
7/22/08	20.96	72.33	--	--	--	--	--	--	--	--	--		
8/20/08	21.49	71.80	--	--	--	--	--	--	--	--	--		
9/3/08	21.71	71.58	ND@1	ND@1	ND@1	ND@3	7	ND@20	ND@20	ND@20	ND@20		
10/30/08 *	NG	NG	--	--	--	--	--	--	--	--	--		
11/10/08	21.81	71.48	--	--	--	--	--	--	--	--	--		
11/24/08 *	NG	NG	--	--	--	--	--	--	--	--	--		
12/12/08 *	NG	NG	--	--	--	--	--	--	--	--	--		
12/22/08	21.38	71.91	--	--	--	--	--	--	--	--	--		
3/24/09	21.81	71.48	ND@1	ND@1	ND@1	ND@3	15	ND@20	ND@20	ND@20	ND@20		
4/30/09 *	21.06	72.23	--	--	--	--	--	--	--	--	--		
6/8/09	20.37	72.92	ND@1	ND@1	ND@1	ND@3	8	ND@20	ND@20	ND@20	ND@20		
7/7/09	20.44	72.85	--	--	--	--	--	--	--	--	--		

**Table 1**  
**Monitoring Well Water Table Elevation and Analytical Data**  
7-Eleven Store No. 22281  
Fallston, Maryland

Well	Top of Casing	Date	Depth to Water	Corrected Elevation	Benzene	Toluene	Ethylbenzene	Total Xylenes	MTBE	TBA	TAME	TPH-GRO
MW-5 Continued		8/31/09	21.21	72.08	--	--	--	--	--	--	--	--
		9/27/09	20.79	72.50	ND@1	ND@1	ND@1	ND@3	2	ND@20	ND@20	ND@10
		10/29/09	20.40	72.89	--	--	--	--	--	--	--	--
		11/5/09	20.12	73.17	--	--	--	--	--	--	--	--
		12/23/09	19.26	74.03	ND@1	ND@1	ND@1	ND@3	2	ND@20	ND@20	ND@10
		1/12/2010 *	18.70	74.59	--	--	--	--	--	--	--	--
		2/18/2010 *	18.82	74.47	--	--	--	--	--	--	--	--
		3/10/10	18.23	75.06	ND@1	ND@1	ND@1	ND@3	3	ND@20	ND@20	ND@10
		4/8/2010*	17.66	75.63	--	--	--	--	--	--	--	--
		5/21/2010*	18.42	74.87	--	--	--	--	--	--	--	--
		6/7/10	19.26	74.03	ND@1	ND@1	ND@1	ND@3	2	ND@20	ND@20	ND@10
		7/13/10	19.56	73.73	--	--	--	--	--	--	--	--
		7/31/2010 *	NG	--	--	--	--	--	--	--	--	--
		8/16/2010*	20.90	72.39	--	--	--	--	--	--	--	--
		9/20/10	21.55	71.74	ND@1	ND@1	ND@1	ND@3	5	ND@20	ND@20	ND@10
		10/26/2010*	20.20	73.09	--	--	--	--	--	--	--	--
		11/23/2010*	21.00	72.29	--	--	--	--	--	--	--	--
		12/20/10	21.06	72.23	ND@1	ND@1	ND@1	ND@3	5	24	24	ND@10
		2/3/11	21.35	71.94	--	--	--	--	--	--	--	--
		3/22/11	19.46	73.83	ND@1	ND@1	ND@1	ND@3	4	ND@20	ND@20	ND@10
		4/26/11	18.92	74.37	--	--	--	--	--	--	--	--
		5/25/11	18.96	74.33	--	--	--	--	--	--	--	--
		6/29/11	19.78	73.51	ND@1	ND@1	ND@1	ND@3	3	ND@20	ND@20	ND@10
		7/28/11	20.67	72.62	--	--	--	--	--	--	--	--
		8/2/11	21.15	72.14	--	--	--	--	--	--	--	--
		9/22/11	19.60	73.69	ND@1	ND@1	ND@1	ND@3	3	ND@20	ND@20	ND@10
		10/6/11	18.93	74.36	--	--	--	--	--	--	--	--
		11/3/11	19.20	74.09	--	--	--	--	--	--	--	--
		12/8/11	19.30	73.99	ND@1	ND@1	ND@1	ND@3	2.6	ND@20	ND@20	ND@10
		3/1/12	19.94	73.35	ND@1	ND@1	ND@1	ND@3	1.7	ND@20	ND@20	ND@10
		6/5/12	20.91	72.38	ND@1	ND@1	ND@1	ND@3	1.5	ND@20	ND@20	ND@10
		8/23/12	21.64	71.65	--	--	--	--	--	--	--	--
		12/6/12	21.01	72.28	ND@1	ND@1	ND@1	ND@3	1.5	ND@20	ND@20	ND@10
	3/11/12	20.45	72.84	--	--	--	--	--	--	--	--	
	6/6/13	20.51	72.78	ND@1	ND@1	ND@1	ND@3	1.1	ND@20	ND@20	ND@10	
	9/12/13	20.13	73.16	ND@1	ND@1	ND@1	ND@3	ND@1	ND@20	ND@20	ND@10	
	12/18/13	19.71	73.58	ND@1	ND@1	ND@1	ND@3	ND@1	ND@20	ND@20	ND@10	
	3/19/14	19.74	73.55	ND@0.5	ND@0.7	ND@0.8	ND@1.6	ND@0.5	ND@10	ND@10	ND@0.8	
	6/16/14	18.55	74.74	ND@0.5	ND@0.5	ND@0.5	ND@1	ND@0.5	ND@10	ND@10	ND@0.8	
	9/26/14	20.75	72.54	ND@0.5	ND@0.5	ND@0.5	ND@1	ND@0.5	ND@10	ND@10	ND@0.8	
	12/8/14	20.99	72.30	ND@0.5	ND@0.5	ND@0.5	ND@1	ND@0.5	ND@10	ND@10	ND@0.8	
	3/24/15	20.50	72.79	ND@1	ND@1	ND@1	ND@2	4.25	ND@10	ND@10	ND@1	
	6/23/15	20.15	73.14	--	--	--	--	--	--	--	--	
	9/22/15	20.94	72.35	--	--	--	--	--	--	--	--	

**Table 1**  
**Monitoring Well Water Table Elevation and Analytical Data**  
 7-Eleven Store No. 22281  
 Fallston, Maryland

Well	Top of Casing	Date	Depth to Water	Corrected Elevation	Benzene	Toluene	Ethylbenzene	Total Xylenes	MTBE	TBA	TAME	TPH-GRO
<b>MW-5 Continued</b>		12/21/15	21.10	72.19	--	--	--	--	--	--	--	--
		3/9/16	19.15	74.14	ND@1	ND@1	ND@1	ND@2	4.25	ND@10	ND@10	ND@1
		6/8/16	20.42	72.87	--	--	--	--	--	--	--	--
		9/19/16	21.98	71.31	--	--	--	--	--	--	--	--
		12/5/16	22.59	70.70	--	--	--	--	--	--	--	--
		3/13/17	22.54	70.75	ND@1	ND@1	ND@1	ND@3	ND@1	NA	NA	NA
		6/28/17	21.78	71.51	--	--	--	--	--	--	--	--
		9/19/17	21.91	71.38	--	--	--	--	--	--	--	--
		12/19/17	22.65	70.64	--	--	--	--	--	--	--	--
		3/8/18	21.90	71.39	ND@1	ND@1	ND@1	ND@3	ND@1	ND@10	ND@10	ND@1
		6/27/18	19.61	73.68	--	--	--	--	--	--	--	--
		9/12/18	19.40	73.89	--	--	--	--	--	--	--	--
		12/26/18	17.52	75.77	--	--	--	--	--	--	--	--
		3/14/19	17.59	75.70	ND@1	ND@1	ND@1	ND@3	ND@1	ND@10	ND@10	ND@1
		6/26/19	18.21	75.08	--	--	--	--	--	--	--	--
		9/17/19	19.37	73.92	--	--	--	--	--	--	--	--
		12/27/19	21.35	71.94	--	--	--	--	--	--	--	--
		3/26/20	21.15	72.14	ND@1	ND@1	ND@1	ND@10	ND@1	ND@10	ND@1	ND@47
		6/23/20	21.02	72.27	--	--	--	--	--	--	--	--
	9/29/20	21.74	71.55	--	--	--	--	--	--	--	--	

**Table 1**  
**Monitoring Well Water Table Elevation and Analytical Data**  
 7-Eleven Store No. 22281  
 Fallston, Maryland

Well	Top of Casing	Date	Depth to Water	Corrected Elevation	Benzene	Toluene	Ethylbenzene	Total Xylenes	MTBE	TBA	TAME	TPH-GRO	
<b>MW-6</b> Installed- 7/5/05 Well Depth: 25' Screen: 5.5'-25' 4" diameter	84.01	7/26/05	12.70	71.31	ND@1	ND@1	ND@1	ND@3	760	560	28	840	
		11/22/05	12.63	71.38	ND@1	ND@1	ND@1	ND@3	1900	990	77	--	
		3/16/06	12.17	71.84	ND@1	ND@1	ND@1	ND@3	1300	650	48	ND@100	
		4/25/06	12.41	71.60	--	--	--	--	--	--	--	--	--
		5/12/06	12.55	71.46	--	--	--	--	--	--	--	--	--
		6/30/06	10.39	73.62	ND@1	ND@1	ND@1	ND@3	E 860	59	48	ND@100	ND@100
		7/13/06	11.18	72.83	--	--	--	--	--	--	--	--	--
		8/11/06	10.47	73.54	--	--	--	--	--	--	--	--	--
		9/12/06	12.37	71.64	ND@1	ND@1	ND@1	ND@3	1200	78	52	ND@100	ND@100
		10/23/06	12.43	71.58	--	--	--	--	--	--	--	--	--
		11/21/06	11.46	72.55	--	--	--	--	--	--	--	--	--
		12/7/06	11.85	72.16	ND@10	ND@10	ND@10	ND@30	2400	140	110	140	140
		1/29/07	12.11	71.90	--	--	--	--	--	--	--	--	--
		2/20/07	12.28	71.73	--	--	--	--	--	--	--	--	--
		3/28/07	11.42	72.59	ND@100	ND@100	ND@100	ND@300	1100	ND@1,000	ND@1,000	110	110
		4/12/07	11.92	72.09	--	--	--	--	--	--	--	--	--
		5/14/07	11.60	72.41	--	--	--	--	--	--	--	--	--
		6/22/07	12.76	71.25	ND@1	ND@1	ND@1	ND@3	E 1,000	78	62	130	130
		7/30/07	12.58	71.43	--	--	--	--	--	--	--	--	--
		8/23/07	12.65	71.36	--	--	--	--	--	--	--	--	--
		9/25/07	13.99	70.02	ND@1	ND@1	ND@1	ND@3	E 1,200	120	65	150	150
		10/15/07	14.08	69.93	--	--	--	--	--	--	--	--	--
		11/26/07	13.62	70.39	--	--	--	--	--	--	--	--	--
		12/14/07	13.41	70.60	2	ND@1	ND@1	ND@3	E 3,800	E 330	E 350	600	600
		1/29/08	13.10	70.91	--	--	--	--	--	--	--	--	--
		2/18/08	12.72	71.29	--	--	--	--	--	--	--	--	--
		3/14/08	12.56	71.45	ND@50	ND@50	ND@50	ND@350	3000	ND@500	ND@500	3700	3700
		4/15/08	12.62	71.39	--	--	--	--	--	--	--	--	--
		5/20/08	12.47	71.54	--	--	--	--	--	--	--	--	--
		6/18/08	12.76	71.25	ND@10	ND@10	ND@10	ND@30	2200	ND@200	120	510	510
		7/22/08	13.03	70.98	--	--	--	--	--	--	--	--	--
		8/20/08	13.77	70.24	--	--	--	--	--	--	--	--	--
9/3/08	13.95	70.06	ND@1	ND@1	ND@1	ND@3	1200	210	84	300	300		
10/30/08 *	13.98	70.03	--	--	--	--	--	--	--	--	--		
11/10/08	13.94	70.07	--	--	--	--	--	--	--	--	--		
11/24/08 *	13.92	70.09	--	--	--	--	--	--	--	--	--		
12/12/08 *	NG	NG	--	--	--	--	--	--	--	--	--		
12/22/08	13.34	70.67	--	--	--	--	--	--	--	--	--		
1/19/09*	13.37	70.64	--	--	--	--	--	--	--	--	--		
2/16/09*	13.66	70.35	--	--	--	--	--	--	--	--	--		
3/24/09	13.87	70.14	ND@10	ND@10	ND@10	ND@30	2100	230	120	360	360		

**Table 1**  
**Monitoring Well Water Table Elevation and Analytical Data**  
7-Eleven Store No. 22281  
Fallston, Maryland

Well	Top of Casing	Date	Depth to Water	Corrected Elevation	Benzene	Toluene	Ethylbenzene	Total Xylenes	MTBE	TBA	TAME	TPH-GRO	
MW-6 Continued		4/30/09 *	13.04	70.97	--	--	--	--	--	--	--	--	
		6/8/09	12.75	71.26	ND@1	ND@1	ND@1	ND@3	2600	230	170	810	
		7/7/09	12.89	71.12	--	--	--	--	--	--	--	--	--
		8/31/09	13.43	70.58	--	--	--	--	--	--	--	--	--
		9/27/09	13.10	70.91	ND@1	ND@1	ND@1	ND@3	1600	170	99	2300	
		10/29/09	12.65	71.36	--	--	--	--	--	--	--	--	--
		11/5/09	12.39	71.62	--	--	--	--	--	--	--	--	--
		12/23/09	11.95	72.06	ND@1	ND@1	ND@1	ND@3	1200	190	78	1500	
		1/12/2010 *	11.58	72.43	--	--	--	--	--	--	--	--	--
		2/18/2010 *	11.71	72.30	--	--	--	--	--	--	--	--	--
		3/10/10	10.82	73.19	ND@1	ND@1	ND@1	ND@3	330	87	18	330	
		4/8/2010*	10.75	73.26	--	--	--	--	--	--	--	--	--
		5/21/2010*	11.80	72.21	--	--	--	--	--	--	--	--	--
		6/7/10	12.17	71.84	ND@1	ND@1	ND@1	ND@3	670	210	29	590	
		7/13/10	13.17	70.84	--	--	--	--	--	--	--	--	--
		7/31/2010 *	13.15	70.86	--	--	--	--	--	--	--	--	--
		8/16/2010*	13.43	70.58	--	--	--	--	--	--	--	--	--
		9/20/10	13.90	70.11	ND@1	ND@1	ND@1	ND@3	1700	750	78	2000	
		10/26/2010*	13.10	70.91	--	--	--	--	--	--	--	--	--
		11/23/2010*	13.40	70.61	--	--	--	--	--	--	--	--	--
		12/20/10	13.42	70.59	ND@1	ND@1	ND@1	ND@3	2200	920	87	2100	
		2/3/11	13.58	70.43	--	--	--	--	--	--	--	--	--
		3/22/11	11.77	72.24	ND@1	ND@1	ND@1	ND@3	2300	1000	99	1800	
		4/26/11	11.50	72.51	ND@1	ND@1	ND@1	ND@3	2500	800	120	3500	
		5/25/11	11.64	72.37	ND@1	ND@1	ND@1	ND@3	2200	390	100	2900	
		6/29/11	12.55	71.46	ND@1	ND@1	ND@1	ND@3	1700	ND@20	75	2000	
		7/28/11	13.09	70.92	--	--	--	--	--	--	--	--	--
		8/2/11	13.51	70.50	--	--	--	--	--	--	--	--	--
		9/22/11	12.20	71.81	ND@1	ND@1	ND@1	ND@3	1200	350	50	850	
		10/6/11	11.70	72.31	--	--	--	--	--	--	--	--	--
		11/3/11	12.11	71.90	--	--	--	--	--	--	--	--	--
		12/8/11	11.91	72.10	ND@1	ND@1	ND@1	ND@3	2300	630	110	1600	
3/1/12	12.52	71.49	ND@1	ND@1	ND@1	ND@3	1300	320	60	1700			
6/5/12	13.02	70.99	ND@1	ND@1	ND@1	ND@3	1300	330	53	1300			
8/23/12	13.80	70.21	--	--	--	--	--	--	--	--	--		
12/6/12	13.33	70.68	ND@1	ND@1	ND@1	ND@3	1400	230	65	1500			
3/11/12	12.69	71.32	--	--	--	--	--	--	--	--	--		
6/6/13	12.89	71.12	ND@1	ND@1	ND@1	ND@3	750	48	35	820			
9/12/13	13.04	70.97	ND@1	ND@1	ND@1	ND@3	690	190	31	680			
12/18/13	12.40	71.61	ND@1	ND@1	ND@1	ND@3	540	48	21	470			
3/19/14	12.10	71.91	ND@0.5	ND@0.7	ND@0.8	ND@1.6	470	54 J	19	440			
6/6/14	11.55	72.46	--	--	--	--	--	--	--	--	--		
9/26/14	13.51	70.50	ND@0.5	ND@0.5	ND@0.5	ND@1	280	56	10	340			
12/8/14	13.31	70.70	ND@0.5	ND@0.5	ND@0.5	ND@1	360	60	16	310			



**Table 1**  
**Monitoring Well Water Table Elevation and Analytical Data**  
7-Eleven Store No. 22281  
Fallston, Maryland

Well	Top of Casing	Date	Depth to Water	Corrected Elevation	Benzene	Toluene	Ethylbenzene	Total Xylenes	MTBE	TBA	TAME	TPH-GRO
<b>MW-6 Continued</b>		3/24/15	12.70	71.31	ND@1	ND@1	ND@1	ND@1	233	29.8	8.95	201
		6/23/15	12.67	71.34	ND@1	ND@1	ND@1	ND@1	193	19.4	5.89	ND@100
		9/22/15	13.61	70.40	ND@1	ND@1	ND@1	ND@1	117 F1	27.4	4.22	109
		12/21/15	13.56	70.45	ND@1	ND@1	ND@1	ND@1	144	22.3	5.95	134
		3/9/16	11.93	72.08	ND@1	ND@1	ND@1	ND@1	84.1	ND@1	3.13	ND@100
		6/8/16	13.15	70.86	ND@1	ND@1	ND@1	ND@1	66.4	11.1	2.28	ND@100
		9/19/16	14.40	69.61	--	--	--	--	--	--	--	--
		12/5/16	14.73	69.28	ND@1	ND@1	ND@1	ND@1	97.5	ND@10	4.14	111
		3/13/17	14.65	69.36	ND@1	ND@1	ND@1	ND@3	84.6	NA	NA	119
		6/28/17	14.07	69.94	ND@1	ND@1	ND@1	ND@3	63.8	ND@10	2.09	ND@100
		9/19/17	14.20	69.81	ND@1	ND@1	ND@1	ND@3	55.9	15.6	1.84	ND@100
		12/19/17	14.74	69.27	ND@1	ND@1	ND@1	ND@3	52.1	ND@10	1.65	ND@100
		3/8/18	13.91	70.10	ND@1	ND@1	ND@1	ND@3	37.2	ND@10	1.36	ND@100
		6/27/18	12.24	71.77	ND@1	ND@1	ND@1	ND@3	24	ND@10	ND@1	ND@100
		9/12/18	12.02	71.99	ND@1	ND@1	ND@1	ND@3	12.3	ND@10	ND@1	ND@100
		12/26/18	10.70	73.31	ND@1	ND@1	ND@1	ND@3	3.95	ND@10	ND@1	ND@100
		3/14/19	10.91	73.10	ND@1	ND@1	ND@1	ND@3	2.57	ND@10	ND@1	ND@100
		6/26/19	12.38	71.63	ND@1	ND@1	ND@1	ND@3	4.41	ND@10	ND@1	ND@20
		9/17/19	13.92	70.09	ND@1	ND@1	ND@1	ND@10	4.13	ND@10	ND@1	ND@47
		12/27/19	13.59	70.42	ND@1	ND@1	ND@1	ND@10	5.73	ND@10	ND@1	ND@47
		3/26/20	13.50	70.51	ND@1	ND@1	ND@1	ND@10	2.87	ND@10	ND@1	ND@47
	6/23/20	13.41	70.60	ND@1	ND@1	ND@1	ND@10	2.91	ND@10	ND@1	ND@47	
	9/29/20	14.12	69.89	ND@1	ND@1	ND@1	ND@10	2.87	ND@10	ND@1	ND@47	

**Table 1**  
**Monitoring Well Water Table Elevation and Analytical Data**  
 7-Eleven Store No. 22281  
 Fallston, Maryland

Well	Top of Casing	Date	Depth to Water	Corrected Elevation	Benzene	Toluene	Ethylbenzene	Total Xylenes	MTBE	TBA	TAME	TPH-GRO	
MW-7 Installed- 7/6/05 Well Depth: 30.5' Screen: 10'-30.5' 4" diameter	97.15	7/26/05	20.10	77.05	ND@1	ND@1	ND@1	ND@3	ND@1	ND@25	ND@25	ND@100	
		11/22/05	19.64	77.51	ND@1	ND@1	ND@1	ND@3	ND@1	34	ND@25	--	
		3/16/06	19.19	77.96	ND@1	ND@1	ND@1	ND@3	ND@1	ND@25	ND@25	ND@100	
		4/25/06	19.61	77.54	--	--	--	--	--	--	--	--	--
		5/12/06	19.72	77.43	--	--	--	--	--	--	--	--	--
		6/30/06	19.24	77.91	ND@1	ND@1	ND@1	ND@3	ND@1	ND@25	ND@25	ND@100	ND@100
		7/13/06	17.57	79.58	--	--	--	--	--	--	--	--	--
		8/11/06	18.68	78.47	--	--	--	--	--	--	--	--	--
		9/12/06	19.67	77.48	ND@1	ND@1	ND@1	ND@3	ND@1	ND@25	ND@25	ND@100	ND@100
		10/23/06	19.30	77.85	--	--	--	--	--	--	--	--	--
		11/21/06	18.38	78.77	--	--	--	--	--	--	--	--	--
		12/7/06	18.16	78.99	ND@1	ND@1	ND@100	ND@3	ND@1	ND@10	ND@10	ND@10	ND@100
		1/29/07	18.84	78.31	--	--	--	--	--	--	--	--	--
		2/20/07	19.50	77.65	--	--	--	--	--	--	--	--	--
		3/28/07	19.01	78.14	ND@1	ND@1	ND@100	ND@3	ND@1	ND@10	ND@10	ND@10	ND@100
		4/12/07	18.67	78.48	--	--	--	--	--	--	--	--	--
		5/14/07	18.65	78.50	--	--	--	--	--	--	--	--	--
		6/22/07	19.81	77.34	ND@1	ND@1	ND@100	ND@3	ND@1	ND@10	ND@10	ND@10	ND@100
		7/30/07	19.78	77.37	--	--	--	--	--	--	--	--	--
		8/23/07	21.08	76.07	--	--	--	--	--	--	--	--	--
		9/25/07	21.55	75.60	ND@1	ND@1	ND@100	ND@3	ND@1	ND@10	ND@10	ND@10	ND@100
		10/15/07	21.94	75.21	--	--	--	--	--	--	--	--	--
		11/26/07	20.97	76.18	--	--	--	--	--	--	--	--	--
		12/14/07	21.70	75.45	ND@1	ND@1	ND@100	ND@3	ND@1	ND@10	ND@10	ND@10	ND@100
		1/29/08	21.19	75.96	--	--	--	--	--	--	--	--	--
		2/18/08	20.53	76.62	--	--	--	--	--	--	--	--	--
		3/14/08	20.16	76.99	ND@1	ND@1	ND@100	ND@3	ND@1	ND@10	ND@10	ND@10	ND@100
		4/15/08	20.43	76.72	--	--	--	--	--	--	--	--	--
		5/20/08	20.04	77.11	--	--	--	--	--	--	--	--	--
		6/18/08	19.86	77.29	ND@1	ND@1	ND@1	ND@3	ND@1	ND@20	ND@10	ND@10	ND@100
		7/22/08	20.28	76.87	--	--	--	--	--	--	--	--	--
		8/20/08	20.84	76.31	--	--	--	--	--	--	--	--	--
9/3/08	20.96	76.19	ND@1	ND@1	ND@1	ND@3	ND@1	ND@20	ND@10	ND@10	ND@100		
10/30/08 *	NG	NG	--	--	--	--	--	--	--	--	--		
11/10/08	21.11	76.04	--	--	--	--	--	--	--	--	--		
11/24/08 *	NG	NG	--	--	--	--	--	--	--	--	--		
12/12/08 *	NG	NG	--	--	--	--	--	--	--	--	--		
12/22/08	20.98	76.17	--	--	--	--	--	--	--	--	--		
1/28/09*	20.73	76.42	--	--	--	--	--	--	--	--	--		
2/4/09*	20.79	76.36	--	--	--	--	--	--	--	--	--		
3/24/09	21.30	75.85	ND@1	ND@1	ND@1	ND@3	1	ND@20	ND@10	ND@10	ND@100		
4/30/09 *	20.50	76.65	--	--	--	--	--	--	--	--	--		
6/8/09	19.91	77.24	ND@1	ND@1	ND@1	ND@3	ND@1	ND@20	ND@10	ND@10	ND@100		

**Table 1**  
**Monitoring Well Water Table Elevation and Analytical Data**  
7-Eleven Store No. 22281  
Fallston, Maryland

Well	Top of Casing	Date	Depth to Water	Corrected Elevation	Benzene	Toluene	Ethylbenzene	Total Xylenes	MTBE	TBA	TAME	TPH-GRO
MW-7 Continued		7/7/09	19.87	77.28	--	--	--	--	--	--	--	--
		8/31/09	20.42	76.73	--	--	--	--	--	--	--	--
		9/27/09	19.74	77.41	ND@1	ND@1	ND@1	ND@3	13.28	ND@20	ND@10	ND@100
		10/29/09	19.37	77.78	--	--	--	--	--	--	--	--
		11/5/09	18.92	78.23	--	--	--	--	--	--	--	--
		12/23/09	17.74	79.41	ND@1	ND@1	ND@1	ND@3	ND@1	ND@20	ND@10	ND@100
		1/12/2010 *	17.17	79.98	--	--	--	--	--	--	--	--
		2/18/2010 *	NG	NG	--	--	--	--	--	--	--	--
		3/10/10	16.99	80.16	ND@1	ND@1	ND@1	ND@3	ND@1	ND@20	ND@10	ND@100
		4/8/2010*	16.25	80.90	--	--	--	--	--	--	--	--
		5/21/2010*	17.07	80.08	--	--	--	--	--	--	--	--
		6/7/10	17.99	79.16	ND@1	ND@1	ND@1	ND@3	ND@1	ND@20	ND@10	ND@100
		7/13/10	18.78	78.37	--	--	--	--	--	--	--	--
		7/31/2010 *	NG	--	--	--	--	--	--	--	--	--
		8/16/2010*	19.40	77.75	--	--	--	--	--	--	--	--
		9/20/10	20.12	77.03	ND@1	ND@1	ND@1	ND@3	ND@1	ND@20	ND@10	ND@100
		10/26/2010*	18.80	78.35	--	--	--	--	--	--	--	--
		11/23/2010*	19.27	77.88	--	--	--	--	--	--	--	--
		12/20/10	19.55	77.60	ND@1	ND@1	ND@1	ND@3	ND@1	ND@20	ND@10	ND@100
		2/3/11	20.35	76.80	--	--	--	--	--	--	--	--
		3/22/11	18.18	78.97	ND@1	ND@1	ND@1	ND@3	ND@1	ND@20	ND@10	ND@100
		4/26/11	17.65	79.50	--	--	--	--	--	--	--	--
		5/25/11	17.87	79.28	--	--	--	--	--	--	--	--
		6/29/11	18.50	78.65	ND@1	ND@1	ND@1	ND@3	ND@1	ND@20	ND@10	ND@100
		7/28/11	19.66	77.49	--	--	--	--	--	--	--	--
		8/2/11	20.28	76.87	--	--	--	--	--	--	--	--
		9/22/11	18.28	78.87	ND@1	ND@1	ND@1	ND@3	ND@1	ND@20	ND@10	ND@100
		10/6/11	17.96	79.19	--	--	--	--	--	--	--	--
		11/3/11	18.60	78.55	--	--	--	--	--	--	--	--
		12/8/11	18.70	78.45	ND@1	ND@1	ND@1	ND@3	ND@1	ND@20	ND@10	ND@100
		3/1/12	18.80	78.35	ND@1	ND@1	ND@1	ND@3	ND@1	ND@20	ND@10	ND@100
		6/5/12	20.37	76.78	ND@1	ND@1	ND@1	ND@3	ND@1	ND@20	ND@10	ND@100
		8/23/12	20.84	76.31	--	--	--	--	--	--	--	--
		12/6/12	19.46	77.69	ND@1	ND@1	ND@1	ND@3	ND@1	ND@20	ND@10	ND@100
		3/11/12	19.93	77.22	--	--	--	--	--	--	--	--
		6/6/13	19.51	77.64	ND@1	ND@1	ND@1	ND@3	ND@1	ND@20	ND@10	ND@100
		9/12/13	20.66	76.49	ND@1	ND@1	ND@1	ND@3	ND@1	ND@20	ND@10	ND@100
		12/18/13	21.50	75.65	ND@1	ND@1	ND@1	ND@3	ND@1	ND@20	ND@10	ND@100
		3/19/14	18.60	78.55	ND@0.5	ND@0.7	ND@0.8	ND@1.6	ND@0.5	ND@10	ND@0.8	ND@20
		6/16/14	17.64	79.51	ND@0.5	ND@0.5	ND@0.5	ND@1	ND@0.5	ND@10	ND@0.5	ND@20
	9/26/14	19.44	77.71	ND@0.5	ND@0.5	ND@0.5	ND@1	ND@0.5	ND@10	ND@0.5	ND@20	
	12/8/14	19.38	77.77	ND@0.5	ND@0.5	ND@0.5	ND@1	ND@0.5	ND@10	ND@0.5	ND@20	
	3/24/15	19.60	77.55	ND@1	ND@1	ND@1	ND@1	ND@1	ND@10	ND@1	ND@100	
	6/23/15	18.60	78.55	--	--	--	--	--	--	--	--	
	9/22/15	19.24	77.91	--	--	--	--	--	--	--	--	
	12/21/15	19.13	78.02	--	--	--	--	--	--	--	--	
	3/9/16	17.1	80.05	ND@1	ND@1	ND@1	ND@1	ND@1	ND@10	ND@1	ND@100	

**Table 1**  
**Monitoring Well Water Table Elevation and Analytical Data**  
 7-Eleven Store No. 22281  
 Fallston, Maryland

Well	Top of Casing	Date	Depth to Water	Corrected Elevation	Benzene	Toluene	Ethylbenzene	Total Xylenes	MTBE	TBA	TAME	TPH-GRO
<b>MW-7 Continued</b>		6/8/16	18.52	78.63	--	--	--	--	--	--	--	--
		9/19/16	20.27	76.88	--	--	--	--	--	--	--	--
		12/5/16	21.30	75.85	--	--	--	--	--	--	--	--
		3/13/17	21.66	75.49	ND@1	ND@1	ND@1	ND@3	ND@1	NA	NA	ND@100
		6/28/17	21.82	75.33	--	--	--	--	--	--	--	--
		9/19/17	20.90	76.25	--	--	--	--	--	--	--	--
		12/19/17	22.00	75.15	--	--	--	--	--	--	--	--
		3/8/18	21.05	76.10	ND@1	ND@1	ND@1	ND@3	ND@1	ND@10	ND@1	ND@100
		6/27/18	18.61	78.54	--	--	--	--	--	--	--	--
		9/12/18	17.91	79.24	--	--	--	--	--	--	--	--
		12/26/18	15.55	81.60	--	--	--	--	--	--	--	--
		3/14/19	15.62	81.53	ND@1	ND@1	ND@1	ND@3	ND@1	ND@10	ND@1	ND@100
		6/26/19	17.28	79.87	--	--	--	--	--	--	--	--
		9/17/19	19.11	78.04	--	--	--	--	--	--	--	--
		12/27/19	19.87	77.28	--	--	--	--	--	--	--	--
		3/26/20	19.45	77.70	ND@1	ND@1	ND@1	ND@10	ND@1	ND@10	ND@1	ND@47
		6/23/20	19.40	77.75	--	--	--	--	--	--	--	--
	9/29/20	20.05	77.10	--	--	--	--	--	--	--	--	

**Table 1**  
**Monitoring Well Water Table Elevation and Analytical Data**  
 7-Eleven Store No. 22281  
 Fallston, Maryland

Well	Top of Casing	Date	Depth to Water	Corrected Elevation	Benzene	Toluene	Ethylbenzene	Total Xylenes	MTBE	TBA	TAME	TPH-GRO
<b>MW-8A</b> Installed- 3/21/07 Well Depth: 30.' Screen: 5'-30' 4" diameter	75.07	3/28/07	6.41	68.66	ND@1	1	ND@100	ND@3	44	ND@10	ND@10	ND@100
		4/12/07	7.82	67.25	--	--	--	--	--	--	--	--
		5/14/07	7.79	67.28	--	--	--	--	--	--	--	--
		6/22/07	8.73	66.34	ND@1	ND@1	ND@100	ND@3	9	ND@10	ND@10	ND@100
		7/30/07	8.59	66.48	--	--	--	--	--	--	--	--
		8/23/07	8.95	66.12	--	--	--	--	--	--	--	--
		9/25/07	9.60	65.47	ND@1	ND@1	ND@100	ND@3	3	ND@10	ND@10	ND@100
		10/15/07	9.10	65.97	--	--	--	--	--	--	--	--
		11/26/07	9.12	65.95	--	--	--	--	--	--	--	--
		12/14/07	9.02	66.05	ND@1	ND@1	ND@100	ND@3	ND@1	ND@10	ND@10	ND@100
		1/29/08	8.42	66.65	--	--	--	--	--	--	--	--
		2/18/08	7.39	67.68	--	--	--	--	--	--	--	--
		3/14/08	8.58	66.49	ND@1	ND@1	ND@100	ND@3	3	ND@10	ND@10	ND@100
		4/15/08	8.75	66.32	--	--	--	--	--	--	--	--
		5/20/08	8.56	66.51	--	--	--	--	--	--	--	--
		6/18/08	9.00	66.07	ND@1	ND@1	ND@1	ND@3	2	ND@20	ND@10	ND@100
		7/22/08	9.40	65.67	--	--	--	--	--	--	--	--
		8/20/08	9.76	65.31	--	--	--	--	--	--	--	--
		9/3/08	8.86	66.21	ND@1	ND@1	ND@1	ND@3	2	ND@20	ND@10	ND@100
		10/30/08 *	NG	NG	--	--	--	--	--	--	--	--
		11/10/08	9.50	65.57	--	--	--	--	--	--	--	--
		11/24/08 *	NG	NG	--	--	--	--	--	--	--	--
		12/12/08 *	NG	NG	--	--	--	--	--	--	--	--
		12/22/08	9.00	66.07	--	--	--	--	--	--	--	--
		3/24/09	9.47	65.60	ND@1	ND@1	ND@1	ND@3	4	ND@20	ND@10	ND@100
		4/30/09 *	9.03	66.04	--	--	--	--	--	--	--	--
		6/8/09	8.89	66.18	ND@1	ND@1	ND@1	ND@3	2	ND@20	ND@10	ND@100
		7/7/09	9.31	65.76	--	--	--	--	--	--	--	--
		8/31/09	9.46	65.61	--	--	--	--	--	--	--	--
		9/27/09	9.06	66.01	ND@1	ND@1	ND@1	ND@3	5	ND@20	ND@10	ND@100
		10/29/09	8.57	66.50	--	--	--	--	--	--	--	--
		11/5/09	8.82	66.25	--	--	--	--	--	--	--	--
12/23/09	8.67	66.40	ND@1	ND@1	ND@1	ND@3	7	ND@20	ND@10	ND@100		
1/12/2010 *	NG	NG	--	--	--	--	--	--	--	--		
2/18/2010 *	NG	NG	--	--	--	--	--	--	--	--		
3/10/10	8.05	67.02	ND@1	ND@1	ND@1	ND@3	17	ND@20	ND@10	ND@100		
4/8/2010*	8.25	66.82	--	--	--	--	--	--	--	--		
5/21/2010*	8.89	66.18	--	--	--	--	--	--	--	--		
6/7/10	9.01	66.06	ND@1	ND@1	ND@1	ND@3	13	ND@20	ND@10	ND@100		
7/13/10	9.99	65.08	--	--	--	--	--	--	--	--		
7/31/2010 *	NG	--	--	--	--	--	--	--	--	--		

**Table 1**  
**Monitoring Well Water Table Elevation and Analytical Data**  
7-Eleven Store No. 22281  
Fallston, Maryland

Well	Top of Casing	Date	Depth to Water	Corrected Elevation	Benzene	Toluene	Ethylbenzene	Total Xylenes	MTBE	TBA	TAME	TPH-GRO
MW-8A Continued		8/16/2010*	7.83	67.24	--	--	--	--	--	--	--	--
		9/20/10	9.92	65.15	ND@1	ND@1	ND@1	ND@3	24	ND@20	ND@10	ND@100
		10/26/2010*	9.44	65.63	--	--	--	--	--	--	--	--
		11/23/2010*	9.48	65.59	--	--	--	--	--	--	--	--
		12/20/10	9.32	65.75	ND@1	ND@1	ND@1	ND@3	9	ND@20	ND@10	ND@100
		2/3/11	9.02	66.05	--	--	--	--	--	--	--	--
		3/22/11	8.48	66.59	ND@1	ND@1	ND@1	ND@3	21	ND@20	ND@10	ND@100
		4/26/11	8.44	66.63	--	--	--	--	--	--	--	--
		5/25/11	8.67	66.40	--	--	--	--	--	--	--	--
		6/29/11	9.30	65.77	ND@1	ND@1	ND@1	ND@3	30	ND@20	ND@10	ND@100
		7/28/11	9.73	65.34	--	--	--	--	--	--	--	--
		8/2/11	9.75	65.32	--	--	--	--	--	--	--	--
		9/22/11	9.15	65.92	ND@1	ND@1	ND@1	ND@3	30	ND@20	ND@10	ND@100
		10/6/11	8.90	66.17	--	--	--	--	--	--	--	--
		11/3/11	8.98	66.09	--	--	--	--	--	--	--	--
		12/8/11	8.36	66.71	ND@1	ND@1	ND@1	ND@3	33	ND@20	ND@10	ND@100
		3/1/12	8.78	66.29	ND@1	ND@1	ND@1	ND@3	32	ND@20	ND@10	ND@100
		6/5/12	9.34	65.73	ND@1	ND@1	ND@1	ND@3	19	ND@20	ND@10	ND@100
		8/23/12	10.05	65.02	--	--	--	--	--	--	--	--
		12/6/12	9.72	65.35	--	--	--	--	--	--	--	--
		3/11/12	9.31	65.76	--	--	--	--	--	--	--	--
		6/6/13	9.57	65.50	ND@1	ND@1	ND@1	ND@3	28	ND@20	ND@10	ND@100
		9/12/13	10.04	65.03	ND@1	ND@1	ND@1	ND@3	25	ND@20	ND@10	ND@100
		12/18/13	9.45	65.62	ND@1	ND@1	ND@1	ND@3	15	ND@20	ND@10	ND@100
		3/19/14	9.43	65.64	ND@0.5	ND@0.7	ND@0.8	ND@1.6	18	ND@10	ND@0.8	25
		6/16/14	9.95	65.12	ND@0.5	ND@0.5	ND@0.5	ND@1	17	ND@10	ND@0.5	ND@20
		9/26/14	10.38	64.69	ND@0.5	ND@0.5	ND@0.5	ND@1	18	ND@10	ND@0.5	23
		12/8/14	10.47	64.60	ND@0.5	ND@0.5	ND@0.5	ND@1	21	ND@10	0.7	ND@20
		3/24/15	10.27	64.80	ND@1	ND@1	ND@1	ND@2	13.5	ND@10	ND@1	ND@100
		6/23/15	10.30	64.77	ND@1	ND@1	ND@1	ND@2	21.3	ND@10	ND@1	ND@100
		9/22/15	10.88	64.19	ND@1	ND@1	ND@1	ND@2	24	ND@10	ND@1	ND@100
		12/21/15	10.71	64.36	ND@1	ND@1	ND@1	ND@2	23.4	ND@10	ND@1	ND@100
		3/9/16	10.24	64.83	ND@1	ND@1	ND@1	ND@2	30.7	ND@10	1.19	ND@100
		6/8/16	10.82	64.25	ND@1	ND@1	ND@1	ND@2	28	ND@10	1.12	ND@100
		9/19/16	11.27	63.80	ND@1	ND@1	ND@1	ND@2	30.4	ND@10	ND@1	ND@100
		12/5/16	11.20	63.87	ND@1	ND@1	ND@1	ND@2	30.8	ND@1	1.25	ND@100
	3/13/17	11.18	63.89	ND@1	ND@1	ND@1	ND@3	28.5	NA	NA	ND@100	
	6/28/17	11.05	64.02	ND@1	ND@1	ND@1	ND@3	18	ND@10	ND@1	ND@100	
	9/19/17	11.10	63.97	ND@1	ND@1	ND@1	ND@3	12.9	ND@10	ND@1	ND@100	
	12/19/17	11.25	63.82	ND@1	ND@1	ND@1	ND@3	12.4	ND@10	ND@1	ND@100	
	3/8/18	10.80	64.27	ND@1	ND@1	ND@1	ND@3	6.59	ND@10	ND@1	ND@100	

**Table 1**  
**Monitoring Well Water Table Elevation and Analytical Data**  
 7-Eleven Store No. 22281  
 Fallston, Maryland

Well	Top of Casing	Date	Depth to Water	Corrected Elevation	Benzene	Toluene	Ethylbenzene	Total Xylenes	MTBE	TBA	TAME	TPH-GRO
<b>MW-8A Continued</b>		6/27/18	10.60	64.47	ND@1	ND@1	ND@1	ND@3	4.77	ND@10	ND@1	ND@100
		9/12/18	10.28	64.79	ND@1	ND@1	ND@1	ND@3	3.09	ND@10	ND@1	ND@100
		12/26/18	9.95	65.12	ND@1	ND@1	ND@1	ND@3	1.97	ND@10	ND@1	ND@100
		3/14/19	9.90	65.17	ND@1	ND@1	ND@1	ND@3	2.69	ND@10	ND@1	ND@100
		6/26/19	10.72	64.35	ND@1	ND@1	ND@1	ND@3	2.47	ND@10	ND@1	ND@20
		9/17/19	11.18	63.89	ND@1	ND@1	ND@1	ND@10	2.88	ND@10	ND@1	ND@47
		12/27/19	10.79	64.28	ND@1	ND@1	ND@1	ND@10	1.95	ND@10	ND@1	ND@47
		3/26/20	10.66	64.41	ND@1	ND@1	ND@1	ND@10	ND@1	ND@10	ND@1	ND@47
		6/23/20	10.79	64.28	ND@1	ND@1	ND@1	ND@10	ND@1	ND@10	ND@1	ND@47
		9/29/20	10.92	64.15	ND@1	ND@1	ND@1	ND@10	ND@1	ND@10	ND@1	ND@47

**Table 1**  
**Monitoring Well Water Table Elevation and Analytical Data**  
 7-Eleven Store No. 22281  
 Fallston, Maryland

Well	Top of Casing	Date	Depth to Water	Corrected Elevation	Benzene	Toluene	Ethylbenzene	Total Xylenes	MTBE	TBA	TAME	TPH-GRO	
<b>MW-8B</b> Installed-10/2/07 Well Depth: 50' Screen: 45'-50' 4" diameter	74.74	10/3/07	8.26	66.48	--	--	--	--	--	--	--	--	
		10/15/07	8.22	66.52	ND@1	1	ND@1	ND@3	14	ND@10	ND@10	ND@100	
		11/26/07	8.30	66.44	--	--	--	--	--	--	--	--	--
		12/14/07	7.82	66.92	ND@1	ND@1	ND@100	ND@3	15	ND@10	ND@10	ND@100	
		1/29/08	7.31	67.43	--	--	--	--	--	--	--	--	--
		2/18/08	8.60	66.14	--	--	--	--	--	--	--	--	--
		3/14/08	7.25	67.49	--	--	--	--	--	--	--	--	--
		4/15/08	7.42	67.32	--	--	--	--	--	--	--	--	--
		5/20/08	7.36	67.38	--	--	--	--	--	--	--	--	--
		6/18/08	7.63	67.11	ND@1	ND@1	ND@1	ND@3	24	ND@20	--	--	ND@100
		7/22/08	8.02	66.72	--	--	--	--	--	--	--	--	--
		8/20/08	8.09	66.65	--	--	--	--	--	--	--	--	--
		9/3/08	8.38	66.36	ND@1	ND@1	ND@1	ND@3	28	ND@20	ND@10	ND@100	
		10/30/08 *	NG	NG	--	--	--	--	--	--	--	--	--
		11/10/08	8.37	66.37	--	--	--	--	--	--	--	--	--
		11/24/08 *	NG	NG	--	--	--	--	--	--	--	--	--
		12/12/08 *	NG	NG	--	--	--	--	--	--	--	--	--
		12/22/08	8.17	66.57	--	--	--	--	--	--	--	--	--
		3/24/09	9.58	65.16	ND@1	ND@1	ND@1	ND@3	39	ND@20	ND@10	ND@100	
		4/30/09 *	9.11	65.63	--	--	--	--	--	--	--	--	--
		6/8/09	8.38	66.36	ND@1	ND@1	ND@1	ND@3	64	25	ND@10	ND@100	
		7/7/09	8.79	65.95	--	--	--	--	--	--	--	--	--
		8/31/09	8.92	65.82	--	--	--	--	--	--	--	--	--
		9/27/09	7.85	66.89	ND@1	ND@1	ND@1	ND@3	77	31	ND@10	ND@100	
		10/29/09	9.42	65.32	--	--	--	--	--	--	--	--	--
		11/5/09	NG	NG	--	--	--	--	--	--	--	--	--
		12/23/09	7.10	67.64	ND@1	ND@1	ND@1	ND@3	93	31	ND@10	ND@100	
		1/12/2010 *	NG	NG	--	--	--	--	--	--	--	--	--
		2/18/2010 *	NG	NG	--	--	--	--	--	--	--	--	--
		3/10/10	7.23	67.51	ND@1	ND@1	ND@1	ND@3	100	33	ND@10	ND@100	
4/8/2010*	7.41	67.33	--	--	--	--	--	--	--	--	--		
5/21/2010*	8.20	66.54	--	--	--	--	--	--	--	--	--		
6/7/10	7.22	67.52	ND@1	ND@1	ND@1	ND@3	56	ND@20	ND@10	ND@100			
7/13/10	9.28	65.46	--	--	--	--	--	--	--	--	--		
7/31/2010 *	NG	--	--	--	--	--	--	--	--	--	--		
8/16/2010*	9.64	65.10	--	--	--	--	--	--	--	--	--		
9/20/10	8.49	66.25	ND@1	ND@1	ND@1	ND@3	65	ND@20	ND@10	ND@100			
10/26/2010*	7.99	66.75	--	--	--	--	--	--	--	--	--		
11/23/2010*	7.97	66.77	--	--	--	--	--	--	--	--	--		
12/20/10	8.01	66.73	ND@1	ND@1	ND@1	ND@3	56	ND@20	ND@10	ND@100			
2/3/11	8.25	66.49	--	--	--	--	--	--	--	--	--		



**Table 1**  
**Monitoring Well Water Table Elevation and Analytical Data**  
7-Eleven Store No. 22281  
Fallston, Maryland

Well	Top of Casing	Date	Depth to Water	Corrected Elevation	Benzene	Toluene	Ethylbenzene	Total Xylenes	MTBE	TBA	TAME	TPH-GRO
MW-8B Continued		3/22/11	7.80	66.94	ND@1	ND@1	ND@1	ND@3	34	ND@20	ND@10	ND@100
		4/26/11	7.26	67.48	--	--	--	--	--	--	--	--
		5/25/11	7.43	67.31	--	--	--	--	--	--	--	--
		6/29/11	7.88	66.86	ND@1	ND@1	ND@1	ND@3	29	ND@20	ND@10	ND@100
		7/28/11	8.03	66.71	--	--	--	--	--	--	--	--
		8/2/11	8.30	66.44	--	--	--	--	--	--	--	--
		9/22/11	7.98	66.76	ND@1	ND@1	ND@1	ND@3	22	ND@20	ND@10	ND@100
		10/6/11	6.21	92.50	--	--	--	--	--	--	--	--
		11/3/11	7.37	91.34	--	--	--	--	--	--	--	--
		12/8/11	7.40	67.34	ND@1	ND@1	ND@1	ND@3	28	ND@20	ND@10	ND@100
		3/1/12	7.69	67.05	ND@1	ND@1	ND@1	ND@3	22	ND@20	ND@10	ND@100
		6/5/12	8.08	66.66	ND@1	ND@1	ND@1	ND@3	12	ND@20	ND@10	ND@100
		8/23/12	9.55	65.19	--	--	--	--	--	--	--	--
		12/6/12	8.34	66.40	ND@1	280	ND@1	ND@3	15	ND@20	ND@10	670
		3/11/12	7.97	66.77	--	--	--	--	--	--	--	--
		6/6/13	8.01	66.73	ND@1	2.1	ND@1	ND@3	17	ND@20	ND@10	ND@100
		9/12/13	8.53	66.21	ND@1	ND@1	ND@1	ND@3	14	ND@20	ND@10	ND@100
		12/18/13	8.00	66.74	ND@1	ND@1	ND@1	ND@3	7.1	ND@20	ND@10	ND@100
		3/19/14	7.74	67.00	ND@0.5	ND@0.7	ND@0.8	ND@1.6	3	ND@10	ND@0.8	ND@20
		6/16/14	8.12	66.62	ND@0.5	ND@0.5	ND@0.5	ND@1	11	ND@10	ND@0.5	ND@20
		9/26/14	8.97	65.77	ND@0.5	ND@0.5	ND@0.5	ND@1	8	ND@10	ND@0.5	ND@20
		12/8/14	8.92	65.82	ND@0.5	ND@0.5	ND@0.5	ND@1	7	ND@10	ND@0.5	ND@20
		3/24/15	8.06	66.68	ND@1	ND@1	ND@1	ND@2	4.57	ND@10	ND@1	ND@100
		6/23/15	8.61	66.13	ND@1	ND@1	ND@1	ND@2	5.67	ND@10	ND@1	ND@100
		9/22/15	9.08	65.66	ND@1	ND@1	ND@1	ND@2	4.23	ND@1	ND@1	ND@100
		12/21/15	8.98	65.76	ND@1	ND@1	ND@1	ND@2	3.4	ND@1	ND@1	ND@100
		3/9/16	7.45	67.29	ND@1	ND@1	ND@1	ND@2	2.97	ND@1	ND@1	ND@100
		6/8/16	9.09	65.65	ND@1	ND@1	ND@1	ND@2	2.12	ND@1	ND@1	ND@100
		9/19/16	9.61	65.13	ND@1	ND@1	ND@1	ND@2	1.04	ND@1	ND@1	ND@100
		12/5/16	9.71	65.03	ND@1	ND@1	ND@1	ND@2	1.44	ND@1	ND@1	ND@100
		3/13/17	9.61	65.13	ND@1	ND@1	ND@1	ND@3	ND@1	NA	NA	ND@100
		6/28/17	9.48	65.26	ND@1	ND@1	ND@1	ND@3	ND@1	ND@10	ND@1	ND@100
		9/19/17	9.52	65.22	--	--	--	--	--	--	--	--
		12/19/17	9.69	65.05	ND@1	ND@1	ND@1	ND@3	ND@1	ND@10	ND@1	ND@100
		3/8/18	9.25	65.49	ND@1	ND@1	ND@1	ND@3	ND@1	ND@10	ND@1	ND@100
		6/27/18	8.72	66.02	ND@1	ND@1	ND@1	ND@3	ND@1	ND@10	ND@1	ND@100
		9/12/18	8.51	66.23	ND@1	ND@1	ND@1	ND@3	ND@1	ND@10	ND@1	ND@100
		12/26/18	7.96	66.78	ND@1	ND@1	ND@1	ND@3	ND@1	ND@10	ND@1	ND@100
		3/14/19	8.19	66.55	ND@1	ND@1	ND@1	ND@3	ND@1	ND@10	ND@1	ND@100
		6/26/19	8.88	65.86	ND@1	ND@1	ND@1	ND@3	ND@1	ND@10	ND@1	ND@20
	9/17/19	9.47	65.27	ND@1	ND@1	ND@1	ND@10	ND@1	ND@10	ND@1	ND@47	
	12/27/19	9.09	65.65	ND@1	ND@1	ND@1	ND@10	ND@1	ND@10	ND@1	ND@47	
	3/26/20	8.95	65.79	ND@1	ND@1	ND@1	ND@10	ND@1	ND@10	ND@1	ND@47	
	6/23/20	9.07	65.67	ND@1	ND@1	ND@1	ND@10	ND@1	ND@1	ND@1	ND@47	
	9/29/20	9.31	65.43	ND@1	ND@1	ND@1	ND@10	ND@1	ND@10	ND@1	ND@47	

**Table 1**  
**Monitoring Well Water Table Elevation and Analytical Data**  
 7-Eleven Store No. 22281  
 Fallston, Maryland

Well	Top of Casing	Date	Depth to Water	Corrected Elevation	Benzene	Toluene	Ethylbenzene	Total Xylenes	MTBE	TBA	TAME	TPH-GRO
<b>MW-8C</b> Installed-10/12/15 Well Depth: 190' Bedrock MW 6" diameter	64.17	12/21/15	10.70	53.47	ND@1	ND@1	ND@1	ND@2	3.88	ND@1	ND@1	ND@100
		3/9/16	7.53	56.64	ND@1	2.21	ND@1	ND@2	1.35	ND@1	ND@1	ND@100
		6/8/16	9.31	54.86	ND@1	ND@1	ND@1	ND@2	ND@1	ND@1	ND@1	ND@100
		9/19/16	11.31	52.86	ND@1	ND@1	ND@1	ND@2	ND@1	ND@1	ND@1	ND@100
		12/5/16	11.62	52.55	ND@1	ND@1	ND@1	ND@2	3.73	ND@1	ND@1	ND@100
		3/13/17	11.45	52.72	ND@1	ND@1	ND@1	ND@3	ND@1	NA	NA	ND@100
		6/28/17	11.09	53.08	ND@1	ND@1	ND@1	ND@3	ND@1	ND@10	ND@1	ND@100
		9/19/17	11.36	52.81	ND@1	ND@1	ND@1	ND@3	7.95	ND@10	ND@1	ND@100
		12/19/17	11.99	52.18	ND@1	ND@1	ND@1	ND@3	ND@1	ND@10	ND@1	ND@100
		3/8/18	11.14	53.03	ND@1	ND@1	ND@1	ND@3	ND@1	ND@10	ND@1	ND@100
		6/27/18	8.04	56.13	ND@1	ND@1	ND@1	ND@3	ND@1	ND@10	ND@1	ND@100
		9/12/18	7.60	56.57	ND@1	ND@1	ND@1	ND@3	ND@1	ND@10	ND@1	ND@100
		12/26/18	5.63	58.54	ND@1	ND@1	ND@1	ND@3	ND@1	ND@10	ND@1	ND@100
		3/14/19	6.18	57.99	ND@1	ND@1	ND@1	ND@3	ND@1	ND@10	ND@1	ND@100
		6/26/19	8.29	55.88	ND@1	ND@1	ND@1	ND@3	ND@1	ND@10	ND@1	ND@20
		9/17/19	10.20	53.97	ND@1	ND@1	ND@1	ND@10	ND@1	ND@10	ND@1	ND@47
		12/27/19	10.46	53.71	ND@1	ND@1	ND@1	ND@10	ND@1	ND@10	ND@1	ND@47
		3/26/20	9.38	54.79	ND@1	ND@1	ND@1	ND@10	ND@1	ND@10	ND@1	ND@47
		6/23/20	9.32	54.85	ND@1	ND@1	ND@1	ND@10	ND@1	ND@10	ND@1	ND@47
		9/29/20	10.12	54.05	ND@1	ND@1	ND@1	ND@10	ND@1	ND@10	ND@1	ND@47

**Table 1**  
**Monitoring Well Water Table Elevation and Analytical Data**  
 7-Eleven Store No. 22281  
 Fallston, Maryland

Well	Top of Casing	Date	Depth to Water	Corrected Elevation	Benzene	Toluene	Ethylbenzene	Total Xylenes	MTBE	TBA	TAME	TPH-GRO
<b>MW-9</b> Installed-1/21/10 Well Depth: 35' Screen: 5'-35' 4" diameter	86.29	3/10/10	12.35	73.94	ND@1	ND@1	ND@1	ND@3	1800	490	75	1600
		4/8/2010*	12.10	74.19	--	--	--	--	--	--	--	--
		5/21/2010*	13.26	73.03	--	--	--	--	--	--	--	--
		6/7/10	13.60	72.69	ND@1	ND@1	ND@1	ND@3	990	290	33	910
		7/13/10	14.33	71.96	--	--	--	--	--	--	--	--
		7/31/2010 *	14.69	71.60	--	--	--	--	--	--	--	--
		8/16/2010*	15.03	71.26	--	--	--	--	--	--	--	--
		9/20/10	16.61	69.68	ND@1	ND@1	ND@1	ND@3	990	340	34	1100
		10/26/2010*	14.60	71.69	--	--	--	--	--	--	--	--
		11/23/2010*	15.02	71.27	--	--	--	--	--	--	--	--
		12/20/10	15.24	71.05	ND@1	ND@1	ND@1	ND@3	1400	470	48	1400
		2/3/11	15.30	70.99	--	--	--	--	--	--	--	--
		3/22/11	13.45	72.84	ND@1	ND@1	ND@1	ND@3	1100	340	42	850
		4/26/11	12.89	73.40	ND@1	ND@1	ND@1	ND@3	1300	320	59	1800
		5/25/11	12.97	73.32	ND@1	ND@1	ND@1	ND@3	1200	150	53	1500
		6/29/11	13.98	72.31	ND@1	ND@1	ND@1	ND@3	1600	200	68	1700
		7/28/11	15.77	70.52	--	--	--	--	--	--	--	--
		8/2/11	15.09	71.20	--	--	--	--	--	--	--	--
		9/22/11	13.65	72.64	ND@1	ND@1	ND@1	ND@3	2200	690	ND@100	1300
		10/6/11	13.19	73.10	--	--	--	--	--	--	--	--
		11/3/11	13.50	72.79	--	--	--	--	--	--	--	--
		12/8/11	13.43	72.86	ND@1	ND@1	ND@1	ND@3	2000	560	95	1500
		3/1/12	14.00	72.29	ND@1	ND@1	ND@1	ND@3	1800	790	81	2300
		6/5/12	14.75	71.54	1.3	ND@1	ND@1	ND@3	3900	1600	160	3800
		8/23/12	15.52	70.77	--	--	--	--	--	--	--	--
		12/6/12	14.99	71.30	ND@1	ND@1	ND@1	ND@3	1600	840	90	1900
		3/11/12	14.34	71.95	--	--	--	--	--	--	--	--
		6/6/13	14.48	71.81	ND@1	ND@1	ND@1	ND@3	2000	920	83	2100
		9/12/13	14.51	71.78	ND@1	ND@1	ND@1	ND@3	2300	1500	100	2100
		12/18/13	14.01	72.28	ND@1	ND@1	ND@1	ND@3	950	360	35	730
3/19/14	13.63	72.66	ND@0.5	ND@0.7	ND@0.8	ND@1.6	1100	510	44	970		
6/16/14	12.79	73.50	ND@0.5	ND@0.5	ND@0.5	ND@1	750	360	31	640		
9/26/14	15.03	71.26	ND@0.5	ND@0.5	ND@0.5	ND@1	560	200	16	500		
12/8/14	14.97	71.32	ND@0.5	ND@0.5	ND@0.5	ND@1	900	370	35	800		
3/24/15	14.35	71.94	ND@1	ND@1	ND@1	ND@2	557	203	21.4	435		
6/23/15	14.12	72.17	ND@1	ND@1	ND@1	ND@2	554	173	17.2	ND@100		
9/22/15	15.12	71.17	ND@1	ND@1	ND@1	ND@2	896	321	29.6	979		
12/21/15	15.15	71.14	ND@1	ND@1	ND@1	ND@2	274	89.8	11.8	256		
3/9/16	13.19	73.10	ND@1	ND@1	ND@1	ND@2	340	109	14.2	451		

**Table 1**  
**Monitoring Well Water Table Elevation and Analytical Data**  
 7-Eleven Store No. 22281  
 Fallston, Maryland

Well	Top of Casing	Date	Depth to Water	Corrected Elevation	Benzene	Toluene	Ethylbenzene	Total Xylenes	MTBE	TBA	TAME	TPH-GRO
<b>MW-9 Continued</b>		6/8/16	14.56	71.73	ND@1	ND@1	ND@1	ND@2	237	53.2	6.97	243
		9/19/16	16.04	70.25	--	--	--	--	--	--	--	--
		12/5/16	16.47	69.82	ND@1	ND@1	ND@1	ND@2	112	ND@10	4.02	130
		3/13/17	16.37	69.92	ND@1	ND@1	ND@1	ND@3	123	NA	NA	162
		6/28/17	15.67	70.62	ND@1	ND@1	ND@1	ND@3	100	44.2	3.04	175
		9/19/17	15.79	70.50	ND@1	ND@1	ND@1	ND@3	193	26.7	5.37	165
		12/19/17	16.51	69.78	ND@1	ND@1	ND@1	ND@3	22.8	ND@10	ND@1	ND@100
		3/8/18	15.64	70.65	ND@1	ND@1	ND@1	ND@3	57.5	ND@10	1.84	ND@100
		6/27/18	13.63	72.66	ND@1	ND@1	ND@1	ND@3	23.4	ND@10	ND@1	ND@100
		9/12/18	13.15	73.14	ND@1	ND@1	ND@1	ND@3	66.4	ND@10	1.96	ND@100
		12/26/18	11.89	74.40	ND@1	ND@1	ND@1	ND@3	22.6	ND@10	ND@1	ND@100
		3/14/19	12.06	74.23	ND@1	ND@1	ND@1	ND@3	14.5	ND@10	ND@1	34.2
		6/26/19	13.67	72.62	ND@1	ND@1	ND@1	ND@3	19.5	ND@10	ND@1	30.9
		9/17/19	15.39	70.90	ND@1	ND@1	ND@1	ND@10	6.64	ND@10	ND@1	ND@47
		12/27/19	15.18	71.11	ND@1	ND@1	ND@1	ND@10	15.4	ND@10	ND@1	ND@47
		3/26/20	15.06	71.23	ND@1	ND@1	ND@1	ND@10	5.95	ND@10	ND@1	ND@47
		6/23/20	15.03	71.26	ND@1	ND@1	ND@1	ND@10	6.18	ND@10	ND@1	ND@47
		9/29/20	15.79	70.50	ND@1	ND@1	ND@1	ND@10	4.9	ND@10	ND@1	ND@47

**Table 1**  
**Monitoring Well Water Table Elevation and Analytical Data**  
7-Eleven Store No. 22281  
Fallston, Maryland

Well	Top of Casing	Date	Depth to Water	Corrected Elevation	Benzene	Toluene	Ethylbenzene	Total Xylenes	MTBE	TBA	TAME	TPH-GRO
MW-10 Installed-1/21/10 Well Depth: 35' Screen: 5'-35' 4" diameter	86.28	3/10/10	11.50	74.78	6	ND@1	ND@1	11	17000	5400	810	18000
		4/8/2010*	10.90	75.38	--	--	--	--	--	--	--	--
		5/21/2010*	12.15	74.13	--	--	--	--	--	--	--	--
		6/7/10	12.69	73.59	1	ND@1	ND@1	1	4700	1700	350	5200
		7/13/10	13.50	72.78	--	--	--	--	--	--	--	--
		7/31/2010 *	13.81	72.47	--	--	--	--	--	--	--	--
		8/16/2010*	14.18	72.10	--	--	--	--	--	--	--	--
		9/20/10	14.86	71.42	1	ND@1	ND@1	1	5600	5700	250	6900
		10/26/2010*	13.92	72.36	--	--	--	--	--	--	--	--
		11/23/2010*	14.29	71.99	--	--	--	--	--	--	--	--
		12/20/10	14.46	71.82	2	ND@1	ND@1	4	11000	9600	470	12000
		2/3/11	14.59	71.69	--	--	--	--	--	--	--	--
		3/22/11	16.76	69.52	ND@1	ND@1	ND@1	ND@3	5700	4600	240	5900
		4/26/11	12.10	74.18	2	ND@1	ND@1	3	5600	6000	290	8000
		5/25/11	12.13	74.15	2	ND@1	ND@1	3	5800	6000	270	7500
		6/29/11	13.03	73.25	ND@5	ND@5	ND@5	ND@15	4100	4400	180	4800
		7/28/11	13.92	72.36	--	--	--	--	--	--	--	--
		8/2/11	14.35	71.93	--	--	--	--	--	--	--	--
		9/22/11	12.84	73.44	ND@20	ND@20	ND@20	ND@60	2700	1700	180	1800
		10/6/11	12.33	73.95	--	--	--	--	--	--	--	--
		11/3/11	12.63	73.65	--	--	--	--	--	--	--	--
		12/8/11	12.51	73.77	ND@1	ND@1	ND@1	ND@3	2700	2900	120	1900
		3/1/12	13.34	72.94	ND@1	ND@1	ND@1	ND@3	1100	1100	51	1500
		6/5/12	14.11	72.17	ND@1	ND@1	ND@1	ND@3	1000	920	34	1100
		8/23/12	14.85	71.43	--	--	--	--	--	--	--	--
		12/6/12	14.27	72.01	ND@1	ND@1	ND@1	ND@3	1000	1500	50	1100
		3/11/12	13.65	72.63	--	--	--	--	--	--	--	--
		6/6/13	13.73	72.55	ND@1	ND@1	ND@1	ND@3	520	810	23	660
		9/12/13	13.56	72.72	ND@1	ND@1	ND@1	ND@3	370	710	16	380
		12/18/13	13.34	72.94	ND@1	ND@1	ND@1	ND@3	440	610	17	390
		3/19/14	12.90	73.38	ND@0.5	ND@0.7	ND@0.8	ND@1.6	290	680	13	280
		6/16/14	11.80	74.48	ND@0.5	ND@0.5	ND@0.5	ND@1	320	810	14	270
9/26/14	14.08	72.20	ND@0.5	ND@0.5	ND@0.5	ND@1	200	280	7	260		
12/8/14	14.36	71.92	ND@0.5	ND@0.5	ND@0.5	ND@1	290	250	12	230		
3/24/15	13.60	72.68	ND@1	ND@1	ND@1	ND@2	197	167	7.72	175		
6/23/15	13.36	72.92	ND@1	ND@1	ND@1	ND@2	180	83.1	5.72	ND@100		
9/22/15	14.28	72.00	ND@1	ND@1	ND@1	ND@2	114	47.6	4	121		
12/21/15	14.33	71.95	ND@1	ND@1	ND@1	ND@2	171	50.5	7.29	179		

**Table 1**  
**Monitoring Well Water Table Elevation and Analytical Data**  
 7-Eleven Store No. 22281  
 Fallston, Maryland

Well	Top of Casing	Date	Depth to Water	Corrected Elevation	Benzene	Toluene	Ethylbenzene	Total Xylenes	MTBE	TBA	TAME	TPH-GRO
<b>MW-10 Continued</b>		3/9/16	12.29	73.99	ND@1	ND@1	ND@1	ND@2	153	45.6	6.19	190
		6/8/16	13.62	72.66	ND@1	ND@1	ND@1	ND@2	116	21.3	3.78	120
		9/19/16	15.25	71.03	--	--	--	--	--	--	--	--
		12/5/16	15.78	70.50	ND@1	ND@1	ND@1	ND@2	127	24.7	5.16	147
		3/13/17	15.71	70.57	ND@1	ND@1	ND@1	ND@3	130	NA	NA	165
		6/28/17	14.95	71.33	ND@1	ND@1	ND@1	ND@3	65.6	ND@10	2.12	ND@100
		9/19/17	14.97	71.31	ND@1	ND@1	ND@1	ND@3	59	14.3	1.75	ND@100
		12/19/17	15.75	70.53	ND@1	ND@1	ND@1	ND@3	84.1	12.6	2.48	ND@100
		3/8/18	15.11	71.17	ND@1	ND@1	ND@1	ND@3	88.1	ND@10	2.9	124
		6/27/18	12.70	73.58	ND@1	ND@1	ND@1	ND@3	31.5	ND@10	ND@1	ND@100
		9/12/18	12.22	74.06	ND@1	ND@1	ND@1	ND@3	25.1	ND@10	ND@1	ND@100
		12/26/18	10.80	75.48	ND@1	ND@1	ND@1	ND@3	14.5	ND@10	ND@1	ND@100
		3/14/19	10.82	75.46	ND@1	ND@1	ND@1	ND@3	16.4	ND@10	ND@1	25.7
		6/26/19	12.60	73.68	ND@1	ND@1	ND@1	ND@3	16.7	ND@10	ND@1	25.0
		9/17/19	14.48	71.80	ND@1	ND@1	ND@1	ND@10	14.5	ND@10	ND@1	ND@47
		12/27/19	14.57	71.71	ND@1	ND@1	ND@1	ND@10	18.2	ND@10	ND@1	ND@47
		3/26/20	14.28	72.00	ND@1	ND@1	ND@1	ND@10	3.93	ND@10	ND@1	ND@47
		6/23/20	14.15	72.13	ND@1	ND@1	ND@1	ND@10	5.64	ND@10	ND@1	ND@47
		9/29/20	14.89	71.39	ND@1	ND@1	ND@1	ND@10	1.96	ND@10	ND@1	ND@47

**Table 1**  
**Monitoring Well Water Table Elevation and Analytical Data**  
 7-Eleven Store No. 22281  
 Fallston, Maryland

Well	Top of Casing	Date	Depth to Water	Corrected Elevation	Benzene	Toluene	Ethylbenzene	Total Xylenes	MTBE	TBA	TAME	TPH-GRO	
<b>MW-11</b> Installed-12/20/10 Well Depth: 35' Screen: 10'-35' 2" diameter	86.20	2/3/11	14.56	71.64	--	--	--	--	--	--	--	--	
		3/22/11	12.63	73.57	4	ND@1	ND@1	7	8800	9600	440	10000	
		4/26/11	12.01	74.19	2	ND@1	ND@1	3	5800	7200	300	7600	
		5/25/11	12.08	74.12	1	ND@1	ND@1	1	3900	3500	200	5200	
		6/29/11	12.96	73.24	ND@5	ND@5	ND@5	ND@15	4000	4300	170	4400	
		7/28/11	13.84	72.36	--	--	--	--	--	--	--	--	--
		8/2/11	14.30	71.90	--	--	--	--	--	--	--	--	--
		9/22/11	12.78	73.42	ND@20	ND@20	ND@20	ND@60	3300	2300	ND@200	1900	
		10/6/11	12.26	73.94	--	--	--	--	--	--	--	--	--
		11/3/11	12.57	73.63	--	--	--	--	--	--	--	--	--
		12/8/11	12.40	73.80	ND@1	ND@1	ND@1	ND@3	2200	2700	91	1500	
		3/1/12	13.31	72.89	ND@1	ND@1	ND@1	ND@3	1100	1300	51	1500	
		6/5/12	13.98	72.22	ND@1	ND@1	ND@1	ND@3	900	1100	30	950	
		8/23/12	14.77	71.43	--	--	--	--	--	--	--	--	--
		12/6/12	14.20	72.00	ND@1	ND@1	ND@1	ND@3	1400	2800	76	1500	
		3/11/12	13.59	72.61	--	--	--	--	--	--	--	--	--
		6/6/13	13.65	72.55	ND@1	ND@1	ND@1	ND@3	590	1700	25	690	
		9/12/13	13.49	72.71	ND@1	ND@1	ND@1	ND@3	450	1200	21	480	
		12/18/13	13.36	72.84	ND@1	ND@1	ND@1	ND@3	640	1700	26	560	
		3/19/14	12.83	73.37	ND@0.5	ND@0.7	ND@0.8	ND@1.6	330	1300	14	320	
		6/16/14	11.73	74.47	ND@0.5	ND@0.5	ND@0.5	ND@1	230	170	8	190	
		9/26/14	14.03	72.17	ND@0.5	ND@0.5	ND@0.5	ND@1	92	140	3	130	
		12/8/14	14.33	71.87	ND@0.5	ND@0.5	ND@0.5	ND@1	200	330	8	150	
		3/24/15	13.53	72.67	ND@1	ND@1	ND@1	ND@2	120	133	4.3	102	
		6/23/15	13.38	72.82	ND@1	ND@1	ND@1	ND@2	89.2	27.1	2.6	ND@100	
		9/22/15	14.25	71.95	ND@1	ND@1	ND@1	ND@2	9.39	ND@1	ND@1	ND@100	
		12/21/15	14.25	71.95	ND@1	ND@1	ND@1	ND@2	73.7	19.2	2.62	ND@100	
3/9/16	12.27	73.93	ND@1	ND@1	ND@1	ND@2	61.9	ND@10	2.12	ND@100			
6/8/16	13.54	72.66	ND@1	ND@1	ND@1	ND@2	4.45	ND@10	ND@1	ND@100			
9/19/16	15.20	71.00	--	--	--	--	--	--	--	--	--		
12/5/16	15.70	70.50	ND@1	ND@1	ND@1	ND@2	10.6	ND@10	ND@1	ND@100			
3/13/17	15.62	70.58	ND@1	ND@1	ND@1	ND@2	19	NA	NA	ND@100			

**Table 1**  
**Monitoring Well Water Table Elevation and Analytical Data**  
 7-Eleven Store No. 22281  
 Fallston, Maryland

Well	Top of Casing	Date	Depth to Water	Corrected Elevation	Benzene	Toluene	Ethylbenzene	Total Xylenes	MTBE	TBA	TAME	TPH-GRO
<b>MW-11 Continued</b>		6/28/17	14.90	71.30	ND@1	ND@1	ND@1	ND@2	10.7	ND@10	ND@1	ND@100
		9/19/17	15.05	71.15	ND@1	ND@1	ND@1	ND@2	17.4	ND@10	ND@1	ND@100
		12/19/17	14.94	71.26	ND@1	ND@1	ND@1	ND@2	12.4	ND@10	ND@1	ND@100
		3/8/18	15.07	71.13	ND@1	ND@1	ND@1	ND@3	16.1	ND@10	ND@1	ND@100
		6/27/18	12.62	73.58	ND@1	ND@1	ND@1	ND@3	8.12	ND@10	ND@1	ND@100
		9/12/18	12.15	74.05	ND@1	ND@1	ND@1	ND@3	8.86	ND@10	ND@1	ND@100
		12/26/18	10.72	75.48	ND@1	ND@1	ND@1	ND@3	1.12	ND@10	ND@1	ND@100
		3/14/19	10.81	75.39	ND@1	ND@1	ND@1	ND@3	1.09	ND@10	ND@1	ND@100
		6/26/19	12.54	73.66	ND@1	ND@1	ND@1	ND@3	1.04	ND@10	ND@1	ND@20
		9/17/19	14.41	71.79	ND@1	ND@1	ND@1	ND@10	1.04	ND@10	ND@1	ND@47
		12/27/19	14.51	71.69	ND@1	ND@1	ND@1	ND@10	1.96	ND@10	ND@1	ND@47
		3/26/20	14.26	71.94	ND@1	ND@1	ND@1	ND@10	1.19	ND@10	ND@1	ND@47
		6/23/20	14.05	72.15	ND@1	ND@1	ND@1	ND@10	4.29	ND@10*	ND@1	ND@47
		9/29/20	14.81	71.39	ND@1	ND@1	ND@1	ND@10	ND@1	ND@10	ND@1	ND@47



**Table 1**  
**Monitoring Well Water Table Elevation and Analytical Data**  
7-Eleven Store No. 22281  
Fallston, Maryland

Well	Top of Casing	Date	Depth to Water	Corrected Elevation	Benzene	Toluene	Ethylbenzene	Total Xylenes	MTBE	TBA	TAME	TPH-GRO	
<b>MW-12</b> Installed-12/21/10 Well Depth: 35' Screen: 10'-35' 2" diameter	87.39	2/3/11	15.76	71.63	--	--	--	--	--	--	--	--	
		3/22/11	13.68	73.71	ND@1	ND@1	ND@1	ND@3	420	84	13	340	
		4/26/11	13.18	74.21	ND@1	ND@1	ND@1	ND@3	530	94	18	700	
		5/25/11	13.23	74.16	ND@1	ND@1	ND@1	ND@3	520	390	17	660	
		6/29/11	14.16	73.23	ND@5	ND@5	ND@5	ND@15	540	110	ND@50	610	
		7/28/11	15.05	72.34	--	--	--	--	--	--	--	--	--
		8/2/11	15.48	71.91	--	--	--	--	--	--	--	--	--
		9/22/11	13.91	73.48	ND@5	ND@5	ND@5	ND@15	380	ND@100	ND@50	270	
		10/6/11	13.42	73.97	--	--	--	--	--	--	--	--	--
		11/3/11	13.71	73.68	--	--	--	--	--	--	--	--	--
		12/8/11	13.55	73.84	ND@1	ND@1	ND@1	ND@3	490	88	14	400	
		3/1/12	14.36	73.03	ND@1	ND@1	ND@1	ND@3	380	120	12	490	
		6/5/12	15.10	72.29	ND@1	ND@1	ND@1	ND@3	240	46	ND@10	300	
		8/23/12	15.98	71.41	--	--	--	--	--	--	--	--	--
		12/6/12	15.42	71.97	ND@1	ND@1	ND@1	ND@3	160	32	ND@10	170	
		3/11/12	14.77	72.62	--	--	--	--	--	--	--	--	--
		6/6/13	14.85	72.54	ND@1	ND@1	ND@1	ND@3	140	ND@20	ND@10	150	
		9/12/13	14.75	72.64	ND@1	ND@1	ND@1	ND@3	70	ND@20	ND@10	ND@100	
		12/18/13	14.40	72.99	ND@1	ND@1	ND@1	ND@3	13	ND@20	ND@10	ND@100	
		3/19/14	13.98	73.41	ND@0.5	ND@0.7	ND@0.8	ND@1.6	15	ND@10	ND@0.8	22	
		6/16/14	12.91	74.48	ND@0.5	ND@0.5	ND@0.5	ND@1	15	ND@10	ND@0.5	ND@20	
		9/26/14	15.27	72.12	ND@0.5	ND@0.5	ND@0.5	ND@1	7	ND@10	ND@0.5	ND@20	
		12/8/14	15.45	71.94	ND@0.5	ND@0.5	ND@0.5	ND@1	10	ND@10	ND@0.5	ND@20	
		3/24/15	14.77	72.62	ND@1	ND@1	ND@1	ND@2	2.95	ND@10	ND@1	ND@100	
		6/23/15	14.48	72.91	ND@1	ND@1	ND@1	ND@2	3.73	ND@10	ND@1	ND@100	
		9/22/15	15.34	72.05	ND@1	ND@1	ND@1	ND@2	2.58	ND@10	ND@1	ND@100	
12/21/15	15.46	71.93	ND@1	ND@1	ND@1	ND@2	1.78	ND@10	ND@1	ND@100			
3/9/16	13.35	74.04	ND@1	ND@1	ND@1	ND@2	2.82	ND@10	ND@1	ND@100			
6/8/16	14.76	72.63	ND@1	ND@1	ND@1	ND@2	1.79	ND@10	ND@1	ND@100			
9/19/16	16.33	71.06	--	--	--	--	--	--	--	--	--		
12/5/16	16.92	70.47	ND@1	ND@1	ND@1	ND@2	1.29	ND@10	ND@1	ND@100			
3/13/17	16.84	70.55	ND@1	ND@1	ND@1	ND@3	1.49	NA	NA	ND@100			

**Table 1**  
**Monitoring Well Water Table Elevation and Analytical Data**  
 7-Eleven Store No. 22281  
 Fallston, Maryland

Well	Top of Casing	Date	Depth to Water	Corrected Elevation	Benzene	Toluene	Ethylbenzene	Total Xylenes	MTBE	TBA	TAME	TPH-GRO
<b>MW-12 Continued</b>		6/28/17	15.98	71.41	ND@1	ND@1	ND@1	ND@3	1.42	ND@10	ND@1	ND@100
		9/19/17	16.11	71.28	ND@1	ND@1	ND@1	ND@3	1.51	ND@10	ND@1	ND@100
		12/19/17	16.94	70.45	ND@1	ND@1	ND@1	ND@3	2.13	ND@10	ND@1	ND@100
		3/8/18	16.11	71.28	ND@1	ND@1	ND@1	ND@3	2.01	ND@10	ND@1	ND@100
		6/27/18	13.74	73.65	ND@1	ND@1	ND@1	ND@3	2.58	ND@10	ND@1	ND@100
		9/12/18	13.02	74.37	ND@1	ND@1	ND@1	ND@3	3.06	ND@10	ND@1	ND@100
		12/26/18	11.83	75.56	ND@1	ND@1	ND@1	ND@3	2.04	ND@10	ND@1	ND@100
		3/14/19	11.90	75.49	ND@1	ND@1	ND@1	ND@3	1.49	ND@10	ND@1	ND@100
		6/26/19	13.69	73.70	ND@1	ND@1	ND@1	ND@3	1.16	ND@10	ND@1	ND@20
		9/17/19	15.58	71.81	ND@1	ND@1	ND@1	ND@10	1.08	ND@10	ND@1	ND@47
		12/27/19	15.64	71.75	ND@1	ND@1	ND@1	ND@10	ND@1	ND@10	ND@1	ND@47
		3/26/20	15.53	71.86	ND@1	ND@1	ND@1	ND@10	ND@1	ND@10	ND@1	ND@47
		6/23/20	15.27	72.12	ND@1	ND@1	ND@1	ND@10	1.33	ND@10*	ND@1	ND@47
		9/29/20	16.12	71.27	ND@1	ND@1	ND@1	ND@10	ND@1	ND@10	ND@1	ND@47

**Table 1**  
**Monitoring Well Water Table Elevation and Analytical Data**  
 7-Eleven Store No. 22281  
 Fallston, Maryland

Well	Top of Casing	Date	Depth to Water	Corrected Elevation	Benzene	Toluene	Ethylbenzene	Total Xylenes	MTBE	TBA	TAME	TPH-GRO	
<b>MW-13</b> Installed-12/20/10 Well Depth: 35' Screen: 10'-35' 2" diameter	86.06	2/3/11	15.55	70.51	--	--	--	--	--	--	--	--	
		3/22/11	13.47	72.59	ND@1	ND@1	ND@1	ND@3	510	96	19	410	
		4/26/11	13.14	72.92	ND@1	ND@1	ND@1	ND@3	560	99	24	730	
		5/25/11	13.25	72.81	ND@1	ND@1	ND@1	ND@3	700	42	28	880	
		6/29/11	14.27	71.79	ND@5	ND@5	ND@5	ND@15	770	ND@100	ND@50	750	
		7/28/11	14.77	71.29	--	--	--	--	--	--	--	--	--
		8/2/11	15.25	70.81	--	--	--	--	--	--	--	--	--
		9/22/11	13.79	72.27	ND@5	ND@5	ND@5	ND@15	850	170	ND@50	530	
		10/6/11	13.32	72.74	--	--	--	--	--	--	--	--	--
		11/3/11	13.66	72.40	--	--	--	--	--	--	--	--	--
		12/8/11	13.44	72.62	ND@1	ND@1	ND@1	ND@3	1100	92	47	840	
		3/1/12	14.19	71.87	ND@1	ND@1	ND@1	ND@3	1600	210	82	2000	
		6/5/12	14.69	71.37	ND@1	ND@1	ND@1	ND@3	1200	130	53	1400	
		8/23/12	15.65	70.41	--	--	--	--	--	--	--	--	--
		12/6/12	15.13	70.93	ND@1	ND@1	ND@1	ND@3	770	450	40	900	
		3/11/12	14.42	71.64	--	--	--	--	--	--	--	--	--
		6/6/13	14.58	71.48	ND@1	ND@1	ND@1	ND@3	860	290	39	1000	
		9/12/13	14.72	71.34	ND@1	ND@1	ND@1	ND@3	880	280	41	840	
		12/18/13	14.15	71.91	ND@1	ND@1	ND@1	ND@3	570	180	21	450	
		3/19/14	13.72	72.34	ND@0.5	ND@0.7	ND@0.8	ND@1.6	790	180	36	860	
		6/16/14	12.92	73.14	ND@0.5	ND@0.5	ND@0.5	ND@1	500	130	21	400	
		9/26/14	15.22	70.84	ND@0.5	ND@0.5	ND@0.5	ND@1	430	140	20	540	
		12/8/14	15.09	70.97	ND@0.5	ND@0.5	ND@0.5	ND@1	260	60	11	310	
		3/24/15	14.40	71.66	ND@1	ND@1	ND@1	ND@2	355	82.5	15.3	320	
		6/23/15	14.15	71.91	ND@1	ND@1	ND@1	ND@2	327	71.1	11.5	ND@100	
		9/22/15	15.33	70.73	ND@1	ND@1	ND@1	ND@2	71.1	21.4	2.81	ND@100	
		12/21/15	15.27	70.79	ND@1	ND@1	ND@1	ND@2	241	47.8	12.9	211	
3/9/16	13.34	72.72	ND@1	ND@1	ND@1	ND@2	160	36.1	7.2	198			
6/8/16	14.73	71.33	ND@1	ND@1	ND@1	ND@2	135	31.3	4.59	129			
9/19/16	16.23	69.83	--	--	--	--	--	--	--	--	--		
12/5/16	16.62	69.44	ND@1	ND@1	ND@1	ND@2	31.2	ND@10	1.37	ND@100			
3/13/17	16.51	69.55	ND@1	ND@1	ND@1	ND@3	23.2	NA	NA	ND@100			

**Table 1**  
**Monitoring Well Water Table Elevation and Analytical Data**  
 7-Eleven Store No. 22281  
 Fallston, Maryland

Well	Top of Casing	Date	Depth to Water	Corrected Elevation	Benzene	Toluene	Ethylbenzene	Total Xylenes	MTBE	TBA	TAME	TPH-GRO
<b>MW-13 Continued</b>		6/28/17	15.85	70.21	ND@1	ND@1	ND@1	ND@3	78.6	30.4	3.09	ND@100
		9/19/17	15.91	70.15	ND@1	ND@1	ND@1	ND@3	110	15.6	3.96	ND@100
		12/19/17	16.45	69.61	ND@1	ND@1	ND@1	ND@3	94	20.1	3.54	ND@100
		3/8/18	15.73	70.33	ND@1	ND@1	ND@1	ND@3	52.3	ND@10	2.16	ND@100
		6/27/18	13.80	72.26	ND@1	ND@1	ND@1	ND@3	24.9	ND@10	ND@1	ND@100
		9/12/18	13.22	72.84	ND@1	ND@1	ND@1	ND@3	16.1	ND@10	ND@1	ND@100
		12/26/18	12.00	74.06	ND@1	ND@1	ND@1	ND@3	ND@1	ND@10	ND@1	ND@100
		3/14/19	12.21	73.85	ND@1	ND@1	ND@1	ND@3	1.35	ND@10	ND@1	ND@100
		6/26/19	13.86	72.20	ND@1	ND@1	ND@1	ND@3	ND@1	ND@10	ND@1	ND@20
		9/17/19	15.60	70.46	ND@1	ND@1	ND@1	ND@10	ND@1	ND@10	ND@1	ND@47
		12/27/19	15.31	70.75	ND@1	ND@1	ND@1	ND@10	1.27	ND@10	ND@1	ND@47
		3/26/20	15.21	70.85	ND@1	ND@1	ND@1	ND@10	ND@1	ND@10	ND@1	ND@47
		6/23/20	15.07	70.99	ND@1	ND@1	ND@1	ND@10	1.08	ND@10*	ND@1	ND@47
		9/29/20	15.99	70.07	ND@1	ND@1	ND@1	ND@10	ND@1	ND@10	ND@1	ND@47

**Table 1**  
**Monitoring Well Water Table Elevation and Analytical Data**  
 7-Eleven Store No. 22281  
 Fallston, Maryland

Well	Top of Casing	Date	Depth to Water	Corrected Elevation	Benzene	Toluene	Ethylbenzene	Total Xylenes	MTBE	TBA	TAME	TPH-GRO	
<b>HW-1</b> Installed- 10/89 Well Depth: 20' Screen: 3'-20' 4" diameter  <i>* destroyed during 10/08            excavation activities</i>	92.69	3/16/06	19.31	73.38	100	880	ND@5	1690	3700	1800	ND@130	41000	
		6/30/06	17.88	74.81	8	E 380	170	E 790	62	56	ND@25	2700	
		7/13/06	17.57	75.12	--	--	--	--	--	--	--	--	--
		8/11/06	18.49	74.20	--	--	--	--	--	--	--	--	--
		9/12/06	19.20	73.49	--	--	--	--	--	--	--	--	--
		10/23/06	19.31	73.38	--	--	--	--	--	--	--	--	--
		11/21/06	18.27	74.42	--	--	--	--	--	--	--	--	--
		12/7/06	18.22	74.47	--	--	--	--	--	--	--	--	--
		1/29/07	18.30	74.39	--	--	--	--	--	--	--	--	--
		2/20/07	18.31	74.38	--	--	--	--	--	--	--	--	--
		3/28/07	18.71	73.98	--	--	--	--	--	--	--	--	--
		4/12/07	18.51	74.18	--	--	--	--	--	--	--	--	--
		5/14/07	18.32	74.37	--	--	--	--	--	--	--	--	--
		6/22/07	18.82	73.87	--	--	--	--	--	--	--	--	--
		7/30/07	18.79	73.90	--	--	--	--	--	--	--	--	--
		8/23/07	19.56	73.13	--	--	--	--	--	--	--	--	--
		9/25/07	Dry	Dry	--	--	--	--	--	--	--	--	--
		10/15/07	19.56	73.13	--	--	--	--	--	--	--	--	--
		11/26/07	Dry	Dry	--	--	--	--	--	--	--	--	--
		12/14/07	Dry	Dry	--	--	--	--	--	--	--	--	--
		1/29/08	19.85	72.84	--	--	--	--	--	--	--	--	--
		2/18/08	19.62	73.07	--	--	--	--	--	--	--	--	--
		3/14/08	19.62	73.07	--	--	--	--	--	--	--	--	--
		4/15/08	19.53	73.16	--	--	--	--	--	--	--	--	--
		5/20/08	19.32	73.37	--	--	--	--	--	--	--	--	--
		6/18/08	19.53	73.16	--	--	--	--	--	--	--	--	--
7/22/08	19.76	72.93	--	--	--	--	--	--	--	--	--		
8/20/08	19.82	72.87	--	--	--	--	--	--	--	--	--		
9/3/08	19.84	72.85	--	--	--	--	--	--	--	--	--		
10/30/08	Destroyed												

**Table 1**  
**Monitoring Well Water Table Elevation and Analytical Data**  
7-Eleven Store No. 22281  
Fallston, Maryland

Well	Top of Casing	Date	Depth to Water	Corrected Elevation	Benzene	Toluene	Ethylbenzene	Total Xylenes	MTBE	TBA	TAME	TPH-GRO
HW-2 Installed- 10/89 Well Depth: 19.5' Screen: 3'-19.5' 4" diameter	102	3/16/06	Dry	Dry	--	--	--	--	--	--	--	--
		6/30/06	19.49	82.51	--	--	--	--	--	--	--	--
		7/13/06	Dry	Dry	--	--	--	--	--	--	--	--
		8/11/06	Dry	Dry	--	--	--	--	--	--	--	--
		9/12/06	Dry	Dry	--	--	--	--	--	--	--	--
		10/23/06	Dry	Dry	--	--	--	--	--	--	--	--
		11/21/06	Dry	Dry	--	--	--	--	--	--	--	--
		12/7/06	Dry	Dry	--	--	--	--	--	--	--	--
		1/29/07	Dry	Dry	--	--	--	--	--	--	--	--
		2/20/07	Dry	Dry	--	--	--	--	--	--	--	--
		3/28/07	19.32	82.68	--	--	--	--	--	--	--	--
		4/12/07	Dry	Dry	--	--	--	--	--	--	--	--
		5/14/07	Dry	Dry	--	--	--	--	--	--	--	--
		6/22/07	Dry	Dry	--	--	--	--	--	--	--	--
		7/30/07	Dry	Dry	--	--	--	--	--	--	--	--
		8/23/07	Dry	Dry	--	--	--	--	--	--	--	--
		9/25/07	Dry	Dry	--	--	--	--	--	--	--	--
		10/15/07	Dry	Dry	--	--	--	--	--	--	--	--
		11/26/07	Dry	Dry	--	--	--	--	--	--	--	--
		12/14/07	Dry	Dry	--	--	--	--	--	--	--	--
		1/29/08	Dry	Dry	--	--	--	--	--	--	--	--
		2/18/08	Dry	Dry	--	--	--	--	--	--	--	--
		3/14/08	Dry	Dry	--	--	--	--	--	--	--	--
		4/15/08	Dry	Dry	--	--	--	--	--	--	--	--
		5/20/08	Dry	Dry	--	--	--	--	--	--	--	--
		6/18/08	Dry	Dry	--	--	--	--	--	--	--	--
		7/22/08	Dry	Dry	--	--	--	--	--	--	--	--
		8/20/08	Dry	Dry	--	--	--	--	--	--	--	--
		9/3/08	Dry	Dry	--	--	--	--	--	--	--	--
		10/30/08 *	NG	--	--	--	--	--	--	--	--	--
11/10/08	Dry	Dry	--	--	--	--	--	--	--	--		
11/24/08 *	NG	NG	--	--	--	--	--	--	--	--		
12/12/08 *	NG	NG	--	--	--	--	--	--	--	--		
12/22/08	Dry	Dry	--	--	--	--	--	--	--	--		
3/24/09	Dry	Dry	--	--	--	--	--	--	--	--		
4/30/09 *	Dry	Dry	--	--	--	--	--	--	--	--		
6/8/09	Dry	Dry	--	--	--	--	--	--	--	--		
7/7/09	Dry	Dry	--	--	--	--	--	--	--	--		
8/31/09	Dry	Dry	--	--	--	--	--	--	--	--		
9/27/09	Dry	Dry	--	--	--	--	--	--	--	--		
10/29/09	Dry	Dry	--	--	--	--	--	--	--	--		

**Table 1**  
**Monitoring Well Water Table Elevation and Analytical Data**  
 7-Eleven Store No. 22281  
 Fallston, Maryland

Well	Top of Casing	Date	Depth to Water	Corrected Elevation	Benzene	Toluene	Ethylbenzene	Total Xylenes	MTBE	TBA	TAME	TPH-GRO
HW-2 Continued		11/5/09	Dry	Dry	--	--	--	--	--	--	--	--
		12/23/09	Dry	Dry	--	--	--	--	--	--	--	--
		1/12/2010 *	Dry	Dry	--	--	--	--	--	--	--	--
		2/18/2010 *	NG	--	--	--	--	--	--	--	--	--
		3/10/10	Dry	Dry	--	--	--	--	--	--	--	--
		4/8/2010*	Dry	Dry	--	--	--	--	--	--	--	--
		5/21/2010*	Dry	Dry	--	--	--	--	--	--	--	--
		6/7/10	NG	--	--	--	--	--	--	--	--	--
		7/13/10	NG	--	--	--	--	--	--	--	--	--
		7/31/2010 *	NG	--	--	--	--	--	--	--	--	--
		8/16/2010*	NG	--	--	--	--	--	--	--	--	--
		9/20/10	Dry	Dry	--	--	--	--	--	--	--	--
		10/26/2010*	NG	--	--	--	--	--	--	--	--	--
		11/23/10	NG	--	--	--	--	--	--	--	--	--
		12/20/10	NG	--	--	--	--	--	--	--	--	--
		2/3/11	NG	--	--	--	--	--	--	--	--	--
		3/22/11	NG	--	--	--	--	--	--	--	--	--
		4/26/11	Dry	Dry	--	--	--	--	--	--	--	--
		5/25/11	Dry	Dry	--	--	--	--	--	--	--	--
		6/29/11	Dry	Dry	--	--	--	--	--	--	--	--
		7/28/11	Dry	Dry	--	--	--	--	--	--	--	--
		8/2/11	Dry	Dry	--	--	--	--	--	--	--	--
		9/22/11	Dry	Dry	--	--	--	--	--	--	--	--
		10/6/11	Dry	Dry	--	--	--	--	--	--	--	--
		11/3/11	Dry	Dry	--	--	--	--	--	--	--	--
		12/8/11	Dry	Dry	--	--	--	--	--	--	--	--
		3/1/12	Dry	Dry	--	--	--	--	--	--	--	--
		6/5/12	Dry	Dry	--	--	--	--	--	--	--	--
		8/23/12	Dry	Dry	--	--	--	--	--	--	--	--
		12/6/12	Dry	Dry	--	--	--	--	--	--	--	--
	3/11/13	Dry	Dry	--	--	--	--	--	--	--	--	
	6/6/13	Dry	Dry	--	--	--	--	--	--	--	--	
	9/12/13	Dry	Dry	--	--	--	--	--	--	--	--	
	12/18/13	Dry	Dry	--	--	--	--	--	--	--	--	
	3/19/14	Dry	Dry	--	--	--	--	--	--	--	--	
	6/16/14	Dry	Dry	--	--	--	--	--	--	--	--	
Abandoned on June 30, 2014												

**Table 1**  
**Monitoring Well Water Table Elevation and Analytical Data**  
 7-Eleven Store No. 22281  
 Fallston, Maryland

Well	Top of Casing	Date	Depth to Water	Corrected Elevation	Benzene	Toluene	Ethylbenzene	Total Xylenes	MTBE	TBA	TAME	TPH-GRO	
HW-3 Installed- 10/89 Well Depth: 19.5' Screen: 3'-19.5' 4" diameter	85.01	1/29/07	12.40	72.61	--	--	--	--	--	--	--	--	
		2/20/07	12.57	72.44	--	--	--	--	--	--	--	--	
		3/28/07	NG	NG	NS	NS	NS	NS	NS	NS	NS	NS	
		4/12/07	12.22	72.79	--	--	--	--	--	--	--	--	--
		5/14/07	12.11	72.90	--	--	--	--	--	--	--	--	--
		6/22/07	12.97	72.04	4	ND@1	ND@1	3	5800	440	380	900	900
		7/30/07	12.61	72.40	--	--	--	--	--	--	--	--	--
		8/23/07	13.05	71.96	--	--	--	--	--	--	--	--	--
		9/25/07	14.30	70.71	6	ND@1	ND@1	4	E 7,200	E 730	E 660	1600	1600
		10/15/07	14.33	70.68	--	--	--	--	--	--	--	--	--
		11/26/07	14.19	70.82	--	--	--	--	--	--	--	--	--
		12/14/07	13.65	71.36	4	ND@1	ND@1	2	E 6,300	E 470	E600	1100	1100
		1/29/08	13.54	71.47	--	--	--	--	--	--	--	--	--
		2/18/08	13.90	71.11	--	--	--	--	--	--	--	--	--
		3/14/08	12.97	72.04	ND@50	ND@50	ND@50	ND@350	7100	ND@500	ND@500	9000	9000
		4/15/08	12.61	72.40	--	--	--	--	--	--	--	--	--
		5/20/08	12.41	72.60	--	--	--	--	--	--	--	--	--
		6/18/08	12.92	72.09	ND@50	ND@50	ND@50	ND@350	7700	ND@1000	ND@500	1500	1500
		7/22/08	13.31	71.70	--	--	--	--	--	--	--	--	--
		8/20/08	13.96	71.05	--	--	--	--	--	--	--	--	--
		9/3/08	14.16	70.85	5	ND@1	ND@1	3	6500	E 750	E 750	3100	3100
		10/30/08 *	14.18	70.83	--	--	--	--	--	--	--	--	--
		11/10/08	14.16	70.85	--	--	--	--	--	--	--	--	--
		11/24/08 *	14.12	70.89	--	--	--	--	--	--	--	--	--
		12/12/08 *	NG	NG	--	--	--	--	--	--	--	--	--
		12/22/08	13.59	71.42	--	--	--	--	--	--	--	--	--
		1/19/09*	13.59	71.42	--	--	--	--	--	--	--	--	--
		2/16/09*	13.90	71.11	--	--	--	--	--	--	--	--	--
		3/24/09	14.12	70.89	2	ND@1	ND@1	1	9000	790	660	1500	1500
		4/30/09 *	13.28	71.73	--	--	--	--	--	--	--	--	--
		6/8/09	12.94	72.07	2	ND@1	ND@1	ND@3	7000	490	600	2500	2500
		7/7/09	13.02	71.99	--	--	--	--	--	--	--	--	--
8/31/09	13.65	71.36	--	--	--	--	--	--	--	--	--		
9/27/09	13.28	71.73	1	ND@1	ND@1	ND@3	6600	380	510	10000	10000		
10/29/09	12.81	72.20	--	--	--	--	--	--	--	--	--		
11/5/09	12.54	72.47	--	--	--	--	--	--	--	--	--		
12/23/09	12.03	72.98	ND@1	ND@1	ND@1	ND@3	3800	230	310	4700	4700		
1/12/2010 *	NG	NG	--	--	--	--	--	--	--	--	--		
2/18/2010 *	NG	NG	--	--	--	--	--	--	--	--	--		
3/10/10	11.03	73.98	ND@1	ND@1	ND@1	ND@3	3400	880	240	4300	4300		
4/8/2010*	10.75	74.26	--	--	--	--	--	--	--	--	--		



**Table 1**  
**Monitoring Well Water Table Elevation and Analytical Data**  
7-Eleven Store No. 22281  
Fallston, Maryland

Well	Top of Casing	Date	Depth to Water	Corrected Elevation	Benzene	Toluene	Ethylbenzene	Total Xylenes	MTBE	TBA	TAME	TPH-GRO	
HW-3 Continued		5/21/2010*	11.82	73.19	--	--	--	--	--	--	--	--	
		6/7/10	12.22	72.79	ND@1	ND@1	ND@1	ND@3	1400	370	110	1400	
		7/13/10	13.01	72.00	--	--	--	--	--	--	--	--	
		7/31/2010 *	13.24	71.77	--	--	--	--	--	--	--	--	
		8/16/2010*	13.55	71.46	--	--	--	--	--	--	--	--	
		9/20/10	14.04	70.97	ND@1	ND@1	ND@1	ND@3	490	54	34	590	
		10/26/2010*	13.23	71.78	--	--	--	--	--	--	--	--	
		11/23/2010*	13.56	71.45	--	--	--	--	--	--	--	--	
		12/20/10	13.60	71.41	ND@1	ND@1	ND@1	ND@3	6500	1200	440	7400	
		2/3/11	NG	--	--	--	--	--	--	--	--	--	
		3/22/11	NG	--	--	ND@1	ND@1	ND@1	ND@3	4500	1400	290	4200
		4/26/11	11.59	73.42	--	--	--	--	--	--	--	--	
		5/25/11	11.68	73.33	--	--	--	--	--	--	--	--	
		6/29/11	12.63	72.38	ND@5	ND@5	ND@5	ND@15	5600	1000	330	7300	
		7/28/11	13.35	71.66	--	--	--	--	--	--	--	--	
		8/2/11	13.65	71.36	--	--	--	--	--	--	--	--	
		9/22/11	12.26	72.75	ND@20	ND@20	ND@20	ND@60	3200	940	ND@200	2700	
		10/6/11	11.78	73.23	--	--	--	--	--	--	--	--	
		11/3/11	12.14	72.87	--	--	--	--	--	--	--	--	
		12/8/11	12.00	73.01	ND@1	ND@1	ND@1	ND@3	3100	1100	170	2800	
		3/1/12	NG	--	--	--	--	--	--	--	--	--	
		6/5/12	13.31	71.70	ND@1	ND@1	ND@1	ND@3	3600	1200	210	3900	
		8/23/12	14.09	70.92	--	--	--	--	--	--	--	--	
		12/6/12	13.54	71.47	ND@1	ND@1	ND@1	ND@3	940	460	49	960	
		3/11/13	12.93	72.08	ND@1	ND@1	ND@1	ND@3	500	190	24	510	
		6/6/13	13.12	71.89	ND@1	ND@1	ND@1	ND@3	1100	450	52	1200	
		9/12/13	13.16	71.85	ND@1	ND@1	ND@1	ND@3	1000	950	38	810	
		12/18/13	12.57	72.44	ND@1	ND@1	ND@1	ND@3	620	480	21	440	
		3/19/14	12.32	72.69	ND@0.5	ND@0.7	ND@0.8	ND@1.6	490	570	21	570	
		6/16/14	11.53	73.48	ND@0.5	ND@0.5	ND@0.5	ND@1	280	470	11	220	
		9/26/14	13.60	71.41	ND@0.5	ND@0.5	ND@0.5	ND@1	450	650	17	530	
		12/8/14	13.43	71.58	ND@0.5	ND@0.5	ND@0.5	ND@1	460	650	21	440	
		3/24/15	12.90	72.11	ND@1	ND@1	ND@1	ND@2	239	369	9.75	212	
	6/23/15	12.81	72.20	ND@1	ND@1	ND@1	ND@2	222	307	8.17	ND@100		
	9/22/15	13.70	71.31	ND@1	ND@1	ND@1	ND@2	403	698	16.2	466		
	12/21/15	13.68	71.33	ND@1	ND@1	ND@1	ND@2	144	167	5.14	117		
	3/9/16	11.98	73.03	ND@1	ND@1	ND@1	ND@2	89.7	91.8	3.76	107		
	6/8/16	13.22	71.79	ND@1	ND@1	ND@1	ND@2	93.4	80.3	3.25	104		
	9/19/16	14.52	70.49	--	--	--	--	--	--	--	--		
	12/5/16	14.93	70.08	ND@1	ND@1	ND@1	ND@2	134	50.9	5.83	158		

**Table 1**  
**Monitoring Well Water Table Elevation and Analytical Data**  
 7-Eleven Store No. 22281  
 Fallston, Maryland

Well	Top of Casing	Date	Depth to Water	Corrected Elevation	Benzene	Toluene	Ethylbenzene	Total Xylenes	MTBE	TBA	TAME	TPH-GRO
HW-3 Continued		3/13/17	14.82	70.19	ND@1	ND@1	ND@1	ND@3	105	NA	NA	138
		6/28/17	14.22	70.79	ND@1	ND@1	ND@1	ND@3	86.9	30.8	2.99	ND@100
		9/19/17	14.15	70.86	ND@1	ND@1	ND@1	ND@3	67.6	ND@10	2.16	ND@100
		12/19/17	15.00	70.01	ND@1	ND@1	ND@1	ND@3	104	ND@10	3.34	ND@100
		3/8/18	14.12	70.89	ND@1	ND@1	ND@1	ND@3	61.3	ND@10	2.14	ND@100
		6/27/18	12.41	72.60	ND@1	ND@1	ND@1	ND@3	39	ND@10	1.26	ND@100
		9/12/18	11.99	73.02	ND@1	ND@1	ND@1	ND@3	26.2	ND@10	1.26	ND@100
		12/26/18	10.88	74.13	ND@1	ND@1	ND@1	ND@3	6.25	ND@10	ND@1	ND@100
		3/14/19	10.86	74.15	ND@1	ND@1	ND@1	ND@3	13.9	ND@10	ND@1	ND@100
		6/26/19	12.38	72.63	ND@1	ND@1	ND@1	ND@3	18.4	ND@10	ND@1	25.8
		9/17/19	14.01	71.00	ND@1	ND@1	ND@1	ND@10	15.9	ND@10	ND@1	ND@47
		12/27/19	13.77	71.24	ND@1	ND@1	ND@1	ND@10	10.9	ND@10	ND@1	ND@47
		3/26/20	13.69	71.32	ND@1	ND@1	ND@1	ND@10	4.99	ND@10	ND@1	ND@47
		6/23/20	13.64	71.37	ND@1	ND@1	ND@1	ND@10	6.03	ND@10*	ND@1	ND@47 H
		9/29/20	14.33	70.68	ND@1	ND@1	ND@1	ND@10	6.4	ND@10	ND@1	NA

**Table 1**  
**Monitoring Well Water Table Elevation and Analytical Data**  
 7-Eleven Store No. 22281  
 Fallston, Maryland

Well	Top of Casing	Date	Depth to Water	Corrected Elevation	Benzene	Toluene	Ethylbenzene	Total Xylenes	MTBE	TBA	TAME	TPH-GRO
TF-1	NA	11/5/09	DRY	NA	--	--	--	--	--	--	--	--
		12/23/09	DRY	NA	--	--	--	--	--	--	--	--
		1/12/10	DRY	NA	--	--	--	--	--	--	--	--
		2/18/10	DRY	NA	--	--	--	--	--	--	--	--
		3/10/10	DRY	NA	--	--	--	--	--	--	--	--
		4/8/10	DRY	NA	--	--	--	--	--	--	--	--
		5/21/10	DRY	NA	--	--	--	--	--	--	--	--
		6/7/10	DRY	NA	--	--	--	--	--	--	--	--
		9/20/10	DRY	NA	--	--	--	--	--	--	--	--
		12/20/10	DRY	NA	--	--	--	--	--	--	--	--
		2/3/11	DRY	NA	--	--	--	--	--	--	--	--
		3/22/11	DRY	NA	--	--	--	--	--	--	--	--
		6/29/11	NG	NA	--	--	--	--	--	--	--	--
		2/3/11	DRY	NA	--	--	--	--	--	--	--	--
		3/22/11	DRY	NA	--	--	--	--	--	--	--	--
		6/29/11	NG	NA	--	--	--	--	--	--	--	--
		9/22/11	DRY	NA	--	--	--	--	--	--	--	--
		12/8/11	NG	NA	--	--	--	--	--	--	--	--
		3/1/12	NG	NA	--	--	--	--	--	--	--	--
		8/23/12	NG	NA	--	--	--	--	--	--	--	--
		12/6/12	NG	NA	--	--	--	--	--	--	--	--
		3/11/13	DRY	DRY	--	--	--	--	--	--	--	--
		6/6/13	DRY	DRY	--	--	--	--	--	--	--	--
		9/12/13	DRY	DRY	--	--	--	--	--	--	--	--
		12/18/13	DRY	DRY	--	--	--	--	--	--	--	--
		3/19/14	DRY	DRY	--	--	--	--	--	--	--	--
		6/16/14	DRY	DRY	--	--	--	--	--	--	--	--
		9/26/14	DRY	DRY	--	--	--	--	--	--	--	--
		12/8/14	DRY	DRY	--	--	--	--	--	--	--	--
		3/24/15	DRY	DRY	--	--	--	--	--	--	--	--
		6/23/15	DRY	DRY	--	--	--	--	--	--	--	--
		9/22/15	DRY	DRY	--	--	--	--	--	--	--	--
12/21/15	DRY	DRY	--	--	--	--	--	--	--	--		
3/9/16	DRY	DRY	--	--	--	--	--	--	--	--		
3/8/16	LOCKED	-	--	--	--	--	--	--	--	--		
9/19/16	LOCKED	-	--	--	--	--	--	--	--	--		
12/5/16	LOCKED	-	--	--	--	--	--	--	--	--		
3/13/17	LOCKED	-	--	--	--	--	--	--	--	--		
6/28/17	LOCKED	-	--	--	--	--	--	--	--	--		

**Table 1**  
**Monitoring Well Water Table Elevation and Analytical Data**  
 7-Eleven Store No. 22281  
 Fallston, Maryland

Well	Top of Casing	Date	Depth to Water	Corrected Elevation	Benzene	Toluene	Ethylbenzene	Total Xylenes	MTBE	TBA	TAME	TPH-GRO
<b>TF-1 Continued</b>		9/19/17	DRY	DRY	--	--	--	--	--	--	--	--
		12/19/17	DRY	DRY	--	--	--	--	--	--	--	--
		3/8/18	DRY	DRY	--	--	--	--	--	--	--	--
		6/27/18	DRY	DRY	--	--	--	--	--	--	--	--
		9/12/18	DRY	DRY	--	--	--	--	--	--	--	--
		12/26/18	DRY	DRY	--	--	--	--	--	--	--	--
		3/14/19	DRY	DRY	--	--	--	--	--	--	--	--
		6/26/19	DRY	DRY	--	--	--	--	--	--	--	--
		9/17/19	DRY	DRY	--	--	--	--	--	--	--	--
		12/27/19	DRY	DRY	--	--	--	--	--	--	--	--
		3/26/20	DRY	DRY	--	--	--	--	--	--	--	--
		6/23/20	DRY	DRY	--	--	--	--	--	--	--	--
		9/29/20	DRY	DRY	--	--	--	--	--	--	--	--

**Table 1**  
**Monitoring Well Water Table Elevation and Analytical Data**  
 7-Eleven Store No. 22281  
 Fallston, Maryland

Well	Top of Casing	Date	Depth to Water	Corrected Elevation	Benzene	Toluene	Ethylbenzene	Total Xylenes	MTBE	TBA	TAME	TPH-GRO
TF-2	NA	11/5/09		NA	--	--	--	--	--	--	--	--
		12/23/09	DRY	NA	--	--	--	--	--	--	--	--
		1/12/10	DRY	NA	--	--	--	--	--	--	--	--
		2/18/10	DRY	NA	--	--	--	--	--	--	--	--
		3/10/10	DRY	NA	--	--	--	--	--	--	--	--
		4/8/10	DRY	NA	--	--	--	--	--	--	--	--
		5/21/10	DRY	NA	--	--	--	--	--	--	--	--
		6/7/10	DRY	NA	--	--	--	--	--	--	--	--
		9/20/10	DRY	NA	--	--	--	--	--	--	--	--
		12/20/10	DRY	NA	--	--	--	--	--	--	--	--
		2/3/11	NG	NA	--	--	--	--	--	--	--	--
		3/22/11	NG	NA	--	--	--	--	--	--	--	--
		6/29/11	NG	NA	--	--	--	--	--	--	--	--
		9/22/11	NG	NA	--	--	--	--	--	--	--	--
		12/8/11	NG	NA	--	--	--	--	--	--	--	--
		3/1/12	NG	NA	--	--	--	--	--	--	--	--
		6/5/12	NG	NA	--	--	--	--	--	--	--	--
		8/23/12	NG	NA	--	--	--	--	--	--	--	--
		12/6/12	NG	NA	--	--	--	--	--	--	--	--
		3/11/13	DRY	DRY	--	--	--	--	--	--	--	--
		6/6/13	DRY	DRY	--	--	--	--	--	--	--	--
		9/12/13	DRY	DRY	--	--	--	--	--	--	--	--
		12/18/13	DRY	DRY	--	--	--	--	--	--	--	--
		3/19/14	DRY	DRY	--	--	--	--	--	--	--	--
		6/16/14	DRY	DRY	--	--	--	--	--	--	--	--
		9/26/14	DRY	DRY	--	--	--	--	--	--	--	--
		12/8/14	DRY	DRY	--	--	--	--	--	--	--	--
		3/24/15	DRY	DRY	--	--	--	--	--	--	--	--
		6/23/15	DRY	DRY	--	--	--	--	--	--	--	--
		9/22/15	DRY	DRY	--	--	--	--	--	--	--	--
		12/21/15	14.01	-	--	--	--	--	--	--	--	--
		3/9/16	DRY	DRY	--	--	--	--	--	--	--	--
		6/8/16	DRY	DRY	--	--	--	--	--	--	--	--
		9/19/16	DRY	DRY	--	--	--	--	--	--	--	--
		12/5/16	DRY	DRY	--	--	--	--	--	--	--	--
		3/13/17	DRY	DRY	--	--	--	--	--	--	--	--
		6/28/17	14.35	-	--	--	--	--	--	--	--	--
		9/19/17	DRY	DRY	--	--	--	--	--	--	--	--
		12/19/17	DRY	DRY	--	--	--	--	--	--	--	--
		3/8/18	13.04	-	--	--	--	--	--	--	--	--
6/27/18	13.29	-	--	--	--	--	--	--	--	--		
9/12/18	14.23	-	--	--	--	--	--	--	--	--		
12/26/18	14.30	-	--	--	--	--	--	--	--	--		
3/14/19	14.12	-	--	--	--	--	--	--	--	--		
6/26/19	14.21	-	--	--	--	--	--	--	--	--		
9/17/19	14.30	-	--	--	--	--	--	--	--	--		
12/27/19	14.37	-	--	--	--	--	--	--	--	--		
3/26/20	14.25	-	--	--	--	--	--	--	--	--		
6/23/20	14.38	-	--	--	--	--	--	--	--	--		
9/29/20	14.39	-	--	--	--	--	--	--	--	--		

**Table 1**  
**Monitoring Well Water Table Elevation and Analytical Data**  
7-Eleven Store No. 22281  
Fallston, Maryland

Well	Top of Casing	Date	Depth to Water	Corrected Elevation	Benzene	Toluene	Ethylbenzene	Total Xylenes	MTBE	TBA	TAME	TPH-GRO	
TF-3	NA	11/5/09	DRY	NA	--	--	--	--	--	--	--	--	
		12/23/09	DRY	NA	--	--	--	--	--	--	--	--	
		1/12/10	DRY	NA	--	--	--	--	--	--	--	--	
		2/18/10	DRY	NA	--	--	--	--	--	--	--	--	
		3/10/10	DRY	NA	--	--	--	--	--	--	--	--	
		4/8/10	DRY	NA	--	--	--	--	--	--	--	--	
		5/21/10	DRY	NA	--	--	--	--	--	--	--	--	
		6/7/10	DRY	NA	--	--	--	--	--	--	--	--	
		9/20/10	DRY	NA	--	--	--	--	--	--	--	--	
		12/20/10	DRY	NA	--	--	--	--	--	--	--	--	
		2/3/11	DRY	NA	--	--	--	--	--	--	--	--	
		3/22/11	DRY	NA	--	--	--	--	--	--	--	--	
		6/29/11	NG	NA	--	--	--	--	--	--	--	--	
		9/22/11	DRY	NA	--	--	--	--	--	--	--	--	
		12/8/11	NG	NA	--	--	--	--	--	--	--	--	
		3/1/12	NG	NA	--	--	--	--	--	--	--	--	
		6/5/12	NG	NA	--	--	--	--	--	--	--	--	
		8/23/12	NG	NA	--	--	--	--	--	--	--	--	
		12/6/12	NG	NA	--	--	--	--	--	--	--	--	
		3/11/13	DRY	DRY	--	--	--	--	--	--	--	--	
		6/6/13	DRY	DRY	--	--	--	--	--	--	--	--	
		9/12/13	DRY	DRY	--	--	--	--	--	--	--	--	
		12/18/13	DRY	DRY	--	--	--	--	--	--	--	--	
		3/19/14	DRY	DRY	--	--	--	--	--	--	--	--	
		6/16/14	DRY	DRY	--	--	--	--	--	--	--	--	
		9/26/14	DRY	DRY	--	--	--	--	--	--	--	--	
		12/8/14	DRY	DRY	--	--	--	--	--	--	--	--	
		3/24/15	DRY	DRY	--	--	--	--	--	--	--	--	
		6/23/15	DRY	DRY	--	--	--	--	--	--	--	--	
		9/22/15	DRY	DRY	--	--	--	--	--	--	--	--	
		12/21/15	DRY	DRY	--	--	--	--	--	--	--	--	
		3/9/16	DRY	DRY	--	--	--	--	--	--	--	--	
		6/8/16	LOCKED	-	--	--	--	--	--	--	--	--	--
		9/19/16	DRY	DRY	--	--	--	--	--	--	--	--	--
		12/5/16	DRY	DRY	--	--	--	--	--	--	--	--	--
		3/13/17	DRY	DRY	--	--	--	--	--	--	--	--	--
		6/28/17	14.65	-	--	--	--	--	--	--	--	--	--
		9/19/17	DRY	DRY	--	--	--	--	--	--	--	--	--
		12/19/17	DRY	DRY	--	--	--	--	--	--	--	--	--
		3/8/18	13.01	-	--	--	--	--	--	--	--	--	--
6/27/18	14.72	-	--	--	--	--	--	--	--	--	--		
9/12/18	14.09	-	--	--	--	--	--	--	--	--	--		
12/26/18	14.41	-	--	--	--	--	--	--	--	--	--		
3/14/19	14.47	-	--	--	--	--	--	--	--	--	--		
6/26/19	14.45	-	--	--	--	--	--	--	--	--	--		
9/17/19	14.44	-	--	--	--	--	--	--	--	--	--		
12/27/19	14.48	-	--	--	--	--	--	--	--	--	--		
3/26/20	14.46	-	--	--	--	--	--	--	--	--	--		
6/23/20	14.48	-	--	--	--	--	--	--	--	--	--		
9/29/20	14.47	-	--	--	--	--	--	--	--	--	--		

**Table 1**  
**Monitoring Well Water Table Elevation and Analytical Data**  
 7-Eleven Store No. 22281  
 Fallston, Maryland

Well	Top of Casing	Date	Depth to Water	Corrected Elevation	Benzene	Toluene	Ethylbenzene	Total Xylenes	MTBE	TBA	TAME	TPH-GRO
TF-4	NA	11/5/09	DRY	NA	--	--	--	--	--	--	--	--
		12/23/09	DRY	NA	--	--	--	--	--	--	--	--
		1/12/10	DRY	NA	--	--	--	--	--	--	--	--
		2/18/10	DRY	NA	--	--	--	--	--	--	--	--
		3/10/10	DRY	NA	--	--	--	--	--	--	--	--
		4/8/10	DRY	NA	--	--	--	--	--	--	--	--
		5/21/10	DRY	NA	--	--	--	--	--	--	--	--
		6/7/10	DRY	NA	--	--	--	--	--	--	--	--
		9/20/10	DRY	NA	--	--	--	--	--	--	--	--
		12/20/10	DRY	NA	--	--	--	--	--	--	--	--
		2/3/11	NG	NA	--	--	--	--	--	--	--	--
		3/22/11	NG	NA	--	--	--	--	--	--	--	--
		6/29/11	NG	NA	--	--	--	--	--	--	--	--
		9/22/11	NG	NA	--	--	--	--	--	--	--	--
		12/8/11	NG	NA	--	--	--	--	--	--	--	--
		3/1/12	NG	NA	--	--	--	--	--	--	--	--
		6/5/12	NG	NA	--	--	--	--	--	--	--	--
		8/23/12	NG	NA	--	--	--	--	--	--	--	--
		12/6/12	NG	NA	--	--	--	--	--	--	--	--
		3/11/13	DRY	DRY	--	--	--	--	--	--	--	--
		6/6/13	DRY	DRY	--	--	--	--	--	--	--	--
		9/12/13	DRY	DRY	--	--	--	--	--	--	--	--
		12/18/13	DRY	DRY	--	--	--	--	--	--	--	--
		3/19/14	DRY	DRY	--	--	--	--	--	--	--	--
		6/16/14	DRY	DRY	--	--	--	--	--	--	--	--
		9/26/14	DRY	DRY	--	--	--	--	--	--	--	--
		12/8/14	DRY	DRY	--	--	--	--	--	--	--	--
		3/24/15	DRY	DRY	--	--	--	--	--	--	--	--
		6/23/15	DRY	DRY	--	--	--	--	--	--	--	--
		9/22/15	DRY	DRY	--	--	--	--	--	--	--	--
		12/21/15	DRY	DRY	--	--	--	--	--	--	--	--
		3/9/16	DRY	DRY	--	--	--	--	--	--	--	--
6/8/16	LOCKED	-	--	--	--	--	--	--	--	--		
9/19/16	LOCKED	-	--	--	--	--	--	--	--	--		
12/5/16	DRY	DRY	--	--	--	--	--	--	--	--		
3/13/17	DRY	DRY	--	--	--	--	--	--	--	--		
6/28/17	DRY	DRY	--	--	--	--	--	--	--	--		
9/19/17	DRY	DRY	--	--	--	--	--	--	--	--		
12/19/17	DRY	DRY	--	--	--	--	--	--	--	--		
3/8/18	DRY	DRY	--	--	--	--	--	--	--	--		

**Table 1**  
**Monitoring Well Water Table Elevation and Analytical Data**  
 7-Eleven Store No. 22281  
 Fallston, Maryland

Well	Top of Casing	Date	Depth to Water	Corrected Elevation	Benzene	Toluene	Ethylbenzene	Total Xylenes	MTBE	TBA	TAME	TPH-GRO
<b>TF-4 Continued</b>		6/27/18	14.87	-	--	--	--	--	--	--	--	--
		9/12/18	DRY	DRY	--	--	--	--	--	--	--	--
		12/26/18	DRY	DRY	--	--	--	--	--	--	--	--
		3/14/19	DRY	DRY	--	--	--	--	--	--	--	--
		6/26/19	DRY	DRY	--	--	--	--	--	--	--	--
		9/17/19	DRY	DRY	--	--	--	--	--	--	--	--
		12/27/19	DRY	DRY	--	--	--	--	--	--	--	--
		3/26/20	DRY	DRY	--	--	--	--	--	--	--	--
		6/23/20	DRY	DRY	--	--	--	--	--	--	--	--
		9/19/20	DRY	DRY	--	--	--	--	--	--	--	--
* Gauged as part of the Bio-injection Pilot Testing		H - sample was prepped or analyzed beyond the specified holding time										
NG = Not Gauged; well inaccessible												



**Table 2**  
**Monitoring Well Groundwater Analytical Results**  
7-Eleven Store No. 22281  
Fallston, Maryland

Sample ID	Date	Benzene (µg/L)	Toluene (µg/L)	Ethylbenzene (µg/L)	Xylenes (µg/L)	BTEX (µg/L)	MTBE (µg/L)	TBA (µg/L)	TAME (µg/L)	TPH-GRO (µg/L)
MW-1A	7/26/05	ND@1	ND@1	ND@1	ND@3	ND	ND@1	ND@25	ND@25	ND@100
	11/22/05	ND@1	ND@1	ND@1	ND@3	ND	ND@1	ND@25	ND@25	NA
	3/16/06	ND@1	ND@1	ND@1	ND@3	ND	ND@1	ND@25	ND@25	ND@100
	6/30/06	ND@1	ND@1	ND@1	ND@3	ND	ND@1	ND@25	ND@25	ND@100
	9/12/06	ND@1	ND@1	ND@1	ND@3	ND	ND@1	ND@25	ND@25	ND@100
	12/7/06	ND@1	ND@1	ND@1	ND@3	ND	1	ND@10	ND@10	ND@100
	3/28/07	ND@1	ND@1	ND@1	ND@3	ND	2	ND@10	ND@10	ND@100
	6/22/07	ND@1	ND@1	ND@1	ND@3	ND	1	ND@10	ND@10	ND@100
	9/25/07	ND@1	ND@1	ND@1	ND@3	ND	2	ND@10	ND@10	ND@100
	12/14/07	ND@1	ND@1	ND@1	ND@3	ND	ND@1	ND@10	ND@10	ND@100
	3/14/08	ND@1	ND@1	ND@1	ND@3	ND	2	ND@10	ND@10	ND@100
	6/18/08	ND@1	ND@1	ND@1	ND@3	ND	3	ND@20	ND@10	ND@100
	9/3/08	ND@1	ND@1	ND@1	ND@3	ND	1	ND@20	ND@10	ND@100
	12/23/08	ND@1	ND@1	ND@1	ND@3	ND	2	ND@20	ND@10	ND@100
	3/24/09	ND@1	ND@1	ND@1	ND@3	ND	1	ND@20	ND@10	ND@100
	6/8/09	ND@1	ND@1	ND@1	ND@3	ND	ND@1	ND@20	ND@10	ND@100
	9/27/09	ND@1	ND@1	ND@1	ND@3	ND	2	ND@20	ND@10	ND@100
	12/23/09	ND@1	ND@1	ND@1	ND@3	ND	1	ND@20	ND@10	ND@100
	3/10/10	ND@1	ND@1	ND@1	ND@3	ND	1	ND@20	ND@10	ND@100
	6/7/10	ND@1	ND@1	ND@1	ND@3	ND	ND@1	ND@20	ND@10	ND@100
	9/20/10	ND@1	ND@1	ND@1	ND@3	ND	ND@1	ND@20	ND@10	ND@100
	12/20/10	ND@1	ND@1	ND@1	ND@3	ND	1	ND@20	ND@10	ND@100
	3/22/11	ND@1	ND@1	ND@1	ND@3	ND	1	ND@20	ND@10	ND@100
	6/29/11	ND@1	ND@1	ND@1	ND@3	ND	ND@1	ND@20	ND@10	ND@100
	9/22/11	ND@1	ND@1	ND@1	ND@3	ND	ND@1	ND@20	ND@10	ND@100
	12/8/11	ND@1	ND@1	ND@1	ND@3	ND	ND@1	ND@20	ND@10	ND@100
	3/1/12	ND@1	ND@1	ND@1	ND@3	ND	ND@1	ND@20	ND@10	ND@100
	6/5/12	ND@1	ND@1	ND@1	ND@3	ND	ND@1	ND@20	ND@10	ND@100
	9/12/12	ND@1	ND@1	ND@1	ND@3	ND	ND@1	ND@20	ND@10	ND@100
	12/6/12	ND@1	ND@1	ND@1	ND@3	ND	ND@1	ND@20	ND@10	ND@100
3/11/13	ND@1	ND@1	ND@1	ND@3	ND	ND@1	ND@20	ND@10	ND@100	
6/6/13	ND@1	ND@1	ND@1	ND@3	ND	ND@1	ND@20	ND@10	ND@100	
9/12/13	ND@1	ND@1	ND@1	ND@3	ND	ND@1	ND@20	ND@10	ND@100	
12/18/13	ND@1	ND@1	ND@1	ND@3	ND	ND@1	ND@20	ND@10	ND@100	
3/19/2014	ND@0.5	ND@0.7	ND@0.8	ND@1.6	ND	0	ND@10	ND@0.8	0	
6/16/2014	ND@0.5	ND@0.5	ND@0.5	ND@1	ND	0	ND@5	ND@0.5	0	

**Table 2**  
**Monitoring Well Groundwater Analytical Results**  
 7-Eleven Store No. 22281  
 Fallston, Maryland

Sample ID	Date	Benzene (µg/L)	Toluene (µg/L)	Ethyl-benzene (µg/L)	Xylenes (µg/L)	BTEX (µg/L)	MTBE (µg/L)	TBA (µg/L)	TAME (µg/L)	TPH-GRO (µg/L)
MW-1A Continued	9/26/2014	ND@0.5	ND@0.5	ND@0.5	ND@1	ND	0	ND@5	ND@0.5	0
	12/8/14	ND@0.5	ND@0.5	ND@0.5	ND@1	ND	0	ND@5	ND@0.5	0
	3/24/15	ND@1	ND@1	ND@1	ND@2	ND	ND@1	ND@10	ND@1	ND@100
	6/23/15	Not Sampled								
	9/22/15	Not Sampled								
	12/21/15	Not Sampled								
	3/9/16	ND@1	ND@1	ND@1	ND@2	ND	ND@1	ND@10	ND@1	ND@100
	6/8/16	Not Sampled								
	9/21/16	Not Sampled								
	12/5/16	Not Sampled								
	3/13/17	ND@1	ND@1	ND@1	ND@2	ND	ND@1	NA	NA	ND@100
	6/28/17	Not Sampled - Paved Over								
	9/19/17	Not Sampled								
	12/19/17	Not Sampled								
	3/8/18	ND@1	ND@1	ND@1	ND@3	ND	ND@1	ND@10	ND@1	ND@100
	6/27/18	Not Sampled								
	9/12/18	Not Sampled								
	12/26/18	Not Sampled								
	3/14/19	ND@1	ND@1	ND@1	ND@3	ND	ND@1	ND@10	ND@1	<b>31.7</b>
	6/26/19	Not Sampled								
	9/17/19	Not Sampled								
	12/27/19	Not Sampled								
	3/26/20	ND@1	ND@1	ND@1	ND@10	ND	ND@1	ND@10	ND@1	ND@47
	6/23/20	Not Sampled								
	9/29/20	Not Sampled								

**Table 2**  
**Monitoring Well Groundwater Analytical Results**  
7-Eleven Store No. 22281  
Fallston, Maryland

Sample ID	Date	Benzene (µg/L)	Toluene (µg/L)	Ethylbenzene (µg/L)	Xylenes (µg/L)	BTEX (µg/L)	MTBE (µg/L)	TBA (µg/L)	TAME (µg/L)	TPH-GRO (µg/L)
MW-1B	7/26/05	ND@1	ND@1	ND@1	ND@3	ND	11	ND@25	ND@25	ND@100
	11/22/05	ND@1	ND@1	ND@1	ND@3	ND	12	ND@25	ND@25	NA
	3/16/06	ND@1	ND@1	ND@1	ND@3	ND	6	ND@25	ND@25	ND@100
	6/30/06	ND@1	ND@1	ND@1	ND@3	ND	3	ND@25	ND@25	ND@100
	9/12/06	ND@1	ND@1	ND@1	ND@3	ND	6	ND@25	ND@25	ND@100
	12/7/06	ND@1	ND@1	ND@1	ND@3	ND	6	ND@10	ND@10	ND@100
	3/28/07	ND@1	ND@1	ND@1	ND@3	ND	2	ND@10	ND@10	ND@100
	6/22/07	ND@1	ND@1	ND@1	ND@3	ND	2	ND@10	ND@10	ND@100
	9/25/07	ND@1	ND@1	ND@1	ND@3	ND	2	ND@10	ND@10	ND@100
	12/14/07	ND@1	ND@1	ND@1	ND@3	ND	2	ND@10	ND@10	ND@100
	3/14/08	ND@1	ND@1	ND@1	ND@3	ND	2	ND@10	ND@10	ND@100
	6/18/08	ND@1	ND@1	ND@1	ND@3	ND	ND@1	ND@20	ND@10	ND@100
	9/3/08	ND@1	ND@1	ND@1	ND@3	ND	1	ND@20	ND@10	ND@100
	12/23/08	ND@1	ND@1	ND@1	ND@3	ND	1	ND@20	ND@10	ND@100
	3/24/09	ND@1	ND@1	ND@1	ND@3	ND	2	ND@20	ND@10	ND@100
	6/8/09	ND@1	ND@1	ND@1	ND@3	ND	1	ND@20	ND@10	ND@100
	9/27/09	ND@1	ND@1	ND@1	ND@3	ND	1	ND@20	ND@10	ND@100
	12/23/09	ND@1	ND@1	ND@1	ND@3	ND	ND@1	ND@20	ND@10	ND@100
	3/10/10	ND@1	ND@1	ND@1	ND@3	ND	1	ND@20	ND@10	ND@100
	6/7/10	ND@1	ND@1	ND@1	ND@3	ND	ND@1	ND@20	ND@10	ND@100
	9/20/10	ND@1	ND@1	ND@1	ND@3	ND	ND@1	ND@20	ND@10	ND@100
	12/20/10	ND@1	ND@1	ND@1	ND@3	ND	1	ND@20	ND@10	ND@100
	3/22/11	ND@1	ND@1	ND@1	ND@3	ND	1	ND@20	ND@10	ND@100
	6/29/11	ND@1	ND@1	ND@1	ND@3	ND	ND@1	ND@20	ND@10	ND@100
	9/22/11	ND@1	ND@1	ND@1	ND@3	ND	ND@1	ND@20	ND@10	ND@100
	12/8/11	ND@1	ND@1	ND@1	ND@3	ND	ND@1	ND@20	ND@10	ND@100
	3/1/12	ND@1	ND@1	ND@1	ND@3	ND	ND@1	ND@20	ND@10	ND@100
	6/5/12	ND@1	ND@1	ND@1	ND@3	ND	ND@1	ND@20	ND@10	ND@100
	9/12/12	ND@1	ND@1	ND@1	ND@3	ND	ND@1	ND@20	ND@10	ND@100
	12/6/12	ND@1	ND@1	ND@1	ND@3	ND	ND@1	ND@20	ND@10	ND@100
3/11/13	ND@1	ND@1	ND@1	ND@3	ND	ND@1	ND@20	ND@10	ND@100	
6/6/13	ND@1	ND@1	ND@1	ND@3	ND	ND@1	ND@20	ND@10	ND@100	
9/12/13	ND@1	ND@1	ND@1	ND@3	ND	ND@1	ND@20	ND@10	ND@100	
12/18/13	ND@1	ND@1	ND@1	ND@3	ND	ND@1	ND@20	ND@10	ND@100	
3/19/14	ND@0.5	ND@0.7	ND@0.8	ND@1.6	ND	ND@0.5	ND@10	ND@0.8	ND@20	
6/16/14	Well abandoned on 6/30/14									

**Table 2**  
**Monitoring Well Groundwater Analytical Results**  
 7-Eleven Store No. 22281  
 Fallston, Maryland

Sample ID	Date	Benzene (µg/L)	Toluene (µg/L)	Ethylbenzene (µg/L)	Xylenes (µg/L)	BTEX (µg/L)	MTBE (µg/L)	TBA (µg/L)	TAME (µg/L)	TPH-GRO (µg/L)	
MW-2	7/26/05	ND@1	ND@1	ND@1	ND@3	ND	3	ND@25	ND@25	ND@100	
	11/22/05	ND@1	ND@1	ND@1	ND@3	ND	37	ND@25	ND@25	NA	
	3/16/06	ND@1	ND@1	ND@1	ND@3	ND	49	28	ND@25	ND@100	
	6/30/06	ND@1	ND@1	ND@1	ND@3	ND	52	ND@25	ND@25	ND@100	
	9/12/06	ND@1	ND@1	ND@1	ND@3	ND	31	ND@25	ND@25	ND@100	
	12/7/06	ND@1	ND@1	ND@1	ND@3	ND	27	ND@10	ND@10	ND@100	
	3/28/07	ND@1	ND@1	ND@1	ND@3	ND	12	ND@10	ND@10	ND@100	
	6/22/07	ND@1	ND@1	ND@1	ND@3	ND	9	ND@10	ND@10	ND@100	
	9/25/07	ND@1	ND@1	ND@1	ND@3	ND	5	ND@10	ND@10	ND@100	
	12/14/07	ND@1	ND@1	ND@1	ND@3	ND	ND@1	ND@10	ND@10	ND@100	
	3/14/08	ND@1	ND@1	ND@1	ND@3	ND	5	ND@10	ND@10	ND@100	
	6/18/08	ND@1	ND@1	ND@1	ND@3	ND	5	ND@20	ND@10	ND@100	
	9/3/08	ND@1	ND@1	ND@1	ND@3	ND	4	ND@20	ND@10	ND@100	
	12/23/08	ND@1	ND@1	ND@1	ND@3	ND	3	ND@20	ND@10	ND@100	
	3/24/09	ND@1	ND@1	ND@1	ND@3	ND	3	ND@20	ND@10	ND@100	
	6/8/09	ND@1	ND@1	ND@1	ND@3	ND	3	ND@20	ND@10	ND@100	
	9/27/09	ND@1	ND@1	ND@1	ND@3	ND	3	ND@20	ND@10	ND@100	
	12/23/09	Not Sampled									
	3/10/10	ND@1	ND@1	ND@1	ND@3	ND	2	ND@20	ND@10	ND@100	
	6/7/10	ND@1	ND@1	ND@1	ND@3	ND	2	ND@20	ND@10	ND@100	
	9/20/10	ND@1	ND@1	ND@1	ND@3	ND	2	ND@20	ND@10	ND@100	
	12/20/10	ND@1	ND@1	ND@1	ND@3	ND	2	ND@20	ND@10	ND@100	
	3/22/11	ND@1	ND@1	ND@1	ND@3	ND	2	ND@20	ND@10	ND@100	
	6/29/11	ND@1	ND@1	ND@1	ND@3	ND	2	ND@20	ND@10	ND@100	
	9/22/11	ND@1	ND@1	ND@1	ND@3	ND	ND@1	ND@20	ND@10	ND@100	
	12/8/11	ND@1	ND@1	ND@1	ND@3	ND	1.2	ND@20	ND@10	ND@100	
	3/1/12	ND@1	ND@1	ND@1	ND@3	ND	ND@1	ND@20	ND@10	ND@100	
	6/5/12	ND@1	ND@1	ND@1	ND@3	ND	ND@1	ND@20	ND@10	ND@100	
	9/12/12	ND@1	ND@1	ND@1	ND@3	ND	ND@1	ND@20	ND@10	ND@100	
	12/6/12	ND@1	ND@1	ND@1	ND@3	ND	ND@1	ND@20	ND@10	ND@100	
3/11/13	ND@1	ND@1	ND@1	ND@3	ND	ND@1	ND@20	ND@10	ND@100		
6/6/13	ND@1	ND@1	ND@1	ND@3	ND	ND@1	ND@20	ND@10	ND@100		
9/12/13	ND@1	ND@1	ND@1	ND@3	ND	ND@1	ND@20	ND@10	ND@100		
12/18/13	ND@1	ND@1	ND@1	ND@3	ND	ND@1	ND@20	ND@10	ND@100		
3/19/14	ND@0.5	ND@0.7	ND@0.8	ND@1.6	ND	ND@0.5	ND@10	ND@0.8	ND@20		
6/16/14	Well abandoned on 6/30/14										

**Table 2**  
**Monitoring Well Groundwater Analytical Results**  
7-Eleven Store No. 22281  
Fallston, Maryland

Sample ID	Date	Benzene (µg/L)	Toluene (µg/L)	Ethylbenzene (µg/L)	Xylenes (µg/L)	BTEX (µg/L)	MTBE (µg/L)	TBA (µg/L)	TAME (µg/L)	TPH-GRO (µg/L)
MW-3A	7/26/05	ND@1	ND@1	ND@1	ND@3	ND	2400	1700	110	2700
	11/22/05	ND@1	ND@1	ND@1	ND@3	ND	260	120	ND@25	NA
	3/16/06	ND@1	ND@1	ND@1	ND@3	ND	37	ND@25	ND@25	ND@100
	6/30/06	ND@1	ND@1	ND@1	ND@3	ND	3	ND@25	ND@25	ND@100
	9/12/06	ND@1	ND@1	ND@1	ND@3	ND	ND@1	ND@25	ND@25	ND@100
	12/7/06	ND@1	ND@1	ND@1	ND@3	ND	2	ND@10	ND@10	ND@100
	3/28/07	ND@1	ND@1	ND@1	ND@3	ND	ND@1	ND@10	ND@10	ND@100
	6/22/07	ND@1	ND@1	ND@1	ND@3	ND	ND@1	ND@10	ND@10	ND@100
	9/25/07	ND@1	ND@1	ND@1	ND@3	ND	ND@1	ND@10	ND@10	ND@100
	12/14/07	ND@1	ND@1	ND@1	ND@3	ND	ND@1	ND@10	ND@10	ND@100
	3/14/08	ND@1	ND@1	ND@1	ND@3	ND	ND@1	ND@10	ND@10	ND@100
	6/18/08	ND@1	ND@1	ND@1	ND@3	ND	ND@1	ND@20	ND@10	ND@100
	9/3/08	ND@1	ND@1	ND@1	ND@3	ND	ND@1	ND@20	ND@10	ND@100
	12/23/08	ND@1	ND@1	ND@1	ND@3	ND	ND@1	ND@20	ND@10	ND@100
	3/24/09	ND@1	ND@1	ND@1	ND@3	ND	ND@1	ND@20	ND@10	ND@100
	6/8/09	ND@1	ND@1	ND@1	ND@3	ND	ND@1	ND@20	ND@10	ND@100
	9/27/09	ND@1	ND@1	ND@1	ND@3	ND	ND@1	ND@20	ND@10	ND@100
	12/23/09	ND@1	ND@1	ND@1	ND@3	ND	ND@1	ND@20	ND@10	ND@100
	3/10/10	ND@1	ND@1	ND@1	ND@3	ND	ND@1	ND@20	ND@10	ND@100
	6/7/10	ND@1	ND@1	ND@1	ND@3	ND	ND@1	ND@20	ND@10	ND@100
	9/20/10	ND@1	ND@1	ND@1	ND@3	ND	ND@1	ND@20	ND@10	ND@100
	12/20/10	ND@1	ND@1	ND@1	ND@3	ND	ND@1	ND@20	ND@10	ND@100
	3/22/11	ND@1	ND@1	ND@1	ND@3	ND	ND@1	ND@20	ND@10	ND@100
	6/29/11	ND@1	ND@1	ND@1	ND@3	ND	ND@1	ND@20	ND@10	ND@100
	9/22/11	ND@1	ND@1	ND@1	ND@3	ND	ND@1	ND@20	ND@10	ND@100
	12/8/11	ND@1	ND@1	ND@1	ND@3	ND	ND@1	ND@20	ND@10	ND@100
	3/1/12	ND@1	ND@1	ND@1	ND@3	ND	ND@1	ND@20	ND@10	ND@100
	6/5/12	ND@1	ND@1	ND@1	ND@3	ND	ND@1	ND@20	ND@10	ND@100
9/12/12	ND@1	ND@1	ND@1	ND@3	ND	ND@1	ND@20	ND@10	ND@100	
12/6/12	ND@1	ND@1	ND@1	ND@3	ND	ND@1	ND@20	ND@10	ND@100	
3/11/13	ND@1	ND@1	ND@1	ND@3	ND	ND@1	ND@20	ND@10	ND@100	
6/6/13	ND@1	ND@1	ND@1	ND@3	ND	ND@1	ND@20	ND@10	ND@100	
9/12/13	ND@1	ND@1	ND@1	ND@3	ND	ND@1	ND@20	ND@10	ND@100	
12/18/13	ND@1	ND@1	ND@1	ND@3	ND	ND@1	ND@20	ND@10	ND@100	
3/19/14	ND@0.5	ND@0.7	ND@0.8	ND@1.6	ND	ND@0.5	ND@10	ND@0.8	ND@20	
6/16/14	Well abandoned on 6/30/14									

**Table 2**  
**Monitoring Well Groundwater Analytical Results**  
7-Eleven Store No. 22281  
Fallston, Maryland

Sample ID	Date	Benzene (µg/L)	Toluene (µg/L)	Ethylbenzene (µg/L)	Xylenes (µg/L)	BTEX (µg/L)	MTBE (µg/L)	TBA (µg/L)	TAME (µg/L)	TPH-GRO (µg/L)
MW-3B	2/16/06	ND@1	ND@1	ND@1	ND@3	ND	ND@1	ND@25	ND@25	ND@100
	2/22/06	ND@1	ND@1	ND@1	ND@3	ND	ND@1	ND@25	ND@25	ND@100
	3/16/06	ND@1	ND@1	ND@1	ND@3	ND	ND@1	ND@25	ND@25	ND@100
	6/30/06	ND@1	ND@1	ND@1	ND@3	ND	ND@1	ND@25	ND@25	ND@100
	9/12/06	ND@1	ND@1	ND@1	ND@3	ND	ND@1	ND@25	ND@25	ND@100
	12/7/06	ND@1	ND@1	ND@1	ND@3	ND	ND@1	ND@10	ND@10	ND@100
	3/28/07	ND@1	ND@1	ND@1	ND@3	ND	ND@1	ND@10	ND@10	ND@100
	6/22/07	ND@1	ND@1	ND@1	ND@3	ND	ND@1	ND@10	ND@10	ND@100
	9/25/07	ND@1	ND@1	ND@1	ND@3	ND	ND@1	ND@10	ND@10	ND@100
	12/14/07	ND@1	ND@1	ND@1	ND@3	ND	ND@1	ND@10	ND@10	ND@100
	3/14/08	ND@1	ND@1	ND@1	ND@3	ND	ND@1	ND@10	ND@10	ND@100
	6/18/08	ND@1	ND@1	ND@1	ND@3	ND	ND@1	ND@20	ND@10	ND@100
	9/3/08	ND@1	ND@1	ND@1	ND@3	ND	ND@1	ND@20	ND@10	ND@100
	12/23/08	ND@1	ND@1	ND@1	ND@3	ND	ND@1	ND@20	ND@10	ND@100
	3/24/09	ND@1	ND@1	ND@1	ND@3	ND	ND@1	ND@20	ND@10	ND@100
	6/8/09	ND@1	ND@1	ND@1	ND@3	ND	ND@1	ND@20	ND@10	ND@100
	9/27/09	ND@1	ND@1	ND@1	ND@3	ND	ND@1	ND@20	ND@10	ND@100
	12/23/09	ND@1	ND@1	ND@1	ND@3	ND	ND@1	ND@20	ND@10	ND@100
	3/10/10	ND@1	ND@1	ND@1	ND@3	ND	ND@1	ND@20	ND@10	ND@100
	6/7/10	ND@1	ND@1	ND@1	ND@3	ND	ND@1	ND@20	ND@10	ND@100
	9/20/10	ND@1	ND@1	ND@1	ND@3	ND	ND@1	ND@20	ND@10	ND@100
	12/20/10	ND@1	ND@1	ND@1	ND@3	ND	ND@1	ND@20	ND@10	ND@100
	3/22/11	ND@1	ND@1	ND@1	ND@3	ND	ND@1	ND@20	ND@10	ND@100
	6/29/11	ND@1	ND@1	ND@1	ND@3	ND	ND@1	ND@20	ND@10	ND@100
	9/22/11	ND@1	ND@1	ND@1	ND@3	ND	ND@1	ND@20	ND@10	ND@100
	12/8/11	ND@1	ND@1	ND@1	ND@3	ND	ND@1	ND@20	ND@10	ND@100
	3/1/12	ND@1	ND@1	ND@1	ND@3	ND	ND@1	ND@20	ND@10	ND@100
	6/5/12	ND@1	ND@1	ND@1	ND@3	ND	ND@1	ND@20	ND@10	ND@100
9/12/12	ND@1	ND@1	ND@1	ND@3	ND	ND@1	ND@20	ND@10	ND@100	
12/6/12	ND@1+C536	ND@1	ND@1	ND@1	ND@3	ND	ND@1	ND@20	ND@10	ND@100
3/11/13	ND@1	ND@1	ND@1	ND@1	ND@3	ND	ND@1	ND@20	ND@10	ND@100
6/6/13	ND@1	ND@1	ND@1	ND@1	ND@3	ND	ND@1	ND@20	ND@10	ND@100
9/12/13	ND@1	ND@1	ND@1	ND@1	ND@3	ND	ND@1	ND@20	ND@10	ND@100
12/18/13	ND@1	ND@1	ND@1	ND@1	ND@3	ND	ND@1	ND@20	ND@10	ND@100
3/19/14	ND@0.5	ND@0.7	ND@0.8	ND@1.6	ND	ND@0.5	ND@10	ND@0.8	ND@20	
6/16/14	Well abandoned on 6/30/14									

**Table 2**  
**Monitoring Well Groundwater Analytical Results**  
7-Eleven Store No. 22281  
Fallston, Maryland

Sample ID	Date	Benzene (µg/L)	Toluene (µg/L)	Ethylbenzene (µg/L)	Xylenes (µg/L)	BTEX (µg/L)	MTBE (µg/L)	TBA (µg/L)	TAME (µg/L)	TPH-GRO (µg/L)
MW-4A	7/26/05	11	ND@1	ND@1	10	21	31,000	25,000	E 2,200	30,000
	11/22/05	15	ND@1	ND@1	10	25	42,000	29,000	3,200	NA
	3/16/06	ND@5	ND@5	ND@5	ND@10	0	20,000	9,900	940	2,100
	6/30/06	14	3	ND@1	12	29	E 3,300	E 3,400	E 560	2,000
	9/12/06	34	9	ND@1	25	68	20,000	E 21,000	E 630	2,900
	12/7/06	30	ND@5	ND@5	11	41	27,000	32000	780	3,000
	3/28/07	8	ND@1	ND@1	6	14	E 37,000	E 41,000	E 490	2,500
	6/22/07	8	ND@1	ND@1	10	18	E 12,000	E 5,300	E 480	2,500
	9/25/07	7	ND@1	ND@1	6	13	E 11,000	E 4,500	E 560	1,500
	12/14/07	7	ND@1	ND@1	6	13	E 7,600	ND@10	E 460	1,700
	3/14/08	ND@100	ND@100	ND@100	ND@300	ND	15,000	11,000	ND@1,000	20,000
	6/18/08	ND@50	ND@50	ND@50	ND@150	ND	8,100	4,500	ND@500	1,500
	9/3/08	7	ND@1	ND@1	ND@3	7	8,200	11,000	460	4,400
	12/23/08	ND@100	ND@100	ND@100	ND@300	ND	15,000	9,500	ND@1,000	6,000
	3/24/09	ND@1	ND@1	ND@1	ND@3	ND	4,900	4,100	130	720
	6/8/09	2	ND@1	ND@1	ND@3	2	5,100	2,900	150	1,600
	9/27/09	3	ND@1	ND@1	1	4	6,600	3,700	220	9,100
	12/23/09	ND@1	ND@1	ND@1	ND@3	ND	1,500	660	54	1,900
	3/10/10	ND@1	ND@1	ND@1	ND@3	ND	1,500	470	55	1,400
	5/6/10	ND@1	ND@1	ND@1	ND@3	ND	150	61	ND@10	120
	6/7/10	ND@1	ND@1	ND@1	ND@3	ND	23	ND@20	ND@10	ND@100
	7/31/10	ND@1	ND@1	ND@1	ND@3	ND	35	ND@20	ND@10	ND@100
	8/16/10	ND@1	ND@1	ND@1	ND@3	ND	55	ND@20	ND@10	ND@100
	9/20/10	ND@1		ND@1	ND@3	ND	740	340	36	1,100
	10/26/10	ND@1	ND@1	ND@1	ND@3	ND	730	210	ND@10	810
	11/23/10	ND@1	ND@1	ND@1	ND@3	ND	870	210	41	850
	12/20/10	ND@1	ND@1	ND@1	ND@3	ND	1,400	420	56	1,400
2/28/11	ND@1	ND@1	ND@1	ND@3	ND	860	90	45	850	
3/22/11	ND@1	ND@1	ND@1	ND@3	ND	370	86	15	280	
4/26/11	ND@1	ND@1	ND@1	ND@3	ND	390	82	18	530	
5/25/11	ND@1	ND@1	ND@1	ND@3	ND	220	ND@20	ND@10	200	
6/29/11	ND@1	ND@1	ND@1	ND@3	ND	1,100	ND@20	48	1,100	
9/22/11	ND@1	ND@1	ND@1	ND@3	ND	210	39	ND@10	150	
12/8/11	ND@1	ND@1	ND@1	ND@3	ND	150	ND@20	ND@10	150	
3/1/12	ND@1	ND@1	ND@1	ND@3	ND	560	120	33	870	
6/5/12	ND@1	ND@1	ND@1	ND@3	ND	410	58	17	460	

**Table 2**  
**Monitoring Well Groundwater Analytical Results**  
7-Eleven Store No. 22281  
Fallston, Maryland

Sample ID	Date	Benzene (µg/L)	Toluene (µg/L)	Ethyl-benzene (µg/L)	Xylenes (µg/L)	BTEX (µg/L)	MTBE (µg/L)	TBA (µg/L)	TAME (µg/L)	TPH-GRO (µg/L)
MW-4A continued	9/12/12	ND@1	ND@1	ND@1	ND@3	ND	400	110	18	490
	12/6/12	ND@1	ND@1	ND@1	ND@3	ND	390	97	22	490
	3/11/13	ND@1	ND@1	ND@1	ND@3	ND	770	180	28	690
	6/6/13	ND@1	ND@1	ND@1	ND@3	ND	660	210	30	760
	9/12/13	ND@1	ND@1	ND@1	ND@3	ND	620	260	21	630
	12/18/13	ND@1	ND@1	ND@1	ND@3	ND	300	53	ND@10	250
	3/19/14	ND@0.5	ND@0.7	ND@0.8	ND@1.6	ND	150	61	5	150
	6/16/14	ND@0.5	ND@0.5	ND@0.5	ND@1	ND	460	190	18	390
	9/26/14	ND@0.5	ND@0.5	ND@0.5	ND@1	ND	490	120	19	570
	12/8/14	ND@0.5	ND@0.5	ND@0.5	ND@1	ND	300	39	11	240
	3/24/15	ND@1	ND@1	ND@1	ND@2	ND	146	34.6	5.27	124
	6/23/15	ND@1	ND@1	ND@1	ND@2	ND	255	51.5	7.6	ND@100
	9/22/15	ND@1	ND@1	ND@1	ND@2	ND	456	162	20.4	593
	12/21/15	ND@1	ND@1	ND@1	ND@2	ND	212	57.5	8.55	192
	3/9/16	ND@1	ND@1	ND@1	ND@2	ND	100	24.3	3.9	ND@100
	6/8/16	ND@1	ND@1	ND@1	ND@2	ND	414	101	13	332
	9/21/16	ND@1	ND@1	ND@1	ND@2	ND	287	30.2	10.1	312
	12/5/16	ND@1	ND@1	ND@1	ND@2	ND	152	19.3	6.06	189
	3/13/17	ND@1	ND@1	ND@1	ND@3	ND	106	NA	NA	128
	6/28/17	ND@1	ND@1	ND@1	ND@3	ND	261	85.6	6.95	260
	9/19/17	ND@1	ND@1	ND@1	ND@3	ND	215	37	6.46	248
	12/19/17	ND@1	ND@1	ND@1	ND@3	ND	201	52.4	5.97	162
	3/8/18	ND@1	ND@1	ND@1	ND@3	ND	59	14.9	1.87	ND@100
	6/27/18	ND@1	ND@1	ND@1	ND@3	ND	128	32.6	3.74	128
	9/12/18	ND@1	ND@1	ND@1	ND@3	ND	133	44.2	4.01	133
	12/26/18	ND@1	ND@1	ND@1	ND@3	ND	1.24	ND@10	ND@1	ND@100
	3/14/19	ND@1	ND@1	ND@1	ND@3	ND	22.5	ND@10	ND@1	42.5
	6/26/19	ND@1	ND@1	ND@1	ND@3	ND	33.9 F1	ND@10	ND@1	35.1
9/17/19	ND@1	ND@1	ND@1	ND@10	ND	24.6	ND@10	ND@1	ND@47	
12/27/19	ND@1	ND@1	ND@1	ND@10	ND	16.8	ND@10	ND@1	ND@47	
3/26/20	ND@1	ND@1	ND@1	ND@10	ND	8.37	ND@10	ND@1	ND@47	
6/23/20	ND@1	ND@1	ND@1	ND@10	ND	23.2	ND@10	ND@1	ND@47	
9/29/20	ND@1	ND@1	ND@1	ND@10	ND	9.63	ND@10	ND@1	ND@47	



**Table 2**  
**Monitoring Well Groundwater Analytical Results**  
7-Eleven Store No. 22281  
Fallston, Maryland

Sample ID	Date	Benzene (µg/L)	Toluene (µg/L)	Ethylbenzene (µg/L)	Xylenes (µg/L)	BTEX (µg/L)	MTBE (µg/L)	TBA (µg/L)	TAME (µg/L)	TPH-GRO (µg/L)
MW-4B	2/16/06	ND@1	ND@1	ND@1	ND@3	ND	16	ND@25	ND@25	ND@100
	2/22/06	ND@1	ND@1	ND@1	ND@3	ND	16	ND@25	ND@25	ND@100
	3/16/06	ND@1	ND@1	ND@1	ND@3	ND	13	ND@25	ND@25	ND@100
	6/30/06	ND@1	ND@1	ND@1	ND@3	ND	7	ND@25	ND@25	ND@100
	9/12/06	ND@1	ND@1	ND@1	ND@3	ND	6	ND@25	ND@25	ND@100
	12/7/06	ND@1	ND@1	ND@1	ND@3	ND	21	ND@10	ND@10	ND@100
	3/28/07	ND@1	ND@1	ND@1	ND@3	ND	7	ND@10	ND@10	ND@100
	6/22/07	ND@1	ND@1	ND@1	ND@3	ND	3	ND@10	ND@10	ND@100
	9/25/07	ND@1	ND@1	ND@1	ND@3	ND	8	ND@10	ND@10	ND@100
	12/14/07	ND@1	ND@1	ND@1	ND@3	ND	6	ND@10	ND@10	ND@100
	3/14/08	ND@1	ND@1	ND@1	ND@3	ND	5	ND@10	ND@10	ND@100
	6/18/08	ND@1	ND@1	ND@1	ND@3	ND	12	ND@20	ND@10	ND@100
	9/3/08	ND@1	ND@1	ND@1	ND@3	ND	13	ND@20	ND@10	ND@100
	12/23/08	ND@1	ND@1	ND@1	ND@3	ND	18	ND@20	ND@10	ND@100
	3/24/09	ND@1	ND@1	ND@1	ND@3	ND	4	ND@20	ND@10	ND@100
	6/8/09	ND@1	ND@1	ND@1	ND@3	ND	4	ND@20	ND@10	ND@100
	9/27/09	ND@1	ND@1	ND@1	ND@3	ND	5	ND@20	ND@10	ND@100
	12/23/09	ND@1	ND@1	ND@1	ND@3	ND	11	ND@20	ND@10	ND@100
	3/10/10	ND@1	ND@1	ND@1	ND@3	ND	6	ND@20	ND@10	ND@100
	6/7/10	ND@1	ND@1	ND@1	ND@3	ND	13	ND@20	ND@10	ND@100
	7/31/10	ND@1	ND@1	ND@1	ND@3	ND	11	ND@20	ND@10	ND@100
	8/16/10	ND@1	ND@1	ND@1	ND@3	ND	11	ND@20	ND@10	ND@100
	9/20/10	ND@1	ND@1	ND@1	ND@3	ND	12	ND@20	ND@10	ND@100
	10/26/10	ND@1	ND@1	ND@1	ND@3	ND	14	ND@20	ND@10	ND@100
	11/23/10	ND@1	ND@1	ND@1	ND@3	ND	3	ND@20	ND@10	ND@100
	12/20/10	ND@1	ND@1	ND@1	ND@3	ND	3	ND@20	ND@10	ND@100
	2/28/11	ND@1	ND@1	ND@1	ND@3	ND	2	ND@20	ND@10	ND@100
	3/22/11	ND@1	ND@1	ND@1	ND@3	ND	4	ND@20	ND@10	ND@100
	4/26/11	ND@1	ND@1	ND@1	ND@3	ND	ND@1	ND@20	ND@10	ND@100
	5/25/11	ND@1	ND@1	ND@1	ND@3	ND	2	ND@20	ND@10	ND@100
6/29/11	ND@1	ND@1	ND@1	ND@3	ND	ND@1	ND@20	ND@10	ND@100	
9/22/11	ND@1	ND@1	ND@1	ND@3	ND	5	ND@20	ND@10	ND@100	
12/8/11	ND@1	ND@1	ND@1	ND@3	ND	5.3	ND@20	ND@10	ND@100	
3/1/12	ND@1	ND@1	ND@1	ND@3	ND	ND@1	ND@20	ND@10	ND@100	
6/5/12	ND@1	ND@1	ND@1	ND@3	ND	3.3	ND@20	ND@10	ND@100	
9/12/12	ND@1	ND@1	ND@1	ND@3	ND	ND@1	ND@20	ND@10	ND@100	

**Table 2**  
**Monitoring Well Groundwater Analytical Results**  
7-Eleven Store No. 22281  
Fallston, Maryland

Sample ID	Date	Benzene (µg/L)	Toluene (µg/L)	Ethylbenzene (µg/L)	Xylenes (µg/L)	BTEX (µg/L)	MTBE (µg/L)	TBA (µg/L)	TAME (µg/L)	TPH-GRO (µg/L)
MW-4B continued	12/6/12	ND@1	ND@1	ND@1	ND@3	ND	3.3	ND@20	ND@10	ND@100
	3/11/13	ND@1	ND@1	ND@1	ND@3	ND	1.7	21	ND@10	ND@100
	6/6/13	ND@1	ND@1	ND@1	ND@3	ND	2.1	ND@20	ND@10	ND@100
	9/12/13	ND@1	ND@1	ND@1	ND@3	ND	1.6	ND@20	ND@10	ND@100
	12/18/13	ND@1	ND@1	ND@1	ND@3	ND	ND@1	ND@20	ND@10	ND@100
	3/19/14	ND@0.5	ND@0.7	ND@0.8	ND@1.6	ND	1.0	ND@10	ND@0.8	ND@20
	6/16/14	ND@0.5	ND@0.5	ND@0.5	ND@1	ND	ND@0.5	ND@10	ND@0.5	ND@20
	9/26/14	ND@0.5	ND@0.5	ND@0.5	ND@1	ND	ND@0.5	ND@10	ND@0.5	ND@20
	12/8/14	ND@0.5	ND@0.5	ND@0.5	0.5	0.5	0.6	ND@10	ND@0.5	ND@20
	3/24/15	ND@1	ND@1	ND@1	ND@2	ND	ND@1	ND@10	ND@1	ND@100
	6/23/15	ND@1	ND@1	ND@1	ND@2	ND	ND@1	ND@10	ND@1	ND@100
	9/22/15	ND@1	ND@1	ND@1	ND@2	ND	ND@1	ND@10	ND@1	ND@100
	12/21/15	ND@1	ND@1	ND@1	ND@2	ND	ND@1	ND@10	ND@1	ND@100
	3/9/16	ND@1	ND@1	ND@1	ND@2	ND	ND@1	ND@10	ND@1	ND@100
	6/8/16	ND@1	ND@1	ND@1	ND@2	ND	ND@1	ND@10	ND@1	ND@100
	9/21/16	ND@1	ND@1	ND@1	ND@2	ND	ND@1	ND@10	ND@1	ND@100
	12/5/16	ND@1	ND@1	ND@1	ND@2	ND	ND@1	ND@10	ND@1	ND@100
	3/13/17	ND@1	ND@1	ND@1	ND@2	ND	ND@1	NA	NA	ND@100
	6/28/17	ND@1	ND@1	ND@1	ND@2	ND	ND@1	NA	NA	ND@100
	9/19/17	ND@1	ND@1	ND@1	ND@2	ND	ND@1	NA	NA	ND@100
	12/19/17	ND@1	ND@1	ND@1	ND@2	ND	ND@1	NA	NA	ND@100
	3/8/18	ND@1	ND@1	ND@1	ND@3	ND	ND@1	ND@10	ND@1	ND@100
	6/27/18	ND@1	ND@1	ND@1	ND@3	ND	ND@1	ND@10	ND@1	ND@100
	9/12/18	ND@1	ND@1	ND@1	ND@3	ND	ND@1	ND@10	ND@1	ND@100
	12/26/18	ND@1	ND@1	ND@1	ND@3	ND	ND@1	ND@10	ND@1	ND@100
	3/14/19	ND@1	ND@1	ND@1	ND@3	ND	ND@1	ND@10	ND@1	ND@100
	6/26/19	ND@1	ND@1	ND@1	ND@3	ND	ND@1	ND@10	ND@1	ND@20
9/17/19	ND@1	ND@1	ND@1	ND@10	ND	ND@1	ND@10	ND@1	ND@47	
12/27/19	ND@1	ND@1	ND@1	ND@10	ND	ND@1	ND@10	ND@1	ND@47	
3/26/20	ND@1	ND@1	ND@1	ND@10	ND	ND@1	ND@10	ND@1	ND@47	
6/23/20	ND@1	ND@1	ND@1	ND@10	ND	ND@1	ND@10	ND@1	ND@47	
9/25/20	ND@1	ND@1	ND@1	ND@10	ND	ND@1	ND@10	ND@1	ND@47	

**Table 2**  
**Monitoring Well Groundwater Analytical Results**  
7-Eleven Store No. 22281  
Fallston, Maryland

Sample ID	Date	Benzene (µg/L)	Toluene (µg/L)	Ethylbenzene (µg/L)	Xylenes (µg/L)	BTEX (µg/L)	MTBE (µg/L)	TBA (µg/L)	TAME (µg/L)	TPH-GRO (µg/L)
MW-5	7/26/05	ND@1	ND@1	ND@1	ND@3	ND	10	ND@25	ND@25	ND@100
	11/22/05	ND@1	ND@1	ND@1	ND@3	ND	15	ND@25	ND@25	NA
	3/16/06	ND@1	ND@1	ND@1	ND@3	ND	76	44	ND@25	ND@100
	6/30/06	ND@1	ND@1	ND@1	ND@3	ND	11	ND@25	ND@25	ND@100
	9/12/06	ND@1	ND@1	ND@1	ND@3	ND	27	ND@25	ND@25	ND@100
	12/7/06	ND@1	ND@1	ND@1	ND@3	ND	15	ND@10	ND@10	ND@100
	3/28/07	ND@1	ND@1	ND@1	ND@3	ND	3	ND@10	ND@10	ND@100
	6/22/07	ND@1	ND@1	ND@1	ND@3	ND	3	ND@10	ND@10	ND@100
	9/25/07	ND@1	ND@1	ND@1	ND@3	ND	4	ND@10	ND@10	ND@100
	12/14/07	ND@1	ND@1	ND@1	ND@3	ND	5	ND@10	ND@10	ND@100
	3/14/08	ND@1	ND@1	ND@1	ND@3	ND	7	ND@10	ND@10	ND@100
	6/18/08	ND@1	ND@1	ND@1	ND@3	ND	9	ND@20	ND@10	ND@100
	9/3/08	ND@1	ND@1	ND@1	ND@3	ND	7	ND@20	ND@10	ND@100
	12/23/08	ND@1	ND@1	ND@1	ND@3	ND	32	ND@20	ND@10	ND@100
	3/24/09	ND@1	ND@1	ND@1	ND@3	ND	15	ND@20	ND@10	ND@100
	6/8/09	ND@1	ND@1	ND@1	ND@3	ND	8	ND@20	ND@10	ND@100
	9/27/09	ND@1	ND@1	ND@1	ND@3	ND	2	ND@20	ND@10	ND@100
	12/23/09	ND@1	ND@1	ND@1	ND@3	ND	2	ND@20	ND@10	ND@100
	3/10/10	ND@1	ND@1	ND@1	ND@3	ND	3	ND@20	ND@10	ND@100
	6/7/10	ND@1	ND@1	ND@1	ND@3	ND	2	ND@20	ND@10	ND@100
	9/20/10	ND@1	ND@1	ND@1	ND@3	ND	5	ND@20	ND@10	ND@100
	12/20/10	ND@1	ND@1	ND@1	ND@3	ND	5	24	ND@10	ND@100
	3/22/11	ND@1	ND@1	ND@1	ND@3	ND	4	ND@20	ND@10	ND@100
	6/29/11	ND@1	ND@1	ND@1	ND@3	ND	3	ND@20	ND@10	ND@100
	9/22/11	ND@1	ND@1	ND@1	ND@3	ND	3	ND@20	ND@10	ND@100
	12/8/11	ND@1	ND@1	ND@1	ND@3	ND	3	ND@20	ND@10	ND@100
	3/1/12	ND@1	ND@1	ND@1	ND@3	ND	1.7	ND@20	ND@10	ND@100
	6/5/12	ND@1	ND@1	ND@1	ND@3	ND	1.5	ND@20	ND@10	ND@100
9/12/12	ND@1	ND@1	ND@1	ND@3	ND	1.4	ND@20	ND@10	ND@100	
12/6/12	ND@1	ND@1	ND@1	ND@3	ND	1.5	ND@20	ND@10	ND@100	
3/11/13	ND@1	ND@1	ND@1	ND@3	ND	1.1	ND@20	ND@10	ND@100	
6/6/13	ND@1	ND@1	ND@1	ND@3	ND	1.1	ND@20	ND@10	ND@100	
9/12/13	ND@1	ND@1	ND@1	ND@3	ND	ND@1	ND@20	ND@10	ND@100	
12/18/13	ND@1	ND@1	ND@1	ND@3	ND	ND@1	ND@20	ND@10	ND@100	
3/19/14	ND@0.5	ND@0.7	ND@0.8	ND@1.6	ND	ND@0.5	ND@10	ND@0.8	ND@20	
6/16/14	ND@0.5	ND@0.5	ND@0.5	ND@1	ND	ND@0.5	ND@10	ND@0.8	ND@20	

**Table 2**  
**Monitoring Well Groundwater Analytical Results**  
 7-Eleven Store No. 22281  
 Fallston, Maryland

Sample ID	Date	Benzene (µg/L)	Toluene (µg/L)	Ethyl-benzene (µg/L)	Xylenes (µg/L)	BTEX (µg/L)	MTBE (µg/L)	TBA (µg/L)	TAME (µg/L)	TPH-GRO (µg/L)	
MW-5 continued	9/26/14	ND@0.5	ND@0.5	ND@0.5	ND@1	ND	ND@0.5	ND@10	ND@0.8	47	
	12/8/14	ND@0.5	ND@0.5	ND@0.5	ND@1	ND	ND@0.5	ND@10	ND@0.8	31	
	3/24/15	ND@1	ND@1	ND@1	ND@2	ND	4.25	ND@10	ND@1	ND@100	
	6/23/15	Not Sampled									
	9/22/15	Not Sampled									
	12/21/15	Not Sampled									
	3/9/16	ND@1	ND@1	ND@1	ND@2	ND	4.25	ND@10	ND@1	ND@100	
	6/8/16	Not Sampled									
	9/21/16	Not Sampled									
	12/5/16	Not Sampled									
	3/13/17	ND@1	ND@1	ND@1	ND@3	ND	ND@1	NA	NA	ND@100	
	6/28/17	Not Sampled									
	9/19/17	Not Sampled									
	12/19/17	Not Sampled									
	3/8/18	ND@1	ND@1	ND@1	ND@3	ND	ND@1	ND@10	ND@1	ND@100	
	6/27/18	Not Sampled									
	9/12/18	Not Sampled									
	12/26/18	Not Sampled									
	3/14/19	ND@1	ND@1	ND@1	ND@3	ND	ND@1	ND@10	ND@1	ND@100	
	6/26/19	Not Sampled									
	9/17/19	Not Sampled									
	12/27/19	Not Sampled									
	3/26/20	ND@1	ND@1	ND@1	ND@10	ND	ND@1	ND@10	ND@1	ND@47	
	6/23/20	Not Sampled									
	9/29/20	Not Sampled									

**Table 2**  
**Monitoring Well Groundwater Analytical Results**  
7-Eleven Store No. 22281  
Fallston, Maryland

Sample ID	Date	Benzene (µg/L)	Toluene (µg/L)	Ethylbenzene (µg/L)	Xylenes (µg/L)	BTEX (µg/L)	MTBE (µg/L)	TBA (µg/L)	TAME (µg/L)	TPH-GRO (µg/L)
MW-6	7/26/05	ND@1	ND@1	ND@1	ND@3	ND	760	560	28	840
	11/22/05	ND@1	ND@1	ND@1	ND@3	ND	1,900	990	77	NA
	3/16/06	ND@1	ND@1	ND@1	ND@3	ND	1,300	650	48	ND@100
	6/30/06	ND@1	ND@1	ND@1	ND@3	ND	E 860	59	48	ND@100
	9/12/06	ND@1	ND@1	ND@1	ND@3	ND	1,200	78	52	ND@100
	12/7/06	ND@10	ND@10	ND@10	ND@30	ND	2,400	140	110	140
	3/28/07	ND@100	ND@100	ND@100	ND@300	ND	1,100	ND@1,000	ND@1,000	110
	6/22/07	ND@1	ND@1	ND@1	ND@3	ND	E 1,000	78	62	130
	9/25/07	ND@1	ND@1	ND@1	ND@3	ND	E 1,200	120	65	150
	12/14/07	2	ND@1	ND@1	ND@3	2	E 3,800	E 330	E 350	600
	3/14/08	ND@50	ND@50	ND@50	ND@350	ND	3,000	ND@500	ND@500	3,700
	6/18/08	ND@10	ND@10	ND@10	ND@30	ND	2,200	ND@200	120	510
	9/3/08	ND@1	ND@1	ND@1	ND@3	ND	1,200	210	84	300
	12/27/08	ND@10	ND@10	ND@10	ND@30	ND	3,600	320	260	1,700
	3/24/09	ND@10	ND@10	ND@10	ND@30	ND	2,100	230	120	360
	6/8/09	ND@1	ND@1	ND@1	ND@3	ND	2,600	230	170	810
	9/27/09	ND@1	ND@1	ND@1	ND@3	ND	1,600	170	99	2,300
	12/23/09	ND@1	ND@1	ND@1	ND@3	ND	1,200	190	78	1,500
	3/10/10	ND@1	ND@1	ND@1	ND@3	ND	330	87	18	330
	6/7/10	ND@1	ND@1	ND@1	ND@3	ND	670	210	29	590
	7/31/10	ND@1	ND@1	ND@1	ND@3	ND	1,400	290	71	1,800
	8/16/10	ND@1	ND@1	ND@1	ND@3	ND	1,700	310	84	2,300
	9/20/10	ND@1	ND@1	ND@1	ND@3	ND	1,700	750	78	2,000
	10/26/10	ND@1	ND@1	ND@1	ND@3	ND	2,400	900	130	2,800
	11/23/10	ND@1	ND@1	ND@1	ND@3	ND	2,400	940	130	3,400
	12/20/10	ND@1	ND@1	ND@1	ND@3	ND	2,200	920	87	2,100
2/28/11	ND@1	ND@1	ND@1	ND@3	ND	2,400	1,200	130	2,400	
3/22/11	ND@1	ND@1	ND@1	ND@3	ND	2,300	1,000	99	1,800	
4/26/11	ND@1	ND@1	ND@1	ND@3	ND	2,500	800	120	3,500	
5/25/11	ND@1	ND@1	ND@1	ND@3	ND	2,200	390	100	2,900	
6/29/11	ND@1	ND@1	ND@1	ND@3	ND	1,700	ND@20	75	2,000	
9/22/11	ND@1	ND@1	ND@1	ND@3	ND	1,200	350	50	850	
12/8/11	ND@1	ND@1	ND@1	ND@3	ND	2,300	630	110	1,600	
3/1/12	ND@1	ND@1	ND@1	ND@3	ND	1,300	320	60	1,700	
6/5/12	ND@1	ND@1	ND@1	ND@3	ND	1,300	330	53	1,300	
9/12/12	ND@1	ND@1	ND@1	ND@3	ND	1,600	490	68	1,400	

**Table 2**  
**Monitoring Well Groundwater Analytical Results**  
7-Eleven Store No. 22281  
Fallston, Maryland

Sample ID	Date	Benzene (µg/L)	Toluene (µg/L)	Ethyl-benzene (µg/L)	Xylenes (µg/L)	BTEX (µg/L)	MTBE (µg/L)	TBA (µg/L)	TAME (µg/L)	TPH-GRO (µg/L)
MW-6 continued	12/6/12	ND@1	ND@1	ND@1	ND@3	ND	1,400	230	65	1,500
	3/11/13	ND@1	ND@1	ND@1	ND@3	ND	810	78	34	660
	6/6/13	ND@1	ND@1	ND@1	ND@3	ND	750	48	35	820
	9/12/13	ND@1	ND@1	ND@1	ND@3	ND	690	190	31	680
	12/18/13	ND@1	ND@1	ND@1	ND@3	ND	540	48	21	470
	3/19/14	ND@0.5	ND@0.7	ND@0.8	ND@1.6	ND	470	54 J	19	440
	6/16/14	ND@0.5	ND@0.5	ND@0.5	ND@1	ND	230	32	8	190
	9/26/14	ND@0.5	ND@0.5	ND@0.5	ND@1	ND	280	56	10	340
	12/8/14	ND@0.5	ND@0.5	ND@0.5	ND@1	ND	360	60	16	310
	3/24/15	ND@1	ND@1	ND@1	ND@1	ND	233	29.8	8.95	201
	6/23/15	ND@1	ND@1	ND@1	ND@1	ND	193	19.4	5.89	ND@100
	9/22/15	ND@1	ND@1	ND@1	ND@1	ND	117 F1	27.4	4.22	109
	12/21/15	ND@1	ND@1	ND@1	ND@1	ND	144	22.3	5.95	134
	3/9/16	ND@1	ND@1	ND@1	ND@1	ND	84.1	ND@1	3.13	ND@100
	6/8/16	ND@1	ND@1	ND@1	ND@1	ND	66.4	11.1	2.28	ND@100
	9/21/16	ND@1	ND@1	ND@1	ND@1	ND	97.7	16.2	3.45	105
	12/5/16	ND@1	ND@1	ND@1	ND@1	ND	97.5	ND@10	4.14	111
	3/13/17	ND@1	ND@1	ND@1	ND@3	ND	84.6	NA	NA	119
	6/28/17	ND@1	ND@1	ND@1	ND@3	ND	63.8	ND@10	2.09	ND@100
	9/19/17	ND@1	ND@1	ND@1	ND@3	ND	55.9	15.6	1.84	ND@100
	12/19/17	ND@1	ND@1	ND@1	ND@3	ND	52.1	ND@10	1.65	ND@100
	3/8/18	ND@1	ND@1	ND@1	ND@3	ND	37.2	ND@10	1.36	ND@100
	6/27/18	ND@1	ND@1	ND@1	ND@3	ND	24	ND@10	ND@1	ND@100
	9/12/18	ND@1	ND@1	ND@1	ND@3	ND	12.3	ND@10	ND@1	ND@100
	12/26/18	ND@1	ND@1	ND@1	ND@3	ND	3.95	ND@10	ND@1	ND@100
	3/14/19	ND@1	ND@1	ND@1	ND@3	ND	2.57	ND@10	ND@1	ND@100
6/26/19	ND@1	ND@1	ND@1	ND@3	ND	4.41	ND@10	ND@1	ND@20	
9/17/19	ND@1	ND@1	ND@1	ND@10	ND	4.13	ND@10	ND@1	ND@47	
12/27/19	ND@1	ND@1	ND@1	ND@10	ND	5.73	ND@10	ND@1	ND@47	
3/26/20	ND@1	ND@1	ND@1	ND@10	ND	2.87	ND@10	ND@1	ND@47	
6/23/20	ND@1	ND@1	ND@1	ND@10	ND	2.91	ND@10	ND@1	ND@47	
9/29/20	ND@1	ND@1	ND@1	ND@10	ND	2.87	ND@10	ND@1	ND@47	

**Table 2**  
**Monitoring Well Groundwater Analytical Results**  
7-Eleven Store No. 22281  
Fallston, Maryland

Sample ID	Date	Benzene (µg/L)	Toluene (µg/L)	Ethylbenzene (µg/L)	Xylenes (µg/L)	BTEX (µg/L)	MTBE (µg/L)	TBA (µg/L)	TAME (µg/L)	TPH-GRO (µg/L)
MW-7	7/26/05	ND@1	ND@1	ND@1	ND@3	ND	ND@1	ND@25	ND@25	ND@100
	11/22/05	ND@1	ND@1	ND@1	ND@3	ND	ND@1	34	ND@25	NA
	3/16/06	ND@1	ND@1	ND@1	ND@3	ND	ND@1	ND@25	ND@25	ND@100
	6/30/06	ND@1	ND@1	ND@1	ND@3	ND	ND@1	ND@25	ND@25	ND@100
	9/12/06	ND@1	ND@1	ND@1	ND@3	ND	ND@1	ND@25	ND@25	ND@100
	12/7/06	ND@1	ND@1	ND@100	ND@3	ND	ND@1	ND@10	ND@10	ND@100
	3/28/07	ND@1	ND@1	ND@100	ND@3	ND	ND@1	ND@10	ND@10	ND@100
	6/22/07	ND@1	ND@1	ND@100	ND@3	ND	ND@1	ND@10	ND@10	ND@100
	9/25/07	ND@1	ND@1	ND@100	ND@3	ND	ND@1	ND@10	ND@10	ND@100
	12/14/07	ND@1	ND@1	ND@100	ND@3	ND	ND@1	ND@10	ND@10	ND@100
	3/14/08	ND@1	ND@1	ND@100	ND@3	ND	ND@1	ND@10	ND@10	ND@100
	6/18/08	ND@1	ND@1	ND@1	ND@3	ND	ND@1	ND@20	ND@10	ND@100
	9/3/08	ND@1	ND@1	ND@1	ND@3	ND	ND@1	ND@20	ND@10	ND@100
	12/23/08	ND@1	ND@1	ND@1	ND@3	ND	ND@1	ND@20	ND@10	ND@100
	3/24/09	ND@1	ND@1	ND@1	ND@3	ND	1	ND@20	ND@10	ND@100
	6/8/09	ND@1	ND@1	ND@1	ND@3	ND	ND@1	ND@20	ND@10	ND@100
	9/27/09	ND@1	ND@1	ND@1	ND@3	ND	13	ND@20	ND@10	ND@100
	12/23/09	ND@1	ND@1	ND@1	ND@3	ND	ND@1	ND@20	ND@10	ND@100
	3/10/10	ND@1	ND@1	ND@1	ND@3	ND	ND@1	ND@20	ND@10	ND@100
	6/7/10	ND@1	ND@1	ND@1	ND@3	ND	ND@1	ND@20	ND@10	ND@100
	9/20/10	ND@1	ND@1	ND@1	ND@3	ND	ND@1	ND@20	ND@10	ND@100
	12/20/10	ND@1	ND@1	ND@1	ND@3	ND	ND@1	ND@20	ND@10	ND@100
	3/22/11	ND@1	ND@1	ND@1	ND@3	ND	ND@1	ND@20	ND@10	ND@100
	6/29/11	ND@1	ND@1	ND@1	ND@3	ND	ND@1	ND@20	ND@10	ND@100
	9/22/11	ND@1	ND@1	ND@1	ND@3	ND	ND@1	ND@20	ND@10	ND@100
	12/8/11	ND@1	ND@1	ND@1	ND@3	ND	ND@1	ND@20	ND@10	ND@100
	3/1/12	ND@1	ND@1	ND@1	ND@3	ND	ND@1	ND@20	ND@10	ND@100
	6/5/12	ND@1	ND@1	ND@1	ND@3	ND	ND@1	ND@20	ND@10	ND@100
9/12/12	ND@1	ND@1	ND@1	ND@3	ND	ND@1	ND@20	ND@10	ND@100	
12/6/12	ND@1	ND@1	ND@1	ND@3	ND	ND@1	ND@20	ND@10	ND@100	
3/11/13	ND@1	ND@1	ND@1	ND@3	ND	ND@1	ND@20	ND@10	ND@100	
6/6/13	ND@1	ND@1	ND@1	ND@3	ND	ND@1	ND@20	ND@10	ND@100	
9/12/13	ND@1	ND@1	ND@1	ND@3	ND	ND@1	ND@20	ND@10	ND@100	
12/18/13	ND@1	ND@1	ND@1	ND@3	ND	ND@1	ND@20	ND@10	ND@100	
3/19/14	ND@0.5	ND@0.7	ND@0.8	ND@1.6	ND	ND@0.5	ND@10	ND@0.8	ND@20	
6/16/14	ND@0.5	ND@0.5	ND@0.5	ND@1	ND	ND@0.5	ND@10	ND@0.5	ND@20	

**Table 2**  
**Monitoring Well Groundwater Analytical Results**  
7-Eleven Store No. 22281  
Fallston, Maryland

Sample ID	Date	Benzene (µg/L)	Toluene (µg/L)	Ethyl-benzene (µg/L)	Xylenes (µg/L)	BTEX (µg/L)	MTBE (µg/L)	TBA (µg/L)	TAME (µg/L)	TPH-GRO (µg/L)	
MW-7 continued	9/26/14	ND@0.5	ND@0.5	ND@0.5	ND@1	ND	ND@0.5	ND@10	ND@0.5	ND@20	
	12/8/14	ND@0.5	ND@0.5	ND@0.5	ND@1	ND	ND@0.5	ND@10	ND@0.5	ND@20	
	3/24/15	ND@1	ND@1	ND@1	ND@1	ND	ND@1	ND@10	ND@1	ND@100	
	6/23/15	Not Sampled									
	9/22/15	Not Sampled									
	12/21/15	Not Sampled									
	3/9/16	ND@1	ND@1	ND@1	ND@1	ND	ND@1	ND@10	ND@1	ND@100	
	6/8/16	Not Sampled									
	9/21/16	Not Sampled									
	12/5/16	Not Sampled									
	3/13/17	ND@1	ND@1	ND@1	ND@3	ND	ND@1	NA	NA	ND@100	
	6/28/17	Not Sampled									
	9/19/17	Not Sampled									
	12/19/17	Not Sampled									
	3/8/18	ND@1	ND@1	ND@1	ND@3	NA	ND@1	ND@10	ND@1	ND@100	
	6/27/18	Not Sampled									
	9/12/18	Not Sampled									
	12/26/18	Not Sampled									
	3/14/19	ND@1	ND@1	ND@1	ND@3	NA	ND@1	ND@10	ND@1	ND@100	
	6/26/19	Not Sampled									
	9/17/19	Not Sampled									
	12/27/19	Not Sampled									
	3/26/20	ND@1	ND@1	ND@1	ND@10	ND	ND@1	ND@10	ND@1	ND@47	
	6/23/20	Not Sampled									
	9/29/20	Not Sampled									



**Table 2**  
**Monitoring Well Groundwater Analytical Results**  
7-Eleven Store No. 22281  
Fallston, Maryland

Sample ID	Date	Benzene (µg/L)	Toluene (µg/L)	Ethyl- benzene (µg/L)	Xylenes (µg/L)	BTEX (µg/L)	MTBE (µg/L)	TBA (µg/L)	TAME (µg/L)	TPH-GRO (µg/L)
MW-8A	3/28/07	ND@1	1	ND@100	ND@3	1	<b>44</b>	ND@10	ND@10	ND@100
	6/22/07	ND@1	ND@1	ND@100	ND@3	ND	9	ND@10	ND@10	ND@100
	9/25/07	ND@1	ND@1	ND@100	ND@3	ND	3	ND@10	ND@10	ND@100
	12/14/07	ND@1	ND@1	ND@100	ND@3	ND	ND@1	ND@10	ND@10	ND@100
	3/14/08	ND@1	ND@1	ND@100	ND@3	ND	3	ND@10	ND@10	ND@100
	6/18/08	ND@1	ND@1	ND@1	ND@3	ND	2	ND@20	ND@10	ND@100
	9/3/08	ND@1	ND@1	ND@1	ND@3	ND	2	ND@20	ND@10	ND@100
	12/27/08	ND@1	ND@1	ND@1	ND@3	ND	2	ND@20	ND@10	ND@100
	3/24/09	ND@1	ND@1	ND@1	ND@3	ND	4	ND@20	ND@10	ND@100
	6/8/09	ND@1	ND@1	ND@1	ND@3	ND	2	ND@20	ND@10	ND@100
	9/27/09	ND@1	ND@1	ND@1	ND@3	ND	5	ND@20	ND@10	ND@100
	12/23/09	ND@1	ND@1	ND@1	ND@3	ND	7	ND@20	ND@10	ND@100
	3/10/10	ND@1	ND@1	ND@1	ND@3	ND	17	ND@20	ND@10	ND@100
	6/7/10	ND@1	ND@1	ND@1	ND@3	ND	13	ND@20	ND@10	ND@100
	9/20/10	ND@1	ND@1	ND@1	ND@3	ND	<b>24</b>	ND@20	ND@10	ND@100
	12/20/10	ND@1	ND@1	ND@1	ND@3	ND	9	ND@20	ND@10	ND@100
	3/22/11	ND@1	ND@1	ND@1	ND@3	ND	<b>21</b>	ND@20	ND@10	ND@100
	6/29/11	ND@1	ND@1	ND@1	ND@3	ND	<b>30</b>	ND@20	ND@10	ND@100
	9/22/11	ND@1	ND@1	ND@1	ND@3	ND	<b>30</b>	ND@20	ND@10	ND@100
	12/8/11	ND@1	ND@1	ND@1	ND@3	ND	<b>33</b>	ND@20	ND@10	ND@100
	3/1/12	ND@1	ND@1	ND@1	ND@3	ND	<b>32</b>	ND@20	ND@10	ND@100
	6/5/12	ND@1	ND@1	ND@1	ND@3	ND	19	ND@20	ND@10	ND@100
	9/12/12	ND@1	2.1	ND@1	ND@3	2.1	<b>43</b>	ND@20	ND@10	ND@100
	12/6/12	ND@1	ND@1	ND@1	ND@3	ND	<b>38</b>	ND@20	ND@10	ND@100
	3/11/13	ND@1	ND@1	ND@1	ND@3	ND	<b>32</b>	ND@20	ND@10	ND@100
	6/6/13	ND@1	ND@1	ND@1	ND@3	ND	<b>28</b>	ND@20	ND@10	ND@100
	9/12/13	ND@1	ND@1	ND@1	ND@3	ND	<b>25</b>	ND@20	ND@10	ND@100
	12/18/13	ND@1	ND@1	ND@1	ND@3	ND	15	ND@20	ND@10	ND@100
	3/19/14	ND@0.5	ND@0.7	ND@0.8	ND@1.6	ND	18	ND@10	ND@0.8	25
	6/16/14	ND@0.5	ND@0.5	ND@0.5	ND@1	ND	17	ND@10	ND@0.5	ND@20
9/26/14	ND@0.5	ND@0.5	ND@0.5	ND@1	ND	18	ND@10	ND@0.5	23	
12/8/14	ND@0.5	ND@0.5	ND@0.5	ND@1	ND	<b>21</b>	ND@10	0.7	ND@20	
3/24/15	ND@1	ND@1	ND@1	ND@2	ND	13.5	ND@10	ND@1	ND@100	
6/23/15	ND@1	ND@1	ND@1	ND@2	ND	<b>21.3</b>	ND@10	ND@1	ND@100	
9/22/15	ND@1	ND@1	ND@1	ND@2	ND	<b>24</b>	ND@10	ND@1	ND@100	
12/21/15	ND@1	ND@1	ND@1	ND@2	ND	<b>23.4</b>	ND@10	ND@1	ND@100	

**Table 2**  
**Monitoring Well Groundwater Analytical Results**  
 7-Eleven Store No. 22281  
 Fallston, Maryland

Sample ID	Date	Benzene (µg/L)	Toluene (µg/L)	Ethyl-benzene (µg/L)	Xylenes (µg/L)	BTEX (µg/L)	MTBE (µg/L)	TBA (µg/L)	TAME (µg/L)	TPH-GRO (µg/L)
MW-8A Continued	3/9/16	ND@1	ND@1	ND@1	ND@2	ND	30.7	ND@10	1.19	ND@100
	6/8/16	ND@1	ND@1	ND@1	ND@2	ND	28	ND@10	1.12	ND@100
	9/19/16	ND@1	ND@1	ND@1	ND@2	ND	30.4	ND@10	ND@1	ND@100
	12/5/16	ND@1	ND@1	ND@1	ND@2	ND	30.8	ND@1	1.25	ND@100
	3/13/17	ND@1	ND@1	ND@1	ND@3	ND	28.5	NA	NA	ND@100
	6/28/17	ND@1	ND@1	ND@1	ND@3	ND	18	ND@10	ND@1	ND@100
	9/19/17	ND@1	ND@1	ND@1	ND@3	ND	12.9	ND@10	ND@1	ND@100
	12/19/17	ND@1	ND@1	ND@1	ND@3	ND	12.4	ND@10	ND@1	ND@100
	3/8/18	ND@1	ND@1	ND@1	ND@3	ND	6.59	ND@10	ND@1	ND@100
	6/27/18	ND@1	ND@1	ND@1	ND@3	ND	4.77	ND@10	ND@1	ND@100
	9/12/18	ND@1	ND@1	ND@1	ND@3	ND	3.09	ND@10	ND@1	ND@100
	12/26/18	ND@1	ND@1	ND@1	ND@3	ND	1.97	ND@10	ND@1	ND@100
	3/14/19	ND@1	ND@1	ND@1	ND@3	ND	2.69	ND@10	ND@1	ND@100
	6/26/19	ND@1	ND@1	ND@1	ND@3	ND	2.47	ND@10	ND@1	ND@20
	9/17/19	ND@1	ND@1	ND@1	ND@10	ND	2.88	ND@10	ND@1	ND@47
	12/27/19	ND@1	ND@1	ND@1	ND@10	ND	1.95	ND@10	ND@1	ND@47
	3/26/20	ND@1	ND@1	ND@1	ND@10	ND	ND@1	ND@10	ND@1	ND@47
6/23/20	ND@1	ND@1	ND@1	ND@10	ND	ND@1	ND@10	ND@1	ND@47	
9/29/20	ND@1	ND@1	ND@1	ND@10	ND	ND@1	ND@10	ND@1	ND@47	

**Table 2**  
**Monitoring Well Groundwater Analytical Results**  
 7-Eleven Store No. 22281  
 Fallston, Maryland

Sample ID	Date	Benzene (µg/L)	Toluene (µg/L)	Ethyl- benzene (µg/L)	Xylenes (µg/L)	BTEX (µg/L)	MTBE (µg/L)	TBA (µg/L)	TAME (µg/L)	TPH-GRO (µg/L)
MW-8B	10/15/07	ND@1	1	ND@1	ND@3	1	14	ND@10	ND@10	ND@100
	12/14/07	ND@1	ND@1	ND@100	ND@3	ND	15	ND@10	ND@10	ND@100
	3/14/08	ND@1	ND@1	ND@100	ND@3	ND	16	ND@10	ND@10	ND@100
	6/18/08	ND@1	ND@1	ND@1	ND@3	ND	24	ND@20		ND@100
	9/3/08	ND@1	ND@1	ND@1	ND@3	ND	28	ND@20	ND@10	ND@100
	12/27/08	ND@1	ND@1	ND@1	ND@3	ND	23	ND@20	ND@10	ND@100
	3/24/09	ND@1	ND@1	ND@1	ND@3	ND	39	ND@20	ND@10	ND@100
	6/8/09	ND@1	ND@1	ND@1	ND@3	ND	64	25	ND@10	ND@100
	9/27/09	ND@1	ND@1	ND@1	ND@3	ND	77	31	ND@10	ND@100
	12/23/09	ND@1	ND@1	ND@1	ND@3	ND	93	31	ND@10	ND@100
	3/10/10	ND@1	ND@1	ND@1	ND@3	ND	100	33	ND@10	ND@100
	6/7/10	ND@1	ND@1	ND@1	ND@3	ND	56	ND@20	ND@10	ND@100
	9/20/10	ND@1	ND@1	ND@1	ND@3	ND	65	ND@20	ND@10	ND@100
	12/20/10	ND@1	ND@1	ND@1	ND@3	ND	56	ND@20	ND@10	ND@100
	3/22/11	ND@1	ND@1	ND@1	ND@3	ND	34	ND@20	ND@10	ND@100
	6/29/11	ND@1	ND@1	ND@1	ND@3	ND	29	ND@20	ND@10	ND@100
	9/22/11	ND@1	ND@1	ND@1	ND@3	ND	22	ND@20	ND@10	ND@100
	12/8/11	ND@1	ND@1	ND@1	ND@3	ND	28	ND@20	ND@10	ND@100
	3/1/12	ND@1	ND@1	ND@1	ND@3	ND	22	ND@20	ND@10	ND@100
	6/5/12	ND@1	ND@1	ND@1	ND@3	ND	12	ND@20	ND@10	ND@100
	9/12/12	ND@1	ND@1	ND@1	ND@3	ND	18	ND@20	ND@10	ND@100
	12/6/12	ND@1	280	ND@1	ND@3	280	15	ND@20	ND@10	670
	3/11/13	ND@1	75	ND@1	ND@3	75	17	ND@20	ND@10	150
	6/6/13	ND@1	2.1	ND@1	ND@3	2.1	17	ND@20	ND@10	ND@100
	9/12/13	ND@1	ND@1	ND@1	ND@3	ND	14	ND@20	ND@10	ND@100
	12/18/13	ND@1	ND@1	ND@1	ND@3	ND	7.1	ND@20	ND@10	ND@100
	3/19/14	ND@0.5	ND@0.7	ND@0.8	ND@1.6	ND	3	ND@10	ND@0.8	ND@20
	6/16/14	ND@0.5	ND@0.5	ND@0.5	ND@1	ND	11	ND@10	ND@0.5	ND@20
	9/26/14	ND@0.5	ND@0.5	ND@0.5	ND@1	ND	8	ND@10	ND@0.5	ND@20
	12/8/14	ND@0.5	ND@0.5	ND@0.5	ND@1	ND	7	ND@10	ND@0.5	ND@20
3/24/15	ND@1	ND@1	ND@1	ND@2	ND	4.57	ND@10	ND@1	ND@100	
6/23/15	ND@1	ND@1	ND@1	ND@2	ND	5.67	ND@10	ND@1	ND@100	
9/22/15	ND@1	ND@1	ND@1	ND@2	ND	4.23	ND@1	ND@1	ND@100	
12/21/15	ND@1	ND@1	ND@1	ND@2	ND	3.4	ND@1	ND@1	ND@100	
3/9/16	ND@1	ND@1	ND@1	ND@2	ND	2.97	ND@1	ND@1	ND@100	
6/8/16	ND@1	ND@1	ND@1	ND@2	ND	2.12	ND@1	ND@1	ND@100	

**Table 2**  
**Monitoring Well Groundwater Analytical Results**  
 7-Eleven Store No. 22281  
 Fallston, Maryland

Sample ID	Date	Benzene (µg/L)	Toluene (µg/L)	Ethylbenzene (µg/L)	Xylenes (µg/L)	BTEX (µg/L)	MTBE (µg/L)	TBA (µg/L)	TAME (µg/L)	TPH-GRO (µg/L)
MW-8B Continued	9/19/16	ND@1	ND@1	ND@1	ND@2	ND	1.04	ND@1	ND@1	ND@100
	12/5/16	ND@1	ND@1	ND@1	ND@2	ND	1.44	ND@1	ND@1	ND@100
	3/13/17	ND@1	ND@1	ND@1	ND@3	ND	ND@1	NA	NA	ND@100
	6/28/17	ND@1	ND@1	ND@1	ND@3	ND	ND@1	ND@10	ND@1	ND@100
	9/19/17	ND@1	ND@1	ND@1	ND@3	ND	ND@1	ND@10	ND@1	ND@100
	12/19/17	ND@1	ND@1	ND@1	ND@3	ND	ND@1	ND@10	ND@1	ND@100
	3/8/18	ND@1	ND@1	ND@1	ND@3	ND	ND@1	ND@10	ND@1	ND@100
	6/27/18	ND@1	ND@1	ND@1	ND@3	ND	ND@1	ND@10	ND@1	ND@100
	9/12/18	ND@1	ND@1	ND@1	ND@3	ND	ND@1	ND@10	ND@1	ND@100
	12/26/18	ND@1	ND@1	ND@1	ND@3	ND	ND@1	ND@10	ND@1	ND@100
	3/14/19	ND@1	ND@1	ND@1	ND@3	ND	ND@1	ND@10	ND@1	ND@100
	6/26/19	ND@1	ND@1	ND@1	ND@3	ND	ND@1	ND@10	ND@1	ND@20
	9/17/19	ND@1	ND@1	ND@1	ND@10	ND	ND@1	ND@10	ND@1	ND@47
	12/27/19	ND@1	ND@1	ND@1	ND@10	ND	ND@1	ND@10	ND@1	ND@47
	3/26/20	ND@1	ND@1	ND@1	ND@10	ND	ND@1	ND@10	ND@1	ND@47
	6/23/20	ND@1	ND@1	ND@1	ND@10	ND	ND@1	ND@10	ND@1	ND@47
9/29/20	ND@1	ND@1	ND@1	ND@10	ND	ND@1	ND@10	ND@1	ND@47	

**Table 2**  
**Monitoring Well Groundwater Analytical Results**  
 7-Eleven Store No. 22281  
 Fallston, Maryland

Sample ID	Date	Benzene (µg/L)	Toluene (µg/L)	Ethyl- benzene (µg/L)	Xylenes (µg/L)	BTEX (µg/L)	MTBE (µg/L)	TBA (µg/L)	TAME (µg/L)	TPH-GRO (µg/L)
MW-8C	12/21/15	ND@1	ND@1	ND@1	ND@2	ND	3.88	ND@1	ND@1	ND@100
	3/9/16	ND@1	2.21	ND@1	ND@2	2.21	1.35	ND@1	ND@1	ND@100
	6/8/16	ND@1	ND@1	ND@1	ND@2	ND	ND@1	ND@1	ND@1	ND@100
	9/19/16	ND@1	ND@1	ND@1	ND@2	ND	ND@1	ND@1	ND@1	ND@100
	12/5/16	ND@1	ND@1	ND@1	ND@2	ND	3.73	ND@1	ND@1	ND@100
	3/13/17	ND@1	ND@1	ND@1	ND@3	ND	ND@1	NA	NA	ND@100
	6/28/17	ND@1	ND@1	ND@1	ND@3	ND	ND@1	ND@10	ND@1	ND@100
	9/19/17	ND@1	ND@1	ND@1	ND@3	ND	7.95	ND@10	ND@1	ND@100
	12/19/17	ND@1	ND@1	ND@1	ND@3	ND	ND@1	ND@10	ND@1	ND@100
	3/8/18	ND@1	ND@1	ND@1	ND@3	ND	ND@1	ND@10	ND@1	ND@100
	6/27/18	ND@1	ND@1	ND@1	ND@3	ND	ND@1	ND@10	ND@1	ND@100
	9/12/18	ND@1	ND@1	ND@1	ND@3	ND	ND@1	ND@10	ND@1	ND@100
	12/26/18	ND@1	ND@1	ND@1	ND@3	ND	ND@1	ND@10	ND@1	ND@100
	3/14/19	ND@1	ND@1	ND@1	ND@3	ND	ND@1	ND@10	ND@1	ND@100
	6/26/19	ND@1	ND@1	ND@1	ND@3	ND	ND@1	ND@10	ND@1	ND@20
	9/17/19	ND@1	ND@1	ND@1	ND@10	ND	ND@1	ND@10	ND@1	ND@47
	12/27/19	ND@1	ND@1	ND@1	ND@10	ND	ND@1	ND@10	ND@1	ND@47
	3/26/20	ND@1	ND@1	ND@1	ND@10	ND	ND@1	ND@10	ND@1	ND@47
6/23/20	ND@1	ND@1	ND@1	ND@10	ND	ND@1	ND@10	ND@1	ND@47	
9/29/20	ND@1	ND@1	ND@1	ND@10	ND	ND@1	ND@10	ND@1	ND@47	

**Table 2**  
**Monitoring Well Groundwater Analytical Results**  
 7-Eleven Store No. 22281  
 Fallston, Maryland

Sample ID	Date	Benzene (µg/L)	Toluene (µg/L)	Ethyl-benzene (µg/L)	Xylenes (µg/L)	BTEX (µg/L)	MTBE (µg/L)	TBA (µg/L)	TAME (µg/L)	TPH-GRO (µg/L)
MW-9	3/10/10	ND@1	ND@1	ND@1	ND@3	ND	1,800	490	75	1,600
	5/6/10	ND@1	ND@1	ND@1	ND@3	ND	1,200	330	52	1,300
	6/7/10	ND@1	ND@1	ND@1	ND@3	ND	990	290	33	910
	7/31/10	ND@1	ND@1	ND@1	ND@3	ND	1,600	480	71	2,100
	8/16/10	ND@1	ND@1	ND@1	ND@3	ND	1,300	350	49	1,600
	9/20/10	ND@1	ND@1	ND@1	ND@3	ND	990	340	34	1,100
	10/26/10	ND@1	ND@1	ND@1	ND@3	ND	1,300	500	52	1,400
	11/23/10	ND@1	ND@1	ND@1	ND@3	ND	1,200	360	50	1,300
	12/20/10	ND@1	ND@1	ND@1	ND@3	ND	1,400	470	48	1,400
	2/28/11	ND@1	ND@1	ND@1	ND@3	ND	1,200	190	57	1,300
	3/22/11	ND@1	ND@1	ND@1	ND@3	ND	1,100	340	42	850
	4/26/11	ND@1	ND@1	ND@1	ND@3	ND	1,300	320	59	1,800
	5/25/11	ND@1	ND@1	ND@1	ND@3	ND	1,200	150	53	1,500
	6/29/11	ND@1	ND@1	ND@1	ND@3	ND	1,600	200	68	1,700
	9/22/11	ND@1	ND@1	ND@1	ND@3	ND	2,200	690	ND@100	1,300
	12/8/11	ND@1	ND@1	ND@1	ND@3	ND	2,000	560	95	1,500
	3/1/12	ND@1	ND@1	ND@1	ND@3	ND	1,800	790	81	2,300
	6/5/12	1.3	ND@1	ND@1	ND@3	ND	3,900	1,600	160	3,800
	9/12/12	1.1	ND@1	ND@1	ND@3	1.1	2,500	1,200	130	2,700
	12/6/12	ND@1	ND@1	ND@1	ND@3	ND	1,600	840	90	1,900
	3/11/13	ND@1	ND@1	ND@1	ND@3	ND	2,500	1,100	97	2,000
	6/6/13	ND@1	ND@1	ND@1	ND@3	ND	2,000	920	83	2,100
	9/12/13	ND@1	ND@1	ND@1	ND@3	ND	2,300	1,500	100	2,100
	12/18/13	ND@1	ND@1	ND@1	ND@3	ND	950	360	35	730
	3/19/14	ND@0.5	ND@0.7	ND@0.8	ND@1.6	ND	1,100	510	44	970
	6/16/14	ND@0.5	ND@0.5	ND@0.5	ND@1	ND	750	360	31	640
	9/26/14	ND@0.5	ND@0.5	ND@0.5	ND@1	ND	560	200	16	500
	12/8/14	ND@0.5	ND@0.5	ND@0.5	ND@1	ND	900	370	35	800
	3/24/15	ND@1	ND@1	ND@1	ND@2	ND	557	203	21.4	435
	6/23/15	ND@1	ND@1	ND@1	ND@2	ND	554	173	17.2	ND@100
	9/22/15	ND@1	ND@1	ND@1	ND@2	ND	896	321	29.6	979
	12/21/15	ND@1	ND@1	ND@1	ND@2	ND	274	89.8	11.8	256
	3/9/16	ND@1	ND@1	ND@1	ND@2	ND	340	109	14.2	451
	6/8/16	ND@1	ND@1	ND@1	ND@2	ND	237	53.2	6.97	243
	9/21/16	ND@1	ND@1	ND@1	ND@2	ND	180	38.4	5.86	189
	12/5/16	ND@1	ND@1	ND@1	ND@2	ND	112	ND@10	4.02	130
	3/13/17	ND@1	ND@1	ND@1	ND@3	ND	123	NA	NA	162
	6/28/17	ND@1	ND@1	ND@1	ND@3	ND	100	44.2	3.04	175
	9/19/17	ND@1	ND@1	ND@1	ND@3	ND	193	26.7	5.37	165
	12/19/17	ND@1	ND@1	ND@1	ND@3	ND	22.8	ND@10	ND@1	ND@100
	3/8/18	ND@1	ND@1	ND@1	ND@3	ND	57.5	ND@10	1.84	ND@100
	6/27/18	ND@1	ND@1	ND@1	ND@3	ND	23.4	ND@10	ND@1	ND@100
	9/12/18	ND@1	ND@1	ND@1	ND@3	ND	66.4	ND@10	1.96	ND@100
	12/26/18	ND@1	ND@1	ND@1	ND@3	ND	22.6	ND@10	ND@1	ND@100
	3/14/19	ND@1	ND@1	ND@1	ND@3	ND	14.5	ND@10	ND@1	34.2
	6/26/19	ND@1	ND@1	ND@1	ND@3	ND	19.5	ND@10	ND@1	30.9
	9/17/19	ND@1	ND@1	ND@1	ND@10	ND	6.64	ND@10	ND@1	ND@47
	12/27/19	ND@1	ND@1	ND@1	ND@10	ND	15.4	ND@10	ND@1	ND@47
	3/26/20	ND@1	ND@1	ND@1	ND@10	ND	5.95	ND@10	ND@1	ND@47
	6/23/20	ND@1	ND@1	ND@1	ND@10	ND	6.18	ND@10	ND@1	ND@47
	9/29/20	ND@1	ND@1	ND@1	ND@10	ND	4.90	ND@10	ND@1	ND@47

**Table 2**  
**Monitoring Well Groundwater Analytical Results**  
 7-Eleven Store No. 22281  
 Fallston, Maryland

Sample ID	Date	Benzene (µg/L)	Toluene (µg/L)	Ethylbenzene (µg/L)	Xylenes (µg/L)	BTEX (µg/L)	MTBE (µg/L)	TBA (µg/L)	TAME (µg/L)	TPH-GRO (µg/L)
MW-10	3/10/10	6	ND@1	ND@1	11	17	17,000	5,400	810	18,000
	5/6/10	3	ND@1	1	4	8	8,300	2,800	350	10,000
	6/7/10	1	ND@1	ND@1	1	2	4,700	1,700	350	5,200
	7/31/10	1	ND@1	ND@1	2	3	6,600	4,200	330	8,500
	8/16/10	2	ND@1	ND@1	2	4	6,600	3,600	330	9,200
	9/20/10	1	ND@1	ND@1	1	2	5,600	5,700	250	6,900
	10/26/10	1	ND@1	ND@1	1	2	6,100	6,600	280	7,100
	11/23/10	2	ND@1	ND@1	3	5	7,700	4,800	410	9,400
	12/20/10	2	ND@1	ND@1	4	6	11,000	9,600	470	12,000
	2/28/11	ND@1	ND@1	ND@1	ND@3	ND	8,300	5,200	530	11,000
	3/22/11	ND@1	ND@1	ND@1	ND@3	ND	5,700	4,600	240	5,900
	4/26/11	2	ND@1	ND@1	3	5	5,600	6,000	290	8,000
	5/25/11	2	ND@1	ND@1	3	5	5,800	6,000	270	7,500
	6/29/11	ND@5	ND@5	ND@5	ND@15	ND	4,100	4,400	180	4,800
	9/22/11	ND@20	ND@20	ND@20	ND@60	ND	2,700	1,700	180	1,800
	12/8/11	ND@1	ND@1	ND@1	ND@3	ND	2,700	2,900	120	1,900
	3/1/12	ND@1	ND@1	ND@1	ND@3	ND	1,100	1,100	51	1,500
	6/5/12	ND@1	ND@1	ND@1	ND@3	ND	1,000	920	34	1,100
	9/12/12	ND@1	ND@1	ND@1	ND@3	ND	1,000	1,000	41	1,100
	12/6/12	ND@1	ND@1	ND@1	ND@3	ND	1,000	1,500	50	1,100
	3/11/13	ND@1	ND@1	ND@1	ND@3	ND	880	1,300	37	750
	6/6/13	ND@1	ND@1	ND@1	ND@3	ND	520	810	23	660
	9/12/13	ND@1	ND@1	ND@1	ND@3	ND	370	710	16	380
	12/18/13	ND@1	ND@1	ND@1	ND@3	ND	440	610	17	390
	3/19/14	ND@0.5	ND@0.7	ND@0.8	ND@1.6	ND	290	680	13	280
	6/16/14	ND@0.5	ND@0.5	ND@0.5	ND@1	ND	320	810	14	270
	9/26/14	ND@0.5	ND@0.5	ND@0.5	ND@1	ND	200	280	7	260
	12/8/14	ND@0.5	ND@0.5	ND@0.5	ND@1	ND	290	250	12	230
	3/24/15	ND@1	ND@1	ND@1	ND@2	ND	197	167	7.72	175
	6/23/15	ND@1	ND@1	ND@1	ND@2	ND	180	83	5.72	ND@100
	9/22/15	ND@1	ND@1	ND@1	ND@2	ND	114	48	4	121
	12/21/15	ND@1	ND@1	ND@1	ND@2	ND	171	51	7.29	179
	3/9/16	ND@1	ND@1	ND@1	ND@2	ND	153	46	6.19	190
	6/8/16	ND@1	ND@1	ND@1	ND@2	ND	116	21.3	3.78	120
	9/21/16	ND@1	ND@1	ND@1	ND@2	ND	98	13.5	3.26	106
	12/5/16	ND@1	ND@1	ND@1	ND@2	ND	127	24.7	5.16	147
	3/13/17	ND@1	ND@1	ND@1	ND@3	ND	130	NA	NA	165
	6/28/17	ND@1	ND@1	ND@1	ND@3	ND	65.6	ND@10	2.12	ND@100
	9/19/17	ND@1	ND@1	ND@1	ND@3	ND	59	14.3	1.75	ND@100
	12/19/17	ND@1	ND@1	ND@1	ND@3	ND	84.1	12.6	2.48	ND@100
	3/8/18	ND@1	ND@1	ND@1	ND@3	ND	88.1	ND@10	2.9	124
	6/27/18	ND@1	ND@1	ND@1	ND@3	ND	31.5	ND@10	ND@1	ND@100
	9/12/18	ND@1	ND@1	ND@1	ND@3	ND	25.1	ND@10	ND@1	ND@100
	12/26/18	ND@1	ND@1	ND@1	ND@3	ND	14.5	ND@10	ND@1	ND@100
	3/14/19	ND@1	ND@1	ND@1	ND@3	ND	16.4	ND@10	ND@1	25.7
	6/26/19	ND@1	ND@1	ND@1	ND@3	ND	16.7	ND@10	ND@1	25.0
	9/17/19	ND@1	ND@1	ND@1	ND@10	ND	14.5	ND@10	ND@1	ND@47
	12/27/19	ND@1	ND@1	ND@1	ND@10	ND	18.2	ND@10	ND@1	ND@47
	3/26/20	ND@1	ND@1	ND@1	ND@10	ND	3.93	ND@10	ND@1	ND@47
	6/23/20	ND@1	ND@1	ND@1	ND@10	ND	5.64	ND@10	ND@1	ND@47
	9/29/20	ND@1	ND@1	ND@1	ND@10	ND	1.96	ND@10	ND@1	ND@47

**Table 2**  
**Monitoring Well Groundwater Analytical Results**  
7-Eleven Store No. 22281  
Fallston, Maryland

Sample ID	Date	Benzene (µg/L)	Toluene (µg/L)	Ethylbenzene (µg/L)	Xylenes (µg/L)	BTEX (µg/L)	MTBE (µg/L)	TBA (µg/L)	TAME (µg/L)	TPH-GRO (µg/L)
MW-11	1/5/11	6	ND@1	ND@1	14	20	11,000	14,000	660	16,000
	3/22/11	4	ND@1	ND@1	7	11	8,800	9,600	440	10,000
	4/26/11	2	ND@1	ND@1	3	5	5,800	7,200	300	7,600
	5/25/11	1	ND@1	ND@1	1	2	3,900	3,500	200	5,200
	6/29/11	ND@5	ND@5	ND@5	ND@15	ND	4,000	4,300	170	4,400
	9/22/11	ND@20	ND@20	ND@20	ND@60	ND	3,300	2,300	ND@200	1,900
	12/8/11	ND@1	ND@1	ND@1	ND@3	ND	2,200	2,700	91	1,500
	3/1/12	ND@1	ND@1	ND@1	ND@3	ND	1,100	1,300	51	1,500
	6/5/12	ND@1	ND@1	ND@1	ND@3	ND	900	1,100	30	950
	9/12/12	ND@1	ND@1	ND@1	ND@3	ND	1,400	2,400	61	1,500
	12/6/12	ND@1	ND@1	ND@1	ND@3	ND	1,400	2,800	76	1,500
	3/11/13	ND@1	ND@1	ND@1	ND@3	ND	1,100	3,700	47	940
	6/6/13	ND@1	ND@1	ND@1	ND@3	ND	590	1,700	25	690
	9/12/13	ND@1	ND@1	ND@1	ND@3	ND	450	1,200	21	480
	12/18/13	ND@1	ND@1	ND@1	ND@3	ND	640	1,700	26	560
	3/19/14	ND@0.5	ND@0.7	ND@0.8	ND@1.6	ND	330	1,300	14	320
	6/16/14	ND@0.5	ND@0.5	ND@0.5	ND@1	ND	230	170	8	190
	9/26/14	ND@0.5	ND@0.5	ND@0.5	ND@1	ND	92	140	3	130
	12/8/14	ND@0.5	ND@0.5	ND@0.5	ND@1	ND	200	330	8	150
	3/24/15	ND@1	ND@1	ND@1	ND@2	ND	120	133	4.3	102
	6/23/15	ND@1	ND@1	ND@1	ND@2	ND	89.2	27.1	2.6	ND@100
	9/22/15	ND@1	ND@1	ND@1	ND@2	ND	9.39	ND@1	ND@1	ND@100
	12/21/15	ND@1	ND@1	ND@1	ND@2	ND	73.7	19.2	2.62	ND@100
	3/9/16	ND@1	ND@1	ND@1	ND@2	ND	61.9	ND@10	2.12	ND@100
	6/8/16	ND@1	ND@1	ND@1	ND@2	ND	4.45	ND@10	ND@1	ND@100
	9/21/16	ND@1	ND@1	ND@1	ND@2	ND	1.99	ND@10	ND@1	ND@100
	12/5/16	ND@1	ND@1	ND@1	ND@2	ND	10.6	ND@10	ND@1	ND@100
	3/13/17	ND@1	ND@1	ND@1	ND@2	ND	19	NA	NA	ND@100
	6/28/17	ND@1	ND@1	ND@1	ND@2	ND	10.7	ND@10	ND@1	ND@100
	9/19/17	ND@1	ND@1	ND@1	ND@2	ND	17.4	ND@10	ND@1	ND@100
	12/19/17	ND@1	ND@1	ND@1	ND@2	ND	12.4	ND@10	ND@1	ND@100
	3/8/18	ND@1	ND@1	ND@1	ND@3	ND	16.1	ND@10	ND@1	ND@100
	6/27/18	ND@1	ND@1	ND@1	ND@3	ND	8.12	ND@10	ND@1	ND@100
9/12/18	ND@1	ND@1	ND@1	ND@3	ND	8.86	ND@10	ND@1	ND@100	
12/26/18	ND@1	ND@1	ND@1	ND@3	ND	1.12	ND@10	ND@1	ND@100	
3/14/19	ND@1	ND@1	ND@1	ND@3	ND	1.09	ND@10	ND@1	ND@100	
6/26/19	ND@1	ND@1	ND@1	ND@3	ND	1.04	ND@10	ND@1	ND@20	
9/17/19	ND@1	ND@1	ND@1	ND@10	ND	1.04	ND@10	ND@1	ND@47	
12/27/19	ND@1	ND@1	ND@1	ND@10	ND	1.96	ND@10	ND@1	ND@47	
3/26/20	ND@1	ND@1	ND@1	ND@10	ND	1.19	ND@10	ND@1	ND@47	
6/23/20	ND@1	ND@1	ND@1	ND@10	ND	4.29	ND@10*	ND@1	ND@47	
9/29/20	ND@1	ND@1	ND@1	ND@10	ND	ND@1	ND@10	ND@1	ND@47	



**Table 2**  
**Monitoring Well Groundwater Analytical Results**  
7-Eleven Store No. 22281  
Fallston, Maryland

Sample ID	Date	Benzene (µg/L)	Toluene (µg/L)	Ethylbenzene (µg/L)	Xylenes (µg/L)	BTEX (µg/L)	MTBE (µg/L)	TBA (µg/L)	TAME (µg/L)	TPH-GRO (µg/L)
MW-12	1/5/11	ND@1	ND@1	ND@1	ND@3	ND	560	56	20	670
	3/22/11	ND@1	ND@1	ND@1	ND@3	ND	420	84	13	340
	4/26/11	ND@1	ND@1	ND@1	ND@3	ND	530	94	18	700
	5/25/11	ND@1	ND@1	ND@1	ND@3	ND	520	390	17	660
	6/29/11	ND@5	ND@5	ND@5	ND@15	ND	540	110	ND@50	610
	9/22/11	ND@5	ND@5	ND@5	ND@15	ND	380	ND@100	ND@50	270
	12/8/11	ND@1	ND@1	ND@1	ND@3	ND	490	88	14	400
	3/1/12	ND@1	ND@1	ND@1	ND@3	ND	380	120	12	490
	6/5/12	ND@1	ND@1	ND@1	ND@3	ND	240	46	ND@10	300
	9/12/12	ND@1	ND@1	ND@1	ND@3	ND	220	61	ND@10	240
	12/6/12	ND@1	ND@1	ND@1	ND@3	ND	160	32	ND@10	170
	3/11/13	ND@1	ND@1	ND@1	ND@3	ND	160	72	ND@10	130
	6/6/13	ND@1	ND@1	ND@1	ND@3	ND	140	ND@20	ND@10	150
	9/12/13	ND@1	ND@1	ND@1	ND@3	ND	70	ND@20	ND@10	ND@100
	12/18/13	ND@1	ND@1	ND@1	ND@3	ND	13	ND@20	ND@10	ND@100
	3/19/14	ND@0.5	ND@0.7	ND@0.8	ND@1.6	ND	15	ND@10	ND@0.8	22
	6/16/14	ND@0.5	ND@0.5	ND@0.5	ND@1	ND	15	ND@10	ND@0.5	ND@20
	9/26/14	ND@0.5	ND@0.5	ND@0.5	ND@1	ND	7	ND@10	ND@0.5	ND@20
	12/8/14	ND@0.5	ND@0.5	ND@0.5	ND@1	ND	10	ND@10	ND@0.5	ND@20
	3/24/15	ND@1	ND@1	ND@1	ND@2	ND	2.95	ND@10	ND@1	ND@100
	6/23/15	ND@1	ND@1	ND@1	ND@2	ND	3.73	ND@10	ND@1	ND@100
	9/22/15	ND@1	ND@1	ND@1	ND@2	ND	2.58	ND@10	ND@1	ND@100
	12/21/15	ND@1	ND@1	ND@1	ND@2	ND	1.78	ND@10	ND@1	ND@100
	3/9/16	ND@1	ND@1	ND@1	ND@2	ND	2.82	ND@10	ND@1	ND@100
	6/8/16	ND@1	ND@1	ND@1	ND@2	ND	1.79	ND@10	ND@1	ND@100
	9/21/16	ND@1	ND@1	ND@1	ND@2	ND	1.26	ND@10	ND@1	ND@100
	12/5/16	ND@1	ND@1	ND@1	ND@2	ND	1.29	ND@10	ND@1	ND@100
	3/13/17	ND@1	ND@1	ND@1	ND@3	ND	1.49	NA	NA	ND@100
	6/28/17	ND@1	ND@1	ND@1	ND@3	ND	1.42	ND@10	ND@1	ND@100
	9/19/17	ND@1	ND@1	ND@1	ND@3	ND	1.51	ND@10	ND@1	ND@100
	12/19/17	ND@1	ND@1	ND@1	ND@3	ND	2.13	ND@10	ND@1	ND@100
	3/8/18	ND@1	ND@1	ND@1	ND@3	ND	2.01	ND@10	ND@1	ND@100
6/27/18	ND@1	ND@1	ND@1	ND@3	ND	2.58	ND@10	ND@1	ND@100	
9/12/18	ND@1	ND@1	ND@1	ND@3	ND	3.06	ND@10	ND@1	ND@100	
12/26/18	ND@1	ND@1	ND@1	ND@3	ND	2.04	ND@10	ND@1	ND@100	
3/14/19	ND@1	ND@1	ND@1	ND@3	ND	1.49	ND@10	ND@1	ND@100	
6/26/19	ND@1	ND@1	ND@1	ND@3	ND	1.16	ND@10	ND@1	ND@20	
9/17/19	ND@1	ND@1	ND@1	ND@10	ND	1.08	ND@10	ND@1	ND@47	
12/27/19	ND@1	ND@1	ND@1	ND@10	ND	ND@1	ND@10	ND@1	ND@47	
3/26/20	ND@1	ND@1	ND@1	ND@10	ND	ND@1	ND@10	ND@1	ND@47	
6/23/20	ND@1	ND@1	ND@1	ND@10	ND	1.33	ND@10*	ND@1	ND@47	
9/29/20	ND@1	ND@1	ND@1	ND@10	ND	ND@1	ND@10	ND@1	ND@47	

**Table 2**  
**Monitoring Well Groundwater Analytical Results**  
 7-Eleven Store No. 22281  
 Fallston, Maryland

Sample ID	Date	Benzene (µg/L)	Toluene (µg/L)	Ethylbenzene (µg/L)	Xylenes (µg/L)	BTEX (µg/L)	MTBE (µg/L)	TBA (µg/L)	TAME (µg/L)	TPH-GRO (µg/L)
MW-13	1/5/11	ND@1	ND@1	ND@1	ND@3	ND	590	70	25	660
	3/22/11	ND@1	ND@1	ND@1	ND@3	ND	510	96	19	410
	4/26/11	ND@1	ND@1	ND@1	ND@3	ND	560	99	24	730
	5/25/11	ND@1	ND@1	ND@1	ND@3	ND	700	42	28	880
	6/29/11	ND@5	ND@5	ND@5	ND@15	ND	770	ND@100	ND@50	750
	9/22/11	ND@5	ND@5	ND@5	ND@15	ND	850	170	ND@50	530
	12/8/11	ND@1	ND@1	ND@1	ND@3	ND	1,100	92	47	840
	3/1/12	ND@1	ND@1	ND@1	ND@3	ND	1,600	210	82	2,000
	6/5/12	ND@1	ND@1	ND@1	ND@3	ND	1,200	130	53	1,400
	9/12/12	ND@1	ND@1	ND@1	ND@3	ND	1,000	150	44	1,100
	12/6/12	ND@1	ND@1	ND@1	ND@3	ND	770	450	40	900
	3/11/13	ND@1	ND@1	ND@1	ND@3	ND	1,000	180	50	940
	6/6/13	ND@1	ND@1	ND@1	ND@3	ND	860	290	39	1,000
	9/12/13	ND@1	ND@1	ND@1	ND@3	ND	880	280	41	840
	12/18/13	ND@1	ND@1	ND@1	ND@3	ND	570	180	21	450
	3/19/14	ND@0.5	ND@0.7	ND@0.8	ND@1.6	ND	790	180	36	860
	6/16/14	ND@0.5	ND@0.5	ND@0.5	ND@1	ND	500	130	21	400
	9/26/14	ND@0.5	ND@0.5	ND@0.5	ND@1	ND	430	140	20	540
	12/8/14	ND@0.5	ND@0.5	ND@0.5	ND@1	ND	260	60	11	310
	3/24/15	ND@1	ND@1	ND@1	ND@2	ND	355	82.5	15.3	320
	6/23/15	ND@1	ND@1	ND@1	ND@2	ND	327	71	11.5	ND@100
	9/22/15	ND@1	ND@1	ND@1	ND@2	ND	71	21	2.81	ND@100
	12/21/15	ND@1	ND@1	ND@1	ND@2	ND	241	48	12.9	211
	3/9/16	ND@1	ND@1	ND@1	ND@2	ND	160	36	7.2	198
	6/8/16	ND@1	ND@1	ND@1	ND@2	ND	135	31	4.59	129
	9/21/16	ND@1	ND@1	ND@1	ND@2	ND	129	23	5.32	135
	12/5/16	ND@1	ND@1	ND@1	ND@2	ND	31.2	ND@10	1.37	ND@100
	3/13/17	ND@1	ND@1	ND@1	ND@3	ND	23.2	NA	NA	ND@100
	6/28/17	ND@1	ND@1	ND@1	ND@3	ND	78.6	30	3.09	ND@100
	9/19/17	ND@1	ND@1	ND@1	ND@3	ND	110	16	3.96	ND@100
	12/19/17	ND@1	ND@1	ND@1	ND@3	ND	94	20	3.54	ND@100
	3/8/18	ND@1	ND@1	ND@1	ND@3	ND	52	ND@10	2.16	ND@100
6/27/18	ND@1	ND@1	ND@1	ND@3	ND	24.9	ND@10	ND@1	ND@100	
9/12/18	ND@1	ND@1	ND@1	ND@3	ND	16.1	ND@10	ND@1	ND@100	
12/26/18	ND@1	ND@1	ND@1	ND@3	ND	ND@1	ND@10	ND@1	ND@100	
3/14/19	ND@1	ND@1	ND@1	ND@3	ND	1.35	ND@10	ND@1	ND@100	
6/26/19	ND@1	ND@1	ND@1	ND@3	ND	ND@1	ND@10	ND@1	ND@20	
9/17/19	ND@1	ND@1	ND@1	ND@10	ND	ND@1	ND@10	ND@1	ND@47	
12/27/19	ND@1	ND@1	ND@1	ND@10	ND	1.27	ND@10	ND@1	ND@47	
3/26/20	ND@1	ND@1	ND@1	ND@10	ND	ND@1	ND@10	ND@1	ND@47	
6/23/20	ND@1	ND@1	ND@1	ND@10	ND	1.08	ND@10*	ND@1	ND@47	
9/29/20	ND@1	ND@1	ND@1	ND@10	ND	ND@1	ND@10	ND@1	ND@47	

**Table 2**  
**Monitoring Well Groundwater Analytical Results**  
 7-Eleven Store No. 22281  
 Fallston, Maryland

Sample ID	Date	Benzene (µg/L)	Toluene (µg/L)	Ethyl- benzene (µg/L)	Xylenes (µg/L)	BTEX (µg/L)	MTBE (µg/L)	TBA (µg/L)	TAME (µg/L)	TPH-GRO (µg/L)
HW-1	3/16/06	<b>100</b>	880	ND@5	1,690	2,670	<b>3,700</b>	1,800	ND@130	<b>41,000</b>
	6/30/06	<b>8</b>	E 380	170	E 790	178	<b>62</b>	56	ND@25	<b>2,700</b>
	9/12/06	*Not Sampled, Well Dry								
	12/7/06	*Not Sampled, Well Dry								
	3/28/07	*Not Sampled, Well Dry								
	6/13/07	*Not Sampled, Well Dry								
	9/25/07	*Not Sampled, Well Dry								
	12/14/07	*Not Sampled, Well Dry								
	3/14/08	*Not Sampled, Well Dry								
	6/18/08	*Not Sampled, Well Dry								
	9/3/08	*Not Sampled, Well Dry								
12/23/08	Well destroyed during 10/08 UST excavation activities									

**Table 2**  
**Monitoring Well Groundwater Analytical Results**  
 7-Eleven Store No. 22281  
 Fallston, Maryland

Sample ID	Date	Benzene (µg/L)	Toluene (µg/L)	Ethyl- benzene (µg/L)	Xylenes (µg/L)	BTEX (µg/L)	MTBE (µg/L)	TBA (µg/L)	TAME (µg/L)	TPH-GRO (µg/L)
HW-2	3/16/06									*Not Sampled, Well Dry
	6/30/06									*Not Sampled, Well Dry
	9/12/06									*Not Sampled, Well Dry
	12/7/06									*Not Sampled, Well Dry
	3/28/07									*Not Sampled, Well Dry
	6/13/07									*Not Sampled, Well Dry
	9/25/07									*Not Sampled, Well Dry
	12/14/07									*Not Sampled, Well Dry
	3/14/08									*Not Sampled, Well Dry
	6/18/08									*Not Sampled, Well Dry
	9/3/08									*Not Sampled, Well Dry
	12/23/08									*Not Sampled, Well Dry
	3/24/09									*Not Sampled, Well Dry
	6/8/09									*Not Sampled, Well Dry
	9/27/09									*Not Sampled, Well Dry
	12/23/09									*Not Sampled, Well Dry
	3/10/10									*Not Sampled, Well Dry
	6/7/10									*Not Sampled, Well Dry
	7/31/10									*Not Sampled, Well Dry
	8/16/10									*Not Sampled, Well Dry
	9/20/10									*Not Sampled, Well Dry
	10/26/10									*Not Sampled, Well Dry
	11/23/10									*Not Sampled, Well Dry
	12/20/10									*Not Sampled, Well Dry
	2/28/11									*Not Sampled, Well Dry
	3/22/11									*Not Sampled, Well Dry
	6/29/11									*Not Sampled, Well Dry
	9/22/11									*Not Sampled, Well Dry
	12/8/11									*Not Sampled, Well Dry
	3/1/12									*Not Sampled, Well Dry
6/5/12									*Not Sampled, Well Dry	
9/12/12									*Not Sampled, Well Dry	
12/6/12									*Not Sampled, Well Dry	
3/11/13									*Not Sampled, Well Dry	
6/6/13									*Not Sampled, Well Dry	
9/12/13									*Not Sampled, Well Dry	
12/18/13									*Not Sampled, Well Dry	
3/19/14									*Not Sampled, Well Dry	
6/16/14										Well abandoned on 6/30/14

**Table 2**  
**Monitoring Well Groundwater Analytical Results**  
7-Eleven Store No. 22281  
Fallston, Maryland

Sample ID	Date	Benzene (µg/L)	Toluene (µg/L)	Ethylbenzene (µg/L)	Xylenes (µg/L)	BTEX (µg/L)	MTBE (µg/L)	TBA (µg/L)	TAME (µg/L)	TPH-GRO (µg/L)	
HW-3	1/23/07	2	ND@1	ND@1	ND@3	2	6,600	230	250	510	
	3/28/07	NS	NS	NS	NS	NS	NS	NS	NS	NS	
	6/22/07	4	ND@1	ND@1	3	7	5,800	440	380	900	
	9/25/07	6	ND@1	ND@1	4	10	E 7,200	E 730	E 660	1,600	
	12/14/07	4	ND@1	ND@1	2	6	E 6,300	E 470	E 600	1,100	
	3/14/08	ND@50	ND@50	ND@50	ND@350	ND	7,100	ND@500	ND@500	9,000	
	6/18/08	ND@50	ND@50	ND@50	ND@350	ND	7,700	ND@1000	ND@500	1,500	
	9/3/08	5	ND@1	ND@1	3	8	6,500	E 750	E 750	3,100	
	12/27/08	ND@10	ND@10	ND@10	ND@30	ND	7,600	530	590	2,700	
	3/24/09	2	ND@1	ND@1	1	3	9,000	790	660	1,500	
	6/8/09	2	ND@1	ND@1	ND@3	2	7,000	490	600	2,500	
	9/27/09	1	ND@1	ND@1	ND@3	1	6,600	380	510	10,000	
	12/23/09	ND@1	ND@1	ND@1	ND@3	ND	3,800	230	310	4,700	
	3/10/10	ND@1	ND@1	ND@1	ND@3	ND	3,400	880	240	4,300	
	5/6/10	ND@1	ND@1	ND@1	ND@3	ND	3,000	900	230	4,000	
	6/7/10	ND@1	ND@1	ND@1	ND@3	ND	1,400	370	110	1,400	
	7/31/10	ND@1	ND@1	ND@1	ND@3	ND	4,900	580	420	7,000	
	8/16/10	1	ND@1	ND@1	ND@3	ND	5,900	740	490	8,600	
	9/20/10	ND@1	ND@1	ND@1	ND@3	ND	490	54	34	590	
	10/26/10	ND@1	ND@1	ND@1	ND@3	ND	3,900	580	330	4,500	
	11/23/10	ND@1	ND@1	ND@1	ND@3	ND	4,400	760	350	5,200	
	12/20/10	ND@1	ND@1	ND@1	ND@3	ND	6,500	1,200	440	7,400	
	2/28/11	ND@1	ND@1	ND@1	ND@3	ND	4,600	930	410	5,900	
	3/22/11	ND@1	ND@1	ND@1	ND@3	ND	4,500	1,400	290	4,200	
	6/29/11	ND@5	ND@5	ND@5	ND@15	ND	5,600	1,000	330	7,300	
	9/22/11	ND@20	ND@20	ND@20	ND@60	ND	3,200	940	ND@200	2,700	
	12/8/11	ND@1	ND@1	ND@1	ND@3	ND	3,100	1,100	170	2,800	
	3/1/12	Inadvertently Not Sampled									
	6/5/12	ND@1	ND@1	ND@1	ND@3	ND	3,600	1,200	210	3,900	
	9/12/12	ND@1	ND@1	ND@1	ND@3	ND	3,600	1,800	160	3,600	
12/6/12	ND@1	ND@1	ND@1	ND@3	ND	940	460	49	960		
3/11/13	ND@1	ND@1	ND@1	ND@3	ND	500	190	24	510		
6/6/13	ND@1	ND@1	ND@1	ND@3	ND	1,100	450	52	1,200		
9/12/13	ND@1	ND@1	ND@1	ND@3	ND	1,000	950	38	810		
12/18/13	ND@1	ND@1	ND@1	ND@3	ND	620	480	21	440		
3/19/14	ND@0.5	ND@0.7	ND@0.8	ND@1.6	ND	490	570	21	570		

**Table 2**  
**Monitoring Well Groundwater Analytical Results**  
 7-Eleven Store No. 22281  
 Fallston, Maryland

Sample ID	Date	Benzene (µg/L)	Toluene (µg/L)	Ethylbenzene (µg/L)	Xylenes (µg/L)	BTEX (µg/L)	MTBE (µg/L)	TBA (µg/L)	TAME (µg/L)	TPH-GRO (µg/L)
HW-3 continued	6/16/14	ND@0.5	ND@0.5	ND@0.5	ND@1	ND	280	470	11	220
	9/26/14	ND@0.5	ND@0.5	ND@0.5	ND@1	ND	450	650	17	530
	12/8/14	ND@0.5	ND@0.5	ND@0.5	ND@1	ND	460	650	21	440
	3/24/15	ND@1	ND@1	ND@1	ND@2	ND	239	369	9.75	212
	6/23/15	ND@1	ND@1	ND@1	ND@2	ND	222	307	8.17	ND@100
	9/22/15	ND@1	ND@1	ND@1	ND@2	ND	403	698	16.2	466
	12/21/15	ND@1	ND@1	ND@1	ND@2	ND	144	167	5.14	117
	3/9/16	ND@1	ND@1	ND@1	ND@2	ND	89.7	91.8	3.76	107
	6/8/16	ND@1	ND@1	ND@1	ND@2	ND	93.4	80.3	3.25	104
	9/21/16	ND@1	ND@1	ND@1	ND@2	ND	148	57.5	5.34	162
	12/5/16	ND@1	ND@1	ND@1	ND@2	ND	134	50.9	5.83	158
	3/13/17	ND@1	ND@1	ND@1	ND@3	ND	105	NA	NA	138
	6/28/17	ND@1	ND@1	ND@1	ND@3	ND	86.9	30.8	2.99	ND@100
	9/19/17	ND@1	ND@1	ND@1	ND@3	ND	67.6	ND@10	2.16	ND@100
	12/19/17	ND@1	ND@1	ND@1	ND@3	ND	104	ND@10	3.34	ND@100
	3/8/18	ND@1	ND@1	ND@1	ND@3	ND	61.3	ND@10	2.14	ND@100
	6/27/18	ND@1	ND@1	ND@1	ND@3	ND	39	ND@10	1.26	ND@100
	9/12/18	ND@1	ND@1	ND@1	ND@3	ND	26.2	ND@10	1.26	ND@100
	12/26/18	ND@1	ND@1	ND@1	ND@3	ND	6.25	ND@10	ND@1	ND@100
	3/14/19	ND@1	ND@1	ND@1	ND@3	ND	13.9	ND@10	ND@1	ND@100
6/26/19	ND@1	ND@1	ND@1	ND@3	ND	18.4	ND@10	ND@1	25.8	
9/17/19	ND@1	ND@1	ND@1	ND@10	ND	15.9	ND@10	ND@1	ND@47	
12/27/19	ND@1	ND@1	ND@1	ND@10	ND	10.9	ND@10	ND@1	ND@47	
3/26/20	ND@1	ND@1	ND@1	ND@10	ND	4.99	ND@10	ND@1	ND@47	
6/23/20	ND@1	ND@1	ND@1	ND@10	ND	6.03	ND@10*	ND@1	ND@47 H	
9/29/20	ND@1	ND@1	ND@1	ND@10	ND	6.40	ND@10	ND@1	ND@47 H	
<b>MDE CLEANUP STD</b>		<b>5</b>	<b>1,000</b>	<b>700</b>	<b>10,000</b>	<b>-</b>	<b>20</b>	<b>-</b>	<b>-</b>	<b>47</b>

BTEX - Total Benzene, Toluene, Ethylbenzene and Xylenes  
 MTBE - methyl tert-butyl ether  
 µg/L - micrograms-per-liter  
 mg/L - milligrams-per-liter  
 \* - LCS or LCSD is outside acceptance limits  
 J - estimated value – The result is ≥ the Method Detection Limit (MDL) and < the Limit of Quantitation (LOQ).  
 F1 - MS and/or MSD Recovery is outside acceptable limits

ND@x - not detected above laboratory detection level of x  
 ND - not detected  
 NA - not analyzed  
 E - estimated value, exceeds calibration range of laboratory equipment  
 LF - lighter fuel/oil pattern observed in sample  
 H - sample was prepped or analyzed beyond the specified holding time

**Table 3**  
**On-Site Potable Well Analytical Results**  
 7-Eleven Store No. 22281  
 Fallston, Maryland

Sample ID	Date	Benzene	Toluene	Ethylbenzene	Total Xylenes	BTEX	MTBE	TBA	TAME
Influent	8/23/2004	ND@0.5	ND@0.5	ND@0.5	ND@1	ND	<b>26</b>	ND@10	ND@0.5
	9/22/2004	ND@0.5	ND@0.5	ND@0.5	ND@1	ND	<b>22</b>	ND@10	ND@0.5
	10/21/2004	ND@0.5	ND@0.5	ND@0.5	ND@1	ND	<b>30</b>	ND@10	ND@0.5
	11/18/2004	ND@0.5	ND@0.5	ND@0.5	ND@1	ND	18	ND@10	ND@0.5
	12/16/2004	ND@0.5	ND@0.5	ND@0.5	ND@1	ND	<b>41</b>	ND@10	ND@0.5
	2/10/2005	ND@0.5	ND@0.5	ND@0.5	ND@1	ND	<b>26</b>	ND@10	ND@0.5
	3/10/2005	ND@0.5	ND@0.5	ND@0.5	ND@1	ND	<b>24</b>	ND@10	ND@0.5
	4/28/2005	ND@0.5	3.6	ND@0.5	ND@1	ND	<b>22</b>	ND@10	ND@0.5
	6/3/2005	ND@0.5	ND@0.5	ND@0.5	ND@1	ND	<b>21</b>	ND@10	ND@0.5
	7/22/2005	ND@0.5	ND@0.5	ND@0.5	ND@1.5	ND	15.7	ND@10	ND@5
	8/10/2005	ND@0.5	ND@0.5	ND@0.5	ND@1	ND	19	ND@10	ND@0.5
	9/14/2005	ND@0.5	ND@0.5	ND@0.5	ND@1	ND	12	ND@10	ND@0.5
	10/11/2005	ND@0.5	ND@0.5	ND@0.5	ND@1	ND	<b>23</b>	ND@10	ND@0.5
	11/22/2005	ND@0.5	ND@0.5	ND@0.5	ND@1.5	ND	17	ND@5	ND@5
	1/16/2006	ND@0.5	ND@0.5	ND@0.5	ND@1	ND	16	ND@10	ND@0.5
	3/16/2006	ND@0.5	ND@0.5	ND@0.5	ND@1	ND	18	11	ND@5
	4/12/2006	ND@0.5	ND@0.5	ND@0.5	ND@1	ND	13	ND@10	ND@5
	6/30/2006	ND@0.5	ND@0.5	ND@0.5	ND@1.5	ND	16	7	ND@5
	9/12/2006	ND@0.5	ND@0.5	ND@0.5	ND@1.5	ND	8	ND@10	ND@5
	12/7/2006	ND@0.5	ND@0.5	ND@0.5	ND@1.5	ND	ND@0.5	ND@10	ND@10
	1/15/2007	ND@0.5	ND@0.5	ND@0.5	ND@1.5	ND	14	ND@10	ND@0.5
	2/27/2007	ND@0.5	ND@0.5	ND@0.5	ND@1.5	ND	14	ND@10	ND@0.5
	3/27/2007	ND@0.5	ND@0.5	ND@0.5	ND@1.5	ND	12	ND@10	ND@0.5
	4/30/2007	ND@0.5	ND@0.5	ND@0.5	ND@1.5	ND	12	ND@10	ND@0.5
	5/30/2007	ND@0.5	ND@0.5	ND@0.5	ND@1.5	ND	16	ND@10	ND@10
	7/6/2007	ND@0.5	ND@0.5	ND@0.5	ND@1.5	ND	4	ND@10	ND@10
	7/30/2007	ND@0.5	ND@0.5	ND@0.5	ND@1.5	ND	3.4	ND@10	ND@10
	8/7/2007	ND@0.5	ND@0.5	ND@0.5	ND@1.5	ND	3.7	ND@10	ND@10
	9/4/2007	ND@0.5	ND@0.5	ND@0.5	ND@1.5	ND	2.4	ND@10	ND@10
	10/2/2007	ND@0.5	ND@0.5	ND@0.5	ND@1.5	ND	3	ND@10	ND@0.5
	11/6/2007	ND@0.5	ND@0.5	ND@0.5	ND@1.5	ND	4.3	ND@10	ND@0.5
	12/4/2007	ND@0.5	ND@0.5	ND@0.5	ND@1.5	ND	4.9	ND@10	ND@0.5
	1/8/2008	ND@0.5	ND@0.5	ND@0.5	ND@1.5	ND	5.6	ND@10	ND@0.5
2/8/2008	ND@0.5	ND@0.5	ND@0.5	ND@1.5	ND	5.9	ND@10	ND@0.5	
3/12/2008	ND@0.5	ND@0.5	ND@0.5	ND@1.5	ND	6.1	ND@10	ND@0.5	
4/1/2008	ND@0.5	ND@0.5	ND@0.5	ND@1.5	ND	4.6	ND@10	ND@0.5	
5/5/2008	ND@0.5	ND@0.5	ND@0.5	ND@1.5	ND	6.3	ND@11	ND@0.5	
6/10/2008	ND@0.5	ND@0.5	ND@0.5	ND@1.5	ND	2.5	ND@10	ND@0.5	
7/15/2008	ND@0.5	ND@0.5	ND@0.5	ND@1.5	ND	2.3	ND@10	ND@0.5	
8/14/2008	ND@0.5	ND@0.5	ND@0.5	ND@1.5	ND	ND@0.5	ND@10	ND@0.5	
10/9/2008	ND@0.5	ND@0.5	ND@0.5	ND@1.5	ND	1.5	ND@10	ND@0.5	
11/11/2008	ND@0.5	ND@0.5	ND@0.5	ND@1.5	ND	1.6	ND@10	ND@0.5	
12/16/2008	ND@0.5	ND@0.5	ND@0.5	ND@1.5	ND	2.8	ND@10	ND@0.5	
1/13/2009	ND@0.5	ND@0.5	ND@0.5	ND@1.5	ND	2.3	ND@10	ND@0.5	
2/3/2009	ND@0.5	ND@0.5	ND@0.5	ND@1.5	ND	ND@0.5	ND@10	ND@0.5	
3/19/2009	ND@0.5	ND@0.5	ND@0.5	ND@1.5	ND	2	ND@10	ND@0.5	

**Table 3**  
**On-Site Potable Well Analytical Results**  
 7-Eleven Store No. 22281  
 Fallston, Maryland

Sample ID	Date	Benzene	Toluene	Ethylbenzene	Total Xylenes	BTEX	MTBE	TBA	TAME
Influent Continued	4/14/2009	ND@0.5	ND@0.5	ND@0.5	ND@1.5	ND	1.1	ND@10	ND@0.5
	5/5/2009	ND@0.5	ND@0.5	ND@0.5	ND@1.5	ND	1.3	ND@10	ND@0.5
	6/4/2009	ND@0.5	ND@0.5	ND@0.5	ND@1.5	ND	1.4	ND@10	ND@0.5
	7/1/2009	NA	NA	NA	NA	NA	NA	NA	NA
	8/27/2009	ND@0.5	ND@0.5	ND@0.5	ND@1.5	ND	1.0	ND@10	ND@0.5
	9/30/2009	ND@0.5	ND@0.5	ND@0.5	ND@1.5	ND	ND@0.5	ND@10	ND@0.5
	10/29/2009	ND@0.5	ND@0.5	ND@0.5	ND@1.5	ND	ND@0.5	ND@10	ND@0.5
	12/11/2009	ND@0.5	ND@0.5	ND@0.5	ND@1.5	ND	ND@0.5	ND@10	ND@0.5
	1/14/2010	ND@0.5	ND@0.5	ND@0.5	ND@1.5	ND	0.8	ND@10	ND@0.5
	2/17/2010	ND@0.5	ND@0.5	ND@0.5	ND@1.5	ND	1.4	ND@10	ND@0.5
	3/11/2010	ND@0.5	ND@0.5	ND@0.5	ND@1.5	ND	0.7	ND@10	ND@0.5
	5/26/2010	ND@0.5	ND@0.5	ND@0.5	ND@1.5	ND	ND@0.5	ND@10	ND@0.5
	1/31/2012	ND@0.5	ND@0.5	ND@0.5	ND@1.5	ND	0.51	ND@10	ND@0.5
	6/25/2012	ND@0.5	ND@0.5	ND@0.5	ND@1.5	ND	ND@0.5	ND@10	ND@0.5
	9/18/2012	ND@0.5	ND@0.5	ND@0.5	ND@1.5	ND	ND@0.5	ND@10	ND@0.5
	12/13/2012	ND@0.5	ND@0.5	ND@0.5	ND@1.5	ND	ND@0.5	ND@10	ND@0.5
	2/25/2013	ND@0.5	ND@0.5	ND@0.5	ND@1.5	ND	ND@0.5	ND@10	ND@0.5
	6/26/2013	ND@0.5	ND@0.5	ND@0.5	ND@1.5	ND	0.7	ND@10	ND@0.5
	9/25/2013	ND@0.5	ND@0.5	ND@0.5	ND@1.5	ND	0.95	ND@10	ND@0.5
	12/13/2013	ND@0.5	ND@0.5	ND@0.5	ND@1.5	ND	1.2	ND@10	ND@0.5
	3/10/2014	ND@0.5	ND@0.5	ND@0.5	ND@1.5	ND	ND@0.5	ND@10	ND@0.5
	6/25/2014	ND@0.5	ND@0.5	ND@0.5	ND@1.5	ND	0.56	ND@10	ND@0.5
	8/28/2014	ND@0.5	ND@0.5	ND@0.5	ND@1.5	ND	0.53	ND@10	ND@0.5
	12/5/2014	ND@0.5	ND@0.5	ND@0.5	ND@1.5	ND	ND@0.5	ND@10	ND@0.5
	3/23/2015	ND@0.5	ND@0.5	ND@0.5	ND@1.5	ND	ND@0.5	ND@10	ND@0.5
	6/17/2015	ND@0.5	ND@0.5	ND@0.5	ND@1.5	ND	ND@0.5	ND@10	ND@0.6
	9/11/2015	ND@0.5	ND@0.5	ND@0.5	ND@1.5	ND	ND@0.5	ND@10	ND@0.6
	12/11/2015	ND@0.5	ND@0.5	ND@0.5	ND@1.5	ND	ND@0.5	ND@10	ND@0.6
	2/19/2016	ND@0.5	ND@0.5	ND@0.5	ND@1.5	ND	ND@0.5	ND@10	ND@0.6
	6/2/2016	ND@0.5	ND@0.5	ND@0.5	ND@1.5	ND	ND@0.5	ND@10	ND@0.6
	9/14/2016	ND@0.5	ND@0.5	ND@0.5	ND@1.5	ND	ND@0.5	ND@10	ND@0.6
	12/9/2016	ND@0.5	ND@0.5	ND@0.5	ND@1.5	ND	ND@0.5	43.6	ND@0.5
	1/6/2017	ND@0.5	ND@0.5	ND@0.5	ND@1.5	ND	ND@0.5	ND@10	ND@0.6
6/16/2017	ND@0.5	ND@0.5	ND@0.5	ND@1.5	ND	ND@0.5	27.1	ND@0.6	
8/14/2017	NA	NA	NA	NA	NA	NA	NA	NA	
12/20/2017	ND@0.5	ND@0.5	ND@0.5	ND@1.0	ND	ND@0.5	ND@10	ND@0.6	
3/28/2018	ND@0.5	ND@0.5	ND@0.5	ND@1.0	ND	ND@0.5	ND@10	ND@0.6	
6/25/2018	ND@0.5	ND@0.5	ND@0.5	ND@1.0	ND	ND@0.5	ND@10	ND@0.6	
9/14/2018	ND@0.5	ND@0.5	ND@0.5	ND@1.0	ND	ND@0.5	ND@10	ND@0.6	
12/7/2018	ND@0.5	ND@0.5	ND@0.5	ND@1.0	ND	ND@0.5	ND@10	ND@0.6	
12/26/2018	ND@0.5	ND@0.5	ND@0.5	ND@1.0	ND	ND@0.5	ND@10	ND@0.6	
3/1/2019	ND@0.5	ND@0.5	ND@0.5	ND@1.0	ND	ND@0.5	ND@10	ND@0.6	
3/19/2020	ND@0.5	ND@0.5	ND@0.5	ND@1.0	ND	ND@0.5	ND@5	ND@0.5	
8/14/2020	ND@0.5	ND@0.5	ND@0.5	ND@1.5	ND	ND@0.5	ND@5	ND@0.5	



**Table 3**  
**On-Site Potable Well Analytical Results**  
 7-Eleven Store No. 22281  
 Fallston, Maryland

Sample ID	Date	Benzene	Toluene	Ethylbenzene	Total Xylenes	BTEX	MTBE	TBA	TAME
GAC 1 MID 1	8/23/2004	ND@0.5	ND@0.5	ND@0.5	ND@1	ND	<b>26</b>	ND@10	ND@0.5
	9/22/2004	ND@0.5	ND@0.5	ND@0.5	ND@1	ND	ND@0.5	ND@10	ND@0.5
	10/21/2004	ND@0.5	ND@0.5	ND@0.5	ND@1	ND	ND@0.5	ND@10	ND@0.5
	11/18/2004	ND@0.5	ND@0.5	ND@0.5	ND@1	ND	ND@0.5	ND@10	ND@0.5
	12/16/2004	ND@0.5	ND@0.5	ND@0.5	ND@1	ND	ND@0.5	ND@10	ND@0.5
	2/10/2005	ND@0.5	ND@0.5	ND@0.5	ND@1	ND	ND@0.5	ND@10	ND@0.5
	3/10/2005	ND@0.5	ND@0.5	ND@0.5	ND@1	ND	2.6	ND@10	ND@0.5
	4/28/2005	ND@0.5	3.7	ND@0.5	ND@1	ND	ND@0.5	ND@10	ND@0.5
	6/3/2005	ND@0.5	ND@0.5	ND@0.5	ND@1	ND	ND@0.5	ND@10	ND@0.5
	7/22/2005	ND@0.5	ND@0.5	ND@0.5	ND@1	ND	ND@0.5	ND@10	ND@5
	8/10/2005	ND@0.5	ND@0.5	ND@0.5	ND@1	ND	ND@0.5	ND@10	ND@5
	9/14/2005	ND@0.5	ND@0.5	ND@0.5	ND@1	ND	0.8	ND@10	ND@5
	10/11/2005	ND@0.5	ND@0.5	ND@0.5	ND@1	ND	1	ND@10	ND@5
	1/16/2006	ND@0.5	ND@0.5	ND@0.5	ND@1	ND	8	ND@10	ND@5
	4/12/2006	ND@0.5	ND@0.5	ND@0.5	ND@1	ND	17	ND@10	ND@5
	1/15/2007	ND@0.5	ND@0.5	ND@0.5	ND@1.5	ND	ND@0.5	ND@10	ND@5
	2/27/2007	ND@0.5	ND@0.5	ND@0.5	ND@1.5	ND	2.1	ND@10	ND@0.5
	3/27/2007	ND@0.5	ND@0.5	ND@0.5	ND@1.5	ND	2.2	ND@10	ND@0.5
	4/30/2007	ND@0.5	ND@0.5	ND@0.5	ND@1.5	ND	5.6	ND@10	ND@0.5
	5/30/2007	ND@0.5	ND@0.5	ND@0.5	ND@1.5	ND	ND@0.5	ND@10	ND@0.5
	7/6/2007	ND@0.5	ND@0.5	ND@0.5	ND@1.5	ND	4.3	ND@10	ND@0.5
	7/30/2007	ND@0.5	ND@0.5	ND@0.5	ND@1.5	ND	5.4	ND@10	ND@0.5
	8/7/2007	ND@0.5	ND@0.5	ND@0.5	ND@1.5	ND	6.1	ND@10	ND@0.5
	9/4/2007	ND@0.5	ND@0.5	ND@0.5	ND@1.5	ND	ND@0.5	ND@10	ND@0.5
	10/2/2007	ND@0.5	ND@0.5	ND@0.5	ND@1.5	ND	ND@0.5	ND@10	ND@0.5
	11/6/2007	ND@0.5	ND@0.5	ND@0.5	ND@1.5	ND	ND@0.5	ND@10	ND@0.5
	12/4/2007	ND@0.5	ND@0.5	ND@0.5	ND@1.5	ND	ND@0.5	ND@10	ND@0.5
	1/8/2008	ND@0.5	ND@0.5	ND@0.5	ND@1.5	ND	ND@0.5	ND@10	ND@0.5
	2/8/2008	ND@0.5	ND@0.5	ND@0.5	ND@1.5	ND	ND@0.5	ND@10	ND@0.5
	3/12/2008	ND@0.5	ND@0.5	ND@0.5	ND@1.5	ND	0.7	ND@10	ND@0.5
	4/1/2008	ND@0.5	ND@0.5	ND@0.5	ND@1.5	ND	ND@0.5	ND@10	ND@0.5
	5/1/2008	ND@0.5	ND@0.5	ND@0.5	ND@1.5	ND	ND@0.5	ND@10	ND@0.5
	6/10/2008	ND@0.5	ND@0.5	ND@0.5	ND@1.5	ND	ND@0.5	ND@10	ND@0.5
7/15/2008	ND@0.5	ND@0.5	ND@0.5	ND@1.5	ND	ND@0.5	ND@10	ND@0.5	
8/14/2008	ND@0.5	ND@0.5	ND@0.5	ND@1.5	ND	0.5	ND@10	ND@0.5	
10/9/2008	ND@0.5	ND@0.5	ND@0.5	ND@1.5	ND	0.6	ND@10	ND@0.5	
11/11/2008	ND@0.5	ND@0.5	ND@0.5	ND@1.5	ND	ND@0.5	ND@10	ND@0.5	
12/16/2008	ND@0.5	ND@0.5	ND@0.5	ND@1.5	ND	ND@0.5	ND@10	ND@0.5	
1/13/2009	ND@0.5	ND@0.5	ND@0.5	ND@1.5	ND	ND@0.5	ND@10	ND@0.5	
2/3/2009	ND@0.5	ND@0.5	ND@0.5	ND@1.5	ND	ND@0.5	ND@10	ND@0.5	
3/19/2009	ND@0.5	ND@0.5	ND@0.5	ND@1.5	ND	ND@0.5	ND@10	ND@0.5	
4/14/2009	ND@0.5	ND@0.5	ND@0.5	ND@1.5	ND	ND@0.5	ND@10	ND@0.5	
5/5/2009	ND@0.5	ND@0.5	ND@0.5	ND@1.5	ND	ND@0.5	ND@10	ND@0.5	
6/4/2009	ND@0.5	ND@0.5	ND@0.5	ND@1.5	ND	ND@0.5	ND@10	ND@0.5	
7/1/2009	NA	NA	NA	NA	NA	NA	NA	NA	NA
8/27/2009	ND@0.5	ND@0.5	ND@0.5	ND@1.5	ND	ND@0.5	ND@10	ND@0.5	

**Table 3**  
**On-Site Potable Well Analytical Results**  
 7-Eleven Store No. 22281  
 Fallston, Maryland

Sample ID	Date	Benzene	Toluene	Ethylbenzene	Total Xylenes	BTEX	MTBE	TBA	TAME
GAC 1	9/30/2009	ND@0.5	ND@0.5	ND@0.5	ND@1.5	ND	ND@0.5	ND@10	ND@0.5
MID 1	10/29/2009	ND@0.5	ND@0.5	ND@0.5	ND@1.5	ND	ND@0.5	ND@10	ND@0.5
Continued	12/11/2009	ND@0.5	ND@0.5	ND@0.5	ND@1.5	ND	ND@0.5	ND@10	ND@0.5
	1/14/2010	ND@0.5	ND@0.5	ND@0.5	ND@1.5	ND	ND@0.5	ND@10	ND@0.5
	2/17/2010	ND@0.5	ND@0.5	ND@0.5	ND@1.5	ND	ND@0.5	ND@10	ND@0.5
	3/11/2010	ND@0.5	ND@0.5	ND@0.5	ND@1.5	ND	ND@0.5	ND@10	ND@0.5
	5/26/2010	ND@0.5	ND@0.5	ND@0.5	ND@1.5	ND	ND@0.5	ND@10	ND@0.5
	1/31/2012	ND@0.5	ND@0.5	ND@0.5	ND@1.5	ND	ND@0.5	ND@10	ND@0.5
	6/25/2012	ND@0.5	ND@0.5	ND@0.5	ND@1.5	ND	ND@0.5	ND@10	ND@0.5
	9/18/2012	ND@0.5	ND@0.5	ND@0.5	ND@1.5	ND	ND@0.5	ND@10	ND@0.5
	12/13/2012	ND@0.5	ND@0.5	ND@0.5	ND@1.5	ND	ND@0.5	ND@10	ND@0.5
	2/25/2013	ND@0.5	ND@0.5	ND@0.5	ND@1.5	ND	ND@0.5	ND@10	ND@0.5
	6/26/2013	ND@0.5	ND@0.5	ND@0.5	ND@1.5	ND	ND@0.5	ND@10	ND@0.5
	9/25/2013	ND@0.5	ND@0.5	ND@0.5	ND@1.5	ND	0.77	ND@10	ND@0.5
	12/13/2013	ND@0.5	ND@0.5	ND@0.5	ND@1.5	ND	ND@0.5	ND@10	ND@0.5
	3/10/2014	ND@0.5	ND@0.5	ND@0.5	ND@1.5	ND	ND@0.5	ND@10	ND@0.5
	6/25/2014	ND@0.5	ND@0.5	ND@0.5	ND@1.5	ND	ND@0.5	ND@10	ND@0.5
	8/28/2014	ND@0.5	ND@0.5	ND@0.5	ND@1.5	ND	ND@0.5	ND@10	ND@0.5
	12/5/2014	ND@0.5	ND@0.5	ND@0.5	ND@1.5	ND	ND@0.5	ND@10	ND@0.5
	3/23/2015	ND@0.5	ND@0.5	ND@0.5	ND@1.5	ND	ND@0.5	ND@10	ND@0.5
	6/17/2015	ND@0.5	ND@0.5	ND@0.5	ND@1.5	ND	ND@0.5	ND@10	ND@0.5
	9/11/2015	ND@0.5	ND@0.5	ND@0.5	ND@1.5	ND	ND@0.5	ND@10	ND@0.5
	12/11/2015	ND@0.5	ND@0.5	ND@0.5	ND@1.5	ND	ND@0.5	ND@10	ND@0.5
	2/19/2016	ND@0.5	ND@0.5	ND@0.5	ND@1.5	ND	ND@0.5	ND@10	ND@0.5
	6/2/2016	ND@0.5	ND@0.5	ND@0.5	ND@1.5	ND	ND@0.5	ND@10	ND@0.5
	9/14/2016	ND@0.5	ND@0.5	ND@0.5	ND@1.5	ND	ND@0.5	ND@10	ND@0.5
	12/9/2016	ND@0.5	ND@0.5	ND@0.5	ND@1.5	ND	ND@0.5	33.9	ND@0.5
	1/6/2017	ND@0.5	ND@0.5	ND@0.5	ND@1.5	ND	ND@0.5	ND@10	ND@0.5
	6/16/2017	ND@0.5	ND@0.5	ND@0.5	ND@1.5	ND	ND@0.5	21.6	ND@0.5
	8/14/2017	ND@0.5	ND@0.5	ND@0.5	ND@1.0	ND	ND@0.5	ND@10	ND@0.5
	12/20/2017	ND@0.5	ND@0.5	ND@0.5	ND@1.0	ND	ND@0.5	ND@10	ND@0.5
	3/28/2018	ND@0.5	ND@0.5	ND@0.5	ND@1.0	ND	ND@0.5	ND@10	ND@0.5
	6/25/2018	ND@0.5	ND@0.5	ND@0.5	ND@1.0	ND	ND@0.5	ND@10	ND@0.5
	9/14/2018	ND@0.5	ND@0.5	ND@0.5	ND@1.0	ND	ND@0.5	ND@10	ND@0.5
	12/7/2018	ND@0.5	ND@0.5	ND@0.5	ND@1.0	ND	ND@0.5	ND@10	ND@0.5
	3/1/2019	ND@0.5	ND@0.5	ND@0.5	ND@1.0	ND	ND@0.5	ND@10	ND@0.5
	3/19/2020	ND@0.5	ND@0.5	ND@0.5	ND@1.0	ND	ND@0.5	ND@5	ND@0.5
	8/14/2020	ND@0.5	ND@0.5	ND@0.5	ND@1.5	ND	ND@0.5	ND@5	ND@0.5

**Table 3**  
**On-Site Potable Well Analytical Results**  
 7-Eleven Store No. 22281  
 Fallston, Maryland

Sample ID	Date	Benzene	Toluene	Ethylbenzene	Total Xylenes	BTEX	MTBE	TBA	TAME
GAC 2 MID 2	8/23/2004	ND@0.5	ND@0.5	ND@0.5	ND@1	ND	ND@0.5	ND@10	ND@0.5
	9/22/2004	ND@0.5	ND@0.5	ND@0.5	ND@1	ND	ND@0.5	ND@10	ND@0.5
	10/21/2004	ND@0.5	ND@0.5	ND@0.5	ND@1	ND	ND@0.5	ND@10	ND@0.5
	11/18/2004	ND@0.5	ND@0.5	ND@0.5	ND@1	ND	ND@0.5	ND@10	ND@0.5
	12/16/2004	ND@0.5	ND@0.5	ND@0.5	ND@1	ND	ND@0.5	ND@10	ND@0.5
	2/10/2005	ND@0.5	ND@0.5	ND@0.5	ND@1	ND	ND@0.5	ND@10	ND@0.5
	3/10/2005	ND@0.5	ND@0.5	ND@0.5	ND@1	ND	0.6	ND@10	ND@0.5
	4/28/2005	ND@0.5	3.8	ND@0.5	ND@1	ND	ND@0.5	ND@10	ND@0.5
	6/3/2005	ND@0.5	ND@0.5	ND@0.5	ND@1	ND	ND@0.5	ND@10	ND@0.5
	7/22/2005	ND@0.5	ND@0.5	ND@0.5	ND@1	ND	ND@0.5	ND@5	ND@5
	8/10/2005	ND@0.5	ND@0.5	ND@0.5	ND@1	ND	ND@0.5	ND@10	ND@5
	9/14/2005	ND@0.5	ND@0.5	ND@0.5	ND@1	ND	ND@0.5	ND@10	ND@5
	10/11/2005	ND@0.5	ND@0.5	ND@0.5	ND@1	ND	ND@0.5	ND@10	ND@5
	1/16/2006	ND@0.5	ND@0.5	ND@0.5	ND@1	ND	ND@0.5	ND@10	ND@5
	4/12/2006	ND@0.5	ND@0.5	ND@0.5	ND@1	ND	ND@0.5	ND@10	ND@5
	1/15/2007	ND@0.5	ND@0.5	ND@0.5	ND@1.5	ND	ND@0.5	ND@10	ND@0.5
	2/27/2007	ND@0.5	ND@0.5	ND@0.5	ND@1.5	ND	ND@0.5	ND@10	ND@0.5
	3/27/2007	ND@0.5	ND@0.5	ND@0.5	ND@1.5	ND	ND@0.5	ND@10	ND@0.5
	4/30/2007	ND@0.5	ND@0.5	ND@0.5	ND@1.5	ND	ND@0.5	ND@10	ND@0.5
	5/30/2007	ND@0.5	ND@0.5	ND@0.5	ND@1.5	ND	ND@0.5	ND@10	ND@0.5
	7/6/2007	ND@0.5	ND@0.5	ND@0.5	ND@1.5	ND	ND@0.5	ND@10	ND@0.5
	7/30/2007	ND@0.5	ND@0.5	ND@0.5	ND@1.5	ND	ND@0.5	ND@10	ND@0.5
	8/7/2007	ND@0.5	ND@0.5	ND@0.5	ND@1.5	ND	ND@0.5	ND@10	ND@0.5
	9/4/2007	ND@0.5	ND@0.5	ND@0.5	ND@1.5	ND	2.1	ND@10	ND@0.5
	10/2/2007	ND@0.5	ND@0.5	ND@0.5	ND@1.5	ND	1.4	ND@10	ND@0.5
	11/6/2007	ND@0.5	ND@0.5	ND@0.5	ND@1.5	ND	0.7	ND@10	ND@0.5
	12/4/2007	ND@0.5	ND@0.5	ND@0.5	ND@1.5	ND	0.8	ND@10	ND@0.5
	1/8/2008	ND@0.5	ND@0.5	ND@0.5	ND@1.5	ND	0.7	ND@10	ND@0.5
	2/8/2008	ND@0.5	ND@0.5	ND@0.5	ND@1.5	ND	0.6	ND@10	ND@0.5
	3/12/2008	ND@0.5	ND@0.5	ND@0.5	ND@1.5	ND	0.5	ND@10	ND@0.5
	4/1/2008	ND@0.5	ND@0.5	ND@0.5	ND@1.5	ND	0.7	ND@10	ND@0.5
	5/1/2008	ND@0.5	ND@0.5	ND@0.5	ND@1.5	ND	0.9	ND@10	ND@0.5
	6/10/2008	ND@0.5	ND@0.5	ND@0.5	ND@1.5	ND	0.7	ND@10	ND@0.5
7/15/2008	ND@0.5	ND@0.5	ND@0.5	ND@1.5	ND	ND@0.5	ND@10	ND@0.5	
8/14/2008	ND@0.5	ND@0.5	ND@0.5	ND@1.5	ND	ND@0.5	ND@10	ND@0.5	
10/9/2008	ND@0.5	ND@0.5	ND@0.5	ND@1.5	ND	0.6	ND@10	ND@0.5	
11/11/2008	ND@0.5	ND@0.5	ND@0.5	ND@1.5	ND	0.5	ND@10	ND@0.5	
12/16/2008	ND@0.5	ND@0.5	ND@0.5	ND@1.5	ND	ND@0.5	ND@10	ND@0.5	
1/13/2009	ND@0.5	ND@0.5	ND@0.5	ND@1.5	ND	ND@0.5	ND@10	ND@0.5	
2/3/2009	ND@0.5	ND@0.5	ND@0.5	ND@1.5	ND	ND@0.5	ND@10	ND@0.5	
3/19/2009	ND@0.5	ND@0.5	ND@0.5	ND@1.5	ND	ND@0.5	ND@10	ND@0.5	
4/14/2009	ND@0.5	ND@0.5	ND@0.5	ND@1.5	ND	ND@0.5	ND@10	ND@0.5	
5/5/2009	ND@0.5	ND@0.5	ND@0.5	ND@1.5	ND	ND@0.5	ND@10	ND@0.5	
6/4/2009	ND@0.5	ND@0.5	ND@0.5	ND@1.5	ND	ND@0.5	ND@10	ND@0.5	
7/1/2009	NA	NA	NA	NA	NA	NA	NA	NA	NA
8/27/2009	ND@0.5	ND@0.5	ND@0.5	ND@0.5	ND@1.5	ND	ND@0.5	ND@10	ND@0.5

**Table 3**  
**On-Site Potable Well Analytical Results**  
 7-Eleven Store No. 22281  
 Fallston, Maryland

Sample ID	Date	Benzene	Toluene	Ethylbenzene	Total Xylenes	BTEX	MTBE	TBA	TAME
GAC 2	9/30/2009	ND@0.5	ND@0.5	ND@0.5	ND@1.5	ND	ND@0.5	ND@10	ND@0.5
MID 2	10/29/2009	ND@0.5	ND@0.5	ND@0.5	ND@1.5	ND	ND@0.5	ND@10	ND@0.5
Continued	12/11/2009	ND@0.5	ND@0.5	ND@0.5	ND@1.5	ND	ND@0.5	ND@10	ND@0.5
	1/14/2010	ND@0.5	ND@0.5	ND@0.5	ND@1.5	ND	ND@0.5	ND@10	ND@0.5
	2/17/2010	ND@0.5	ND@0.5	ND@0.5	ND@1.5	ND	ND@0.5	ND@10	ND@0.5
	3/11/2010	ND@0.5	ND@0.5	ND@0.5	ND@1.5	ND	ND@0.5	ND@10	ND@0.5
	5/26/2010	ND@0.5	ND@0.5	ND@0.5	ND@1.5	ND	ND@0.5	ND@10	ND@0.5
	1/31/2012	ND@0.5	ND@0.5	ND@0.5	ND@1.5	ND	ND@0.5	ND@10	ND@0.5
	6/25/2012	ND@0.5	ND@0.5	ND@0.5	ND@1.5	ND	ND@0.5	ND@10	ND@0.5
	9/18/2012	ND@0.5	ND@0.5	ND@0.5	ND@1.5	ND	ND@0.5	ND@10	ND@0.5
	12/13/2012	ND@0.5	ND@0.5	ND@0.5	ND@1.5	ND	ND@0.5	ND@10	ND@0.5
	2/25/2013	ND@0.5	ND@0.5	ND@0.5	ND@1.5	ND	ND@0.5	ND@10	ND@0.5
	6/26/2013	ND@0.5	ND@0.5	ND@0.5	ND@1.5	ND	ND@0.5	ND@10	ND@0.5
	9/25/2013	ND@0.5	ND@0.5	ND@0.5	ND@1.5	ND	ND@0.5	ND@10	ND@0.5
	12/13/2013	ND@0.5	ND@0.5	ND@0.5	ND@1.5	ND	ND@0.5	ND@10	ND@0.5
	3/10/2014	ND@0.5	ND@0.5	ND@0.5	ND@1.5	ND	ND@0.5	ND@10	ND@0.5
	6/25/2014	ND@0.5	ND@0.5	ND@0.5	ND@1.5	ND	ND@0.5	ND@10	ND@0.5
	8/28/2014	ND@0.5	ND@0.5	ND@0.5	ND@1.5	ND	ND@0.5	ND@10	ND@0.5
	12/5/2014	ND@0.5	ND@0.5	ND@0.5	ND@1.5	ND	ND@0.5	ND@10	ND@0.5
	3/23/2015	ND@0.5	ND@0.5	ND@0.5	ND@1.5	ND	ND@0.5	ND@10	ND@0.5
	6/17/2015	ND@0.5	ND@0.5	ND@0.5	ND@1.5	ND	ND@0.5	ND@10	ND@0.5
	9/11/2015	ND@0.5	ND@0.5	ND@0.5	ND@1.5	ND	ND@0.5	ND@10	ND@0.5
	12/11/2015	ND@0.5	ND@0.5	ND@0.5	ND@1.5	ND	ND@0.5	ND@10	ND@0.5
	2/19/2016	ND@0.5	ND@0.5	ND@0.5	ND@1.5	ND	ND@0.5	ND@10	ND@0.5
	6/2/2016	ND@0.5	ND@0.5	ND@0.5	ND@1.5	ND	ND@0.5	ND@10	ND@0.5
	9/14/2016	ND@0.5	ND@0.5	ND@0.5	ND@1.5	ND	ND@0.5	ND@10	ND@0.5
	12/9/2016	ND@0.5	ND@0.5	ND@0.5	ND@1.5	ND	ND@0.5	33.6	ND@0.5
	1/6/2017	ND@0.5	ND@0.5	ND@0.5	ND@1.5	ND	ND@0.5	ND@10	ND@0.5
	6/16/2017	ND@0.5	ND@0.5	ND@0.5	ND@1.5	ND	ND@0.5	12.7	ND@0.5
8/14/2017	ND@0.5	ND@0.5	ND@0.5	ND@1.0	ND	ND@0.5	ND@10	ND@0.5	
12/20/2017	ND@0.5	ND@0.5	ND@0.5	ND@1.0	ND	ND@0.5	ND@10	ND@0.5	
3/28/2018	ND@0.5	ND@0.5	ND@0.5	ND@1.0	ND	ND@0.5	ND@10	ND@0.5	
6/25/2018	ND@0.5	ND@0.5	ND@0.5	ND@1.0	ND	ND@0.5	ND@10	ND@0.5	
9/14/2018	ND@0.5	ND@0.5	ND@0.5	ND@1.0	ND	ND@0.5	ND@10	ND@0.5	
12/7/2018	ND@0.5	ND@0.5	ND@0.5	ND@1.0	ND	ND@0.5	ND@10	ND@0.5	
3/1/2019	ND@0.5	ND@0.5	ND@0.5	ND@1.0	ND	ND@0.5	ND@10	ND@0.5	
3/19/2020	ND@0.5	ND@0.5	ND@0.5	ND@1.0	ND	ND@0.5	ND@5	ND@0.5	
8/14/2020	ND@0.5	ND@0.5	ND@0.5	ND@1.5	ND	ND@0.5	ND@5	ND@0.5	

**Table 3**  
**On-Site Potable Well Analytical Results**  
 7-Eleven Store No. 22281  
 Fallston, Maryland

Sample ID	Date	Benzene	Toluene	Ethylbenzene	Total Xylenes	BTEX	MTBE	TBA	TAME
Effluent Final	8/23/2004	ND@0.5	ND@0.5	ND@0.5	ND@1	ND	ND@0.5	ND@10	ND@0.5
	9/22/2004	ND@0.5	ND@0.5	ND@0.5	ND@1	ND	ND@0.5	ND@10	ND@0.5
	10/21/2004	ND@0.5	ND@0.5	ND@0.5	ND@1	ND	ND@0.5	ND@10	ND@0.5
	11/18/2004	ND@0.5	ND@0.5	ND@0.5	ND@1	ND	ND@0.5	ND@10	ND@0.5
	12/16/2004	ND@0.5	ND@0.5	ND@0.5	ND@1	ND	ND@0.5	ND@10	ND@0.5
	2/10/2005	ND@0.5	ND@0.5	ND@0.5	ND@1	ND	ND@0.5	ND@10	ND@0.5
	3/10/2005	ND@0.5	ND@0.5	ND@0.5	ND@1	ND	ND@0.5	ND@10	ND@0.5
	4/28/2005	ND@0.5	6.2	ND@0.5	ND@1	ND	ND@0.5	ND@10	ND@0.5
	6/3/2005	ND@0.5	ND@0.5	ND@0.5	ND@1	ND	ND@0.5	ND@10	ND@0.5
	7/22/2005	ND@0.5	ND@0.5	ND@0.5	ND@1.5	ND	ND@0.5	ND@5	ND@5
	8/10/2005	ND@0.5	ND@0.5	ND@0.5	ND@1	ND	ND@0.5	ND@10	ND@0.5
	9/14/2005	ND@0.5	ND@0.5	ND@0.5	ND@1	ND	ND@0.5	ND@10	ND@0.5
	10/11/2005	ND@0.5	ND@0.5	ND@0.5	ND@1	ND	ND@0.5	ND@10	ND@0.5
	11/22/2005	ND@0.5	ND@0.5	ND@0.5	ND@1.5	ND	ND@0.5	ND@5	ND@5
	1/16/2006	ND@0.5	ND@0.5	ND@0.5	ND@1	ND	ND@0.5	ND@10	ND@0.5
	3/16/2006	ND@0.5	ND@0.5	ND@0.5	ND@1	ND	ND@0.5	ND@5	ND@5
	4/12/2006	ND@0.5	ND@0.5	ND@0.5	ND@1	ND	ND@0.5	ND@10	ND@5
	6/30/2006	ND@0.5	ND@0.5	ND@0.5	ND@1.5	ND	ND@0.5	ND@5	ND@5
	9/12/2006	ND@0.5	ND@0.5	ND@0.5	ND@1.5	ND	ND@0.5	ND@5	ND@5
	12/7/2006	ND@0.5	ND@0.5	ND@0.5	ND@1.5	ND	ND@0.5	ND@10	ND@10
	1/15/2007	ND@0.5	ND@0.5	ND@0.5	ND@1.5	ND	ND@0.5	ND@10	ND@0.5
	2/27/2007	ND@0.5	ND@0.5	ND@0.5	ND@1.5	ND	ND@0.5	ND@10	ND@0.5
	3/27/2007	ND@0.5	ND@0.5	ND@0.5	ND@1.5	ND	ND@0.5	ND@10	ND@0.5
	4/30/2007	ND@0.5	ND@0.5	ND@0.5	ND@1.5	ND	ND@0.5	ND@10	ND@0.5
	4/30/2007	ND@0.5	ND@0.5	ND@0.5	ND@1.5	ND	ND@0.5	ND@10	ND@0.5
	5/30/2007	ND@0.5	ND@0.5	ND@0.5	ND@1.5	ND	ND@0.5	ND@10	ND@0.5
	7/6/2007	ND@0.5	ND@0.5	ND@0.5	ND@1.5	ND	ND@0.5	ND@10	ND@0.5
	7/30/2007	ND@0.5	ND@0.5	ND@0.5	ND@1.5	ND	ND@0.5	ND@10	ND@0.5
	8/7/2007	ND@0.5	ND@0.5	ND@0.5	ND@1.5	ND	ND@0.5	ND@10	ND@0.5
	9/4/2007	ND@0.5	ND@0.5	ND@0.5	ND@1.5	ND	ND@0.5	ND@10	ND@0.5
	10/2/2007	ND@0.5	ND@0.5	ND@0.5	ND@1.5	ND	ND@0.5	ND@10	ND@0.5
	11/6/2007	ND@0.5	ND@0.5	ND@0.5	ND@1.5	ND	ND@0.5	ND@10	ND@0.5
	12/4/2007	ND@0.5	ND@0.5	ND@0.5	ND@1.5	ND	ND@0.5	ND@10	ND@0.5
	1/8/2008	ND@0.5	ND@0.5	ND@0.5	ND@1.5	ND	ND@0.5	ND@10	ND@0.5
2/8/2008	ND@0.5	ND@0.5	ND@0.5	ND@1.5	ND	ND@0.5	ND@10	ND@0.5	
3/12/2008	ND@0.5	ND@0.5	ND@0.5	ND@1.5	ND	ND@0.5	ND@10	ND@0.5	
4/12/2008	ND@0.5	ND@0.5	ND@0.5	ND@1.5	ND	ND@0.5	ND@10	ND@0.5	
5/1/2008	ND@0.5	ND@0.5	ND@0.5	ND@1.5	ND	ND@0.5	ND@10	ND@0.5	
6/10/2008	ND@0.5	ND@0.5	ND@0.5	ND@1.5	ND	ND@0.5	ND@10	ND@0.5	
7/15/2008	ND@0.5	ND@0.5	ND@0.5	ND@1.5	ND	ND@0.5	ND@10	ND@0.5	
8/14/2008	ND@0.5	ND@0.5	ND@0.5	ND@1.5	ND	ND@0.5	ND@10	ND@0.5	
10/9/2008	ND@0.5	ND@0.5	ND@0.5	ND@1.5	ND	ND@0.5	ND@10	ND@0.5	
11/11/2008	ND@0.5	ND@0.5	ND@0.5	ND@1.5	ND	ND@0.5	ND@10	ND@0.5	
12/16/2008	ND@0.5	ND@0.5	ND@0.5	ND@1.5	ND	ND@0.5	ND@10	ND@0.5	
1/13/2009	ND@0.5	ND@0.5	ND@0.5	ND@1.5	ND	ND@0.5	ND@10	ND@0.5	
2/3/2009	ND@0.5	ND@0.5	ND@0.5	ND@1.5	ND	ND@0.5	ND@10	ND@0.5	
3/19/2009	ND@0.5	ND@0.5	ND@0.5	ND@1.5	ND	ND@0.5	ND@10	ND@0.5	
4/14/2009	ND@0.5	ND@0.5	ND@0.5	ND@1.5	ND	ND@0.5	ND@10	ND@0.5	

**Table 3**  
**On-Site Potable Well Analytical Results**  
 7-Eleven Store No. 22281  
 Fallston, Maryland

Sample ID	Date	Benzene	Toluene	Ethylbenzene	Total Xylenes	BTEX	MTBE	TBA	TAME
Effluent Final Continued	5/5/2009	ND@0.5	ND@0.5	ND@0.5	ND@1.5	ND	ND@0.5	ND@10	ND@0.5
	6/4/2009	ND@0.5	ND@0.5	ND@0.5	ND@1.5	ND	ND@0.5	ND@10	ND@0.5
	7/1/2009	NA	NA	NA	NA	NA	NA	NA	NA
	8/27/2009	ND@0.5	ND@0.5	ND@0.5	ND@1.5	ND	ND@0.5	ND@10	ND@0.5
	9/30/2009	ND@0.5	ND@0.5	ND@0.5	ND@1.5	ND	ND@0.5	ND@10	ND@0.5
	10/29/2009	ND@0.5	ND@0.5	ND@0.5	ND@1.5	ND	ND@0.5	ND@10	ND@0.5
	12/11/2009	ND@0.5	ND@0.5	ND@0.5	ND@1.5	ND	ND@0.5	ND@10	ND@0.5
	1/14/2010	ND@0.5	ND@0.5	ND@0.5	ND@1.5	ND	ND@0.5	ND@10	ND@0.5
	2/17/2010	ND@0.5	ND@0.5	ND@0.5	ND@1.5	ND	ND@0.5	ND@10	ND@0.5
	3/11/2010	ND@0.5	ND@0.5	ND@0.5	ND@1.5	ND	ND@0.5	ND@10	ND@0.5
	5/26/2010	ND@0.5	ND@0.5	ND@0.5	ND@1.5	ND	ND@0.5	ND@10	ND@0.5
	1/31/2012	ND@0.5	ND@0.5	ND@0.5	ND@1.5	ND	ND@0.5	ND@10	ND@0.5
	6/25/2012	ND@0.5	ND@0.5	ND@0.5	ND@1.5	ND	ND@0.5	ND@10	ND@0.5
	9/18/2012	ND@0.5	ND@0.5	ND@0.5	ND@1.5	ND	ND@0.5	ND@10	ND@0.5
	12/13/2012	ND@0.5	ND@0.5	ND@0.5	ND@1.5	ND	ND@0.5	ND@10	ND@0.5
	2/25/2013	ND@0.5	ND@0.5	ND@0.5	ND@1.5	ND	ND@0.5	ND@10	ND@0.5
	6/26/2013	ND@0.5	ND@0.5	ND@0.5	ND@1.5	ND	ND@0.5	ND@10	ND@0.5
	9/25/2013	ND@0.5	ND@0.5	ND@0.5	ND@1.5	ND	ND@0.5	ND@10	ND@0.5
	12/13/2013	ND@0.5	ND@0.5	ND@0.5	ND@1.5	ND	ND@0.5	ND@10	ND@0.5
	3/10/2014	ND@0.5	ND@0.5	ND@0.5	ND@1.5	ND	ND@0.5	ND@10	ND@0.5
	6/25/2014	ND@0.5	ND@0.5	ND@0.5	ND@1.5	ND	ND@0.5	ND@10	ND@0.5
	8/28/2014	ND@0.5	ND@0.5	ND@0.5	ND@1.5	ND	ND@0.5	ND@10	ND@0.5
	12/5/2014	ND@0.5	ND@0.5	ND@0.5	ND@1.5	ND	ND@0.5	ND@10	ND@0.5
	3/23/2015	ND@0.5	ND@0.5	ND@0.5	ND@1.5	ND	ND@0.5	ND@10	ND@0.5
	6/17/2015	ND@0.5	ND@0.5	ND@0.5	ND@1.5	ND	ND@0.5	ND@10	ND@0.5
	9/11/2015	ND@0.5	ND@0.5	ND@0.5	ND@1.5	ND	ND@0.5	ND@10	ND@0.5
	12/11/2015	ND@0.5	ND@0.5	ND@0.5	ND@1.5	ND	ND@0.5	ND@10	ND@0.5
	12/21/2015	ND@0.5	ND@0.5	ND@0.5	ND@1.0	ND	ND@0.5	ND@10	ND@0.5
	2/19/2016	ND@0.5	ND@0.5	ND@0.5	ND@1.0	ND	ND@0.5	ND@10	ND@0.5
	6/2/2016	ND@0.5	ND@0.5	ND@0.5	ND@1.0	ND	ND@0.5	ND@10	ND@0.5
9/14/2016	ND@0.5	ND@0.5	ND@0.5	ND@1.0	ND	ND@0.5	ND@10	ND@0.5	
12/9/2016	ND@0.5	ND@0.5	ND@0.5	ND@1.0	ND	ND@0.5	48.1	ND@0.5	
1/6/2017	ND@0.5	ND@0.5	ND@0.5	ND@1.0	ND	ND@0.5	ND@10	ND@0.5	
1/10/2017	ND@0.5	ND@0.5	ND@0.5	ND@1.0	ND	ND@0.5	ND@10	ND@0.5	
6/16/2017	ND@0.5	ND@0.5	ND@0.5	ND@1.5	ND	ND@0.5	40.5	ND@0.6	
8/14/2017	NA	NA	NA	NA	NA	NA	NA	NA	
12/20/2017	ND@0.5	ND@0.5	ND@0.5	ND@1.0	ND	ND@0.5	ND@10	ND@0.5	
3/28/2018	ND@0.5	ND@0.5	ND@0.5	ND@1.0	ND	ND@0.5	ND@10	ND@0.5	
6/25/2018	ND@0.5	ND@0.5	ND@0.5	ND@1.0	ND	ND@0.5	ND@10	ND@0.5	
9/14/2018	ND@0.5	ND@0.5	ND@0.5	ND@1.0	ND	ND@0.5	ND@10	ND@0.5	
12/7/2018	ND@0.5	ND@0.5	ND@0.5	ND@1.0	ND	ND@0.5	ND@10	ND@0.5	
3/1/2019	ND@0.5	ND@0.5	ND@0.5	ND@1.0	ND	ND@0.5	ND@10	ND@0.5	
3/19/2020	ND@0.5	ND@0.5	ND@0.5	ND@1.0	ND	ND@0.5	ND@5	ND@0.5	
8/14/2020	ND@0.5	ND@0.5	ND@0.5	ND@1.5	ND	ND@0.5	ND@5	ND@0.5	

BTEX - Total Benzene, Toluene, Ethylbenzene and Xylenes  
 MTBE - methyl tert-butyl ether  
 TBA - tert-butanol      TAME - tert-amyl methyl ether

NA - Not Analyzed  
 NOTE: June 2007 sample was collected on July 6, 2007  
 All units micrograms-per liter (µg/L)

**ATTACHMENT A**

**Laboratory Analytical Results (Groundwater and Potable)**

**MARYLAND DEPARTMENT OF THE ENVIRONMENT  
WATER SUPPLY PROGRAM**

1800 Washington Blvd., STE. 450, Baltimore, Maryland 21230-1708  
(410) 537-3729 (800) 633-6101 ext. 3729 <http://www.mde.state.md.us>

**VOLATILE ORGANIC SELF-MONITORING REPORT**

PWSID	<b>MD1121256</b>	SYSTEM NAME	7-Eleven #22281	COUNTY	Harford
PLANT ID	TP01	PLANT NAME	Well 1		
SAMPLE SITE ADDRESS	2400 Pleasantville Road, Fallston MD 21047				
SAMPLE TYPE: RAW	FINISHED	X	SAMPLE LOCATION	Post-Treatment Tap: Hand Sink in Back Room	
DATE COLLECTED	8/14/2020		TIME	1232	
SAMPLER ID	0266RO	SAMPLER NAME	Richard Ott	PHONE	410-848-1014
LAB CERT#:	133	LABORATORY	Fountain Valley Lab, Inc.	PHONE	410-848-1014
LAB SAMPLE ID	139196	DATE RECEIVED	8/14/2020	REPORTED	9/1/2020
REMARKS:	Sub-contracted to Maryland State Certified Lab #320				
EPA TEST METHOD	524.2				

CONTAMINANT	EPA ID	MCL (PPB)	ACTUAL LEVEL (ppb)	CONTAMINANT	EPA ID	ACTUAL LEVEL (ppb)
<b>REGULATED</b>				<b>UNREGULATED</b>		
Benzene	2990	5	ND	Chloromethane	2210	ND
Carbon Tetrachloride	2982	5	ND	Bromobenzene	2993	ND
o-Dichlorobenzene	2968	600	ND	Bromochloromethane	2430	ND
p-Dichlorobenzene	2969	75	ND	Bromomethane	2214	ND
1,2-Dichloroethane	2980	5	ND	n-Butylbenzene	2422	ND
1,1-Dichloroethene	2977	7	ND	sec-butylbenzene	2428	ND
cis-1,2-Dichloroethene	2380	70	ND	tert-butylbenzene	2426	ND
trans-1,2-Dichloroethene	2979	100	ND	Chloroethane	2216	ND
Dichloromethane	2964	5	ND	o-Chlorotoluene	2965	ND
1,2-Dichloropropane	2983	5	ND	p-Chlorotoluene	2966	ND
Ethylbenzene	2992	700	ND	m-Dichlorobenzene	2967	ND
Monochlorobenzene	2989	100	ND	1,1 -Dichloroethane	2978	ND
Styrene	2996	100	ND	1,3-Dichloropropane	2412	ND
Tetrachloroethene (PCE)	2987	5	ND	2,2-Dichloropropane	2416	ND
Toluene	2991	1000	ND	1,1 -Dichloropropene	2410	ND
1,2,4-Trichlorobenzene	2378	70	ND	1,3-Dichloropropene	2413	ND
1,1,1-Trichloroethane	2981	200	ND	Dichlorodifluoromethane	2212	ND
1,1,2-Trichloroethane	2985	5	ND	Hexachlorobutadiene	2246	ND
Trichloroethene (TCE)	2984	5	ND	Isopropylbenzene	2994	ND
Vinyl Chloride	2976	2	ND	p-Isopropyltoluene	2030	ND
Xylenes (Total)	2955	10000	ND	MTBE	2251	ND
<b>TRIALOMETHANES</b>				Naphthalene	2248	ND
Bromodichloromethane	2943		ND	n-Propylbenzene	2998	ND
Bromoform	2942		ND	1,1,1,2-Tetrachloroethane	2986	ND
Chloroform	2941		ND	1,1 2,2-Tetrachloroethane	2988	ND
Dibromochloromethane	2944		ND	1,2,3-Trichlorobenzene	2420	ND
				Trichlorofluoromethane	2218	ND
				1 2,3-Trichloropropane	2414	ND
				1,2,4-Trimethylbenzene	2418	ND
				1,3,5-Trimethylbenzene	2424	ND
				m,p-xylene	2995	ND
				o-xylene	2997	ND

**PPB - Parts Per Billion (micrograms per liter)**


**MCL - Maximum Contaminant Level**

**Detection Limits = 0.5 PPB (m,p-xylene and  
1,3-Dichloropropene = 1.0 PPB)**

**ND - None Detected**

I do hereby certify that this record contains no willful misrepresentations or falsifications and that this information given by me is true to the best of my knowledge and belief. I further certify that the methods and quality control measures used to produce these laboratory results were implemented in accordance with the requirements of this laboratory's certification under COMAR 26.08.05.

SIGNED



DATE



# MARYLAND DEPARTMENT OF THE ENVIRONMENT

## WATER SUPPLY PROGRAM

1800 Washington Blvd., STE. 450, Baltimore, Maryland 21230-1708  
 (410) 537-3729 (800) 633-6101 ext. 3729 <http://www.mde.state.md.us>


### VOLATILE ORGANIC SELF-MONITORING REPORT

PWSID	<u>MD1121256</u>	SYSTEM NAME	<u>7-Eleven #22281</u>	COUNTY	<u>Harford</u>
PLANT ID	<u>TP01</u>	PLANT NAME	<u>Well 1</u>		
SAMPLE SITE ADDRESS	<u>2400 Pleasantville Road, Fallston MD 21047</u>				
SAMPLE TYPE: RAW		FINISHED	<input checked="" type="checkbox"/>	SAMPLE LOCATION	<u>Mid-Treatment Tap #2</u>
DATE COLLECTED	<u>8/14/2020</u>	TIME	<u>1244</u>		
SAMPLER ID	<u>0266RO</u>	SAMPLER NAME	<u>Richard Ott</u>	PHONE	<u>410-848-1014</u>
LAB CERT#:	<u>133</u>	LABORATORY	<u>Fountain Valley Lab, Inc.</u>	PHONE	<u>410-848-1014</u>
LAB SAMPLE ID	<u>139198</u>	DATE RECEIVED	<u>8/14/2020</u>	REPORTED	<u>9/1/2020</u>
REMARKS:	<u>Sub-contracted to Maryland State Certified Lab #320</u>				
EPA TEST METHOD	<u>524.2</u>				

CONTAMINANT	EPA ID	MCL (PPB)	ACTUAL LEVEL (ppb)	CONTAMINANT	EPA ID	ACTUAL LEVEL (ppb)
<b>REGULATED</b>				<b>UNREGULATED</b>		
Benzene	2990	5	ND	Chloromethane	2210	ND
Carbon Tetrachloride	2982	5	ND	Bromobenzene	2993	ND
o-Dichlorobenzene	2968	600	ND	Bromochloromethane	2430	ND
p-Dichlorobenzene	2969	75	ND	Bromomethane	2214	ND
1,2-Dichloroethane	2980	5	ND	n-Butylbenzene	2422	ND
1,1-Dichloroethene	2977	7	ND	sec-butylbenzene	2428	ND
cis-1,2-Dichloroethene	2380	70	ND	tert-butylbenzene	2426	ND
trans-1,2-Dichloroethene	2979	100	ND	Chloroethane	2216	ND
Dichloromethane	2964	5	ND	o-Chlorotoluene	2965	ND
1,2-Dichloropropane	2983	5	ND	p-Chlorotoluene	2966	ND
Ethylbenzene	2992	700	ND	m-Dichlorobenzene	2967	ND
Monochlorobenzene	2989	100	ND	1,1 -Dichloroethane	2978	ND
Styrene	2996	100	ND	1,3-Dichloropropane	2412	ND
Tetrachloroethene (PCE)	2987	5	ND	2,2-Dichloropropane	2416	ND
Toluene	2991	1000	ND	1,1 -Dichloropropene	2410	ND
1,2,4-Trichlorobenzene	2378	70	ND	1,3-Dichloropropene	2413	ND
1,1,1-Trichloroethane	2981	200	ND	Dichlorodifluoromethane	2212	ND
1,1,2-Trichloroethane	2985	5	ND	Hexachlorobutadiene	2246	ND
Trichloroethene (TCE)	2984	5	ND	Isopropylbenzene	2994	ND
Vinyl Chloride	2976	2	ND	p-Isopropyltoluene	2030	ND
Xylenes (Total)	2955	10000	ND	MTBE	2251	ND
<b>TRihalOMETHANES</b>				Naphthalene	2248	ND
Bromodichloromethane	2943		ND	n-Propylbenzene	2998	ND
Bromoform	2942		ND	1,1,1,2-Tetrachloroethane	2986	ND
Chloroform	2941		ND	1,1 2,2-Tetrachloroethane	2988	ND
Dibromochloromethane	2944		ND	1,2,3-Trichlorobenzene	2420	ND
				Trichlorofluoromethane	2218	ND
				1 2,3-Trichloropropane	2414	ND
				1,2,4-Trimethylbenzene	2418	ND
				1,3,5-Trimethylbenzene	2424	ND
				m,p-xylene	2995	ND
				o-xylene	2997	ND

I do hereby certify that this record contains no willful misrepresentations or falsifications and that this information given by me is true to the best of my knowledge and belief. I further certify that the methods and quality control measures used to produce these laboratory results were implemented in accordance with the requirements of this laboratory's certification under COMAR 26.08.05.

SIGNED



DATE

# MARYLAND DEPARTMENT OF THE ENVIRONMENT

## WATER SUPPLY PROGRAM

1800 Washington Blvd., STE. 450, Baltimore, Maryland 21230-1708  
 (410) 537-3729 (800) 633-6101 ext. 3729 <http://www.mde.state.md.us>

### VOLATILE ORGANIC SELF-MONITORING REPORT


PWSID	<b>MD1121256</b>	SYSTEM NAME	<u>7-Eleven #22281</u>	COUNTY	<u>Harford</u>
PLANT ID	<u>TP01</u>	PLANT NAME	<u>Well 1</u>		
SAMPLE SITE ADDRESS	<u>2400 Pleasantville Road, Fallston MD 21047</u>				
SAMPLE TYPE: RAW	FINISHED	<input checked="" type="checkbox"/>	SAMPLE LOCATION	<u>Mid-Treatment Tap #1</u>	
DATE COLLECTED	<u>8/14/2020</u>	TIME	<u>1254</u>		
SAMPLER ID	<u>0266RO</u>	SAMPLER NAME	<u>Richard Ott</u>	PHONE	<u>410-848-1014</u>
LAB CERT#:	<u>133</u>	LABORATORY	<u>Fountain Valley Lab, Inc.</u>	PHONE	<u>410-848-1014</u>
LAB SAMPLE ID	<u>139200</u>	DATE RECEIVED	<u>8/14/2020</u>	REPORTED	<u>9/1/2020</u>
				EPA TEST METHOD	<u>524.2</u>
REMARKS: <u>Sub-contracted to Maryland State Certified Lab #320</u>					

CONTAMINANT	EPA ID	MCL (PPB)	ACTUAL LEVEL (ppb)	CONTAMINANT	EPA ID	ACTUAL LEVEL (ppb)
<b>REGULATED</b>				<b>UNREGULATED</b>		
Benzene	2990	5	ND	Chloromethane	2210	ND
Carbon Tetrachloride	2982	5	ND	Bromobenzene	2993	ND
o-Dichlorobenzene	2968	600	ND	Bromochloromethane	2430	ND
p-Dichlorobenzene	2969	75	ND	Bromomethane	2214	ND
1,2-Dichloroethane	2980	5	ND	n-Butylbenzene	2422	ND
1,1-Dichloroethene	2977	7	ND	sec-butylbenzene	2428	ND
cis-1,2-Dichloroethene	2380	70	ND	tert-butylbenzene	2426	ND
trans-1,2-Dichloroethene	2979	100	ND	Chloroethane	2216	ND
Dichloromethane	2964	5	ND	o-Chlorotoluene	2965	ND
1,2-Dichloropropane	2983	5	ND	p-Chlorotoluene	2966	ND
Ethylbenzene	2992	700	ND	m-Dichlorobenzene	2967	ND
Monochlorobenzene	2989	100	ND	1,1 -Dichloroethane	2978	ND
Styrene	2996	100	ND	1,3-Dichloropropane	2412	ND
Tetrachloroethene (PCE)	2987	5	ND	2,2-Dichloropropane	2416	ND
Toluene	2991	1000	ND	1,1 -Dichloropropene	2410	ND
1,2,4-Trichlorobenzene	2378	70	ND	1,3-Dichloropropene	2413	ND
1,1,1-Trichloroethane	2981	200	ND	Dichlorodifluoromethane	2212	ND
1,1,2-Trichloroethane	2985	5	ND	Hexachlorobutadiene	2246	ND
Trichloroethene (TCE)	2984	5	ND	Isopropylbenzene	2994	ND
Vinyl Chloride	2976	2	ND	p-Isopropyltoluene	2030	ND
Xylenes (Total)	2955	10000	ND	MTBE	2251	ND
<b>TRihalOMETHANES</b>				Naphthalene	2248	ND
Bromodichloromethane	2943		ND	n-Propylbenzene	2998	ND
Bromoform	2942		ND	1,1,1,2-Tetrachloroethane	2986	ND
Chloroform	2941		ND	1,1 2,2-Tetrachloroethane	2988	ND
Dibromochloromethane	2944		ND	1,2,3-Trichlorobenzene	2420	ND
				Trichlorofluoromethane	2218	ND
				1 2,3-Trichloropropane	2414	ND
				1,2,4-Trimethylbenzene	2418	ND
				1,3,5-Trimethylbenzene	2424	ND
				m,p-xylene	2995	ND
				o-xylene	2997	ND

**PPB - Parts Per Billion (micrograms per liter)**  
**MCL - Maximum Contaminant Level**  
**Detection Limits = 0.5 PPB (m,p-xylene and 1,3-Dichloropropene = 1.0 PPB)**  
**ND - None Detected**

I do hereby certify that this record contains no willful misrepresentations or falsifications and that this information given by me is true to the best of my knowledge and belief. I further certify that the methods and quality control measures used to produce these laboratory results were implemented in accordance with the requirements of this laboratory's certification under COMAR 26.08.05.

SIGNED



DATE



# MARYLAND DEPARTMENT OF THE ENVIRONMENT

## WATER SUPPLY PROGRAM

1800 Washington Blvd., STE. 450, Baltimore, Maryland 21230-1708  
 (410) 537-3729 (800) 633-6101 ext. 3729 <http://www.mde.state.md.us>

### VOLATILE ORGANIC SELF-MONITORING REPORT

PWSID	<u>MD1121256</u>	SYSTEM NAME	<u>7-Eleven #22281</u>	COUNTY	<u>Harford</u>
PLANT ID	<u>TP01</u>	PLANT NAME	<u>Well 1</u>		
SAMPLE SITE ADDRESS	<u>2400 Pleasantville Road, Fallston MD 21047</u>				
SAMPLE TYPE:	RAW <input checked="" type="checkbox"/>	FINISHED		SAMPLE LOCATION	<u>Pre-Treatment Tap</u>
DATE COLLECTED	<u>8/14/2020</u>	TIME	<u>1307</u>		
SAMPLER ID	<u>0266RO</u>	SAMPLER NAME	<u>Richard Ott</u>	PHONE	<u>410-848-1014</u>
LAB CERT#:	<u>133</u>	LABORATORY	<u>Fountain Valley Lab, Inc.</u>	PHONE	<u>410-848-1014</u>
LAB SAMPLE ID	<u>139202</u>	DATE RECEIVED	<u>8/14/2020</u>	REPORTED	<u>9/1/2020</u>
				EPA TEST METHOD	<u>524.2</u>
REMARKS:	<u>Sub-contracted to Maryland State Certified Lab #320</u>				

CONTAMINANT	EPA ID	MCL (PPB)	ACTUAL LEVEL (ppb)	CONTAMINANT	EPA ID	ACTUAL LEVEL (ppb)
<b>REGULATED</b>				<b>UNREGULATED</b>		
Benzene	2990	5	ND	Chloromethane	2210	ND
Carbon Tetrachloride	2982	5	ND	Bromobenzene	2993	ND
o-Dichlorobenzene	2968	600	ND	Bromochloromethane	2430	ND
p-Dichlorobenzene	2969	75	ND	Bromomethane	2214	ND
1,2-Dichloroethane	2980	5	ND	n-Butylbenzene	2422	ND
1,1-Dichloroethene	2977	7	ND	sec-butylbenzene	2428	ND
cis-1,2-Dichloroethene	2380	70	ND	tert-butylbenzene	2426	ND
trans-1,2-Dichloroethene	2979	100	ND	Chloroethane	2216	ND
Dichloromethane	2964	5	ND	o-Chlorotoluene	2965	ND
1,2-Dichloropropane	2983	5	ND	p-Chlorotoluene	2966	ND
Ethylbenzene	2992	700	ND	m-Dichlorobenzene	2967	ND
Monochlorobenzene	2989	100	ND	1,1 -Dichloroethane	2978	ND
Styrene	2996	100	ND	1,3-Dichloropropane	2412	ND
Tetrachloroethene (PCE)	2987	5	ND	2,2-Dichloropropane	2416	ND
Toluene	2991	1000	ND	1,1 -Dichloropropene	2410	ND
1,2,4-Trichlorobenzene	2378	70	ND	1,3-Dichloropropene	2413	ND
1,1,1-Trichloroethane	2981	200	ND	Dichlorodifluoromethane	2212	ND
1,1,2-Trichloroethane	2985	5	ND	Hexachlorobutadiene	2246	ND
Trichloroethene (TCE)	2984	5	ND	Isopropylbenzene	2994	ND
Vinyl Chloride	2976	2	ND	p-Isopropyltoluene	2030	ND
Xylenes (Total)	2955	10000	ND	MTBE	2251	ND
<b>TRihalOMETHANES</b>				Naphthalene	2248	ND
Bromodichloromethane	2943		ND	n-Propylbenzene	2998	ND
Bromoform	2942		ND	1,1,1,2-Tetrachloroethane	2986	ND
Chloroform	2941		ND	1,1 2,2-Tetrachloroethane	2988	ND
Dibromochloromethane	2944		ND	1,2,3-Trichlorobenzene	2420	ND
				Trichlorofluoromethane	2218	ND
				1 2,3-Trichloropropane	2414	ND
				1,2,4-Trimethylbenzene	2418	ND
				1,3,5-Trimethylbenzene	2424	ND
				m,p-xylene	2995	ND
				o-xylene	2997	ND

**PPB - Parts Per Billion (micrograms per liter)**


**MCL - Maximum Contaminant Level**

**Detection Limits = 0.5 PPB (m,p-xylene and 1,3-Dichloropropene = 1.0 PPB)**

**ND - None Detected**

I do hereby certify that this record contains no willful misrepresentations or falsifications and that this information given by me is true to the best of my knowledge and belief. I further certify that the methods and quality control measures used to produce these laboratory results were implemented in accordance with the requirements of this laboratory's certification under COMAR 26.08.05.

SIGNED



DATE



# CALIBER ANALYTICAL SERVICES

## Certificate of Analysis

Fountain Valley Analytical Laboratory, Inc.  
1413 Old Taneytown Road  
Westminster, MD 21158

Date Received: 08/19/20 11:04  
Date Sampled: 08/14/20 12:32  
Date Issued: 08/26/20 14:42

Project: 139196, 98, 00, 02  
Site: Hand Sink, Mid 2, Mid 1, Pre  
Project Number: Sadler 2400

SDG Number: 20081901

	Result	Unit	LLQ	MCL	Method	Prepared	Analyzed	Init.
<b>Field Sample ID:</b>	139196		<b>Matrix:</b> Drinking Water			<b>Lab ID:</b> 20081901-01		
<b>Volatile Organic Compounds</b>	Batch: 24041							
Benzene	ND	ug/L	0.5	5	EPA 524.2	08/19/20	08/19/20 17:21	GFH
Bromobenzene	ND	ug/L	0.5		EPA 524.2	08/19/20	08/19/20 17:21	GFH
Bromochloromethane	ND	ug/L	0.5		EPA 524.2	08/19/20	08/19/20 17:21	GFH
Bromodichloromethane	ND	ug/L	0.5		EPA 524.2	08/19/20	08/19/20 17:21	GFH
Bromoform	ND	ug/L	0.5		EPA 524.2	08/19/20	08/19/20 17:21	GFH
Bromomethane	ND	ug/L	0.5		EPA 524.2	08/19/20	08/19/20 17:21	GFH
n-Butylbenzene	ND	ug/L	0.5		EPA 524.2	08/19/20	08/19/20 17:21	GFH
sec-Butylbenzene	ND	ug/L	0.5		EPA 524.2	08/19/20	08/19/20 17:21	GFH
tert-Butylbenzene	ND	ug/L	0.5		EPA 524.2	08/19/20	08/19/20 17:21	GFH
Carbon tetrachloride	ND	ug/L	0.5	5	EPA 524.2	08/19/20	08/19/20 17:21	GFH
Chlorobenzene	ND	ug/L	0.5	100	EPA 524.2	08/19/20	08/19/20 17:21	GFH
Chloroethane	ND	ug/L	0.5		EPA 524.2	08/19/20	08/19/20 17:21	GFH
Chloroform	ND	ug/L	0.5		EPA 524.2	08/19/20	08/19/20 17:21	GFH
Chloromethane	ND	ug/L	0.5		EPA 524.2	08/19/20	08/19/20 17:21	GFH
2-Chlorotoluene	ND	ug/L	0.5		EPA 524.2	08/19/20	08/19/20 17:21	GFH
4-Chlorotoluene	ND	ug/L	0.5		EPA 524.2	08/19/20	08/19/20 17:21	GFH
Dibromochloromethane	ND	ug/L	0.5		EPA 524.2	08/19/20	08/19/20 17:21	GFH
1,2-Dibromo-3-chloropropane (DBCP)	ND	ug/L	0.5		EPA 524.2	08/19/20	08/19/20 17:21	GFH
1,2-Dibromoethane (EDB)	ND	ug/L	0.5		EPA 524.2	08/19/20	08/19/20 17:21	GFH
Dibromomethane	ND	ug/L	0.5		EPA 524.2	08/19/20	08/19/20 17:21	GFH
1,2-Dichlorobenzene	ND	ug/L	0.5	600	EPA 524.2	08/19/20	08/19/20 17:21	GFH
1,3-Dichlorobenzene	ND	ug/L	0.5		EPA 524.2	08/19/20	08/19/20 17:21	GFH
1,4-Dichlorobenzene	ND	ug/L	0.5	75	EPA 524.2	08/19/20	08/19/20 17:21	GFH
Dichlorodifluoromethane	ND	ug/L	0.5		EPA 524.2	08/19/20	08/19/20 17:21	GFH
1,1-Dichloroethane	ND	ug/L	0.5		EPA 524.2	08/19/20	08/19/20 17:21	GFH
1,2-Dichloroethane (EDC)	ND	ug/L	0.5	5	EPA 524.2	08/19/20	08/19/20 17:21	GFH
1,1-Dichloroethene	ND	ug/L	0.5	7	EPA 524.2	08/19/20	08/19/20 17:21	GFH
cis-1,2-Dichloroethene	ND	ug/L	0.5	70	EPA 524.2	08/19/20	08/19/20 17:21	GFH
trans-1,2-Dichloroethene	ND	ug/L	0.5	100	EPA 524.2	08/19/20	08/19/20 17:21	GFH
1,2-Dichloropropane	ND	ug/L	0.5	5	EPA 524.2	08/19/20	08/19/20 17:21	GFH
1,3-Dichloropropane	ND	ug/L	0.5		EPA 524.2	08/19/20	08/19/20 17:21	GFH
2,2-Dichloropropane	ND	ug/L	0.5		EPA 524.2	08/19/20	08/19/20 17:21	GFH
1,1-Dichloropropene	ND	ug/L	0.5		EPA 524.2	08/19/20	08/19/20 17:21	GFH
cis-1,3-Dichloropropene	ND	ug/L	0.5		EPA 524.2	08/19/20	08/19/20 17:21	GFH
trans-1,3-Dichloropropene	ND	ug/L	0.5		EPA 524.2	08/19/20	08/19/20 17:21	GFH
Ethylbenzene	ND	ug/L	0.5	700	EPA 524.2	08/19/20	08/19/20 17:21	GFH
Isopropylbenzene	ND	ug/L	0.5		EPA 524.2	08/19/20	08/19/20 17:21	GFH
p-Isopropyltoluene	ND	ug/L	0.5		EPA 524.2	08/19/20	08/19/20 17:21	GFH
Hexachlorobutadiene	ND	ug/L	0.5		EPA 524.2	08/19/20	08/19/20 17:21	GFH



# CALIBER ANALYTICAL SERVICES

## Certificate of Analysis

Fountain Valley Analytical Laboratory, Inc.  
1413 Old Taneytown Road  
Westminster, MD 21158

Date Received: 08/19/20 11:04  
Date Sampled: 08/14/20 12:32  
Date Issued: 08/26/20 14:42

Project: 139196, 98, 00, 02  
Site: Hand Sink, Mid 2, Mid 1, Pre  
Project Number: Sadler 2400

SDG Number: 20081901

	Result	Unit	LLQ	MCL	Method	Prepared	Analyzed	Init.
<b>Field Sample ID:</b>	139196		<b>Matrix:</b> Drinking Water			<b>Lab ID:</b> 20081901-01		
<b>Volatile Organic Compounds</b>	Batch: 24041							
Methylene chloride	ND	ug/L	0.5	5	EPA 524.2	08/19/20	08/19/20 17:21	GFH
Methyl t-butyl ether (MTBE)	ND	ug/L	0.5	* 20	EPA 524.2	08/19/20	08/19/20 17:21	GFH
Naphthalene	ND	ug/L	0.5		EPA 524.2	08/19/20	08/19/20 17:21	GFH
n-Propylbenzene	ND	ug/L	0.5		EPA 524.2	08/19/20	08/19/20 17:21	GFH
Styrene	ND	ug/L	0.5	100	EPA 524.2	08/19/20	08/19/20 17:21	GFH
1,1,1,2-Tetrachloroethane	ND	ug/L	0.5		EPA 524.2	08/19/20	08/19/20 17:21	GFH
1,1,2,2-Tetrachloroethane	ND	ug/L	0.5		EPA 524.2	08/19/20	08/19/20 17:21	GFH
Tetrachloroethene	ND	ug/L	0.5	5	EPA 524.2	08/19/20	08/19/20 17:21	GFH
Toluene	ND	ug/L	0.5	1000	EPA 524.2	08/19/20	08/19/20 17:21	GFH
1,2,3-Trichlorobenzene	ND	ug/L	0.5		EPA 524.2	08/19/20	08/19/20 17:21	GFH
1,2,4-Trichlorobenzene	ND	ug/L	0.5	70	EPA 524.2	08/19/20	08/19/20 17:21	GFH
1,1,1-Trichloroethane	ND	ug/L	0.5	200	EPA 524.2	08/19/20	08/19/20 17:21	GFH
1,1,2-Trichloroethane	ND	ug/L	0.5	5	EPA 524.2	08/19/20	08/19/20 17:21	GFH
Trichloroethene	ND	ug/L	0.5	5	EPA 524.2	08/19/20	08/19/20 17:21	GFH
Trichlorofluoromethane	ND	ug/L	0.5		EPA 524.2	08/19/20	08/19/20 17:21	GFH
1,2,3-Trichloropropane	ND	ug/L	0.5		EPA 524.2	08/19/20	08/19/20 17:21	GFH
1,2,4-Trimethylbenzene	ND	ug/L	0.5		EPA 524.2	08/19/20	08/19/20 17:21	GFH
1,3,5-Trimethylbenzene	ND	ug/L	0.5		EPA 524.2	08/19/20	08/19/20 17:21	GFH
Vinyl chloride	ND	ug/L	0.5	2	EPA 524.2	08/19/20	08/19/20 17:21	GFH
m&p-Xylene	ND	ug/L	1	7500	EPA 524.2	08/19/20	08/19/20 17:21	GFH
o-Xylene	ND	ug/L	0.5	2500	EPA 524.2	08/19/20	08/19/20 17:21	GFH
tert-Butanol (TBA)	ND	ug/L	5		EPA 524.2	08/19/20	08/19/20 17:21	GFH
Ethyl t-butyl ether (ETBE)	ND	ug/L	0.5		EPA 524.2	08/19/20	08/19/20 17:21	GFH
Diisopropyl ether (DIPE)	ND	ug/L	0.5		EPA 524.2	08/19/20	08/19/20 17:21	GFH
tert-Amyl methyl ether (TAME)	ND	ug/L	0.5		EPA 524.2	08/19/20	08/19/20 17:21	GFH
tert-Amyl alcohol (TAA)	ND	ug/L	5		EPA 524.2	08/19/20	08/19/20 17:21	GFH
tert-Amyl ethyl ether (TAEE)	ND	ug/L	0.5		EPA 524.2	08/19/20	08/19/20 17:21	GFH

Sampler Name: Richard Ott, Jr

Sampler ID: 0266RO

Expiration: 5/30/2022

Approved by:

QC Chemist

### Notes/Qualifiers:

LLQ- Lowest Level of Quantitation

MCL - Maximum Contaminant Level. The highest level of a contaminant that is allowed in drinking water. MCLs are associated with regulated compounds. They are enforceable standards.

ND - Not Detected at a concentration greater than or equal to the LLQ.

The above analyses performed by Maryland State Certified Water Quality Laboratory #320.

\* - Methyl t-butyl ether (MTBE) limit based on MDE guidance document. It is not federally promulgated or enforceable.



# CALIBER ANALYTICAL SERVICES

## Certificate of Analysis

Fountain Valley Analytical Laboratory, Inc.  
1413 Old Taneytown Road  
Westminster, MD 21158

Date Received: 08/19/20 11:04  
Date Sampled: 08/14/20 12:44  
Date Issued: 08/26/20 14:42

Project: 139196, 98, 00, 02  
Site: Hand Sink, Mid 2, Mid 1, Pre  
Project Number: Sadler 2400

SDG Number: 20081901

	Result	Unit	LLQ	MCL	Method	Prepared	Analyzed	Init.
<b>Field Sample ID:</b>	139198		<b>Matrix:</b> Drinking Water			<b>Lab ID:</b> 20081901-02		
<b>Volatile Organic Compounds</b>	Batch: 24041							
Benzene	ND	ug/L	0.5	5	EPA 524.2	08/19/20	08/19/20 17:51	GFH
Bromobenzene	ND	ug/L	0.5		EPA 524.2	08/19/20	08/19/20 17:51	GFH
Bromochloromethane	ND	ug/L	0.5		EPA 524.2	08/19/20	08/19/20 17:51	GFH
Bromodichloromethane	ND	ug/L	0.5		EPA 524.2	08/19/20	08/19/20 17:51	GFH
Bromoform	ND	ug/L	0.5		EPA 524.2	08/19/20	08/19/20 17:51	GFH
Bromomethane	ND	ug/L	0.5		EPA 524.2	08/19/20	08/19/20 17:51	GFH
n-Butylbenzene	ND	ug/L	0.5		EPA 524.2	08/19/20	08/19/20 17:51	GFH
sec-Butylbenzene	ND	ug/L	0.5		EPA 524.2	08/19/20	08/19/20 17:51	GFH
tert-Butylbenzene	ND	ug/L	0.5		EPA 524.2	08/19/20	08/19/20 17:51	GFH
Carbon tetrachloride	ND	ug/L	0.5	5	EPA 524.2	08/19/20	08/19/20 17:51	GFH
Chlorobenzene	ND	ug/L	0.5	100	EPA 524.2	08/19/20	08/19/20 17:51	GFH
Chloroethane	ND	ug/L	0.5		EPA 524.2	08/19/20	08/19/20 17:51	GFH
Chloroform	ND	ug/L	0.5		EPA 524.2	08/19/20	08/19/20 17:51	GFH
Chloromethane	ND	ug/L	0.5		EPA 524.2	08/19/20	08/19/20 17:51	GFH
2-Chlorotoluene	ND	ug/L	0.5		EPA 524.2	08/19/20	08/19/20 17:51	GFH
4-Chlorotoluene	ND	ug/L	0.5		EPA 524.2	08/19/20	08/19/20 17:51	GFH
Dibromochloromethane	ND	ug/L	0.5		EPA 524.2	08/19/20	08/19/20 17:51	GFH
1,2-Dibromo-3-chloropropane (DBCP)	ND	ug/L	0.5		EPA 524.2	08/19/20	08/19/20 17:51	GFH
1,2-Dibromoethane (EDB)	ND	ug/L	0.5		EPA 524.2	08/19/20	08/19/20 17:51	GFH
Dibromomethane	ND	ug/L	0.5		EPA 524.2	08/19/20	08/19/20 17:51	GFH
1,2-Dichlorobenzene	ND	ug/L	0.5	600	EPA 524.2	08/19/20	08/19/20 17:51	GFH
1,3-Dichlorobenzene	ND	ug/L	0.5		EPA 524.2	08/19/20	08/19/20 17:51	GFH
1,4-Dichlorobenzene	ND	ug/L	0.5	75	EPA 524.2	08/19/20	08/19/20 17:51	GFH
Dichlorodifluoromethane	ND	ug/L	0.5		EPA 524.2	08/19/20	08/19/20 17:51	GFH
1,1-Dichloroethane	ND	ug/L	0.5		EPA 524.2	08/19/20	08/19/20 17:51	GFH
1,2-Dichloroethane (EDC)	ND	ug/L	0.5	5	EPA 524.2	08/19/20	08/19/20 17:51	GFH
1,1-Dichloroethene	ND	ug/L	0.5	7	EPA 524.2	08/19/20	08/19/20 17:51	GFH
cis-1,2-Dichloroethene	ND	ug/L	0.5	70	EPA 524.2	08/19/20	08/19/20 17:51	GFH
trans-1,2-Dichloroethene	ND	ug/L	0.5	100	EPA 524.2	08/19/20	08/19/20 17:51	GFH
1,2-Dichloropropane	ND	ug/L	0.5	5	EPA 524.2	08/19/20	08/19/20 17:51	GFH
1,3-Dichloropropane	ND	ug/L	0.5		EPA 524.2	08/19/20	08/19/20 17:51	GFH
2,2-Dichloropropane	ND	ug/L	0.5		EPA 524.2	08/19/20	08/19/20 17:51	GFH
1,1-Dichloropropene	ND	ug/L	0.5		EPA 524.2	08/19/20	08/19/20 17:51	GFH
cis-1,3-Dichloropropene	ND	ug/L	0.5		EPA 524.2	08/19/20	08/19/20 17:51	GFH
trans-1,3-Dichloropropene	ND	ug/L	0.5		EPA 524.2	08/19/20	08/19/20 17:51	GFH
Ethylbenzene	ND	ug/L	0.5	700	EPA 524.2	08/19/20	08/19/20 17:51	GFH
Isopropylbenzene	ND	ug/L	0.5		EPA 524.2	08/19/20	08/19/20 17:51	GFH
p-Isopropyltoluene	ND	ug/L	0.5		EPA 524.2	08/19/20	08/19/20 17:51	GFH
Hexachlorobutadiene	ND	ug/L	0.5		EPA 524.2	08/19/20	08/19/20 17:51	GFH





# CALIBER ANALYTICAL SERVICES

## Certificate of Analysis

Fountain Valley Analytical Laboratory, Inc.  
1413 Old Taneytown Road  
Westminster, MD 21158

Date Received: 08/19/20 11:04  
Date Sampled: 08/14/20 12:44  
Date Issued: 08/26/20 14:42

Project: 139196, 98, 00, 02  
Site: Hand Sink, Mid 2, Mid 1, Pre  
Project Number: Sadler 2400

SDG Number: 20081901

	Result	Unit	LLQ	MCL	Method	Prepared	Analyzed	Init.
<b>Field Sample ID:</b>	139198		<b>Matrix:</b> Drinking Water			<b>Lab ID:</b> 20081901-02		
<b>Volatile Organic Compounds</b>	Batch: 24041							
Methylene chloride	ND	ug/L	0.5	5	EPA 524.2	08/19/20	08/19/20 17:51	GFH
Methyl t-butyl ether (MTBE)	ND	ug/L	0.5	* 20	EPA 524.2	08/19/20	08/19/20 17:51	GFH
Naphthalene	ND	ug/L	0.5		EPA 524.2	08/19/20	08/19/20 17:51	GFH
n-Propylbenzene	ND	ug/L	0.5		EPA 524.2	08/19/20	08/19/20 17:51	GFH
Styrene	ND	ug/L	0.5	100	EPA 524.2	08/19/20	08/19/20 17:51	GFH
1,1,1,2-Tetrachloroethane	ND	ug/L	0.5		EPA 524.2	08/19/20	08/19/20 17:51	GFH
1,1,2,2-Tetrachloroethane	ND	ug/L	0.5		EPA 524.2	08/19/20	08/19/20 17:51	GFH
Tetrachloroethene	ND	ug/L	0.5	5	EPA 524.2	08/19/20	08/19/20 17:51	GFH
Toluene	ND	ug/L	0.5	1000	EPA 524.2	08/19/20	08/19/20 17:51	GFH
1,2,3-Trichlorobenzene	ND	ug/L	0.5		EPA 524.2	08/19/20	08/19/20 17:51	GFH
1,2,4-Trichlorobenzene	ND	ug/L	0.5	70	EPA 524.2	08/19/20	08/19/20 17:51	GFH
1,1,1-Trichloroethane	ND	ug/L	0.5	200	EPA 524.2	08/19/20	08/19/20 17:51	GFH
1,1,2-Trichloroethane	ND	ug/L	0.5	5	EPA 524.2	08/19/20	08/19/20 17:51	GFH
Trichloroethene	ND	ug/L	0.5	5	EPA 524.2	08/19/20	08/19/20 17:51	GFH
Trichlorofluoromethane	ND	ug/L	0.5		EPA 524.2	08/19/20	08/19/20 17:51	GFH
1,2,3-Trichloropropane	ND	ug/L	0.5		EPA 524.2	08/19/20	08/19/20 17:51	GFH
1,2,4-Trimethylbenzene	ND	ug/L	0.5		EPA 524.2	08/19/20	08/19/20 17:51	GFH
1,3,5-Trimethylbenzene	ND	ug/L	0.5		EPA 524.2	08/19/20	08/19/20 17:51	GFH
Vinyl chloride	ND	ug/L	0.5	2	EPA 524.2	08/19/20	08/19/20 17:51	GFH
m&p-Xylene	ND	ug/L	1	7500	EPA 524.2	08/19/20	08/19/20 17:51	GFH
o-Xylene	ND	ug/L	0.5	2500	EPA 524.2	08/19/20	08/19/20 17:51	GFH
tert-Butanol (TBA)	ND	ug/L	5		EPA 524.2	08/19/20	08/19/20 17:51	GFH
Ethyl t-butyl ether (ETBE)	ND	ug/L	0.5		EPA 524.2	08/19/20	08/19/20 17:51	GFH
Diisopropyl ether (DIPE)	ND	ug/L	0.5		EPA 524.2	08/19/20	08/19/20 17:51	GFH
tert-Amyl methyl ether (TAME)	ND	ug/L	0.5		EPA 524.2	08/19/20	08/19/20 17:51	GFH
tert-Amyl alcohol (TAA)	ND	ug/L	5		EPA 524.2	08/19/20	08/19/20 17:51	GFH
tert-Amyl ethyl ether (TAEE)	ND	ug/L	0.5		EPA 524.2	08/19/20	08/19/20 17:51	GFH

Sampler Name: Richard Ott, Jr

Sampler ID: 0266RO

Expiration: 5/30/2022

Approved by:

QC Chemist

### Notes/Qualifiers:

LLQ- Lowest Level of Quantitation

MCL - Maximum Contaminant Level. The highest level of a contaminant that is allowed in drinking water. MCLs are associated with regulated compounds. They are enforceable standards.

ND - Not Detected at a concentration greater than or equal to the LLQ.

The above analyses performed by Maryland State Certified Water Quality Laboratory #320.

\* - Methyl t-butyl ether (MTBE) limit based on MDE guidance document. It is not federally promulgated or enforceable.



# CALIBER ANALYTICAL SERVICES

## Certificate of Analysis

Fountain Valley Analytical Laboratory, Inc.  
1413 Old Taneytown Road  
Westminster, MD 21158

Date Received: 08/19/20 11:04  
Date Sampled: 08/14/20 12:54  
Date Issued: 08/26/20 14:42

Project: 139196, 98, 00, 02  
Site: Hand Sink, Mid 2, Mid 1, Pre  
Project Number: Sadler 2400

SDG Number: 20081901

	Result	Unit	LLQ	MCL	Method	Prepared	Analyzed	Init.
<b>Field Sample ID:</b>	139200		<b>Matrix:</b> Drinking Water			<b>Lab ID:</b> 20081901-03		
<b>Volatile Organic Compounds</b>	Batch: 24041							
Benzene	ND	ug/L	0.5	5	EPA 524.2	08/19/20	08/19/20 18:19	GFH
Bromobenzene	ND	ug/L	0.5		EPA 524.2	08/19/20	08/19/20 18:19	GFH
Bromochloromethane	ND	ug/L	0.5		EPA 524.2	08/19/20	08/19/20 18:19	GFH
Bromodichloromethane	ND	ug/L	0.5		EPA 524.2	08/19/20	08/19/20 18:19	GFH
Bromoform	ND	ug/L	0.5		EPA 524.2	08/19/20	08/19/20 18:19	GFH
Bromomethane	ND	ug/L	0.5		EPA 524.2	08/19/20	08/19/20 18:19	GFH
n-Butylbenzene	ND	ug/L	0.5		EPA 524.2	08/19/20	08/19/20 18:19	GFH
sec-Butylbenzene	ND	ug/L	0.5		EPA 524.2	08/19/20	08/19/20 18:19	GFH
tert-Butylbenzene	ND	ug/L	0.5		EPA 524.2	08/19/20	08/19/20 18:19	GFH
Carbon tetrachloride	ND	ug/L	0.5	5	EPA 524.2	08/19/20	08/19/20 18:19	GFH
Chlorobenzene	ND	ug/L	0.5	100	EPA 524.2	08/19/20	08/19/20 18:19	GFH
Chloroethane	ND	ug/L	0.5		EPA 524.2	08/19/20	08/19/20 18:19	GFH
Chloroform	ND	ug/L	0.5		EPA 524.2	08/19/20	08/19/20 18:19	GFH
Chloromethane	ND	ug/L	0.5		EPA 524.2	08/19/20	08/19/20 18:19	GFH
2-Chlorotoluene	ND	ug/L	0.5		EPA 524.2	08/19/20	08/19/20 18:19	GFH
4-Chlorotoluene	ND	ug/L	0.5		EPA 524.2	08/19/20	08/19/20 18:19	GFH
Dibromochloromethane	ND	ug/L	0.5		EPA 524.2	08/19/20	08/19/20 18:19	GFH
1,2-Dibromo-3-chloropropane (DBCP)	ND	ug/L	0.5		EPA 524.2	08/19/20	08/19/20 18:19	GFH
1,2-Dibromoethane (EDB)	ND	ug/L	0.5		EPA 524.2	08/19/20	08/19/20 18:19	GFH
Dibromomethane	ND	ug/L	0.5		EPA 524.2	08/19/20	08/19/20 18:19	GFH
1,2-Dichlorobenzene	ND	ug/L	0.5	600	EPA 524.2	08/19/20	08/19/20 18:19	GFH
1,3-Dichlorobenzene	ND	ug/L	0.5		EPA 524.2	08/19/20	08/19/20 18:19	GFH
1,4-Dichlorobenzene	ND	ug/L	0.5	75	EPA 524.2	08/19/20	08/19/20 18:19	GFH
Dichlorodifluoromethane	ND	ug/L	0.5		EPA 524.2	08/19/20	08/19/20 18:19	GFH
1,1-Dichloroethane	ND	ug/L	0.5		EPA 524.2	08/19/20	08/19/20 18:19	GFH
1,2-Dichloroethane (EDC)	ND	ug/L	0.5	5	EPA 524.2	08/19/20	08/19/20 18:19	GFH
1,1-Dichloroethene	ND	ug/L	0.5	7	EPA 524.2	08/19/20	08/19/20 18:19	GFH
cis-1,2-Dichloroethene	ND	ug/L	0.5	70	EPA 524.2	08/19/20	08/19/20 18:19	GFH
trans-1,2-Dichloroethene	ND	ug/L	0.5	100	EPA 524.2	08/19/20	08/19/20 18:19	GFH
1,2-Dichloropropane	ND	ug/L	0.5	5	EPA 524.2	08/19/20	08/19/20 18:19	GFH
1,3-Dichloropropane	ND	ug/L	0.5		EPA 524.2	08/19/20	08/19/20 18:19	GFH
2,2-Dichloropropane	ND	ug/L	0.5		EPA 524.2	08/19/20	08/19/20 18:19	GFH
1,1-Dichloropropene	ND	ug/L	0.5		EPA 524.2	08/19/20	08/19/20 18:19	GFH
cis-1,3-Dichloropropene	ND	ug/L	0.5		EPA 524.2	08/19/20	08/19/20 18:19	GFH
trans-1,3-Dichloropropene	ND	ug/L	0.5		EPA 524.2	08/19/20	08/19/20 18:19	GFH
Ethylbenzene	ND	ug/L	0.5	700	EPA 524.2	08/19/20	08/19/20 18:19	GFH
Isopropylbenzene	ND	ug/L	0.5		EPA 524.2	08/19/20	08/19/20 18:19	GFH
p-Isopropyltoluene	ND	ug/L	0.5		EPA 524.2	08/19/20	08/19/20 18:19	GFH
Hexachlorobutadiene	ND	ug/L	0.5		EPA 524.2	08/19/20	08/19/20 18:19	GFH





# CALIBER ANALYTICAL SERVICES

## Certificate of Analysis

Fountain Valley Analytical Laboratory, Inc.  
1413 Old Taneytown Road  
Westminster, MD 21158

Date Received: 08/19/20 11:04  
Date Sampled: 08/14/20 12:54  
Date Issued: 08/26/20 14:42

Project: 139196, 98, 00, 02  
Site: Hand Sink, Mid 2, Mid 1, Pre  
Project Number: Sadler 2400

SDG Number: 20081901

	Result	Unit	LLQ	MCL	Method	Prepared	Analyzed	Init.
Field Sample ID: 139200								
			Matrix: Drinking Water				Lab ID: 20081901-03	
Volatile Organic Compounds							Batch: 24041	
Methylene chloride	ND	ug/L	0.5	5	EPA 524.2	08/19/20	08/19/20 18:19	GFH
Methyl t-butyl ether (MTBE)	ND	ug/L	0.5	* 20	EPA 524.2	08/19/20	08/19/20 18:19	GFH
Naphthalene	ND	ug/L	0.5		EPA 524.2	08/19/20	08/19/20 18:19	GFH
n-Propylbenzene	ND	ug/L	0.5		EPA 524.2	08/19/20	08/19/20 18:19	GFH
Styrene	ND	ug/L	0.5	100	EPA 524.2	08/19/20	08/19/20 18:19	GFH
1,1,1,2-Tetrachloroethane	ND	ug/L	0.5		EPA 524.2	08/19/20	08/19/20 18:19	GFH
1,1,2,2-Tetrachloroethane	ND	ug/L	0.5		EPA 524.2	08/19/20	08/19/20 18:19	GFH
Tetrachloroethene	ND	ug/L	0.5	5	EPA 524.2	08/19/20	08/19/20 18:19	GFH
Toluene	ND	ug/L	0.5	1000	EPA 524.2	08/19/20	08/19/20 18:19	GFH
1,2,3-Trichlorobenzene	ND	ug/L	0.5		EPA 524.2	08/19/20	08/19/20 18:19	GFH
1,2,4-Trichlorobenzene	ND	ug/L	0.5	70	EPA 524.2	08/19/20	08/19/20 18:19	GFH
1,1,1-Trichloroethane	ND	ug/L	0.5	200	EPA 524.2	08/19/20	08/19/20 18:19	GFH
1,1,2-Trichloroethane	ND	ug/L	0.5	5	EPA 524.2	08/19/20	08/19/20 18:19	GFH
Trichloroethene	ND	ug/L	0.5	5	EPA 524.2	08/19/20	08/19/20 18:19	GFH
Trichlorofluoromethane	ND	ug/L	0.5		EPA 524.2	08/19/20	08/19/20 18:19	GFH
1,2,3-Trichloropropane	ND	ug/L	0.5		EPA 524.2	08/19/20	08/19/20 18:19	GFH
1,2,4-Trimethylbenzene	ND	ug/L	0.5		EPA 524.2	08/19/20	08/19/20 18:19	GFH
1,3,5-Trimethylbenzene	ND	ug/L	0.5		EPA 524.2	08/19/20	08/19/20 18:19	GFH
Vinyl chloride	ND	ug/L	0.5	2	EPA 524.2	08/19/20	08/19/20 18:19	GFH
m&p-Xylene	ND	ug/L	1	7500	EPA 524.2	08/19/20	08/19/20 18:19	GFH
o-Xylene	ND	ug/L	0.5	2500	EPA 524.2	08/19/20	08/19/20 18:19	GFH
tert-Butanol (TBA)	ND	ug/L	5		EPA 524.2	08/19/20	08/19/20 18:19	GFH
Ethyl t-butyl ether (ETBE)	ND	ug/L	0.5		EPA 524.2	08/19/20	08/19/20 18:19	GFH
Diisopropyl ether (DIPE)	ND	ug/L	0.5		EPA 524.2	08/19/20	08/19/20 18:19	GFH
tert-Amyl methyl ether (TAME)	ND	ug/L	0.5		EPA 524.2	08/19/20	08/19/20 18:19	GFH
tert-Amyl alcohol (TAA)	ND	ug/L	5		EPA 524.2	08/19/20	08/19/20 18:19	GFH
tert-Amyl ethyl ether (TAEE)	ND	ug/L	0.5		EPA 524.2	08/19/20	08/19/20 18:19	GFH

Sampler Name: Richard Ott, Jr

Sampler ID: 0266RO

Expiration: 5/30/2022

Approved by:

QC Chemist

### Notes/Qualifiers:

LLQ- Lowest Level of Quantitation

MCL - Maximum Contaminant Level. The highest level of a contaminant that is allowed in drinking water. MCLs are associated with regulated compounds. They are enforceable standards.

ND - Not Detected at a concentration greater than or equal to the LLQ.

The above analyses performed by Maryland State Certified Water Quality Laboratory #320.

\* - Methyl t-butyl ether (MTBE) limit based on MDE guidance document. It is not federally promulgated or enforceable.



# CALIBER ANALYTICAL SERVICES

## Certificate of Analysis

Fountain Valley Analytical Laboratory, Inc.  
1413 Old Taneytown Road  
Westminster, MD 21158

Date Received: 08/19/20 11:04  
Date Sampled: 08/14/20 13:07  
Date Issued: 08/26/20 14:42

Project: 139196, 98, 00, 02  
Site: Hand Sink, Mid 2, Mid 1, Pre  
Project Number: Sadler 2400

SDG Number: 20081901

	Result	Unit	LLQ	MCL	Method	Prepared	Analyzed	Init.
<b>Field Sample ID:</b>	139202		<b>Matrix:</b> Drinking Water			<b>Lab ID:</b> 20081901-04		
<b>Volatile Organic Compounds</b>	Batch: 24041							
Benzene	ND	ug/L	0.5	5	EPA 524.2	08/19/20	08/19/20 18:48	GFH
Bromobenzene	ND	ug/L	0.5		EPA 524.2	08/19/20	08/19/20 18:48	GFH
Bromochloromethane	ND	ug/L	0.5		EPA 524.2	08/19/20	08/19/20 18:48	GFH
Bromodichloromethane	ND	ug/L	0.5		EPA 524.2	08/19/20	08/19/20 18:48	GFH
Bromoform	ND	ug/L	0.5		EPA 524.2	08/19/20	08/19/20 18:48	GFH
Bromomethane	ND	ug/L	0.5		EPA 524.2	08/19/20	08/19/20 18:48	GFH
n-Butylbenzene	ND	ug/L	0.5		EPA 524.2	08/19/20	08/19/20 18:48	GFH
sec-Butylbenzene	ND	ug/L	0.5		EPA 524.2	08/19/20	08/19/20 18:48	GFH
tert-Butylbenzene	ND	ug/L	0.5		EPA 524.2	08/19/20	08/19/20 18:48	GFH
Carbon tetrachloride	ND	ug/L	0.5	5	EPA 524.2	08/19/20	08/19/20 18:48	GFH
Chlorobenzene	ND	ug/L	0.5	100	EPA 524.2	08/19/20	08/19/20 18:48	GFH
Chloroethane	ND	ug/L	0.5		EPA 524.2	08/19/20	08/19/20 18:48	GFH
Chloroform	ND	ug/L	0.5		EPA 524.2	08/19/20	08/19/20 18:48	GFH
Chloromethane	ND	ug/L	0.5		EPA 524.2	08/19/20	08/19/20 18:48	GFH
2-Chlorotoluene	ND	ug/L	0.5		EPA 524.2	08/19/20	08/19/20 18:48	GFH
4-Chlorotoluene	ND	ug/L	0.5		EPA 524.2	08/19/20	08/19/20 18:48	GFH
Dibromochloromethane	ND	ug/L	0.5		EPA 524.2	08/19/20	08/19/20 18:48	GFH
1,2-Dibromo-3-chloropropane (DBCP)	ND	ug/L	0.5		EPA 524.2	08/19/20	08/19/20 18:48	GFH
1,2-Dibromoethane (EDB)	ND	ug/L	0.5		EPA 524.2	08/19/20	08/19/20 18:48	GFH
Dibromomethane	ND	ug/L	0.5		EPA 524.2	08/19/20	08/19/20 18:48	GFH
1,2-Dichlorobenzene	ND	ug/L	0.5	600	EPA 524.2	08/19/20	08/19/20 18:48	GFH
1,3-Dichlorobenzene	ND	ug/L	0.5		EPA 524.2	08/19/20	08/19/20 18:48	GFH
1,4-Dichlorobenzene	ND	ug/L	0.5	75	EPA 524.2	08/19/20	08/19/20 18:48	GFH
Dichlorodifluoromethane	ND	ug/L	0.5		EPA 524.2	08/19/20	08/19/20 18:48	GFH
1,1-Dichloroethane	ND	ug/L	0.5		EPA 524.2	08/19/20	08/19/20 18:48	GFH
1,2-Dichloroethane (EDC)	ND	ug/L	0.5	5	EPA 524.2	08/19/20	08/19/20 18:48	GFH
1,1-Dichloroethene	ND	ug/L	0.5	7	EPA 524.2	08/19/20	08/19/20 18:48	GFH
cis-1,2-Dichloroethene	ND	ug/L	0.5	70	EPA 524.2	08/19/20	08/19/20 18:48	GFH
trans-1,2-Dichloroethene	ND	ug/L	0.5	100	EPA 524.2	08/19/20	08/19/20 18:48	GFH
1,2-Dichloropropane	ND	ug/L	0.5	5	EPA 524.2	08/19/20	08/19/20 18:48	GFH
1,3-Dichloropropane	ND	ug/L	0.5		EPA 524.2	08/19/20	08/19/20 18:48	GFH
2,2-Dichloropropane	ND	ug/L	0.5		EPA 524.2	08/19/20	08/19/20 18:48	GFH
1,1-Dichloropropene	ND	ug/L	0.5		EPA 524.2	08/19/20	08/19/20 18:48	GFH
cis-1,3-Dichloropropene	ND	ug/L	0.5		EPA 524.2	08/19/20	08/19/20 18:48	GFH
trans-1,3-Dichloropropene	ND	ug/L	0.5		EPA 524.2	08/19/20	08/19/20 18:48	GFH
Ethylbenzene	ND	ug/L	0.5	700	EPA 524.2	08/19/20	08/19/20 18:48	GFH
Isopropylbenzene	ND	ug/L	0.5		EPA 524.2	08/19/20	08/19/20 18:48	GFH
p-Isopropyltoluene	ND	ug/L	0.5		EPA 524.2	08/19/20	08/19/20 18:48	GFH
Hexachlorobutadiene	ND	ug/L	0.5		EPA 524.2	08/19/20	08/19/20 18:48	GFH



# CALIBER ANALYTICAL SERVICES

## Certificate of Analysis

Fountain Valley Analytical Laboratory, Inc.  
1413 Old Taneytown Road  
Westminster, MD 21158

Date Received: 08/19/20 11:04  
Date Sampled: 08/14/20 13:07  
Date Issued: 08/26/20 14:42

Project: 139196, 98, 00, 02  
Site: Hand Sink, Mid 2, Mid 1, Pre  
Project Number: Sadler 2400

SDG Number: 20081901

	Result	Unit	LLQ	MCL	Method	Prepared	Analyzed	Init.
<b>Field Sample ID:</b>	139202		<b>Matrix:</b> Drinking Water			<b>Lab ID:</b> 20081901-04		
<b>Volatile Organic Compounds</b>	Batch: 24041							
Methylene chloride	ND	ug/L	0.5	5	EPA 524.2	08/19/20	08/19/20 18:48	GFH
Methyl t-butyl ether (MTBE)	ND	ug/L	0.5	* 20	EPA 524.2	08/19/20	08/19/20 18:48	GFH
Naphthalene	ND	ug/L	0.5		EPA 524.2	08/19/20	08/19/20 18:48	GFH
n-Propylbenzene	ND	ug/L	0.5		EPA 524.2	08/19/20	08/19/20 18:48	GFH
Styrene	ND	ug/L	0.5	100	EPA 524.2	08/19/20	08/19/20 18:48	GFH
1,1,1,2-Tetrachloroethane	ND	ug/L	0.5		EPA 524.2	08/19/20	08/19/20 18:48	GFH
1,1,2,2-Tetrachloroethane	ND	ug/L	0.5		EPA 524.2	08/19/20	08/19/20 18:48	GFH
Tetrachloroethene	ND	ug/L	0.5	5	EPA 524.2	08/19/20	08/19/20 18:48	GFH
Toluene	ND	ug/L	0.5	1000	EPA 524.2	08/19/20	08/19/20 18:48	GFH
1,2,3-Trichlorobenzene	ND	ug/L	0.5		EPA 524.2	08/19/20	08/19/20 18:48	GFH
1,2,4-Trichlorobenzene	ND	ug/L	0.5	70	EPA 524.2	08/19/20	08/19/20 18:48	GFH
1,1,1-Trichloroethane	ND	ug/L	0.5	200	EPA 524.2	08/19/20	08/19/20 18:48	GFH
1,1,2-Trichloroethane	ND	ug/L	0.5	5	EPA 524.2	08/19/20	08/19/20 18:48	GFH
Trichloroethene	ND	ug/L	0.5	5	EPA 524.2	08/19/20	08/19/20 18:48	GFH
Trichlorofluoromethane	ND	ug/L	0.5		EPA 524.2	08/19/20	08/19/20 18:48	GFH
1,2,3-Trichloropropane	ND	ug/L	0.5		EPA 524.2	08/19/20	08/19/20 18:48	GFH
1,2,4-Trimethylbenzene	ND	ug/L	0.5		EPA 524.2	08/19/20	08/19/20 18:48	GFH
1,3,5-Trimethylbenzene	ND	ug/L	0.5		EPA 524.2	08/19/20	08/19/20 18:48	GFH
Vinyl chloride	ND	ug/L	0.5	2	EPA 524.2	08/19/20	08/19/20 18:48	GFH
m&p-Xylene	ND	ug/L	1	7500	EPA 524.2	08/19/20	08/19/20 18:48	GFH
o-Xylene	ND	ug/L	0.5	2500	EPA 524.2	08/19/20	08/19/20 18:48	GFH
tert-Butanol (TBA)	ND	ug/L	5		EPA 524.2	08/19/20	08/19/20 18:48	GFH
Ethyl t-butyl ether (ETBE)	ND	ug/L	0.5		EPA 524.2	08/19/20	08/19/20 18:48	GFH
Diisopropyl ether (DIPE)	ND	ug/L	0.5		EPA 524.2	08/19/20	08/19/20 18:48	GFH
tert-Amyl methyl ether (TAME)	ND	ug/L	0.5		EPA 524.2	08/19/20	08/19/20 18:48	GFH
tert-Amyl alcohol (TAA)	ND	ug/L	5		EPA 524.2	08/19/20	08/19/20 18:48	GFH
tert-Amyl ethyl ether (TAEE)	ND	ug/L	0.5		EPA 524.2	08/19/20	08/19/20 18:48	GFH

Sampler Name: Richard Ott, Jr

Sampler ID: 0266RO

Expiration: 5/30/2022

Approved by:

QC Chemist

### Notes/Qualifiers:

LLQ- Lowest Level of Quantitation

MCL - Maximum Contaminant Level. The highest level of a contaminant that is allowed in drinking water. MCLs are associated with regulated compounds. They are enforceable standards.

ND - Not Detected at a concentration greater than or equal to the LLQ.

The above analyses performed by Maryland State Certified Water Quality Laboratory #320.

\* - Methyl t-butyl ether (MTBE) limit based on MDE guidance document. It is not federally promulgated or enforceable.

### Chain of Custody Record

<b>Customer:</b>	Fountain Valley Analytical Laboratory, Inc.
<b>Contact/Report to:</b>	Brad Dutterer
<b>Phone:</b>	410-848-1014
<b>Fax:</b>	410-848-0298

<b>E-mail address:</b>	info@fval.com
<b>Project Name:</b>	139196, 98, 00, 02
<b>Project Location:</b>	Hand Sink, Mid 2, Mid 1, Pre
<b>Project Number:</b>	Sadler 2400

<b>SDG Number:</b>	20081901
<b>Sampled by:</b>	R. Ott 0266RO
<b>PO Number:</b>	

#### Analysis Requested

Lab Number	Field Sample ID	Date Sampled	Time Sampled	No. of Bottles	Matrix *	Preservative:										No. of ETCores (EPA 5035)	Sampling Remarks/Comments										
						Field	HCI														Date/Time: 8/14/2020 1307						
139196		08/14/20	1232	3	DW	x																					
139198		08/14/20	1244	3	DW	x																					
139200		08/14/20	1254	3	DW	x																					
139202		08/14/20	1307	3	DW	x																					

<b>Relinquished by:</b>	FVAL <i>Ro</i>	<b>Date/Time:</b>	8/19/2020 / 1104	<b>Deliverables:</b>	Receipt Temp (°C): 2-8	<b>Turnaround Time:</b>	STD
<b>Received by:</b>	<i>M. Collier / CAS</i>	<b>Date/Time:</b>	8/19/20 / 1104	I II III CLP EDD	On Ice N/A Same Day	Next day 2-Day	
<b>Relinquished by:</b>		<b>Date/Time:</b>	/	<b>Custody Seals:</b>	<b>Comments/Special Instructions:</b>		
<b>Received by:</b>		<b>Date/Time:</b>	/	Sample Cooler			
<b>Relinquished by:</b>		<b>Date/Time:</b>	/	<del>Delivered by client</del>			
<b>Received by:</b>		<b>Date/Time:</b>	/	CAS Courier			

\* DW = Drinking Water | GW = Groundwater | S = Soil | SL = Sludge | W = Water | WW = Wastewater | O = Oil / Fuel



## ANALYTICAL REPORT

Eurofins TestAmerica, Pensacola  
3355 McLemore Drive  
Pensacola, FL 32514  
Tel: (850)474-1001

Laboratory Job ID: 400-193976-1  
Client Project/Site: 7-11 No 22281 (MD)

For:  
AECOM  
430 National Business Parkway  
Suite 401  
Annapolis Junction, Maryland 20701

Attn: Ms. Rachael Allen



Authorized for release by:  
10/13/2020 7:10:25 PM

Lauren Evans, Project Management Assistant I  
(615)301-5034  
[Lauren.Evans@Eurofinset.com](mailto:Lauren.Evans@Eurofinset.com)

### LINKS

Review your project  
results through  
**TotalAccess**

Have a Question?



Visit us at:  
[www.eurofinsus.com/Env](http://www.eurofinsus.com/Env)

*The test results in this report meet all 2003 NELAC, 2009 TNI, and 2016 TNI requirements for accredited parameters, exceptions are noted in this report. This report may not be reproduced except in full, and with written approval from the laboratory. For questions please contact the Project Manager at the e-mail address or telephone number listed on this page.*

*This report has been electronically signed and authorized by the signatory. Electronic signature is intended to be the legally binding equivalent of a traditionally handwritten signature.*

*Results relate only to the items tested and the sample(s) as received by the laboratory.*



# Table of Contents

Cover Page . . . . .	1
Table of Contents . . . . .	2
Case Narrative . . . . .	3
Detection Summary . . . . .	4
Sample Summary . . . . .	5
Client Sample Results . . . . .	6
Definitions . . . . .	30
Surrogate Summary . . . . .	31
QC Association . . . . .	32
QC Sample Results . . . . .	33
Chronicle . . . . .	40
Method Summary . . . . .	44
Certification Summary . . . . .	45
Chain of Custody . . . . .	46
Receipt Checklists . . . . .	47

# Case Narrative

Client: AECOM  
Project/Site: 7-11 No 22281 (MD)

Job ID: 400-193976-1

---

## Job ID: 400-193976-1

---

Laboratory: Eurofins TestAmerica, Pensacola

### Narrative

---

#### Job Narrative 400-193976-1

#### Comments

No additional comments.

#### Receipt

The samples were received on 10/3/2020 8:59 AM; the samples arrived in good condition, and where required, properly preserved and on ice. The temperature of the cooler at receipt was 2.4° C.

#### GC/MS VOA

Method 8260B: The continuing calibration verification (CCV) associated with batch 400-506377 recovered outside acceptance criteria, low biased, for 1,1-Dichloroethene. A reporting limit (RL) standard was analyzed, and the target analyte was detected. Since the associated samples were non-detect for this analyte, the data have been reported.

No additional analytical or quality issues were noted, other than those described above or in the Definitions/Glossary page.

#### GC VOA

No analytical or quality issues were noted, other than those described in the Definitions/Glossary page.

#### VOA Prep

No analytical or quality issues were noted, other than those described in the Definitions/Glossary page.

# Detection Summary

Client: AECOM  
Project/Site: 7-11 No 22281 (MD)

Job ID: 400-193976-1

## Client Sample ID: MW4A

Lab Sample ID: 400-193976-1

Analyte	Result	Qualifier	RL	MDL	Unit	Dil Fac	D	Method	Prep Type
Chloroform	1.62		1.00		ug/L	1		8260B	Total/NA
Methyl tert-butyl ether	9.63		1.00		ug/L	1		8260B	Total/NA

## Client Sample ID: MW4B

Lab Sample ID: 400-193976-2

No Detections.

## Client Sample ID: MW6

Lab Sample ID: 400-193976-3

Analyte	Result	Qualifier	RL	MDL	Unit	Dil Fac	D	Method	Prep Type
Methyl tert-butyl ether	2.87		1.00		ug/L	1		8260B	Total/NA

## Client Sample ID: MW8A

Lab Sample ID: 400-193976-4

No Detections.

## Client Sample ID: MW8B

Lab Sample ID: 400-193976-5

No Detections.

## Client Sample ID: MW8C

Lab Sample ID: 400-193976-6

No Detections.

## Client Sample ID: MW9

Lab Sample ID: 400-193976-7

Analyte	Result	Qualifier	RL	MDL	Unit	Dil Fac	D	Method	Prep Type
Methyl tert-butyl ether	4.90		1.00		ug/L	1		8260B	Total/NA

## Client Sample ID: MW10

Lab Sample ID: 400-193976-8

Analyte	Result	Qualifier	RL	MDL	Unit	Dil Fac	D	Method	Prep Type
Methyl tert-butyl ether	1.96		1.00		ug/L	1		8260B	Total/NA

## Client Sample ID: MW11

Lab Sample ID: 400-193976-9

Analyte	Result	Qualifier	RL	MDL	Unit	Dil Fac	D	Method	Prep Type
Chloroform	2.26		1.00		ug/L	1		8260B	Total/NA

## Client Sample ID: MW12

Lab Sample ID: 400-193976-10

No Detections.

## Client Sample ID: MW13

Lab Sample ID: 400-193976-11

No Detections.

## Client Sample ID: HW 3

Lab Sample ID: 400-193976-12

Analyte	Result	Qualifier	RL	MDL	Unit	Dil Fac	D	Method	Prep Type
Methyl tert-butyl ether	6.40		1.00		ug/L	1		8260B	Total/NA

This Detection Summary does not include radiochemical test results.

Eurofins TestAmerica, Pensacola



# Sample Summary

Client: AECOM  
Project/Site: 7-11 No 22281 (MD)

Job ID: 400-193976-1

Lab Sample ID	Client Sample ID	Matrix	Collected	Received	Asset ID
400-193976-1	MW4A	Water	09/29/20 13:10	10/03/20 08:59	
400-193976-2	MW4B	Water	09/29/20 14:35	10/03/20 08:59	
400-193976-3	MW6	Water	09/29/20 16:10	10/03/20 08:59	
400-193976-4	MW8A	Water	09/29/20 12:05	10/03/20 08:59	
400-193976-5	MW8B	Water	09/29/20 11:30	10/03/20 08:59	
400-193976-6	MW8C	Water	09/29/20 12:35	10/03/20 08:59	
400-193976-7	MW9	Water	09/29/20 13:55	10/03/20 08:59	
400-193976-8	MW10	Water	09/29/20 15:05	10/03/20 08:59	
400-193976-9	MW11	Water	09/29/20 15:30	10/03/20 08:59	
400-193976-10	MW12	Water	09/29/20 13:35	10/03/20 08:59	
400-193976-11	MW13	Water	09/29/20 14:25	10/03/20 08:59	
400-193976-12	HW 3	Water	09/29/20 15:50	10/03/20 08:59	

# Client Sample Results

Client: AECOM  
Project/Site: 7-11 No 22281 (MD)

Job ID: 400-193976-1

**Client Sample ID: MW4A**

**Lab Sample ID: 400-193976-1**

Date Collected: 09/29/20 13:10

Matrix: Water

Date Received: 10/03/20 08:59

**Method: 8260B - Volatile Organic Compounds (GC/MS)**

Analyte	Result	Qualifier	RL	MDL	Unit	D	Prepared	Analyzed	Dil Fac
Acetone	ND		25.0		ug/L			10/10/20 15:08	1
Benzene	ND		1.00		ug/L			10/10/20 15:08	1
Bromochloromethane	ND		1.00		ug/L			10/10/20 15:08	1
Bromodichloromethane	ND		1.00		ug/L			10/10/20 15:08	1
Bromoform	ND		5.00		ug/L			10/10/20 15:08	1
Bromomethane	ND		1.00		ug/L			10/10/20 15:08	1
2-Butanone (MEK)	ND		25.0		ug/L			10/10/20 15:08	1
Carbon disulfide	ND		1.00		ug/L			10/10/20 15:08	1
Carbon tetrachloride	ND		1.00		ug/L			10/10/20 15:08	1
Chlorobenzene	ND		1.00		ug/L			10/10/20 15:08	1
Chlorodibromomethane	ND		1.00		ug/L			10/10/20 15:08	1
Chloroethane	ND		1.00		ug/L			10/10/20 15:08	1
<b>Chloroform</b>	<b>1.62</b>		1.00		ug/L			10/10/20 15:08	1
Chloromethane	ND		1.00		ug/L			10/10/20 15:08	1
cis-1,2-Dichloroethene	ND		1.00		ug/L			10/10/20 15:08	1
cis-1,3-Dichloropropene	ND		5.00		ug/L			10/10/20 15:08	1
Cyclohexane	ND		1.00		ug/L			10/10/20 15:08	1
1,2-Dibromo-3-Chloropropane	ND		5.00		ug/L			10/10/20 15:08	1
1,2-Dibromoethane (EDB)	ND		1.00		ug/L			10/10/20 15:08	1
1,2-Dichlorobenzene	ND		1.00		ug/L			10/10/20 15:08	1
1,3-Dichlorobenzene	ND		1.00		ug/L			10/10/20 15:08	1
1,4-Dichlorobenzene	ND		1.00		ug/L			10/10/20 15:08	1
Dichlorodifluoromethane	ND		1.00		ug/L			10/10/20 15:08	1
1,1-Dichloroethane	ND		1.00		ug/L			10/10/20 15:08	1
1,2-Dichloroethane	ND		1.00		ug/L			10/10/20 15:08	1
1,1-Dichloroethene	ND		1.00		ug/L			10/10/20 15:08	1
1,2-Dichloropropane	ND		1.00		ug/L			10/10/20 15:08	1
Diisopropyl ether	ND		1.00		ug/L			10/10/20 15:08	1
Ethylbenzene	ND		1.00		ug/L			10/10/20 15:08	1
Ethyl tert-butyl ether	ND		1.00		ug/L			10/10/20 15:08	1
Freon 113	ND		1.00		ug/L			10/10/20 15:08	1
2-Hexanone	ND		25.0		ug/L			10/10/20 15:08	1
Isopropylbenzene	ND		1.00		ug/L			10/10/20 15:08	1
Methyl acetate	ND		5.00		ug/L			10/10/20 15:08	1
Methylcyclohexane	ND		1.00		ug/L			10/10/20 15:08	1
Methylene Chloride	ND		5.00		ug/L			10/10/20 15:08	1
4-Methyl-2-pentanone (MIBK)	ND		25.0		ug/L			10/10/20 15:08	1
<b>Methyl tert-butyl ether</b>	<b>9.63</b>		1.00		ug/L			10/10/20 15:08	1
m,p-Xylene	ND		5.00		ug/L			10/10/20 15:08	1
Naphthalene	ND		1.00		ug/L			10/10/20 15:08	1
o-Xylene	ND		5.00		ug/L			10/10/20 15:08	1
Styrene	ND		1.00		ug/L			10/10/20 15:08	1
Tert-amyl methyl ether	ND		1.00		ug/L			10/10/20 15:08	1
tert-Butyl alcohol (TBA)	ND		10.0		ug/L			10/10/20 15:08	1
1,1,2,2-Tetrachloroethane	ND		1.00		ug/L			10/10/20 15:08	1
Tetrachloroethene	ND		1.00		ug/L			10/10/20 15:08	1
Toluene	ND		1.00		ug/L			10/10/20 15:08	1
trans-1,2-Dichloroethene	ND		1.00		ug/L			10/10/20 15:08	1
trans-1,3-Dichloropropene	ND		5.00		ug/L			10/10/20 15:08	1

Eurofins TestAmerica, Pensacola

# Client Sample Results

Client: AECOM  
Project/Site: 7-11 No 22281 (MD)

Job ID: 400-193976-1

**Client Sample ID: MW4A**

**Lab Sample ID: 400-193976-1**

**Date Collected: 09/29/20 13:10**

**Matrix: Water**

**Date Received: 10/03/20 08:59**

**Method: 8260B - Volatile Organic Compounds (GC/MS) (Continued)**

Analyte	Result	Qualifier	RL	MDL	Unit	D	Prepared	Analyzed	Dil Fac
1,2,3-Trichlorobenzene	ND		1.00		ug/L			10/10/20 15:08	1
1,2,4-Trichlorobenzene	ND		1.00		ug/L			10/10/20 15:08	1
1,1,1-Trichloroethane	ND		1.00		ug/L			10/10/20 15:08	1
1,1,2-Trichloroethane	ND		5.00		ug/L			10/10/20 15:08	1
Trichloroethene	ND		1.00		ug/L			10/10/20 15:08	1
Trichlorofluoromethane	ND		1.00		ug/L			10/10/20 15:08	1
1,2,4-Trimethylbenzene	ND		1.00		ug/L			10/10/20 15:08	1
1,3,5-Trimethylbenzene	ND		1.00		ug/L			10/10/20 15:08	1
Vinyl chloride	ND		1.00		ug/L			10/10/20 15:08	1
Xylenes, Total	ND		10.0		ug/L			10/10/20 15:08	1

Surrogate	%Recovery	Qualifier	Limits	Prepared	Analyzed	Dil Fac
4-Bromofluorobenzene	90		78 - 118		10/10/20 15:08	1
Dibromofluoromethane	92		81 - 121		10/10/20 15:08	1
Toluene-d8 (Surr)	91		80 - 120		10/10/20 15:08	1

**Method: 8015C - Gasoline Range Organics (GRO) (GC)**

Analyte	Result	Qualifier	RL	MDL	Unit	D	Prepared	Analyzed	Dil Fac
C6-C10	ND		47.0		ug/L			10/09/20 04:02	1

Surrogate	%Recovery	Qualifier	Limits	Prepared	Analyzed	Dil Fac
a,a,a-Trifluorotoluene (fid)	106		78 - 119		10/09/20 04:02	1

# Client Sample Results

Client: AECOM  
Project/Site: 7-11 No 22281 (MD)

Job ID: 400-193976-1

**Client Sample ID: MW4B**

**Lab Sample ID: 400-193976-2**

Date Collected: 09/29/20 14:35

Matrix: Water

Date Received: 10/03/20 08:59

**Method: 8260B - Volatile Organic Compounds (GC/MS)**

Analyte	Result	Qualifier	RL	MDL	Unit	D	Prepared	Analyzed	Dil Fac
Acetone	ND		25.0		ug/L			10/10/20 15:43	1
Benzene	ND		1.00		ug/L			10/10/20 15:43	1
Bromochloromethane	ND		1.00		ug/L			10/10/20 15:43	1
Bromodichloromethane	ND		1.00		ug/L			10/10/20 15:43	1
Bromoform	ND		5.00		ug/L			10/10/20 15:43	1
Bromomethane	ND		1.00		ug/L			10/10/20 15:43	1
2-Butanone (MEK)	ND		25.0		ug/L			10/10/20 15:43	1
Carbon disulfide	ND		1.00		ug/L			10/10/20 15:43	1
Carbon tetrachloride	ND		1.00		ug/L			10/10/20 15:43	1
Chlorobenzene	ND		1.00		ug/L			10/10/20 15:43	1
Chlorodibromomethane	ND		1.00		ug/L			10/10/20 15:43	1
Chloroethane	ND		1.00		ug/L			10/10/20 15:43	1
Chloroform	ND		1.00		ug/L			10/10/20 15:43	1
Chloromethane	ND		1.00		ug/L			10/10/20 15:43	1
cis-1,2-Dichloroethene	ND		1.00		ug/L			10/10/20 15:43	1
cis-1,3-Dichloropropene	ND		5.00		ug/L			10/10/20 15:43	1
Cyclohexane	ND		1.00		ug/L			10/10/20 15:43	1
1,2-Dibromo-3-Chloropropane	ND		5.00		ug/L			10/10/20 15:43	1
1,2-Dibromoethane (EDB)	ND		1.00		ug/L			10/10/20 15:43	1
1,2-Dichlorobenzene	ND		1.00		ug/L			10/10/20 15:43	1
1,3-Dichlorobenzene	ND		1.00		ug/L			10/10/20 15:43	1
1,4-Dichlorobenzene	ND		1.00		ug/L			10/10/20 15:43	1
Dichlorodifluoromethane	ND		1.00		ug/L			10/10/20 15:43	1
1,1-Dichloroethane	ND		1.00		ug/L			10/10/20 15:43	1
1,2-Dichloroethane	ND		1.00		ug/L			10/10/20 15:43	1
1,1-Dichloroethene	ND		1.00		ug/L			10/10/20 15:43	1
1,2-Dichloropropane	ND		1.00		ug/L			10/10/20 15:43	1
Diisopropyl ether	ND		1.00		ug/L			10/10/20 15:43	1
Ethylbenzene	ND		1.00		ug/L			10/10/20 15:43	1
Ethyl tert-butyl ether	ND		1.00		ug/L			10/10/20 15:43	1
Freon 113	ND		1.00		ug/L			10/10/20 15:43	1
2-Hexanone	ND		25.0		ug/L			10/10/20 15:43	1
Isopropylbenzene	ND		1.00		ug/L			10/10/20 15:43	1
Methyl acetate	ND		5.00		ug/L			10/10/20 15:43	1
Methylcyclohexane	ND		1.00		ug/L			10/10/20 15:43	1
Methylene Chloride	ND		5.00		ug/L			10/10/20 15:43	1
4-Methyl-2-pentanone (MIBK)	ND		25.0		ug/L			10/10/20 15:43	1
Methyl tert-butyl ether	ND		1.00		ug/L			10/10/20 15:43	1
m,p-Xylene	ND		5.00		ug/L			10/10/20 15:43	1
Naphthalene	ND		1.00		ug/L			10/10/20 15:43	1
o-Xylene	ND		5.00		ug/L			10/10/20 15:43	1
Styrene	ND		1.00		ug/L			10/10/20 15:43	1
Tert-amyl methyl ether	ND		1.00		ug/L			10/10/20 15:43	1
tert-Butyl alcohol (TBA)	ND		10.0		ug/L			10/10/20 15:43	1
1,1,2,2-Tetrachloroethane	ND		1.00		ug/L			10/10/20 15:43	1
Tetrachloroethene	ND		1.00		ug/L			10/10/20 15:43	1
Toluene	ND		1.00		ug/L			10/10/20 15:43	1
trans-1,2-Dichloroethene	ND		1.00		ug/L			10/10/20 15:43	1
trans-1,3-Dichloropropene	ND		5.00		ug/L			10/10/20 15:43	1

Eurofins TestAmerica, Pensacola

# Client Sample Results

Client: AECOM  
 Project/Site: 7-11 No 22281 (MD)

Job ID: 400-193976-1

**Client Sample ID: MW4B**

**Lab Sample ID: 400-193976-2**

Date Collected: 09/29/20 14:35

Matrix: Water

Date Received: 10/03/20 08:59

**Method: 8260B - Volatile Organic Compounds (GC/MS) (Continued)**

Analyte	Result	Qualifier	RL	MDL	Unit	D	Prepared	Analyzed	Dil Fac
1,2,3-Trichlorobenzene	ND		1.00		ug/L			10/10/20 15:43	1
1,2,4-Trichlorobenzene	ND		1.00		ug/L			10/10/20 15:43	1
1,1,1-Trichloroethane	ND		1.00		ug/L			10/10/20 15:43	1
1,1,2-Trichloroethane	ND		5.00		ug/L			10/10/20 15:43	1
Trichloroethene	ND		1.00		ug/L			10/10/20 15:43	1
Trichlorofluoromethane	ND		1.00		ug/L			10/10/20 15:43	1
1,2,4-Trimethylbenzene	ND		1.00		ug/L			10/10/20 15:43	1
1,3,5-Trimethylbenzene	ND		1.00		ug/L			10/10/20 15:43	1
Vinyl chloride	ND		1.00		ug/L			10/10/20 15:43	1
Xylenes, Total	ND		10.0		ug/L			10/10/20 15:43	1

Surrogate	%Recovery	Qualifier	Limits	Prepared	Analyzed	Dil Fac
4-Bromofluorobenzene	88		78 - 118		10/10/20 15:43	1
Dibromofluoromethane	93		81 - 121		10/10/20 15:43	1
Toluene-d8 (Surr)	91		80 - 120		10/10/20 15:43	1

**Method: 8015C - Gasoline Range Organics (GRO) (GC)**

Analyte	Result	Qualifier	RL	MDL	Unit	D	Prepared	Analyzed	Dil Fac
C6-C10	ND		47.0		ug/L			10/09/20 04:30	1

Surrogate	%Recovery	Qualifier	Limits	Prepared	Analyzed	Dil Fac
a,a,a-Trifluorotoluene (fid)	106		78 - 119		10/09/20 04:30	1

# Client Sample Results

Client: AECOM  
Project/Site: 7-11 No 22281 (MD)

Job ID: 400-193976-1

**Client Sample ID: MW6**

**Lab Sample ID: 400-193976-3**

Date Collected: 09/29/20 16:10

Matrix: Water

Date Received: 10/03/20 08:59

**Method: 8260B - Volatile Organic Compounds (GC/MS)**

Analyte	Result	Qualifier	RL	MDL	Unit	D	Prepared	Analyzed	Dil Fac
Acetone	ND		25.0		ug/L			10/10/20 16:18	1
Benzene	ND		1.00		ug/L			10/10/20 16:18	1
Bromochloromethane	ND		1.00		ug/L			10/10/20 16:18	1
Bromodichloromethane	ND		1.00		ug/L			10/10/20 16:18	1
Bromoform	ND		5.00		ug/L			10/10/20 16:18	1
Bromomethane	ND		1.00		ug/L			10/10/20 16:18	1
2-Butanone (MEK)	ND		25.0		ug/L			10/10/20 16:18	1
Carbon disulfide	ND		1.00		ug/L			10/10/20 16:18	1
Carbon tetrachloride	ND		1.00		ug/L			10/10/20 16:18	1
Chlorobenzene	ND		1.00		ug/L			10/10/20 16:18	1
Chlorodibromomethane	ND		1.00		ug/L			10/10/20 16:18	1
Chloroethane	ND		1.00		ug/L			10/10/20 16:18	1
Chloroform	ND		1.00		ug/L			10/10/20 16:18	1
Chloromethane	ND		1.00		ug/L			10/10/20 16:18	1
cis-1,2-Dichloroethene	ND		1.00		ug/L			10/10/20 16:18	1
cis-1,3-Dichloropropene	ND		5.00		ug/L			10/10/20 16:18	1
Cyclohexane	ND		1.00		ug/L			10/10/20 16:18	1
1,2-Dibromo-3-Chloropropane	ND		5.00		ug/L			10/10/20 16:18	1
1,2-Dibromoethane (EDB)	ND		1.00		ug/L			10/10/20 16:18	1
1,2-Dichlorobenzene	ND		1.00		ug/L			10/10/20 16:18	1
1,3-Dichlorobenzene	ND		1.00		ug/L			10/10/20 16:18	1
1,4-Dichlorobenzene	ND		1.00		ug/L			10/10/20 16:18	1
Dichlorodifluoromethane	ND		1.00		ug/L			10/10/20 16:18	1
1,1-Dichloroethane	ND		1.00		ug/L			10/10/20 16:18	1
1,2-Dichloroethane	ND		1.00		ug/L			10/10/20 16:18	1
1,1-Dichloroethene	ND		1.00		ug/L			10/10/20 16:18	1
1,2-Dichloropropane	ND		1.00		ug/L			10/10/20 16:18	1
Diisopropyl ether	ND		1.00		ug/L			10/10/20 16:18	1
Ethylbenzene	ND		1.00		ug/L			10/10/20 16:18	1
Ethyl tert-butyl ether	ND		1.00		ug/L			10/10/20 16:18	1
Freon 113	ND		1.00		ug/L			10/10/20 16:18	1
2-Hexanone	ND		25.0		ug/L			10/10/20 16:18	1
Isopropylbenzene	ND		1.00		ug/L			10/10/20 16:18	1
Methyl acetate	ND		5.00		ug/L			10/10/20 16:18	1
Methylcyclohexane	ND		1.00		ug/L			10/10/20 16:18	1
Methylene Chloride	ND		5.00		ug/L			10/10/20 16:18	1
4-Methyl-2-pentanone (MIBK)	ND		25.0		ug/L			10/10/20 16:18	1
<b>Methyl tert-butyl ether</b>	<b>2.87</b>		1.00		ug/L			10/10/20 16:18	1
m,p-Xylene	ND		5.00		ug/L			10/10/20 16:18	1
Naphthalene	ND		1.00		ug/L			10/10/20 16:18	1
o-Xylene	ND		5.00		ug/L			10/10/20 16:18	1
Styrene	ND		1.00		ug/L			10/10/20 16:18	1
Tert-amyl methyl ether	ND		1.00		ug/L			10/10/20 16:18	1
tert-Butyl alcohol (TBA)	ND		10.0		ug/L			10/10/20 16:18	1
1,1,2,2-Tetrachloroethane	ND		1.00		ug/L			10/10/20 16:18	1
Tetrachloroethene	ND		1.00		ug/L			10/10/20 16:18	1
Toluene	ND		1.00		ug/L			10/10/20 16:18	1
trans-1,2-Dichloroethene	ND		1.00		ug/L			10/10/20 16:18	1
trans-1,3-Dichloropropene	ND		5.00		ug/L			10/10/20 16:18	1

# Client Sample Results

Client: AECOM  
Project/Site: 7-11 No 22281 (MD)

Job ID: 400-193976-1

**Client Sample ID: MW6**

**Lab Sample ID: 400-193976-3**

**Date Collected: 09/29/20 16:10**

**Matrix: Water**

**Date Received: 10/03/20 08:59**

**Method: 8260B - Volatile Organic Compounds (GC/MS) (Continued)**

Analyte	Result	Qualifier	RL	MDL	Unit	D	Prepared	Analyzed	Dil Fac
1,2,3-Trichlorobenzene	ND		1.00		ug/L			10/10/20 16:18	1
1,2,4-Trichlorobenzene	ND		1.00		ug/L			10/10/20 16:18	1
1,1,1-Trichloroethane	ND		1.00		ug/L			10/10/20 16:18	1
1,1,2-Trichloroethane	ND		5.00		ug/L			10/10/20 16:18	1
Trichloroethene	ND		1.00		ug/L			10/10/20 16:18	1
Trichlorofluoromethane	ND		1.00		ug/L			10/10/20 16:18	1
1,2,4-Trimethylbenzene	ND		1.00		ug/L			10/10/20 16:18	1
1,3,5-Trimethylbenzene	ND		1.00		ug/L			10/10/20 16:18	1
Vinyl chloride	ND		1.00		ug/L			10/10/20 16:18	1
Xylenes, Total	ND		10.0		ug/L			10/10/20 16:18	1

Surrogate	%Recovery	Qualifier	Limits	Prepared	Analyzed	Dil Fac
4-Bromofluorobenzene	91		78 - 118		10/10/20 16:18	1
Dibromofluoromethane	92		81 - 121		10/10/20 16:18	1
Toluene-d8 (Surr)	92		80 - 120		10/10/20 16:18	1

**Method: 8015C - Gasoline Range Organics (GRO) (GC)**

Analyte	Result	Qualifier	RL	MDL	Unit	D	Prepared	Analyzed	Dil Fac
C6-C10	ND		47.0		ug/L			10/09/20 04:57	1

Surrogate	%Recovery	Qualifier	Limits	Prepared	Analyzed	Dil Fac
a,a,a-Trifluorotoluene (fid)	108		78 - 119		10/09/20 04:57	1

# Client Sample Results

Client: AECOM  
Project/Site: 7-11 No 22281 (MD)

Job ID: 400-193976-1

**Client Sample ID: MW8A**

**Lab Sample ID: 400-193976-4**

**Date Collected: 09/29/20 12:05**

**Matrix: Water**

**Date Received: 10/03/20 08:59**

**Method: 8260B - Volatile Organic Compounds (GC/MS)**

Analyte	Result	Qualifier	RL	MDL	Unit	D	Prepared	Analyzed	Dil Fac
Acetone	ND		25.0		ug/L			10/10/20 16:53	1
Benzene	ND		1.00		ug/L			10/10/20 16:53	1
Bromochloromethane	ND		1.00		ug/L			10/10/20 16:53	1
Bromodichloromethane	ND		1.00		ug/L			10/10/20 16:53	1
Bromoform	ND		5.00		ug/L			10/10/20 16:53	1
Bromomethane	ND		1.00		ug/L			10/10/20 16:53	1
2-Butanone (MEK)	ND		25.0		ug/L			10/10/20 16:53	1
Carbon disulfide	ND		1.00		ug/L			10/10/20 16:53	1
Carbon tetrachloride	ND		1.00		ug/L			10/10/20 16:53	1
Chlorobenzene	ND		1.00		ug/L			10/10/20 16:53	1
Chlorodibromomethane	ND		1.00		ug/L			10/10/20 16:53	1
Chloroethane	ND		1.00		ug/L			10/10/20 16:53	1
Chloroform	ND		1.00		ug/L			10/10/20 16:53	1
Chloromethane	ND		1.00		ug/L			10/10/20 16:53	1
cis-1,2-Dichloroethene	ND		1.00		ug/L			10/10/20 16:53	1
cis-1,3-Dichloropropene	ND		5.00		ug/L			10/10/20 16:53	1
Cyclohexane	ND		1.00		ug/L			10/10/20 16:53	1
1,2-Dibromo-3-Chloropropane	ND		5.00		ug/L			10/10/20 16:53	1
1,2-Dibromoethane (EDB)	ND		1.00		ug/L			10/10/20 16:53	1
1,2-Dichlorobenzene	ND		1.00		ug/L			10/10/20 16:53	1
1,3-Dichlorobenzene	ND		1.00		ug/L			10/10/20 16:53	1
1,4-Dichlorobenzene	ND		1.00		ug/L			10/10/20 16:53	1
Dichlorodifluoromethane	ND		1.00		ug/L			10/10/20 16:53	1
1,1-Dichloroethane	ND		1.00		ug/L			10/10/20 16:53	1
1,2-Dichloroethane	ND		1.00		ug/L			10/10/20 16:53	1
1,1-Dichloroethene	ND		1.00		ug/L			10/10/20 16:53	1
1,2-Dichloropropane	ND		1.00		ug/L			10/10/20 16:53	1
Diisopropyl ether	ND		1.00		ug/L			10/10/20 16:53	1
Ethylbenzene	ND		1.00		ug/L			10/10/20 16:53	1
Ethyl tert-butyl ether	ND		1.00		ug/L			10/10/20 16:53	1
Freon 113	ND		1.00		ug/L			10/10/20 16:53	1
2-Hexanone	ND		25.0		ug/L			10/10/20 16:53	1
Isopropylbenzene	ND		1.00		ug/L			10/10/20 16:53	1
Methyl acetate	ND		5.00		ug/L			10/10/20 16:53	1
Methylcyclohexane	ND		1.00		ug/L			10/10/20 16:53	1
Methylene Chloride	ND		5.00		ug/L			10/10/20 16:53	1
4-Methyl-2-pentanone (MIBK)	ND		25.0		ug/L			10/10/20 16:53	1
Methyl tert-butyl ether	ND		1.00		ug/L			10/10/20 16:53	1
m,p-Xylene	ND		5.00		ug/L			10/10/20 16:53	1
Naphthalene	ND		1.00		ug/L			10/10/20 16:53	1
o-Xylene	ND		5.00		ug/L			10/10/20 16:53	1
Styrene	ND		1.00		ug/L			10/10/20 16:53	1
Tert-amyl methyl ether	ND		1.00		ug/L			10/10/20 16:53	1
tert-Butyl alcohol (TBA)	ND		10.0		ug/L			10/10/20 16:53	1
1,1,2,2-Tetrachloroethane	ND		1.00		ug/L			10/10/20 16:53	1
Tetrachloroethene	ND		1.00		ug/L			10/10/20 16:53	1
Toluene	ND		1.00		ug/L			10/10/20 16:53	1
trans-1,2-Dichloroethene	ND		1.00		ug/L			10/10/20 16:53	1
trans-1,3-Dichloropropene	ND		5.00		ug/L			10/10/20 16:53	1

Eurofins TestAmerica, Pensacola



# Client Sample Results

Client: AECOM  
Project/Site: 7-11 No 22281 (MD)

Job ID: 400-193976-1

**Client Sample ID: MW8A**

**Lab Sample ID: 400-193976-4**

**Date Collected: 09/29/20 12:05**

**Matrix: Water**

**Date Received: 10/03/20 08:59**

**Method: 8260B - Volatile Organic Compounds (GC/MS) (Continued)**

Analyte	Result	Qualifier	RL	MDL	Unit	D	Prepared	Analyzed	Dil Fac
1,2,3-Trichlorobenzene	ND		1.00		ug/L			10/10/20 16:53	1
1,2,4-Trichlorobenzene	ND		1.00		ug/L			10/10/20 16:53	1
1,1,1-Trichloroethane	ND		1.00		ug/L			10/10/20 16:53	1
1,1,2-Trichloroethane	ND		5.00		ug/L			10/10/20 16:53	1
Trichloroethene	ND		1.00		ug/L			10/10/20 16:53	1
Trichlorofluoromethane	ND		1.00		ug/L			10/10/20 16:53	1
1,2,4-Trimethylbenzene	ND		1.00		ug/L			10/10/20 16:53	1
1,3,5-Trimethylbenzene	ND		1.00		ug/L			10/10/20 16:53	1
Vinyl chloride	ND		1.00		ug/L			10/10/20 16:53	1
Xylenes, Total	ND		10.0		ug/L			10/10/20 16:53	1

Surrogate	%Recovery	Qualifier	Limits	Prepared	Analyzed	Dil Fac
4-Bromofluorobenzene	89		78 - 118		10/10/20 16:53	1
Dibromofluoromethane	95		81 - 121		10/10/20 16:53	1
Toluene-d8 (Surr)	91		80 - 120		10/10/20 16:53	1

**Method: 8015C - Gasoline Range Organics (GRO) (GC)**

Analyte	Result	Qualifier	RL	MDL	Unit	D	Prepared	Analyzed	Dil Fac
C6-C10	ND		47.0		ug/L			10/09/20 05:23	1

Surrogate	%Recovery	Qualifier	Limits	Prepared	Analyzed	Dil Fac
a,a,a-Trifluorotoluene (fid)	107		78 - 119		10/09/20 05:23	1

# Client Sample Results

Client: AECOM  
Project/Site: 7-11 No 22281 (MD)

Job ID: 400-193976-1

**Client Sample ID: MW8B**

**Lab Sample ID: 400-193976-5**

Date Collected: 09/29/20 11:30

Matrix: Water

Date Received: 10/03/20 08:59

**Method: 8260B - Volatile Organic Compounds (GC/MS)**

Analyte	Result	Qualifier	RL	MDL	Unit	D	Prepared	Analyzed	Dil Fac
Acetone	ND		25.0		ug/L			10/10/20 17:27	1
Benzene	ND		1.00		ug/L			10/10/20 17:27	1
Bromochloromethane	ND		1.00		ug/L			10/10/20 17:27	1
Bromodichloromethane	ND		1.00		ug/L			10/10/20 17:27	1
Bromoform	ND		5.00		ug/L			10/10/20 17:27	1
Bromomethane	ND		1.00		ug/L			10/10/20 17:27	1
2-Butanone (MEK)	ND		25.0		ug/L			10/10/20 17:27	1
Carbon disulfide	ND		1.00		ug/L			10/10/20 17:27	1
Carbon tetrachloride	ND		1.00		ug/L			10/10/20 17:27	1
Chlorobenzene	ND		1.00		ug/L			10/10/20 17:27	1
Chlorodibromomethane	ND		1.00		ug/L			10/10/20 17:27	1
Chloroethane	ND		1.00		ug/L			10/10/20 17:27	1
Chloroform	ND		1.00		ug/L			10/10/20 17:27	1
Chloromethane	ND		1.00		ug/L			10/10/20 17:27	1
cis-1,2-Dichloroethene	ND		1.00		ug/L			10/10/20 17:27	1
cis-1,3-Dichloropropene	ND		5.00		ug/L			10/10/20 17:27	1
Cyclohexane	ND		1.00		ug/L			10/10/20 17:27	1
1,2-Dibromo-3-Chloropropane	ND		5.00		ug/L			10/10/20 17:27	1
1,2-Dibromoethane (EDB)	ND		1.00		ug/L			10/10/20 17:27	1
1,2-Dichlorobenzene	ND		1.00		ug/L			10/10/20 17:27	1
1,3-Dichlorobenzene	ND		1.00		ug/L			10/10/20 17:27	1
1,4-Dichlorobenzene	ND		1.00		ug/L			10/10/20 17:27	1
Dichlorodifluoromethane	ND		1.00		ug/L			10/10/20 17:27	1
1,1-Dichloroethane	ND		1.00		ug/L			10/10/20 17:27	1
1,2-Dichloroethane	ND		1.00		ug/L			10/10/20 17:27	1
1,1-Dichloroethene	ND		1.00		ug/L			10/10/20 17:27	1
1,2-Dichloropropane	ND		1.00		ug/L			10/10/20 17:27	1
Diisopropyl ether	ND		1.00		ug/L			10/10/20 17:27	1
Ethylbenzene	ND		1.00		ug/L			10/10/20 17:27	1
Ethyl tert-butyl ether	ND		1.00		ug/L			10/10/20 17:27	1
Freon 113	ND		1.00		ug/L			10/10/20 17:27	1
2-Hexanone	ND		25.0		ug/L			10/10/20 17:27	1
Isopropylbenzene	ND		1.00		ug/L			10/10/20 17:27	1
Methyl acetate	ND		5.00		ug/L			10/10/20 17:27	1
Methylcyclohexane	ND		1.00		ug/L			10/10/20 17:27	1
Methylene Chloride	ND		5.00		ug/L			10/10/20 17:27	1
4-Methyl-2-pentanone (MIBK)	ND		25.0		ug/L			10/10/20 17:27	1
Methyl tert-butyl ether	ND		1.00		ug/L			10/10/20 17:27	1
m,p-Xylene	ND		5.00		ug/L			10/10/20 17:27	1
Naphthalene	ND		1.00		ug/L			10/10/20 17:27	1
o-Xylene	ND		5.00		ug/L			10/10/20 17:27	1
Styrene	ND		1.00		ug/L			10/10/20 17:27	1
Tert-amyl methyl ether	ND		1.00		ug/L			10/10/20 17:27	1
tert-Butyl alcohol (TBA)	ND		10.0		ug/L			10/10/20 17:27	1
1,1,2,2-Tetrachloroethane	ND		1.00		ug/L			10/10/20 17:27	1
Tetrachloroethene	ND		1.00		ug/L			10/10/20 17:27	1
Toluene	ND		1.00		ug/L			10/10/20 17:27	1
trans-1,2-Dichloroethene	ND		1.00		ug/L			10/10/20 17:27	1
trans-1,3-Dichloropropene	ND		5.00		ug/L			10/10/20 17:27	1

Eurofins TestAmerica, Pensacola

# Client Sample Results

Client: AECOM  
 Project/Site: 7-11 No 22281 (MD)

Job ID: 400-193976-1

**Client Sample ID: MW8B**

**Lab Sample ID: 400-193976-5**

**Date Collected: 09/29/20 11:30**

**Matrix: Water**

**Date Received: 10/03/20 08:59**

**Method: 8260B - Volatile Organic Compounds (GC/MS) (Continued)**

Analyte	Result	Qualifier	RL	MDL	Unit	D	Prepared	Analyzed	Dil Fac
1,2,3-Trichlorobenzene	ND		1.00		ug/L			10/10/20 17:27	1
1,2,4-Trichlorobenzene	ND		1.00		ug/L			10/10/20 17:27	1
1,1,1-Trichloroethane	ND		1.00		ug/L			10/10/20 17:27	1
1,1,2-Trichloroethane	ND		5.00		ug/L			10/10/20 17:27	1
Trichloroethene	ND		1.00		ug/L			10/10/20 17:27	1
Trichlorofluoromethane	ND		1.00		ug/L			10/10/20 17:27	1
1,2,4-Trimethylbenzene	ND		1.00		ug/L			10/10/20 17:27	1
1,3,5-Trimethylbenzene	ND		1.00		ug/L			10/10/20 17:27	1
Vinyl chloride	ND		1.00		ug/L			10/10/20 17:27	1
Xylenes, Total	ND		10.0		ug/L			10/10/20 17:27	1

Surrogate	%Recovery	Qualifier	Limits	Prepared	Analyzed	Dil Fac
4-Bromofluorobenzene	88		78 - 118		10/10/20 17:27	1
Dibromofluoromethane	91		81 - 121		10/10/20 17:27	1
Toluene-d8 (Surr)	91		80 - 120		10/10/20 17:27	1

**Method: 8015C - Gasoline Range Organics (GRO) (GC)**

Analyte	Result	Qualifier	RL	MDL	Unit	D	Prepared	Analyzed	Dil Fac
C6-C10	ND		47.0		ug/L			10/09/20 05:52	1

Surrogate	%Recovery	Qualifier	Limits	Prepared	Analyzed	Dil Fac
a,a,a-Trifluorotoluene (fid)	107		78 - 119		10/09/20 05:52	1

# Client Sample Results

Client: AECOM  
Project/Site: 7-11 No 22281 (MD)

Job ID: 400-193976-1

**Client Sample ID: MW8C**

**Lab Sample ID: 400-193976-6**

Date Collected: 09/29/20 12:35

Matrix: Water

Date Received: 10/03/20 08:59

**Method: 8260B - Volatile Organic Compounds (GC/MS)**

Analyte	Result	Qualifier	RL	MDL	Unit	D	Prepared	Analyzed	Dil Fac
Acetone	ND		25.0		ug/L			10/10/20 18:01	1
Benzene	ND		1.00		ug/L			10/10/20 18:01	1
Bromochloromethane	ND		1.00		ug/L			10/10/20 18:01	1
Bromodichloromethane	ND		1.00		ug/L			10/10/20 18:01	1
Bromoform	ND		5.00		ug/L			10/10/20 18:01	1
Bromomethane	ND		1.00		ug/L			10/10/20 18:01	1
2-Butanone (MEK)	ND		25.0		ug/L			10/10/20 18:01	1
Carbon disulfide	ND		1.00		ug/L			10/10/20 18:01	1
Carbon tetrachloride	ND		1.00		ug/L			10/10/20 18:01	1
Chlorobenzene	ND		1.00		ug/L			10/10/20 18:01	1
Chlorodibromomethane	ND		1.00		ug/L			10/10/20 18:01	1
Chloroethane	ND		1.00		ug/L			10/10/20 18:01	1
Chloroform	ND		1.00		ug/L			10/10/20 18:01	1
Chloromethane	ND		1.00		ug/L			10/10/20 18:01	1
cis-1,2-Dichloroethene	ND		1.00		ug/L			10/10/20 18:01	1
cis-1,3-Dichloropropene	ND		5.00		ug/L			10/10/20 18:01	1
Cyclohexane	ND		1.00		ug/L			10/10/20 18:01	1
1,2-Dibromo-3-Chloropropane	ND		5.00		ug/L			10/10/20 18:01	1
1,2-Dibromoethane (EDB)	ND		1.00		ug/L			10/10/20 18:01	1
1,2-Dichlorobenzene	ND		1.00		ug/L			10/10/20 18:01	1
1,3-Dichlorobenzene	ND		1.00		ug/L			10/10/20 18:01	1
1,4-Dichlorobenzene	ND		1.00		ug/L			10/10/20 18:01	1
Dichlorodifluoromethane	ND		1.00		ug/L			10/10/20 18:01	1
1,1-Dichloroethane	ND		1.00		ug/L			10/10/20 18:01	1
1,2-Dichloroethane	ND		1.00		ug/L			10/10/20 18:01	1
1,1-Dichloroethene	ND		1.00		ug/L			10/10/20 18:01	1
1,2-Dichloropropane	ND		1.00		ug/L			10/10/20 18:01	1
Diisopropyl ether	ND		1.00		ug/L			10/10/20 18:01	1
Ethylbenzene	ND		1.00		ug/L			10/10/20 18:01	1
Ethyl tert-butyl ether	ND		1.00		ug/L			10/10/20 18:01	1
Freon 113	ND		1.00		ug/L			10/10/20 18:01	1
2-Hexanone	ND		25.0		ug/L			10/10/20 18:01	1
Isopropylbenzene	ND		1.00		ug/L			10/10/20 18:01	1
Methyl acetate	ND		5.00		ug/L			10/10/20 18:01	1
Methylcyclohexane	ND		1.00		ug/L			10/10/20 18:01	1
Methylene Chloride	ND		5.00		ug/L			10/10/20 18:01	1
4-Methyl-2-pentanone (MIBK)	ND		25.0		ug/L			10/10/20 18:01	1
Methyl tert-butyl ether	ND		1.00		ug/L			10/10/20 18:01	1
m,p-Xylene	ND		5.00		ug/L			10/10/20 18:01	1
Naphthalene	ND		1.00		ug/L			10/10/20 18:01	1
o-Xylene	ND		5.00		ug/L			10/10/20 18:01	1
Styrene	ND		1.00		ug/L			10/10/20 18:01	1
Tert-amyl methyl ether	ND		1.00		ug/L			10/10/20 18:01	1
tert-Butyl alcohol (TBA)	ND		10.0		ug/L			10/10/20 18:01	1
1,1,1,2-Tetrachloroethane	ND		1.00		ug/L			10/10/20 18:01	1
Tetrachloroethene	ND		1.00		ug/L			10/10/20 18:01	1
Toluene	ND		1.00		ug/L			10/10/20 18:01	1
trans-1,2-Dichloroethene	ND		1.00		ug/L			10/10/20 18:01	1
trans-1,3-Dichloropropene	ND		5.00		ug/L			10/10/20 18:01	1

Eurofins TestAmerica, Pensacola

# Client Sample Results

Client: AECOM  
 Project/Site: 7-11 No 22281 (MD)

Job ID: 400-193976-1

**Client Sample ID: MW8C**  
**Date Collected: 09/29/20 12:35**  
**Date Received: 10/03/20 08:59**

**Lab Sample ID: 400-193976-6**  
**Matrix: Water**

**Method: 8260B - Volatile Organic Compounds (GC/MS) (Continued)**

Analyte	Result	Qualifier	RL	MDL	Unit	D	Prepared	Analyzed	Dil Fac
1,2,3-Trichlorobenzene	ND		1.00		ug/L			10/10/20 18:01	1
1,2,4-Trichlorobenzene	ND		1.00		ug/L			10/10/20 18:01	1
1,1,1-Trichloroethane	ND		1.00		ug/L			10/10/20 18:01	1
1,1,2-Trichloroethane	ND		5.00		ug/L			10/10/20 18:01	1
Trichloroethene	ND		1.00		ug/L			10/10/20 18:01	1
Trichlorofluoromethane	ND		1.00		ug/L			10/10/20 18:01	1
1,2,4-Trimethylbenzene	ND		1.00		ug/L			10/10/20 18:01	1
1,3,5-Trimethylbenzene	ND		1.00		ug/L			10/10/20 18:01	1
Vinyl chloride	ND		1.00		ug/L			10/10/20 18:01	1
Xylenes, Total	ND		10.0		ug/L			10/10/20 18:01	1

Surrogate	%Recovery	Qualifier	Limits	Prepared	Analyzed	Dil Fac
4-Bromofluorobenzene	88		78 - 118		10/10/20 18:01	1
Dibromofluoromethane	96		81 - 121		10/10/20 18:01	1
Toluene-d8 (Surr)	92		80 - 120		10/10/20 18:01	1

**Method: 8015C - Gasoline Range Organics (GRO) (GC)**

Analyte	Result	Qualifier	RL	MDL	Unit	D	Prepared	Analyzed	Dil Fac
C6-C10	ND		47.0		ug/L			10/09/20 06:18	1

Surrogate	%Recovery	Qualifier	Limits	Prepared	Analyzed	Dil Fac
a,a,a-Trifluorotoluene (fid)	106		78 - 119		10/09/20 06:18	1

# Client Sample Results

Client: AECOM  
Project/Site: 7-11 No 22281 (MD)

Job ID: 400-193976-1

**Client Sample ID: MW9**

**Lab Sample ID: 400-193976-7**

Date Collected: 09/29/20 13:55

Matrix: Water

Date Received: 10/03/20 08:59

**Method: 8260B - Volatile Organic Compounds (GC/MS)**

Analyte	Result	Qualifier	RL	MDL	Unit	D	Prepared	Analyzed	Dil Fac
Acetone	ND		25.0		ug/L			10/10/20 18:36	1
Benzene	ND		1.00		ug/L			10/10/20 18:36	1
Bromochloromethane	ND		1.00		ug/L			10/10/20 18:36	1
Bromodichloromethane	ND		1.00		ug/L			10/10/20 18:36	1
Bromoform	ND		5.00		ug/L			10/10/20 18:36	1
Bromomethane	ND		1.00		ug/L			10/10/20 18:36	1
2-Butanone (MEK)	ND		25.0		ug/L			10/10/20 18:36	1
Carbon disulfide	ND		1.00		ug/L			10/10/20 18:36	1
Carbon tetrachloride	ND		1.00		ug/L			10/10/20 18:36	1
Chlorobenzene	ND		1.00		ug/L			10/10/20 18:36	1
Chlorodibromomethane	ND		1.00		ug/L			10/10/20 18:36	1
Chloroethane	ND		1.00		ug/L			10/10/20 18:36	1
Chloroform	ND		1.00		ug/L			10/10/20 18:36	1
Chloromethane	ND		1.00		ug/L			10/10/20 18:36	1
cis-1,2-Dichloroethene	ND		1.00		ug/L			10/10/20 18:36	1
cis-1,3-Dichloropropene	ND		5.00		ug/L			10/10/20 18:36	1
Cyclohexane	ND		1.00		ug/L			10/10/20 18:36	1
1,2-Dibromo-3-Chloropropane	ND		5.00		ug/L			10/10/20 18:36	1
1,2-Dibromoethane (EDB)	ND		1.00		ug/L			10/10/20 18:36	1
1,2-Dichlorobenzene	ND		1.00		ug/L			10/10/20 18:36	1
1,3-Dichlorobenzene	ND		1.00		ug/L			10/10/20 18:36	1
1,4-Dichlorobenzene	ND		1.00		ug/L			10/10/20 18:36	1
Dichlorodifluoromethane	ND		1.00		ug/L			10/10/20 18:36	1
1,1-Dichloroethane	ND		1.00		ug/L			10/10/20 18:36	1
1,2-Dichloroethane	ND		1.00		ug/L			10/10/20 18:36	1
1,1-Dichloroethene	ND		1.00		ug/L			10/10/20 18:36	1
1,2-Dichloropropane	ND		1.00		ug/L			10/10/20 18:36	1
Diisopropyl ether	ND		1.00		ug/L			10/10/20 18:36	1
Ethylbenzene	ND		1.00		ug/L			10/10/20 18:36	1
Ethyl tert-butyl ether	ND		1.00		ug/L			10/10/20 18:36	1
Freon 113	ND		1.00		ug/L			10/10/20 18:36	1
2-Hexanone	ND		25.0		ug/L			10/10/20 18:36	1
Isopropylbenzene	ND		1.00		ug/L			10/10/20 18:36	1
Methyl acetate	ND		5.00		ug/L			10/10/20 18:36	1
Methylcyclohexane	ND		1.00		ug/L			10/10/20 18:36	1
Methylene Chloride	ND		5.00		ug/L			10/10/20 18:36	1
4-Methyl-2-pentanone (MIBK)	ND		25.0		ug/L			10/10/20 18:36	1
<b>Methyl tert-butyl ether</b>	<b>4.90</b>		1.00		ug/L			10/10/20 18:36	1
m,p-Xylene	ND		5.00		ug/L			10/10/20 18:36	1
Naphthalene	ND		1.00		ug/L			10/10/20 18:36	1
o-Xylene	ND		5.00		ug/L			10/10/20 18:36	1
Styrene	ND		1.00		ug/L			10/10/20 18:36	1
Tert-amyl methyl ether	ND		1.00		ug/L			10/10/20 18:36	1
tert-Butyl alcohol (TBA)	ND		10.0		ug/L			10/10/20 18:36	1
1,1,2,2-Tetrachloroethane	ND		1.00		ug/L			10/10/20 18:36	1
Tetrachloroethene	ND		1.00		ug/L			10/10/20 18:36	1
Toluene	ND		1.00		ug/L			10/10/20 18:36	1
trans-1,2-Dichloroethene	ND		1.00		ug/L			10/10/20 18:36	1
trans-1,3-Dichloropropene	ND		5.00		ug/L			10/10/20 18:36	1

Eurofins TestAmerica, Pensacola

# Client Sample Results

Client: AECOM  
Project/Site: 7-11 No 22281 (MD)

Job ID: 400-193976-1

**Client Sample ID: MW9**

**Lab Sample ID: 400-193976-7**

**Date Collected: 09/29/20 13:55**

**Matrix: Water**

**Date Received: 10/03/20 08:59**

**Method: 8260B - Volatile Organic Compounds (GC/MS) (Continued)**

Analyte	Result	Qualifier	RL	MDL	Unit	D	Prepared	Analyzed	Dil Fac
1,2,3-Trichlorobenzene	ND		1.00		ug/L			10/10/20 18:36	1
1,2,4-Trichlorobenzene	ND		1.00		ug/L			10/10/20 18:36	1
1,1,1-Trichloroethane	ND		1.00		ug/L			10/10/20 18:36	1
1,1,2-Trichloroethane	ND		5.00		ug/L			10/10/20 18:36	1
Trichloroethene	ND		1.00		ug/L			10/10/20 18:36	1
Trichlorofluoromethane	ND		1.00		ug/L			10/10/20 18:36	1
1,2,4-Trimethylbenzene	ND		1.00		ug/L			10/10/20 18:36	1
1,3,5-Trimethylbenzene	ND		1.00		ug/L			10/10/20 18:36	1
Vinyl chloride	ND		1.00		ug/L			10/10/20 18:36	1
Xylenes, Total	ND		10.0		ug/L			10/10/20 18:36	1

Surrogate	%Recovery	Qualifier	Limits	Prepared	Analyzed	Dil Fac
4-Bromofluorobenzene	90		78 - 118		10/10/20 18:36	1
Dibromofluoromethane	94		81 - 121		10/10/20 18:36	1
Toluene-d8 (Surr)	92		80 - 120		10/10/20 18:36	1

**Method: 8015C - Gasoline Range Organics (GRO) (GC)**

Analyte	Result	Qualifier	RL	MDL	Unit	D	Prepared	Analyzed	Dil Fac
C6-C10	ND		47.0		ug/L			10/09/20 08:32	1

Surrogate	%Recovery	Qualifier	Limits	Prepared	Analyzed	Dil Fac
a,a,a-Trifluorotoluene (fid)	106		78 - 119		10/09/20 08:32	1

# Client Sample Results

Client: AECOM  
Project/Site: 7-11 No 22281 (MD)

Job ID: 400-193976-1

**Client Sample ID: MW10**

**Lab Sample ID: 400-193976-8**

Date Collected: 09/29/20 15:05

Matrix: Water

Date Received: 10/03/20 08:59

**Method: 8260B - Volatile Organic Compounds (GC/MS)**

Analyte	Result	Qualifier	RL	MDL	Unit	D	Prepared	Analyzed	Dil Fac
Acetone	ND		25.0		ug/L			10/12/20 21:40	1
Benzene	ND		1.00		ug/L			10/12/20 21:40	1
Bromochloromethane	ND		1.00		ug/L			10/12/20 21:40	1
Bromodichloromethane	ND		1.00		ug/L			10/12/20 21:40	1
Bromoform	ND		5.00		ug/L			10/12/20 21:40	1
Bromomethane	ND		1.00		ug/L			10/12/20 21:40	1
2-Butanone (MEK)	ND		25.0		ug/L			10/12/20 21:40	1
Carbon disulfide	ND		1.00		ug/L			10/12/20 21:40	1
Carbon tetrachloride	ND		1.00		ug/L			10/12/20 21:40	1
Chlorobenzene	ND		1.00		ug/L			10/12/20 21:40	1
Chlorodibromomethane	ND		1.00		ug/L			10/12/20 21:40	1
Chloroethane	ND		1.00		ug/L			10/12/20 21:40	1
Chloroform	ND		1.00		ug/L			10/12/20 21:40	1
Chloromethane	ND		1.00		ug/L			10/12/20 21:40	1
cis-1,2-Dichloroethene	ND		1.00		ug/L			10/12/20 21:40	1
cis-1,3-Dichloropropene	ND		5.00		ug/L			10/12/20 21:40	1
Cyclohexane	ND		1.00		ug/L			10/12/20 21:40	1
1,2-Dibromo-3-Chloropropane	ND		5.00		ug/L			10/12/20 21:40	1
1,2-Dibromoethane (EDB)	ND		1.00		ug/L			10/12/20 21:40	1
1,2-Dichlorobenzene	ND		1.00		ug/L			10/12/20 21:40	1
1,3-Dichlorobenzene	ND		1.00		ug/L			10/12/20 21:40	1
1,4-Dichlorobenzene	ND		1.00		ug/L			10/12/20 21:40	1
Dichlorodifluoromethane	ND		1.00		ug/L			10/12/20 21:40	1
1,1-Dichloroethane	ND		1.00		ug/L			10/12/20 21:40	1
1,2-Dichloroethane	ND		1.00		ug/L			10/12/20 21:40	1
1,1-Dichloroethene	ND		1.00		ug/L			10/12/20 21:40	1
1,2-Dichloropropane	ND		1.00		ug/L			10/12/20 21:40	1
Diisopropyl ether	ND		1.00		ug/L			10/12/20 21:40	1
Ethylbenzene	ND		1.00		ug/L			10/12/20 21:40	1
Ethyl tert-butyl ether	ND		1.00		ug/L			10/12/20 21:40	1
Freon 113	ND		1.00		ug/L			10/12/20 21:40	1
2-Hexanone	ND		25.0		ug/L			10/12/20 21:40	1
Isopropylbenzene	ND		1.00		ug/L			10/12/20 21:40	1
Methyl acetate	ND		5.00		ug/L			10/12/20 21:40	1
Methylcyclohexane	ND		1.00		ug/L			10/12/20 21:40	1
Methylene Chloride	ND		5.00		ug/L			10/12/20 21:40	1
4-Methyl-2-pentanone (MIBK)	ND		25.0		ug/L			10/12/20 21:40	1
<b>Methyl tert-butyl ether</b>	<b>1.96</b>		1.00		ug/L			10/12/20 21:40	1
m,p-Xylene	ND		5.00		ug/L			10/12/20 21:40	1
Naphthalene	ND		1.00		ug/L			10/12/20 21:40	1
o-Xylene	ND		5.00		ug/L			10/12/20 21:40	1
Styrene	ND		1.00		ug/L			10/12/20 21:40	1
Tert-amyl methyl ether	ND		1.00		ug/L			10/12/20 21:40	1
tert-Butyl alcohol (TBA)	ND		10.0		ug/L			10/12/20 21:40	1
1,1,2,2-Tetrachloroethane	ND		1.00		ug/L			10/12/20 21:40	1
Tetrachloroethene	ND		1.00		ug/L			10/12/20 21:40	1
Toluene	ND		1.00		ug/L			10/12/20 21:40	1
trans-1,2-Dichloroethene	ND		1.00		ug/L			10/12/20 21:40	1
trans-1,3-Dichloropropene	ND		5.00		ug/L			10/12/20 21:40	1



# Client Sample Results

Client: AECOM  
Project/Site: 7-11 No 22281 (MD)

Job ID: 400-193976-1

**Client Sample ID: MW10**

**Lab Sample ID: 400-193976-8**

**Date Collected: 09/29/20 15:05**

**Matrix: Water**

**Date Received: 10/03/20 08:59**

**Method: 8260B - Volatile Organic Compounds (GC/MS) (Continued)**

Analyte	Result	Qualifier	RL	MDL	Unit	D	Prepared	Analyzed	Dil Fac
1,2,3-Trichlorobenzene	ND		1.00		ug/L			10/12/20 21:40	1
1,2,4-Trichlorobenzene	ND		1.00		ug/L			10/12/20 21:40	1
1,1,1-Trichloroethane	ND		1.00		ug/L			10/12/20 21:40	1
1,1,2-Trichloroethane	ND		5.00		ug/L			10/12/20 21:40	1
Trichloroethene	ND		1.00		ug/L			10/12/20 21:40	1
Trichlorofluoromethane	ND		1.00		ug/L			10/12/20 21:40	1
1,2,4-Trimethylbenzene	ND		1.00		ug/L			10/12/20 21:40	1
1,3,5-Trimethylbenzene	ND		1.00		ug/L			10/12/20 21:40	1
Vinyl chloride	ND		1.00		ug/L			10/12/20 21:40	1
Xylenes, Total	ND		10.0		ug/L			10/12/20 21:40	1

Surrogate	%Recovery	Qualifier	Limits	Prepared	Analyzed	Dil Fac
4-Bromofluorobenzene	105		78 - 118		10/12/20 21:40	1
Dibromofluoromethane	95		81 - 121		10/12/20 21:40	1
Toluene-d8 (Surr)	100		80 - 120		10/12/20 21:40	1

**Method: 8015C - Gasoline Range Organics (GRO) (GC)**

Analyte	Result	Qualifier	RL	MDL	Unit	D	Prepared	Analyzed	Dil Fac
C6-C10	ND		47.0		ug/L			10/09/20 08:59	1

Surrogate	%Recovery	Qualifier	Limits	Prepared	Analyzed	Dil Fac
a,a,a-Trifluorotoluene (fid)	108		78 - 119		10/09/20 08:59	1

# Client Sample Results

Client: AECOM  
Project/Site: 7-11 No 22281 (MD)

Job ID: 400-193976-1

**Client Sample ID: MW11**

**Lab Sample ID: 400-193976-9**

Date Collected: 09/29/20 15:30

Matrix: Water

Date Received: 10/03/20 08:59

**Method: 8260B - Volatile Organic Compounds (GC/MS)**

Analyte	Result	Qualifier	RL	MDL	Unit	D	Prepared	Analyzed	Dil Fac
Acetone	ND		25.0		ug/L			10/12/20 22:06	1
Benzene	ND		1.00		ug/L			10/12/20 22:06	1
Bromochloromethane	ND		1.00		ug/L			10/12/20 22:06	1
Bromodichloromethane	ND		1.00		ug/L			10/12/20 22:06	1
Bromoform	ND		5.00		ug/L			10/12/20 22:06	1
Bromomethane	ND		1.00		ug/L			10/12/20 22:06	1
2-Butanone (MEK)	ND		25.0		ug/L			10/12/20 22:06	1
Carbon disulfide	ND		1.00		ug/L			10/12/20 22:06	1
Carbon tetrachloride	ND		1.00		ug/L			10/12/20 22:06	1
Chlorobenzene	ND		1.00		ug/L			10/12/20 22:06	1
Chlorodibromomethane	ND		1.00		ug/L			10/12/20 22:06	1
Chloroethane	ND		1.00		ug/L			10/12/20 22:06	1
<b>Chloroform</b>	<b>2.26</b>		1.00		ug/L			10/12/20 22:06	1
Chloromethane	ND		1.00		ug/L			10/12/20 22:06	1
cis-1,2-Dichloroethene	ND		1.00		ug/L			10/12/20 22:06	1
cis-1,3-Dichloropropene	ND		5.00		ug/L			10/12/20 22:06	1
Cyclohexane	ND		1.00		ug/L			10/12/20 22:06	1
1,2-Dibromo-3-Chloropropane	ND		5.00		ug/L			10/12/20 22:06	1
1,2-Dibromoethane (EDB)	ND		1.00		ug/L			10/12/20 22:06	1
1,2-Dichlorobenzene	ND		1.00		ug/L			10/12/20 22:06	1
1,3-Dichlorobenzene	ND		1.00		ug/L			10/12/20 22:06	1
1,4-Dichlorobenzene	ND		1.00		ug/L			10/12/20 22:06	1
Dichlorodifluoromethane	ND		1.00		ug/L			10/12/20 22:06	1
1,1-Dichloroethane	ND		1.00		ug/L			10/12/20 22:06	1
1,2-Dichloroethane	ND		1.00		ug/L			10/12/20 22:06	1
1,1-Dichloroethene	ND		1.00		ug/L			10/12/20 22:06	1
1,2-Dichloropropane	ND		1.00		ug/L			10/12/20 22:06	1
Diisopropyl ether	ND		1.00		ug/L			10/12/20 22:06	1
Ethylbenzene	ND		1.00		ug/L			10/12/20 22:06	1
Ethyl tert-butyl ether	ND		1.00		ug/L			10/12/20 22:06	1
Freon 113	ND		1.00		ug/L			10/12/20 22:06	1
2-Hexanone	ND		25.0		ug/L			10/12/20 22:06	1
Isopropylbenzene	ND		1.00		ug/L			10/12/20 22:06	1
Methyl acetate	ND		5.00		ug/L			10/12/20 22:06	1
Methylcyclohexane	ND		1.00		ug/L			10/12/20 22:06	1
Methylene Chloride	ND		5.00		ug/L			10/12/20 22:06	1
4-Methyl-2-pentanone (MIBK)	ND		25.0		ug/L			10/12/20 22:06	1
Methyl tert-butyl ether	ND		1.00		ug/L			10/12/20 22:06	1
m,p-Xylene	ND		5.00		ug/L			10/12/20 22:06	1
Naphthalene	ND		1.00		ug/L			10/12/20 22:06	1
o-Xylene	ND		5.00		ug/L			10/12/20 22:06	1
Styrene	ND		1.00		ug/L			10/12/20 22:06	1
Tert-amyl methyl ether	ND		1.00		ug/L			10/12/20 22:06	1
tert-Butyl alcohol (TBA)	ND		10.0		ug/L			10/12/20 22:06	1
1,1,2,2-Tetrachloroethane	ND		1.00		ug/L			10/12/20 22:06	1
Tetrachloroethene	ND		1.00		ug/L			10/12/20 22:06	1
Toluene	ND		1.00		ug/L			10/12/20 22:06	1
trans-1,2-Dichloroethene	ND		1.00		ug/L			10/12/20 22:06	1
trans-1,3-Dichloropropene	ND		5.00		ug/L			10/12/20 22:06	1

Eurofins TestAmerica, Pensacola

# Client Sample Results

Client: AECOM  
 Project/Site: 7-11 No 22281 (MD)

Job ID: 400-193976-1

**Client Sample ID: MW11**

**Lab Sample ID: 400-193976-9**

**Date Collected: 09/29/20 15:30**

**Matrix: Water**

**Date Received: 10/03/20 08:59**

**Method: 8260B - Volatile Organic Compounds (GC/MS) (Continued)**

Analyte	Result	Qualifier	RL	MDL	Unit	D	Prepared	Analyzed	Dil Fac
1,2,3-Trichlorobenzene	ND		1.00		ug/L			10/12/20 22:06	1
1,2,4-Trichlorobenzene	ND		1.00		ug/L			10/12/20 22:06	1
1,1,1-Trichloroethane	ND		1.00		ug/L			10/12/20 22:06	1
1,1,2-Trichloroethane	ND		5.00		ug/L			10/12/20 22:06	1
Trichloroethene	ND		1.00		ug/L			10/12/20 22:06	1
Trichlorofluoromethane	ND		1.00		ug/L			10/12/20 22:06	1
1,2,4-Trimethylbenzene	ND		1.00		ug/L			10/12/20 22:06	1
1,3,5-Trimethylbenzene	ND		1.00		ug/L			10/12/20 22:06	1
Vinyl chloride	ND		1.00		ug/L			10/12/20 22:06	1
Xylenes, Total	ND		10.0		ug/L			10/12/20 22:06	1

Surrogate	%Recovery	Qualifier	Limits	Prepared	Analyzed	Dil Fac
4-Bromofluorobenzene	106		78 - 118		10/12/20 22:06	1
Dibromofluoromethane	97		81 - 121		10/12/20 22:06	1
Toluene-d8 (Surr)	101		80 - 120		10/12/20 22:06	1

**Method: 8015C - Gasoline Range Organics (GRO) (GC)**

Analyte	Result	Qualifier	RL	MDL	Unit	D	Prepared	Analyzed	Dil Fac
C6-C10	ND		47.0		ug/L			10/09/20 09:26	1

Surrogate	%Recovery	Qualifier	Limits	Prepared	Analyzed	Dil Fac
a,a,a-Trifluorotoluene (fid)	106		78 - 119		10/09/20 09:26	1

# Client Sample Results

Client: AECOM  
Project/Site: 7-11 No 22281 (MD)

Job ID: 400-193976-1

**Client Sample ID: MW12**

**Lab Sample ID: 400-193976-10**

Date Collected: 09/29/20 13:35

Matrix: Water

Date Received: 10/03/20 08:59

**Method: 8260B - Volatile Organic Compounds (GC/MS)**

Analyte	Result	Qualifier	RL	MDL	Unit	D	Prepared	Analyzed	Dil Fac
Acetone	ND		25.0		ug/L			10/12/20 22:33	1
Benzene	ND		1.00		ug/L			10/12/20 22:33	1
Bromochloromethane	ND		1.00		ug/L			10/12/20 22:33	1
Bromodichloromethane	ND		1.00		ug/L			10/12/20 22:33	1
Bromoform	ND		5.00		ug/L			10/12/20 22:33	1
Bromomethane	ND		1.00		ug/L			10/12/20 22:33	1
2-Butanone (MEK)	ND		25.0		ug/L			10/12/20 22:33	1
Carbon disulfide	ND		1.00		ug/L			10/12/20 22:33	1
Carbon tetrachloride	ND		1.00		ug/L			10/12/20 22:33	1
Chlorobenzene	ND		1.00		ug/L			10/12/20 22:33	1
Chlorodibromomethane	ND		1.00		ug/L			10/12/20 22:33	1
Chloroethane	ND		1.00		ug/L			10/12/20 22:33	1
Chloroform	ND		1.00		ug/L			10/12/20 22:33	1
Chloromethane	ND		1.00		ug/L			10/12/20 22:33	1
cis-1,2-Dichloroethene	ND		1.00		ug/L			10/12/20 22:33	1
cis-1,3-Dichloropropene	ND		5.00		ug/L			10/12/20 22:33	1
Cyclohexane	ND		1.00		ug/L			10/12/20 22:33	1
1,2-Dibromo-3-Chloropropane	ND		5.00		ug/L			10/12/20 22:33	1
1,2-Dibromoethane (EDB)	ND		1.00		ug/L			10/12/20 22:33	1
1,2-Dichlorobenzene	ND		1.00		ug/L			10/12/20 22:33	1
1,3-Dichlorobenzene	ND		1.00		ug/L			10/12/20 22:33	1
1,4-Dichlorobenzene	ND		1.00		ug/L			10/12/20 22:33	1
Dichlorodifluoromethane	ND		1.00		ug/L			10/12/20 22:33	1
1,1-Dichloroethane	ND		1.00		ug/L			10/12/20 22:33	1
1,2-Dichloroethane	ND		1.00		ug/L			10/12/20 22:33	1
1,1-Dichloroethene	ND		1.00		ug/L			10/12/20 22:33	1
1,2-Dichloropropane	ND		1.00		ug/L			10/12/20 22:33	1
Diisopropyl ether	ND		1.00		ug/L			10/12/20 22:33	1
Ethylbenzene	ND		1.00		ug/L			10/12/20 22:33	1
Ethyl tert-butyl ether	ND		1.00		ug/L			10/12/20 22:33	1
Freon 113	ND		1.00		ug/L			10/12/20 22:33	1
2-Hexanone	ND		25.0		ug/L			10/12/20 22:33	1
Isopropylbenzene	ND		1.00		ug/L			10/12/20 22:33	1
Methyl acetate	ND		5.00		ug/L			10/12/20 22:33	1
Methylcyclohexane	ND		1.00		ug/L			10/12/20 22:33	1
Methylene Chloride	ND		5.00		ug/L			10/12/20 22:33	1
4-Methyl-2-pentanone (MIBK)	ND		25.0		ug/L			10/12/20 22:33	1
Methyl tert-butyl ether	ND		1.00		ug/L			10/12/20 22:33	1
m,p-Xylene	ND		5.00		ug/L			10/12/20 22:33	1
Naphthalene	ND		1.00		ug/L			10/12/20 22:33	1
o-Xylene	ND		5.00		ug/L			10/12/20 22:33	1
Styrene	ND		1.00		ug/L			10/12/20 22:33	1
Tert-amyl methyl ether	ND		1.00		ug/L			10/12/20 22:33	1
tert-Butyl alcohol (TBA)	ND		10.0		ug/L			10/12/20 22:33	1
1,1,2,2-Tetrachloroethane	ND		1.00		ug/L			10/12/20 22:33	1
Tetrachloroethene	ND		1.00		ug/L			10/12/20 22:33	1
Toluene	ND		1.00		ug/L			10/12/20 22:33	1
trans-1,2-Dichloroethene	ND		1.00		ug/L			10/12/20 22:33	1
trans-1,3-Dichloropropene	ND		5.00		ug/L			10/12/20 22:33	1

Eurofins TestAmerica, Pensacola

# Client Sample Results

Client: AECOM  
Project/Site: 7-11 No 22281 (MD)

Job ID: 400-193976-1

**Client Sample ID: MW12**

**Lab Sample ID: 400-193976-10**

**Date Collected: 09/29/20 13:35**

**Matrix: Water**

**Date Received: 10/03/20 08:59**

**Method: 8260B - Volatile Organic Compounds (GC/MS) (Continued)**

Analyte	Result	Qualifier	RL	MDL	Unit	D	Prepared	Analyzed	Dil Fac
1,2,3-Trichlorobenzene	ND		1.00		ug/L			10/12/20 22:33	1
1,2,4-Trichlorobenzene	ND		1.00		ug/L			10/12/20 22:33	1
1,1,1-Trichloroethane	ND		1.00		ug/L			10/12/20 22:33	1
1,1,2-Trichloroethane	ND		5.00		ug/L			10/12/20 22:33	1
Trichloroethene	ND		1.00		ug/L			10/12/20 22:33	1
Trichlorofluoromethane	ND		1.00		ug/L			10/12/20 22:33	1
1,2,4-Trimethylbenzene	ND		1.00		ug/L			10/12/20 22:33	1
1,3,5-Trimethylbenzene	ND		1.00		ug/L			10/12/20 22:33	1
Vinyl chloride	ND		1.00		ug/L			10/12/20 22:33	1
Xylenes, Total	ND		10.0		ug/L			10/12/20 22:33	1

Surrogate	%Recovery	Qualifier	Limits	Prepared	Analyzed	Dil Fac
4-Bromofluorobenzene	104		78 - 118		10/12/20 22:33	1
Dibromofluoromethane	95		81 - 121		10/12/20 22:33	1
Toluene-d8 (Surr)	99		80 - 120		10/12/20 22:33	1

**Method: 8015C - Gasoline Range Organics (GRO) (GC)**

Analyte	Result	Qualifier	RL	MDL	Unit	D	Prepared	Analyzed	Dil Fac
C6-C10	ND		47.0		ug/L			10/09/20 09:53	1

Surrogate	%Recovery	Qualifier	Limits	Prepared	Analyzed	Dil Fac
a,a,a-Trifluorotoluene (fid)	109		78 - 119		10/09/20 09:53	1

# Client Sample Results

Client: AECOM  
Project/Site: 7-11 No 22281 (MD)

Job ID: 400-193976-1

**Client Sample ID: MW13**

**Lab Sample ID: 400-193976-11**

Date Collected: 09/29/20 14:25

Matrix: Water

Date Received: 10/03/20 08:59

**Method: 8260B - Volatile Organic Compounds (GC/MS)**

Analyte	Result	Qualifier	RL	MDL	Unit	D	Prepared	Analyzed	Dil Fac
Acetone	ND		25.0		ug/L			10/12/20 22:59	1
Benzene	ND		1.00		ug/L			10/12/20 22:59	1
Bromochloromethane	ND		1.00		ug/L			10/12/20 22:59	1
Bromodichloromethane	ND		1.00		ug/L			10/12/20 22:59	1
Bromoform	ND		5.00		ug/L			10/12/20 22:59	1
Bromomethane	ND		1.00		ug/L			10/12/20 22:59	1
2-Butanone (MEK)	ND		25.0		ug/L			10/12/20 22:59	1
Carbon disulfide	ND		1.00		ug/L			10/12/20 22:59	1
Carbon tetrachloride	ND		1.00		ug/L			10/12/20 22:59	1
Chlorobenzene	ND		1.00		ug/L			10/12/20 22:59	1
Chlorodibromomethane	ND		1.00		ug/L			10/12/20 22:59	1
Chloroethane	ND		1.00		ug/L			10/12/20 22:59	1
Chloroform	ND		1.00		ug/L			10/12/20 22:59	1
Chloromethane	ND		1.00		ug/L			10/12/20 22:59	1
cis-1,2-Dichloroethene	ND		1.00		ug/L			10/12/20 22:59	1
cis-1,3-Dichloropropene	ND		5.00		ug/L			10/12/20 22:59	1
Cyclohexane	ND		1.00		ug/L			10/12/20 22:59	1
1,2-Dibromo-3-Chloropropane	ND		5.00		ug/L			10/12/20 22:59	1
1,2-Dibromoethane (EDB)	ND		1.00		ug/L			10/12/20 22:59	1
1,2-Dichlorobenzene	ND		1.00		ug/L			10/12/20 22:59	1
1,3-Dichlorobenzene	ND		1.00		ug/L			10/12/20 22:59	1
1,4-Dichlorobenzene	ND		1.00		ug/L			10/12/20 22:59	1
Dichlorodifluoromethane	ND		1.00		ug/L			10/12/20 22:59	1
1,1-Dichloroethane	ND		1.00		ug/L			10/12/20 22:59	1
1,2-Dichloroethane	ND		1.00		ug/L			10/12/20 22:59	1
1,1-Dichloroethene	ND		1.00		ug/L			10/12/20 22:59	1
1,2-Dichloropropane	ND		1.00		ug/L			10/12/20 22:59	1
Diisopropyl ether	ND		1.00		ug/L			10/12/20 22:59	1
Ethylbenzene	ND		1.00		ug/L			10/12/20 22:59	1
Ethyl tert-butyl ether	ND		1.00		ug/L			10/12/20 22:59	1
Freon 113	ND		1.00		ug/L			10/12/20 22:59	1
2-Hexanone	ND		25.0		ug/L			10/12/20 22:59	1
Isopropylbenzene	ND		1.00		ug/L			10/12/20 22:59	1
Methyl acetate	ND		5.00		ug/L			10/12/20 22:59	1
Methylcyclohexane	ND		1.00		ug/L			10/12/20 22:59	1
Methylene Chloride	ND		5.00		ug/L			10/12/20 22:59	1
4-Methyl-2-pentanone (MIBK)	ND		25.0		ug/L			10/12/20 22:59	1
Methyl tert-butyl ether	ND		1.00		ug/L			10/12/20 22:59	1
m,p-Xylene	ND		5.00		ug/L			10/12/20 22:59	1
Naphthalene	ND		1.00		ug/L			10/12/20 22:59	1
o-Xylene	ND		5.00		ug/L			10/12/20 22:59	1
Styrene	ND		1.00		ug/L			10/12/20 22:59	1
Tert-amyl methyl ether	ND		1.00		ug/L			10/12/20 22:59	1
tert-Butyl alcohol (TBA)	ND		10.0		ug/L			10/12/20 22:59	1
1,1,2,2-Tetrachloroethane	ND		1.00		ug/L			10/12/20 22:59	1
Tetrachloroethene	ND		1.00		ug/L			10/12/20 22:59	1
Toluene	ND		1.00		ug/L			10/12/20 22:59	1
trans-1,2-Dichloroethene	ND		1.00		ug/L			10/12/20 22:59	1
trans-1,3-Dichloropropene	ND		5.00		ug/L			10/12/20 22:59	1

Eurofins TestAmerica, Pensacola

# Client Sample Results

Client: AECOM  
 Project/Site: 7-11 No 22281 (MD)

Job ID: 400-193976-1

**Client Sample ID: MW13**  
**Date Collected: 09/29/20 14:25**  
**Date Received: 10/03/20 08:59**

**Lab Sample ID: 400-193976-11**  
**Matrix: Water**

**Method: 8260B - Volatile Organic Compounds (GC/MS) (Continued)**

Analyte	Result	Qualifier	RL	MDL	Unit	D	Prepared	Analyzed	Dil Fac
1,2,3-Trichlorobenzene	ND		1.00		ug/L			10/12/20 22:59	1
1,2,4-Trichlorobenzene	ND		1.00		ug/L			10/12/20 22:59	1
1,1,1-Trichloroethane	ND		1.00		ug/L			10/12/20 22:59	1
1,1,2-Trichloroethane	ND		5.00		ug/L			10/12/20 22:59	1
Trichloroethene	ND		1.00		ug/L			10/12/20 22:59	1
Trichlorofluoromethane	ND		1.00		ug/L			10/12/20 22:59	1
1,2,4-Trimethylbenzene	ND		1.00		ug/L			10/12/20 22:59	1
1,3,5-Trimethylbenzene	ND		1.00		ug/L			10/12/20 22:59	1
Vinyl chloride	ND		1.00		ug/L			10/12/20 22:59	1
Xylenes, Total	ND		10.0		ug/L			10/12/20 22:59	1

Surrogate	%Recovery	Qualifier	Limits	Prepared	Analyzed	Dil Fac
4-Bromofluorobenzene	105		78 - 118		10/12/20 22:59	1
Dibromofluoromethane	97		81 - 121		10/12/20 22:59	1
Toluene-d8 (Surr)	100		80 - 120		10/12/20 22:59	1

**Method: 8015C - Gasoline Range Organics (GRO) (GC)**

Analyte	Result	Qualifier	RL	MDL	Unit	D	Prepared	Analyzed	Dil Fac
C6-C10	ND		47.0		ug/L			10/09/20 10:19	1

Surrogate	%Recovery	Qualifier	Limits	Prepared	Analyzed	Dil Fac
a,a,a-Trifluorotoluene (fid)	107		78 - 119		10/09/20 10:19	1

# Client Sample Results

Client: AECOM  
 Project/Site: 7-11 No 22281 (MD)

Job ID: 400-193976-1

**Client Sample ID: HW 3**

**Lab Sample ID: 400-193976-12**

Date Collected: 09/29/20 15:50

Matrix: Water

Date Received: 10/03/20 08:59

**Method: 8260B - Volatile Organic Compounds (GC/MS)**

Analyte	Result	Qualifier	RL	MDL	Unit	D	Prepared	Analyzed	Dil Fac
Acetone	ND		25.0		ug/L			10/12/20 23:26	1
Benzene	ND		1.00		ug/L			10/12/20 23:26	1
Bromochloromethane	ND		1.00		ug/L			10/12/20 23:26	1
Bromodichloromethane	ND		1.00		ug/L			10/12/20 23:26	1
Bromoform	ND		5.00		ug/L			10/12/20 23:26	1
Bromomethane	ND		1.00		ug/L			10/12/20 23:26	1
2-Butanone (MEK)	ND		25.0		ug/L			10/12/20 23:26	1
Carbon disulfide	ND		1.00		ug/L			10/12/20 23:26	1
Carbon tetrachloride	ND		1.00		ug/L			10/12/20 23:26	1
Chlorobenzene	ND		1.00		ug/L			10/12/20 23:26	1
Chlorodibromomethane	ND		1.00		ug/L			10/12/20 23:26	1
Chloroethane	ND		1.00		ug/L			10/12/20 23:26	1
Chloroform	ND		1.00		ug/L			10/12/20 23:26	1
Chloromethane	ND		1.00		ug/L			10/12/20 23:26	1
cis-1,2-Dichloroethene	ND		1.00		ug/L			10/12/20 23:26	1
cis-1,3-Dichloropropene	ND		5.00		ug/L			10/12/20 23:26	1
Cyclohexane	ND		1.00		ug/L			10/12/20 23:26	1
1,2-Dibromo-3-Chloropropane	ND		5.00		ug/L			10/12/20 23:26	1
1,2-Dibromoethane (EDB)	ND		1.00		ug/L			10/12/20 23:26	1
1,2-Dichlorobenzene	ND		1.00		ug/L			10/12/20 23:26	1
1,3-Dichlorobenzene	ND		1.00		ug/L			10/12/20 23:26	1
1,4-Dichlorobenzene	ND		1.00		ug/L			10/12/20 23:26	1
Dichlorodifluoromethane	ND		1.00		ug/L			10/12/20 23:26	1
1,1-Dichloroethane	ND		1.00		ug/L			10/12/20 23:26	1
1,2-Dichloroethane	ND		1.00		ug/L			10/12/20 23:26	1
1,1-Dichloroethene	ND		1.00		ug/L			10/12/20 23:26	1
1,2-Dichloropropane	ND		1.00		ug/L			10/12/20 23:26	1
Diisopropyl ether	ND		1.00		ug/L			10/12/20 23:26	1
Ethylbenzene	ND		1.00		ug/L			10/12/20 23:26	1
Ethyl tert-butyl ether	ND		1.00		ug/L			10/12/20 23:26	1
Freon 113	ND		1.00		ug/L			10/12/20 23:26	1
2-Hexanone	ND		25.0		ug/L			10/12/20 23:26	1
Isopropylbenzene	ND		1.00		ug/L			10/12/20 23:26	1
Methyl acetate	ND		5.00		ug/L			10/12/20 23:26	1
Methylcyclohexane	ND		1.00		ug/L			10/12/20 23:26	1
Methylene Chloride	ND		5.00		ug/L			10/12/20 23:26	1
4-Methyl-2-pentanone (MIBK)	ND		25.0		ug/L			10/12/20 23:26	1
<b>Methyl tert-butyl ether</b>	<b>6.40</b>		1.00		ug/L			10/12/20 23:26	1
m,p-Xylene	ND		5.00		ug/L			10/12/20 23:26	1
Naphthalene	ND		1.00		ug/L			10/12/20 23:26	1
o-Xylene	ND		5.00		ug/L			10/12/20 23:26	1
Styrene	ND		1.00		ug/L			10/12/20 23:26	1
Tert-amyl methyl ether	ND		1.00		ug/L			10/12/20 23:26	1
tert-Butyl alcohol (TBA)	ND		10.0		ug/L			10/12/20 23:26	1
1,1,2,2-Tetrachloroethane	ND		1.00		ug/L			10/12/20 23:26	1
Tetrachloroethene	ND		1.00		ug/L			10/12/20 23:26	1
Toluene	ND		1.00		ug/L			10/12/20 23:26	1
trans-1,2-Dichloroethene	ND		1.00		ug/L			10/12/20 23:26	1
trans-1,3-Dichloropropene	ND		5.00		ug/L			10/12/20 23:26	1

Eurofins TestAmerica, Pensacola



# Client Sample Results

Client: AECOM  
 Project/Site: 7-11 No 22281 (MD)

Job ID: 400-193976-1

**Client Sample ID: HW 3**

**Lab Sample ID: 400-193976-12**

**Date Collected: 09/29/20 15:50**

**Matrix: Water**

**Date Received: 10/03/20 08:59**

**Method: 8260B - Volatile Organic Compounds (GC/MS) (Continued)**

Analyte	Result	Qualifier	RL	MDL	Unit	D	Prepared	Analyzed	Dil Fac
1,2,3-Trichlorobenzene	ND		1.00		ug/L			10/12/20 23:26	1
1,2,4-Trichlorobenzene	ND		1.00		ug/L			10/12/20 23:26	1
1,1,1-Trichloroethane	ND		1.00		ug/L			10/12/20 23:26	1
1,1,2-Trichloroethane	ND		5.00		ug/L			10/12/20 23:26	1
Trichloroethene	ND		1.00		ug/L			10/12/20 23:26	1
Trichlorofluoromethane	ND		1.00		ug/L			10/12/20 23:26	1
1,2,4-Trimethylbenzene	ND		1.00		ug/L			10/12/20 23:26	1
1,3,5-Trimethylbenzene	ND		1.00		ug/L			10/12/20 23:26	1
Vinyl chloride	ND		1.00		ug/L			10/12/20 23:26	1
Xylenes, Total	ND		10.0		ug/L			10/12/20 23:26	1

Surrogate	%Recovery	Qualifier	Limits	Prepared	Analyzed	Dil Fac
4-Bromofluorobenzene	106		78 - 118		10/12/20 23:26	1
Dibromofluoromethane	99		81 - 121		10/12/20 23:26	1
Toluene-d8 (Surr)	98		80 - 120		10/12/20 23:26	1

# Definitions/Glossary

Client: AECOM  
Project/Site: 7-11 No 22281 (MD)

Job ID: 400-193976-1

## Glossary

Abbreviation	These commonly used abbreviations may or may not be present in this report.
α	Listed under the "D" column to designate that the result is reported on a dry weight basis
%R	Percent Recovery
CFL	Contains Free Liquid
CFU	Colony Forming Unit
CNF	Contains No Free Liquid
DER	Duplicate Error Ratio (normalized absolute difference)
Dil Fac	Dilution Factor
DL	Detection Limit (DoD/DOE)
DL, RA, RE, IN	Indicates a Dilution, Re-analysis, Re-extraction, or additional Initial metals/anion analysis of the sample
DLC	Decision Level Concentration (Radiochemistry)
EDL	Estimated Detection Limit (Dioxin)
LOD	Limit of Detection (DoD/DOE)
LOQ	Limit of Quantitation (DoD/DOE)
MCL	EPA recommended "Maximum Contaminant Level"
MDA	Minimum Detectable Activity (Radiochemistry)
MDC	Minimum Detectable Concentration (Radiochemistry)
MDL	Method Detection Limit
ML	Minimum Level (Dioxin)
MPN	Most Probable Number
MQL	Method Quantitation Limit
NC	Not Calculated
ND	Not Detected at the reporting limit (or MDL or EDL if shown)
NEG	Negative / Absent
POS	Positive / Present
PQL	Practical Quantitation Limit
PRES	Presumptive
QC	Quality Control
RER	Relative Error Ratio (Radiochemistry)
RL	Reporting Limit or Requested Limit (Radiochemistry)
RPD	Relative Percent Difference, a measure of the relative difference between two points
TEF	Toxicity Equivalent Factor (Dioxin)
TEQ	Toxicity Equivalent Quotient (Dioxin)
TNTC	Too Numerous To Count

# Surrogate Summary

Client: AECOM  
Project/Site: 7-11 No 22281 (MD)

Job ID: 400-193976-1

## Method: 8260B - Volatile Organic Compounds (GC/MS)

Matrix: Water

Prep Type: Total/NA

Lab Sample ID	Client Sample ID	Percent Surrogate Recovery (Acceptance Limits)		
		BFB (78-118)	DBFM (81-121)	TOL (80-120)
400-193976-1	MW4A	90	92	91
400-193976-2	MW4B	88	93	91
400-193976-3	MW6	91	92	92
400-193976-4	MW8A	89	95	91
400-193976-5	MW8B	88	91	91
400-193976-6	MW8C	88	96	92
400-193976-7	MW9	90	94	92
400-193976-8	MW10	105	95	100
400-193976-9	MW11	106	97	101
400-193976-10	MW12	104	95	99
400-193976-11	MW13	105	97	100
400-193976-12	HW 3	106	99	98
LCS 400-506309/1002	Lab Control Sample	94	95	94
LCS 400-506377/1005	Lab Control Sample	98	98	99
MB 400-506309/4	Method Blank	89	94	91
MB 400-506377/7	Method Blank	100	103	99

### Surrogate Legend

BFB = 4-Bromofluorobenzene

DBFM = Dibromofluoromethane

TOL = Toluene-d8 (Surr)

## Method: 8015C - Gasoline Range Organics (GRO) (GC)

Matrix: Water

Prep Type: Total/NA

Lab Sample ID	Client Sample ID	Percent Surrogate Recovery (Acceptance Limits)
		TFT-F2 (78-119)
400-193976-1	MW4A	106
400-193976-1 MS	MW4A	111
400-193976-1 MSD	MW4A	112
400-193976-2	MW4B	106
400-193976-3	MW6	108
400-193976-4	MW8A	107
400-193976-5	MW8B	107
400-193976-6	MW8C	106
400-193976-7	MW9	106
400-193976-8	MW10	108
400-193976-9	MW11	106
400-193976-10	MW12	109
400-193976-11	MW13	107
LCS 400-506111/3	Lab Control Sample	105
MB 400-506111/4	Method Blank	106

### Surrogate Legend

TFT-F = a,a,a-Trifluorotoluene (fid)

# QC Association Summary

Client: AECOM  
Project/Site: 7-11 No 22281 (MD)

Job ID: 400-193976-1

## GC/MS VOA

### Analysis Batch: 506309

Lab Sample ID	Client Sample ID	Prep Type	Matrix	Method	Prep Batch
400-193976-1	MW4A	Total/NA	Water	8260B	
400-193976-2	MW4B	Total/NA	Water	8260B	
400-193976-3	MW6	Total/NA	Water	8260B	
400-193976-4	MW8A	Total/NA	Water	8260B	
400-193976-5	MW8B	Total/NA	Water	8260B	
400-193976-6	MW8C	Total/NA	Water	8260B	
400-193976-7	MW9	Total/NA	Water	8260B	
MB 400-506309/4	Method Blank	Total/NA	Water	8260B	
LCS 400-506309/1002	Lab Control Sample	Total/NA	Water	8260B	

### Analysis Batch: 506377

Lab Sample ID	Client Sample ID	Prep Type	Matrix	Method	Prep Batch
400-193976-8	MW10	Total/NA	Water	8260B	
400-193976-9	MW11	Total/NA	Water	8260B	
400-193976-10	MW12	Total/NA	Water	8260B	
400-193976-11	MW13	Total/NA	Water	8260B	
400-193976-12	HW 3	Total/NA	Water	8260B	
MB 400-506377/7	Method Blank	Total/NA	Water	8260B	
LCS 400-506377/1005	Lab Control Sample	Total/NA	Water	8260B	

## GC VOA

### Analysis Batch: 506111

Lab Sample ID	Client Sample ID	Prep Type	Matrix	Method	Prep Batch
400-193976-1	MW4A	Total/NA	Water	8015C	
400-193976-2	MW4B	Total/NA	Water	8015C	
400-193976-3	MW6	Total/NA	Water	8015C	
400-193976-4	MW8A	Total/NA	Water	8015C	
400-193976-5	MW8B	Total/NA	Water	8015C	
400-193976-6	MW8C	Total/NA	Water	8015C	
400-193976-7	MW9	Total/NA	Water	8015C	
400-193976-8	MW10	Total/NA	Water	8015C	
400-193976-9	MW11	Total/NA	Water	8015C	
400-193976-10	MW12	Total/NA	Water	8015C	
400-193976-11	MW13	Total/NA	Water	8015C	
MB 400-506111/4	Method Blank	Total/NA	Water	8015C	
LCS 400-506111/3	Lab Control Sample	Total/NA	Water	8015C	
400-193976-1 MS	MW4A	Total/NA	Water	8015C	
400-193976-1 MSD	MW4A	Total/NA	Water	8015C	

# QC Sample Results

Client: AECOM  
 Project/Site: 7-11 No 22281 (MD)

Job ID: 400-193976-1

## Method: 8260B - Volatile Organic Compounds (GC/MS)

**Lab Sample ID: MB 400-506309/4**  
**Matrix: Water**  
**Analysis Batch: 506309**

**Client Sample ID: Method Blank**  
**Prep Type: Total/NA**

Analyte	MB	MB	RL	MDL	Unit	D	Prepared	Analyzed	Dil Fac
	Result	Qualifier							
Acetone	ND		25.0		ug/L			10/10/20 08:26	1
Benzene	ND		1.00		ug/L			10/10/20 08:26	1
Bromochloromethane	ND		1.00		ug/L			10/10/20 08:26	1
Bromodichloromethane	ND		1.00		ug/L			10/10/20 08:26	1
Bromoform	ND		5.00		ug/L			10/10/20 08:26	1
Bromomethane	ND		1.00		ug/L			10/10/20 08:26	1
2-Butanone (MEK)	ND		25.0		ug/L			10/10/20 08:26	1
Carbon disulfide	ND		1.00		ug/L			10/10/20 08:26	1
Carbon tetrachloride	ND		1.00		ug/L			10/10/20 08:26	1
Chlorobenzene	ND		1.00		ug/L			10/10/20 08:26	1
Chlorodibromomethane	ND		1.00		ug/L			10/10/20 08:26	1
Chloroethane	ND		1.00		ug/L			10/10/20 08:26	1
Chloroform	ND		1.00		ug/L			10/10/20 08:26	1
Chloromethane	ND		1.00		ug/L			10/10/20 08:26	1
cis-1,2-Dichloroethene	ND		1.00		ug/L			10/10/20 08:26	1
cis-1,3-Dichloropropene	ND		5.00		ug/L			10/10/20 08:26	1
Cyclohexane	ND		1.00		ug/L			10/10/20 08:26	1
1,2-Dibromo-3-Chloropropane	ND		5.00		ug/L			10/10/20 08:26	1
1,2-Dibromoethane (EDB)	ND		1.00		ug/L			10/10/20 08:26	1
1,2-Dichlorobenzene	ND		1.00		ug/L			10/10/20 08:26	1
1,3-Dichlorobenzene	ND		1.00		ug/L			10/10/20 08:26	1
1,4-Dichlorobenzene	ND		1.00		ug/L			10/10/20 08:26	1
Dichlorodifluoromethane	ND		1.00		ug/L			10/10/20 08:26	1
1,1-Dichloroethane	ND		1.00		ug/L			10/10/20 08:26	1
1,2-Dichloroethane	ND		1.00		ug/L			10/10/20 08:26	1
1,1-Dichloroethene	ND		1.00		ug/L			10/10/20 08:26	1
1,2-Dichloropropane	ND		1.00		ug/L			10/10/20 08:26	1
Diisopropyl ether	ND		1.00		ug/L			10/10/20 08:26	1
Ethylbenzene	ND		1.00		ug/L			10/10/20 08:26	1
Ethyl tert-butyl ether	ND		1.00		ug/L			10/10/20 08:26	1
Freon 113	ND		1.00		ug/L			10/10/20 08:26	1
2-Hexanone	ND		25.0		ug/L			10/10/20 08:26	1
Isopropylbenzene	ND		1.00		ug/L			10/10/20 08:26	1
Methyl acetate	ND		5.00		ug/L			10/10/20 08:26	1
Methylcyclohexane	ND		1.00		ug/L			10/10/20 08:26	1
Methylene Chloride	ND		5.00		ug/L			10/10/20 08:26	1
4-Methyl-2-pentanone (MIBK)	ND		25.0		ug/L			10/10/20 08:26	1
Methyl tert-butyl ether	ND		1.00		ug/L			10/10/20 08:26	1
m,p-Xylene	ND		5.00		ug/L			10/10/20 08:26	1
Naphthalene	ND		1.00		ug/L			10/10/20 08:26	1
o-Xylene	ND		5.00		ug/L			10/10/20 08:26	1
Styrene	ND		1.00		ug/L			10/10/20 08:26	1
Tert-amyl methyl ether	ND		1.00		ug/L			10/10/20 08:26	1
tert-Butyl alcohol (TBA)	ND		10.0		ug/L			10/10/20 08:26	1
1,1,2,2-Tetrachloroethane	ND		1.00		ug/L			10/10/20 08:26	1
Tetrachloroethene	ND		1.00		ug/L			10/10/20 08:26	1
Toluene	ND		1.00		ug/L			10/10/20 08:26	1
trans-1,2-Dichloroethene	ND		1.00		ug/L			10/10/20 08:26	1

# QC Sample Results

Client: AECOM  
Project/Site: 7-11 No 22281 (MD)

Job ID: 400-193976-1

## Method: 8260B - Volatile Organic Compounds (GC/MS) (Continued)

**Lab Sample ID: MB 400-506309/4**  
**Matrix: Water**  
**Analysis Batch: 506309**

**Client Sample ID: Method Blank**  
**Prep Type: Total/NA**

Analyte	MB	MB	RL	MDL	Unit	D	Prepared	Analyzed	Dil Fac
	Result	Qualifier							
trans-1,3-Dichloropropene	ND		5.00		ug/L			10/10/20 08:26	1
1,2,3-Trichlorobenzene	ND		1.00		ug/L			10/10/20 08:26	1
1,2,4-Trichlorobenzene	ND		1.00		ug/L			10/10/20 08:26	1
1,1,1-Trichloroethane	ND		1.00		ug/L			10/10/20 08:26	1
1,1,2-Trichloroethane	ND		5.00		ug/L			10/10/20 08:26	1
Trichloroethene	ND		1.00		ug/L			10/10/20 08:26	1
Trichlorofluoromethane	ND		1.00		ug/L			10/10/20 08:26	1
1,2,4-Trimethylbenzene	ND		1.00		ug/L			10/10/20 08:26	1
1,3,5-Trimethylbenzene	ND		1.00		ug/L			10/10/20 08:26	1
Vinyl chloride	ND		1.00		ug/L			10/10/20 08:26	1
Xylenes, Total	ND		10.0		ug/L			10/10/20 08:26	1

Surrogate	MB	MB	Limits	Prepared	Analyzed	Dil Fac
	%Recovery	Qualifier				
4-Bromofluorobenzene	89		78 - 118		10/10/20 08:26	1
Dibromofluoromethane	94		81 - 121		10/10/20 08:26	1
Toluene-d8 (Surr)	91		80 - 120		10/10/20 08:26	1

**Lab Sample ID: LCS 400-506309/1002**  
**Matrix: Water**  
**Analysis Batch: 506309**

**Client Sample ID: Lab Control Sample**  
**Prep Type: Total/NA**

Analyte	Spike Added	LCS	LCS	Unit	D	%Rec	%Rec. Limits
		Result	Qualifier				
Acetone	200	225.9		ug/L		113	43 - 160
Benzene	50.0	43.09		ug/L		86	70 - 130
Bromochloromethane	50.0	50.25		ug/L		101	70 - 130
Bromodichloromethane	50.0	45.87		ug/L		92	67 - 133
Bromoform	50.0	44.87		ug/L		90	57 - 140
Bromomethane	50.0	26.71		ug/L		53	10 - 160
2-Butanone (MEK)	200	201.4		ug/L		101	61 - 145
Carbon disulfide	50.0	40.87		ug/L		82	61 - 137
Carbon tetrachloride	50.0	38.33		ug/L		77	61 - 137
Chlorobenzene	50.0	45.89		ug/L		92	70 - 130
Chlorodibromomethane	50.0	42.64		ug/L		85	67 - 135
Chloroethane	50.0	35.86		ug/L		72	55 - 141
Chloroform	50.0	40.97		ug/L		82	69 - 130
Chloromethane	50.0	42.58		ug/L		85	58 - 137
cis-1,2-Dichloroethene	50.0	43.82		ug/L		88	68 - 130
cis-1,3-Dichloropropene	50.0	53.29		ug/L		107	69 - 132
Cyclohexane	50.0	43.77		ug/L		88	70 - 130
1,2-Dibromo-3-Chloropropane	50.0	49.39		ug/L		99	54 - 135
1,2-Dibromoethane (EDB)	50.0	45.95		ug/L		92	70 - 130
1,2-Dichlorobenzene	50.0	43.94		ug/L		88	67 - 130
1,3-Dichlorobenzene	50.0	46.77		ug/L		94	70 - 130
1,4-Dichlorobenzene	50.0	47.41		ug/L		95	70 - 130
Dichlorodifluoromethane	50.0	28.59		ug/L		57	41 - 146
1,1-Dichloroethane	50.0	45.03		ug/L		90	70 - 130
1,2-Dichloroethane	50.0	37.28		ug/L		75	69 - 130
1,1-Dichloroethene	50.0	42.23		ug/L		84	63 - 134

Eurofins TestAmerica, Pensacola

# QC Sample Results

Client: AECOM  
Project/Site: 7-11 No 22281 (MD)

Job ID: 400-193976-1

## Method: 8260B - Volatile Organic Compounds (GC/MS) (Continued)

**Lab Sample ID: LCS 400-506309/1002**  
**Matrix: Water**  
**Analysis Batch: 506309**

**Client Sample ID: Lab Control Sample**  
**Prep Type: Total/NA**

Analyte	Spike Added	LCS Result	LCS Qualifier	Unit	D	%Rec	%Rec. Limits
1,2-Dichloropropane	50.0	46.40		ug/L		93	70 - 130
Diisopropyl ether	50.0	41.75		ug/L		83	64 - 132
Ethylbenzene	50.0	43.26		ug/L		87	70 - 130
Ethyl tert-butyl ether	50.0	38.60		ug/L		77	55 - 133
Freon 113	50.0	43.02		ug/L		86	60 - 139
2-Hexanone	200	190.3		ug/L		95	65 - 137
Isopropylbenzene	50.0	45.75		ug/L		91	70 - 130
Methyl acetate	100	90.91		ug/L		91	45 - 159
Methylcyclohexane	50.0	49.46		ug/L		99	70 - 130
Methylene Chloride	50.0	44.77		ug/L		90	66 - 135
4-Methyl-2-pentanone (MIBK)	200	218.1		ug/L		109	69 - 138
Methyl tert-butyl ether	50.0	42.38		ug/L		85	66 - 130
m,p-Xylene	50.0	43.42		ug/L		87	70 - 130
Naphthalene	50.0	45.96		ug/L		92	47 - 149
o-Xylene	50.0	41.97		ug/L		84	70 - 130
Styrene	50.0	46.14		ug/L		92	70 - 130
Tert-amyl methyl ether	50.0	37.61		ug/L		75	52 - 132
tert-Butyl alcohol (TBA)	500	478.8		ug/L		96	46 - 143
1,1,2,2-Tetrachloroethane	50.0	45.62		ug/L		91	70 - 131
Tetrachloroethene	50.0	48.40		ug/L		97	65 - 130
Toluene	50.0	45.71		ug/L		91	70 - 130
trans-1,2-Dichloroethene	50.0	43.12		ug/L		86	70 - 130
trans-1,3-Dichloropropene	50.0	42.08		ug/L		84	63 - 130
1,2,3-Trichlorobenzene	50.0	46.08		ug/L		92	60 - 138
1,2,4-Trichlorobenzene	50.0	47.43		ug/L		95	60 - 140
1,1,1-Trichloroethane	50.0	40.08		ug/L		80	68 - 130
1,1,2-Trichloroethane	50.0	45.29		ug/L		91	70 - 130
Trichloroethene	50.0	52.67		ug/L		105	70 - 130
Trichlorofluoromethane	50.0	34.13		ug/L		68	65 - 138
1,2,4-Trimethylbenzene	50.0	41.43		ug/L		83	70 - 130
1,3,5-Trimethylbenzene	50.0	43.98		ug/L		88	69 - 130
Vinyl chloride	50.0	42.48		ug/L		85	59 - 136
Xylenes, Total	100	85.39		ug/L		85	70 - 130

Surrogate	LCS %Recovery	LCS Qualifier	Limits
4-Bromofluorobenzene	94		78 - 118
Dibromofluoromethane	95		81 - 121
Toluene-d8 (Surr)	94		80 - 120

**Lab Sample ID: MB 400-506377/7**  
**Matrix: Water**  
**Analysis Batch: 506377**

**Client Sample ID: Method Blank**  
**Prep Type: Total/NA**

Analyte	MB Result	MB Qualifier	RL	MDL	Unit	D	Prepared	Analyzed	Dil Fac
Acetone	ND		25.0		ug/L			10/12/20 19:01	1
Benzene	ND		1.00		ug/L			10/12/20 19:01	1
Bromochloromethane	ND		1.00		ug/L			10/12/20 19:01	1
Bromodichloromethane	ND		1.00		ug/L			10/12/20 19:01	1

Eurofins TestAmerica, Pensacola

# QC Sample Results

Client: AECOM  
 Project/Site: 7-11 No 22281 (MD)

Job ID: 400-193976-1

## Method: 8260B - Volatile Organic Compounds (GC/MS) (Continued)

**Lab Sample ID: MB 400-506377/7**  
**Matrix: Water**  
**Analysis Batch: 506377**

**Client Sample ID: Method Blank**  
**Prep Type: Total/NA**

Analyte	MB Result	MB Qualifier	RL	MDL	Unit	D	Prepared	Analyzed	Dil Fac
Bromoform	ND		5.00		ug/L			10/12/20 19:01	1
Bromomethane	ND		1.00		ug/L			10/12/20 19:01	1
2-Butanone (MEK)	ND		25.0		ug/L			10/12/20 19:01	1
Carbon disulfide	ND		1.00		ug/L			10/12/20 19:01	1
Carbon tetrachloride	ND		1.00		ug/L			10/12/20 19:01	1
Chlorobenzene	ND		1.00		ug/L			10/12/20 19:01	1
Chlorodibromomethane	ND		1.00		ug/L			10/12/20 19:01	1
Chloroethane	ND		1.00		ug/L			10/12/20 19:01	1
Chloroform	ND		1.00		ug/L			10/12/20 19:01	1
Chloromethane	ND		1.00		ug/L			10/12/20 19:01	1
cis-1,2-Dichloroethene	ND		1.00		ug/L			10/12/20 19:01	1
cis-1,3-Dichloropropene	ND		5.00		ug/L			10/12/20 19:01	1
Cyclohexane	ND		1.00		ug/L			10/12/20 19:01	1
1,2-Dibromo-3-Chloropropane	ND		5.00		ug/L			10/12/20 19:01	1
1,2-Dibromoethane (EDB)	ND		1.00		ug/L			10/12/20 19:01	1
1,2-Dichlorobenzene	ND		1.00		ug/L			10/12/20 19:01	1
1,3-Dichlorobenzene	ND		1.00		ug/L			10/12/20 19:01	1
1,4-Dichlorobenzene	ND		1.00		ug/L			10/12/20 19:01	1
Dichlorodifluoromethane	ND		1.00		ug/L			10/12/20 19:01	1
1,1-Dichloroethane	ND		1.00		ug/L			10/12/20 19:01	1
1,2-Dichloroethane	ND		1.00		ug/L			10/12/20 19:01	1
1,1-Dichloroethene	ND		1.00		ug/L			10/12/20 19:01	1
1,2-Dichloropropane	ND		1.00		ug/L			10/12/20 19:01	1
Diisopropyl ether	ND		1.00		ug/L			10/12/20 19:01	1
Ethylbenzene	ND		1.00		ug/L			10/12/20 19:01	1
Ethyl tert-butyl ether	ND		1.00		ug/L			10/12/20 19:01	1
Freon 113	ND		1.00		ug/L			10/12/20 19:01	1
2-Hexanone	ND		25.0		ug/L			10/12/20 19:01	1
Isopropylbenzene	ND		1.00		ug/L			10/12/20 19:01	1
Methyl acetate	ND		5.00		ug/L			10/12/20 19:01	1
Methylcyclohexane	ND		1.00		ug/L			10/12/20 19:01	1
Methylene Chloride	ND		5.00		ug/L			10/12/20 19:01	1
4-Methyl-2-pentanone (MIBK)	ND		25.0		ug/L			10/12/20 19:01	1
Methyl tert-butyl ether	ND		1.00		ug/L			10/12/20 19:01	1
m,p-Xylene	ND		5.00		ug/L			10/12/20 19:01	1
Naphthalene	ND		1.00		ug/L			10/12/20 19:01	1
o-Xylene	ND		5.00		ug/L			10/12/20 19:01	1
Styrene	ND		1.00		ug/L			10/12/20 19:01	1
Tert-amyl methyl ether	ND		1.00		ug/L			10/12/20 19:01	1
tert-Butyl alcohol (TBA)	ND		10.0		ug/L			10/12/20 19:01	1
1,1,2,2-Tetrachloroethane	ND		1.00		ug/L			10/12/20 19:01	1
Tetrachloroethene	ND		1.00		ug/L			10/12/20 19:01	1
Toluene	ND		1.00		ug/L			10/12/20 19:01	1
trans-1,2-Dichloroethene	ND		1.00		ug/L			10/12/20 19:01	1
trans-1,3-Dichloropropene	ND		5.00		ug/L			10/12/20 19:01	1
1,2,3-Trichlorobenzene	ND		1.00		ug/L			10/12/20 19:01	1
1,2,4-Trichlorobenzene	ND		1.00		ug/L			10/12/20 19:01	1
1,1,1-Trichloroethane	ND		1.00		ug/L			10/12/20 19:01	1
1,1,2-Trichloroethane	ND		5.00		ug/L			10/12/20 19:01	1

Eurofins TestAmerica, Pensacola



# QC Sample Results

Client: AECOM  
Project/Site: 7-11 No 22281 (MD)

Job ID: 400-193976-1

## Method: 8260B - Volatile Organic Compounds (GC/MS) (Continued)

**Lab Sample ID: MB 400-506377/7**  
**Matrix: Water**  
**Analysis Batch: 506377**

**Client Sample ID: Method Blank**  
**Prep Type: Total/NA**

Analyte	MB Result	MB Qualifier	RL	MDL	Unit	D	Prepared	Analyzed	Dil Fac
Trichloroethene	ND		1.00		ug/L			10/12/20 19:01	1
Trichlorofluoromethane	ND		1.00		ug/L			10/12/20 19:01	1
1,2,4-Trimethylbenzene	ND		1.00		ug/L			10/12/20 19:01	1
1,3,5-Trimethylbenzene	ND		1.00		ug/L			10/12/20 19:01	1
Vinyl chloride	ND		1.00		ug/L			10/12/20 19:01	1
Xylenes, Total	ND		10.0		ug/L			10/12/20 19:01	1

Surrogate	MB %Recovery	MB Qualifier	Limits	Prepared	Analyzed	Dil Fac
4-Bromofluorobenzene	100		78 - 118		10/12/20 19:01	1
Dibromofluoromethane	103		81 - 121		10/12/20 19:01	1
Toluene-d8 (Surr)	99		80 - 120		10/12/20 19:01	1

**Lab Sample ID: LCS 400-506377/1005**  
**Matrix: Water**  
**Analysis Batch: 506377**

**Client Sample ID: Lab Control Sample**  
**Prep Type: Total/NA**

Analyte	Spike Added	LCS Result	LCS Qualifier	Unit	D	%Rec	%Rec. Limits
Acetone	200	227.6		ug/L		114	43 - 160
Benzene	50.0	41.25		ug/L		83	70 - 130
Bromochloromethane	50.0	43.42		ug/L		87	70 - 130
Bromodichloromethane	50.0	41.88		ug/L		84	67 - 133
Bromoform	50.0	49.86		ug/L		100	57 - 140
Bromomethane	50.0	45.82		ug/L		92	10 - 160
2-Butanone (MEK)	200	186.8		ug/L		93	61 - 145
Carbon disulfide	50.0	40.38		ug/L		81	61 - 137
Carbon tetrachloride	50.0	43.44		ug/L		87	61 - 137
Chlorobenzene	50.0	42.52		ug/L		85	70 - 130
Chlorodibromomethane	50.0	45.64		ug/L		91	67 - 135
Chloroethane	50.0	43.57		ug/L		87	55 - 141
Chloroform	50.0	41.44		ug/L		83	69 - 130
Chloromethane	50.0	50.37		ug/L		101	58 - 137
cis-1,2-Dichloroethene	50.0	43.00		ug/L		86	68 - 130
cis-1,3-Dichloropropene	50.0	41.84		ug/L		84	69 - 132
Cyclohexane	50.0	39.50		ug/L		79	70 - 130
1,2-Dibromo-3-Chloropropane	50.0	48.98		ug/L		98	54 - 135
1,2-Dibromoethane (EDB)	50.0	43.24		ug/L		86	70 - 130
1,2-Dichlorobenzene	50.0	44.21		ug/L		88	67 - 130
1,3-Dichlorobenzene	50.0	44.01		ug/L		88	70 - 130
1,4-Dichlorobenzene	50.0	45.73		ug/L		91	70 - 130
Dichlorodifluoromethane	50.0	53.17		ug/L		106	41 - 146
1,1-Dichloroethane	50.0	41.99		ug/L		84	70 - 130
1,2-Dichloroethane	50.0	42.03		ug/L		84	69 - 130
1,1-Dichloroethene	50.0	39.73		ug/L		79	63 - 134
1,2-Dichloropropane	50.0	42.49		ug/L		85	70 - 130
Diisopropyl ether	50.0	41.51		ug/L		83	64 - 132
Ethylbenzene	50.0	41.31		ug/L		83	70 - 130
Ethyl tert-butyl ether	50.0	41.29		ug/L		83	55 - 133
Freon 113	50.0	40.55		ug/L		81	60 - 139

Eurofins TestAmerica, Pensacola

# QC Sample Results

Client: AECOM  
Project/Site: 7-11 No 22281 (MD)

Job ID: 400-193976-1

## Method: 8260B - Volatile Organic Compounds (GC/MS) (Continued)

**Lab Sample ID: LCS 400-506377/1005**  
**Matrix: Water**  
**Analysis Batch: 506377**

**Client Sample ID: Lab Control Sample**  
**Prep Type: Total/NA**

Analyte	Spike Added	LCS Result	LCS Qualifier	Unit	D	%Rec	%Rec. Limits
2-Hexanone	200	198.3		ug/L		99	65 - 137
Isopropylbenzene	50.0	40.95		ug/L		82	70 - 130
Methyl acetate	100	95.24		ug/L		95	45 - 159
Methylcyclohexane	50.0	39.87		ug/L		80	70 - 130
Methylene Chloride	50.0	43.34		ug/L		87	66 - 135
4-Methyl-2-pentanone (MIBK)	200	188.8		ug/L		94	69 - 138
Methyl tert-butyl ether	50.0	44.40		ug/L		89	66 - 130
m,p-Xylene	50.0	41.16		ug/L		82	70 - 130
Naphthalene	50.0	41.56		ug/L		83	47 - 149
o-Xylene	50.0	40.79		ug/L		82	70 - 130
Styrene	50.0	42.81		ug/L		86	70 - 130
Tert-amyl methyl ether	50.0	43.30		ug/L		87	52 - 132
tert-Butyl alcohol (TBA)	500	525.1		ug/L		105	46 - 143
1,1,2,2-Tetrachloroethane	50.0	45.12		ug/L		90	70 - 131
Tetrachloroethene	50.0	40.19		ug/L		80	65 - 130
Toluene	50.0	41.55		ug/L		83	70 - 130
trans-1,2-Dichloroethene	50.0	40.59		ug/L		81	70 - 130
trans-1,3-Dichloropropene	50.0	42.41		ug/L		85	63 - 130
1,2,3-Trichlorobenzene	50.0	44.10		ug/L		88	60 - 138
1,2,4-Trichlorobenzene	50.0	44.47		ug/L		89	60 - 140
1,1,1-Trichloroethane	50.0	41.93		ug/L		84	68 - 130
1,1,2-Trichloroethane	50.0	42.52		ug/L		85	70 - 130
Trichloroethene	50.0	39.93		ug/L		80	70 - 130
Trichlorofluoromethane	50.0	43.58		ug/L		87	65 - 138
1,2,4-Trimethylbenzene	50.0	43.22		ug/L		86	70 - 130
1,3,5-Trimethylbenzene	50.0	43.02		ug/L		86	69 - 130
Vinyl chloride	50.0	48.92		ug/L		98	59 - 136
Xylenes, Total	100	81.95		ug/L		82	70 - 130

Surrogate	LCS %Recovery	LCS Qualifier	Limits
4-Bromofluorobenzene	98		78 - 118
Dibromofluoromethane	98		81 - 121
Toluene-d8 (Surr)	99		80 - 120

## Method: 8015C - Gasoline Range Organics (GRO) (GC)

**Lab Sample ID: MB 400-506111/4**  
**Matrix: Water**  
**Analysis Batch: 506111**

**Client Sample ID: Method Blank**  
**Prep Type: Total/NA**

Analyte	MB Result	MB Qualifier	RL	MDL	Unit	D	Prepared	Analyzed	Dil Fac
C6-C10	ND		47.0		ug/L			10/09/20 03:35	1

Surrogate	MB %Recovery	MB Qualifier	Limits	Prepared	Analyzed	Dil Fac
a,a,a-Trifluorotoluene (fid)	106		78 - 119		10/09/20 03:35	1

Eurofins TestAmerica, Pensacola

# QC Sample Results

Client: AECOM  
Project/Site: 7-11 No 22281 (MD)

Job ID: 400-193976-1

## Method: 8015C - Gasoline Range Organics (GRO) (GC) (Continued)

**Lab Sample ID: LCS 400-506111/3**  
**Matrix: Water**  
**Analysis Batch: 506111**

**Client Sample ID: Lab Control Sample**  
**Prep Type: Total/NA**

Analyte	Spike Added	LCS Result	LCS Qualifier	Unit	D	%Rec	%Rec. Limits
C6-C10	1000	993.9		ug/L		99	85 - 115
<b>Surrogate</b>	<b>%Recovery</b>	<b>LCS</b>	<b>Qualifier</b>	<b>Limits</b>			
<i>a,a,a-Trifluorotoluene (fid)</i>	105			78 - 119			

**Lab Sample ID: 400-193976-1 MS**  
**Matrix: Water**  
**Analysis Batch: 506111**

**Client Sample ID: MW4A**  
**Prep Type: Total/NA**

Analyte	Sample Result	Sample Qualifier	Spike Added	MS Result	MS Qualifier	Unit	D	%Rec	%Rec. Limits
C6-C10	ND		1000	1007		ug/L		101	35 - 150
<b>Surrogate</b>	<b>%Recovery</b>	<b>MS</b>	<b>Qualifier</b>	<b>Limits</b>					
<i>a,a,a-Trifluorotoluene (fid)</i>	111			78 - 119					

**Lab Sample ID: 400-193976-1 MSD**  
**Matrix: Water**  
**Analysis Batch: 506111**

**Client Sample ID: MW4A**  
**Prep Type: Total/NA**

Analyte	Sample Result	Sample Qualifier	Spike Added	MSD Result	MSD Qualifier	Unit	D	%Rec	%Rec. Limits	RPD	RPD Limit
C6-C10	ND		1000	979.7		ug/L		98	35 - 150	3	15
<b>Surrogate</b>	<b>%Recovery</b>	<b>MSD</b>	<b>Qualifier</b>	<b>Limits</b>							
<i>a,a,a-Trifluorotoluene (fid)</i>	112			78 - 119							

# Lab Chronicle

Client: AECOM  
Project/Site: 7-11 No 22281 (MD)

Job ID: 400-193976-1

## Client Sample ID: MW4A

Lab Sample ID: 400-193976-1

Date Collected: 09/29/20 13:10

Matrix: Water

Date Received: 10/03/20 08:59

Prep Type	Batch Type	Batch Method	Run	Dil Factor	Initial Amount	Final Amount	Batch Number	Prepared or Analyzed	Analyst	Lab
Total/NA	Analysis	8260B		1	5 mL	5 mL	506309	10/10/20 15:08	WPD	TAL PEN
Total/NA	Analysis	8015C		1	5 mL	5 mL	506111	10/09/20 04:02	GRK	TAL PEN

## Client Sample ID: MW4B

Lab Sample ID: 400-193976-2

Date Collected: 09/29/20 14:35

Matrix: Water

Date Received: 10/03/20 08:59

Prep Type	Batch Type	Batch Method	Run	Dil Factor	Initial Amount	Final Amount	Batch Number	Prepared or Analyzed	Analyst	Lab
Total/NA	Analysis	8260B		1	5 mL	5 mL	506309	10/10/20 15:43	WPD	TAL PEN
Total/NA	Analysis	8015C		1	5 mL	5 mL	506111	10/09/20 04:30	GRK	TAL PEN

## Client Sample ID: MW6

Lab Sample ID: 400-193976-3

Date Collected: 09/29/20 16:10

Matrix: Water

Date Received: 10/03/20 08:59

Prep Type	Batch Type	Batch Method	Run	Dil Factor	Initial Amount	Final Amount	Batch Number	Prepared or Analyzed	Analyst	Lab
Total/NA	Analysis	8260B		1	5 mL	5 mL	506309	10/10/20 16:18	WPD	TAL PEN
Total/NA	Analysis	8015C		1	5 mL	5 mL	506111	10/09/20 04:57	GRK	TAL PEN

## Client Sample ID: MW8A

Lab Sample ID: 400-193976-4

Date Collected: 09/29/20 12:05

Matrix: Water

Date Received: 10/03/20 08:59

Prep Type	Batch Type	Batch Method	Run	Dil Factor	Initial Amount	Final Amount	Batch Number	Prepared or Analyzed	Analyst	Lab
Total/NA	Analysis	8260B		1	5 mL	5 mL	506309	10/10/20 16:53	WPD	TAL PEN
Total/NA	Analysis	8015C		1	5 mL	5 mL	506111	10/09/20 05:23	GRK	TAL PEN

## Client Sample ID: MW8B

Lab Sample ID: 400-193976-5

Date Collected: 09/29/20 11:30

Matrix: Water

Date Received: 10/03/20 08:59

Prep Type	Batch Type	Batch Method	Run	Dil Factor	Initial Amount	Final Amount	Batch Number	Prepared or Analyzed	Analyst	Lab
Total/NA	Analysis	8260B		1	5 mL	5 mL	506309	10/10/20 17:27	WPD	TAL PEN
Total/NA	Analysis	8015C		1	5 mL	5 mL	506111	10/09/20 05:52	GRK	TAL PEN

## Client Sample ID: MW8C

Lab Sample ID: 400-193976-6

Date Collected: 09/29/20 12:35

Matrix: Water

Date Received: 10/03/20 08:59

Prep Type	Batch Type	Batch Method	Run	Dil Factor	Initial Amount	Final Amount	Batch Number	Prepared or Analyzed	Analyst	Lab
Total/NA	Analysis	8260B		1	5 mL	5 mL	506309	10/10/20 18:01	WPD	TAL PEN
Total/NA	Analysis	8015C		1	5 mL	5 mL	506111	10/09/20 06:18	GRK	TAL PEN

# Lab Chronicle

Client: AECOM  
Project/Site: 7-11 No 22281 (MD)

Job ID: 400-193976-1

## Client Sample ID: MW9

Lab Sample ID: 400-193976-7

Date Collected: 09/29/20 13:55

Matrix: Water

Date Received: 10/03/20 08:59

Prep Type	Batch Type	Batch Method	Run	Dil Factor	Initial Amount	Final Amount	Batch Number	Prepared or Analyzed	Analyst	Lab
Total/NA	Analysis	8260B		1	5 mL	5 mL	506309	10/10/20 18:36	WPD	TAL PEN
Total/NA	Analysis	8015C		1	5 mL	5 mL	506111	10/09/20 08:32	GRK	TAL PEN

## Client Sample ID: MW10

Lab Sample ID: 400-193976-8

Date Collected: 09/29/20 15:05

Matrix: Water

Date Received: 10/03/20 08:59

Prep Type	Batch Type	Batch Method	Run	Dil Factor	Initial Amount	Final Amount	Batch Number	Prepared or Analyzed	Analyst	Lab
Total/NA	Analysis	8260B		1	5 mL	5 mL	506377	10/12/20 21:40	AMB	TAL PEN
Total/NA	Analysis	8015C		1	5 mL	5 mL	506111	10/09/20 08:59	GRK	TAL PEN

## Client Sample ID: MW11

Lab Sample ID: 400-193976-9

Date Collected: 09/29/20 15:30

Matrix: Water

Date Received: 10/03/20 08:59

Prep Type	Batch Type	Batch Method	Run	Dil Factor	Initial Amount	Final Amount	Batch Number	Prepared or Analyzed	Analyst	Lab
Total/NA	Analysis	8260B		1	5 mL	5 mL	506377	10/12/20 22:06	AMB	TAL PEN
Total/NA	Analysis	8015C		1	5 mL	5 mL	506111	10/09/20 09:26	GRK	TAL PEN

## Client Sample ID: MW12

Lab Sample ID: 400-193976-10

Date Collected: 09/29/20 13:35

Matrix: Water

Date Received: 10/03/20 08:59

Prep Type	Batch Type	Batch Method	Run	Dil Factor	Initial Amount	Final Amount	Batch Number	Prepared or Analyzed	Analyst	Lab
Total/NA	Analysis	8260B		1	5 mL	5 mL	506377	10/12/20 22:33	AMB	TAL PEN
Total/NA	Analysis	8015C		1	5 mL	5 mL	506111	10/09/20 09:53	GRK	TAL PEN

## Client Sample ID: MW13

Lab Sample ID: 400-193976-11

Date Collected: 09/29/20 14:25

Matrix: Water

Date Received: 10/03/20 08:59

Prep Type	Batch Type	Batch Method	Run	Dil Factor	Initial Amount	Final Amount	Batch Number	Prepared or Analyzed	Analyst	Lab
Total/NA	Analysis	8260B		1	5 mL	5 mL	506377	10/12/20 22:59	AMB	TAL PEN
Total/NA	Analysis	8015C		1	5 mL	5 mL	506111	10/09/20 10:19	GRK	TAL PEN

## Client Sample ID: HW 3

Lab Sample ID: 400-193976-12

Date Collected: 09/29/20 15:50

Matrix: Water

Date Received: 10/03/20 08:59

Prep Type	Batch Type	Batch Method	Run	Dil Factor	Initial Amount	Final Amount	Batch Number	Prepared or Analyzed	Analyst	Lab
Total/NA	Analysis	8260B		1	5 mL	5 mL	506377	10/12/20 23:26	AMB	TAL PEN

# Lab Chronicle

Client: AECOM  
Project/Site: 7-11 No 22281 (MD)

Job ID: 400-193976-1

**Client Sample ID: Method Blank**

**Lab Sample ID: MB 400-506111/4**

Date Collected: N/A

Matrix: Water

Date Received: N/A

Prep Type	Batch Type	Batch Method	Run	Dil Factor	Initial Amount	Final Amount	Batch Number	Prepared or Analyzed	Analyst	Lab
Total/NA	Analysis	8015C		1	5 mL	5 mL	506111	10/09/20 03:35	GRK	TAL PEN

**Client Sample ID: Method Blank**

**Lab Sample ID: MB 400-506309/4**

Date Collected: N/A

Matrix: Water

Date Received: N/A

Prep Type	Batch Type	Batch Method	Run	Dil Factor	Initial Amount	Final Amount	Batch Number	Prepared or Analyzed	Analyst	Lab
Total/NA	Analysis	8260B		1	5 mL	5 mL	506309	10/10/20 08:26	WPD	TAL PEN

**Client Sample ID: Method Blank**

**Lab Sample ID: MB 400-506377/7**

Date Collected: N/A

Matrix: Water

Date Received: N/A

Prep Type	Batch Type	Batch Method	Run	Dil Factor	Initial Amount	Final Amount	Batch Number	Prepared or Analyzed	Analyst	Lab
Total/NA	Analysis	8260B		1	5 mL	5 mL	506377	10/12/20 19:01	AMB	TAL PEN

**Client Sample ID: Lab Control Sample**

**Lab Sample ID: LCS 400-506111/3**

Date Collected: N/A

Matrix: Water

Date Received: N/A

Prep Type	Batch Type	Batch Method	Run	Dil Factor	Initial Amount	Final Amount	Batch Number	Prepared or Analyzed	Analyst	Lab
Total/NA	Analysis	8015C		1	5 mL	5 mL	506111	10/09/20 03:08	GRK	TAL PEN

**Client Sample ID: Lab Control Sample**

**Lab Sample ID: LCS 400-506309/1002**

Date Collected: N/A

Matrix: Water

Date Received: N/A

Prep Type	Batch Type	Batch Method	Run	Dil Factor	Initial Amount	Final Amount	Batch Number	Prepared or Analyzed	Analyst	Lab
Total/NA	Analysis	8260B		1	5 mL	5 mL	506309	10/10/20 07:15	WPD	TAL PEN

**Client Sample ID: Lab Control Sample**

**Lab Sample ID: LCS 400-506377/1005**

Date Collected: N/A

Matrix: Water

Date Received: N/A

Prep Type	Batch Type	Batch Method	Run	Dil Factor	Initial Amount	Final Amount	Batch Number	Prepared or Analyzed	Analyst	Lab
Total/NA	Analysis	8260B		1	5 mL	5 mL	506377	10/12/20 18:01	AMB	TAL PEN

**Client Sample ID: MW4A**

**Lab Sample ID: 400-193976-1 MS**

Date Collected: 09/29/20 13:10

Matrix: Water

Date Received: 10/03/20 08:59

Prep Type	Batch Type	Batch Method	Run	Dil Factor	Initial Amount	Final Amount	Batch Number	Prepared or Analyzed	Analyst	Lab
Total/NA	Analysis	8015C		1	5 mL	5 mL	506111	10/09/20 06:45	GRK	TAL PEN

# Lab Chronicle

Client: AECOM  
Project/Site: 7-11 No 22281 (MD)

Job ID: 400-193976-1

**Client Sample ID: MW4A**  
**Date Collected: 09/29/20 13:10**  
**Date Received: 10/03/20 08:59**

**Lab Sample ID: 400-193976-1 MSD**  
**Matrix: Water**

Prep Type	Batch Type	Batch Method	Run	Dil Factor	Initial Amount	Final Amount	Batch Number	Prepared or Analyzed	Analyst	Lab
Total/NA	Analysis	8015C		1	5 mL	5 mL	506111	10/09/20 07:12	GRK	TAL PEN

**Laboratory References:**

TAL PEN = Eurofins TestAmerica, Pensacola, 3355 McLemore Drive, Pensacola, FL 32514, TEL (850)474-1001

- 1
- 2
- 3
- 4
- 5
- 6
- 7
- 8
- 9
- 10
- 11
- 12
- 13
- 14
- 15

# Method Summary

Client: AECOM  
Project/Site: 7-11 No 22281 (MD)

Job ID: 400-193976-1

Method	Method Description	Protocol	Laboratory
8260B	Volatile Organic Compounds (GC/MS)	SW846	TAL PEN
8015C	Gasoline Range Organics (GRO) (GC)	SW846	TAL PEN
5030B	Purge and Trap	SW846	TAL PEN
5030C	Purge and Trap	SW846	TAL PEN

**Protocol References:**

SW846 = "Test Methods For Evaluating Solid Waste, Physical/Chemical Methods", Third Edition, November 1986 And Its Updates.

**Laboratory References:**

TAL PEN = Eurofins TestAmerica, Pensacola, 3355 McLemore Drive, Pensacola, FL 32514, TEL (850)474-1001





# Accreditation/Certification Summary

Client: AECOM  
 Project/Site: 7-11 No 22281 (MD)

Job ID: 400-193976-1

## Laboratory: Eurofins TestAmerica, Pensacola

All accreditations/certifications held by this laboratory are listed. Not all accreditations/certifications are applicable to this report.

Authority	Program	Identification Number	Expiration Date
Alabama	State	40150	06-30-21
ANAB	ISO/IEC 17025	L2471	02-23-23
Arizona	State	AZ0710	01-13-21
Arkansas DEQ	State	88-0689	09-02-21
California	State	2510	06-30-21
Florida	NELAP	E81010	06-30-21
Georgia	State	E81010(FL)	06-30-21
Iowa	State	367	08-01-22
Kansas	NELAP	E-10253	10-31-20
Kentucky (UST)	State	53	06-30-21
Kentucky (WW)	State	KY98030	12-31-20
Louisiana	NELAP	30976	06-30-21
Louisiana (DW)	State	LA017	12-31-20
Maryland	State	233	09-30-21
Massachusetts	State	M-FL094	06-30-21
Michigan	State	9912	06-30-21
Minnesota	NELAP	012-999-481	12-31-20
New Jersey	NELAP	FL006	06-30-21
New York	NELAP	12115	04-01-21
North Carolina (WW/SW)	State	314	12-31-20
Oklahoma	State	9810-186	08-31-21
Pennsylvania	NELAP	68-00467	01-31-21
Rhode Island	State	LAO00307	12-30-20
South Carolina	State	96026002	06-30-21
Tennessee	State	TN02907	06-30-21
Texas	NELAP	T104704286	09-30-21
US Fish & Wildlife	US Federal Programs	058448	07-31-21
USDA	US Federal Programs	P330-18-00148	05-17-21
Virginia	NELAP	460166	06-14-21
Washington	State	C915	05-15-21
West Virginia DEP	State	136	12-31-20

Pensacola, FL 32514-7045  
phone 850.474.1001 fax 850.474.4789

Regulatory Program:  DW  NPDES  RCRA  Other:

TestAmerica Laboratories, Inc.

**Client Contact**  
Project Manager: Rachael Allen  
Direct Line: 410-379-6837

**Analysis Turnaround Time**  
 CALENDAR DAYS  WORKING-DAYS  
TAT if different from Below: Standard

2 weeks  
 1 week  
 2 days  
 1 day

Project Name: 7-Eleven Fallston  
Site: Store 22281 (7-Eleven Fallston, MD)  
P O #

Sample Identification	Sample Date	Sample Time	Sample Type (C=Comp, G=Grab)	Matrix	# of Cont.	Filtered Sample (Y/N)	Perform MS/MSD (Y/N)	8268B Standard List + Oxy.	TPH-GRO 8015C (C6-C10)	Naphthalene	Full VOCs+Oxy	Carrier:	COC No:
MW1	4/29/20	1310	G	W	2	N	N						1 of 1 COCs
MW4a		1310	G		2	N	N						For Lab Use Only: Walk-in Client: Lab Sampling:
MW4b		1335	G		2	N	N						W/O #: WO312146 AECOM's Job #60144763
MW5					2	N	N						Sample Specific Notes:
MW6		1010			2	N	N						
MW7					2	N	N						
MW8a		1205			2	N	N						
MW8b		1130			2	N	N						
MW8c		1235			2	N	N						
MW9		1355			2	N	N						
MW10		1505			2	N	N						
MW11		1530			2	N	N						
MW12		1335			2	N	N						
MW13		1425			2	N	N						
HW 3		1550			2	N	N						

Preservation Used: 1= Ice, 2= HCl; 3= H2SO4; 4=HNO3; 5=NaOH; 6= Other

Possible Hazard Identification: Are any samples from a listed EPA Hazardous Waste? Please List any EPA Waste Codes for the sample in the Comments Section if the lab is to dispose of the sample.

Non-Hazard  Flammable  Skin Irritant  Poison B  Unknown

Return to Client  Disposal by Lab  Archive for \_\_\_\_\_ Months

Therm ID No.: \_\_\_\_\_

Received by: M. Parsons Date/Time: 4/29/20 10:52

Received by: BTB B&T Date/Time: 10/28/19

Received in Laboratory by: M. Parsons Date/Time: 10-03-20 8:59

Custody Seal No.: \_\_\_\_\_

Company: AECOM

Company: BTB B&T

Company: AECOM



# Login Sample Receipt Checklist

Client: AECOM

Job Number: 400-193976-1

**Login Number: 193976**

**List Source: Eurofins TestAmerica, Pensacola**

**List Number: 1**

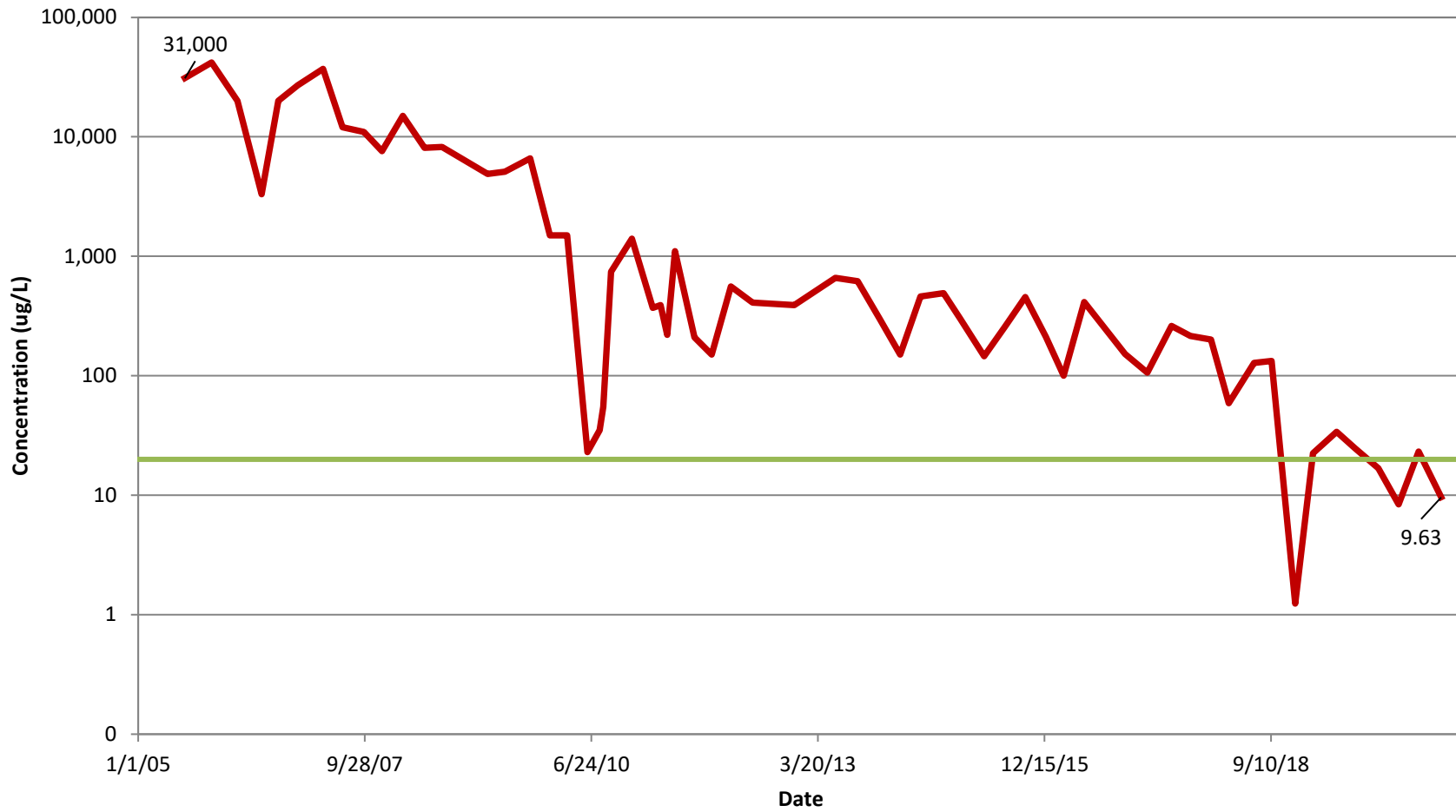
**Creator: Hinrichsen, Megan E**

Question	Answer	Comment
Radioactivity wasn't checked or is <math>\leq</math> background as measured by a survey meter.	N/A	
The cooler's custody seal, if present, is intact.	True	
Sample custody seals, if present, are intact.	N/A	
The cooler or samples do not appear to have been compromised or tampered with.	True	
Samples were received on ice.	True	
Cooler Temperature is acceptable.	True	
Cooler Temperature is recorded.	True	2.4°C IR-7
COC is present.	True	
COC is filled out in ink and legible.	True	
COC is filled out with all pertinent information.	True	
Is the Field Sampler's name present on COC?	True	
There are no discrepancies between the containers received and the COC.	True	
Samples are received within Holding Time (excluding tests with immediate HTs)	True	
Sample containers have legible labels.	True	
Containers are not broken or leaking.	True	
Sample collection date/times are provided.	True	
Appropriate sample containers are used.	True	
Sample bottles are completely filled.	True	
Sample Preservation Verified.	N/A	
There is sufficient vol. for all requested analyses, incl. any requested MS/MSDs	True	
Containers requiring zero headspace have no headspace or bubble is <math><6\text{mm}</math> (1/4").	True	
Multiphasic samples are not present.	True	
Samples do not require splitting or compositing.	True	
Residual Chlorine Checked.	N/A	



**ATTACHMENT B**  
**MTBE Concentration Trend Graphs**

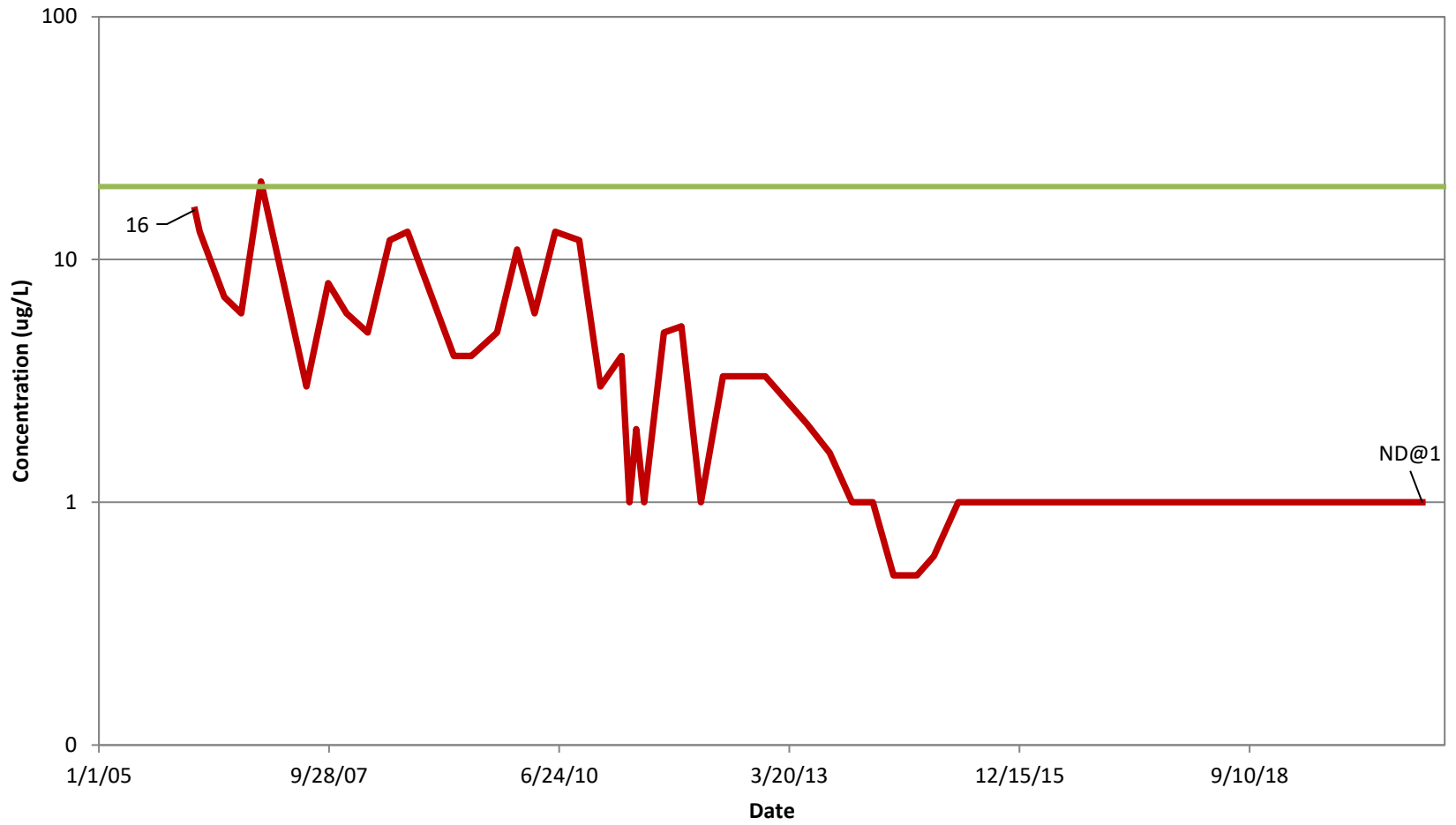
# MTBE Concentrations Trend Graph MW-4A



Note: Non-Detect (ND) concentrations are included as values at the laboratory detection limit.

— MTBE (ug/L)  
— MDE MTBE Cleanup Level (20 ug/L)

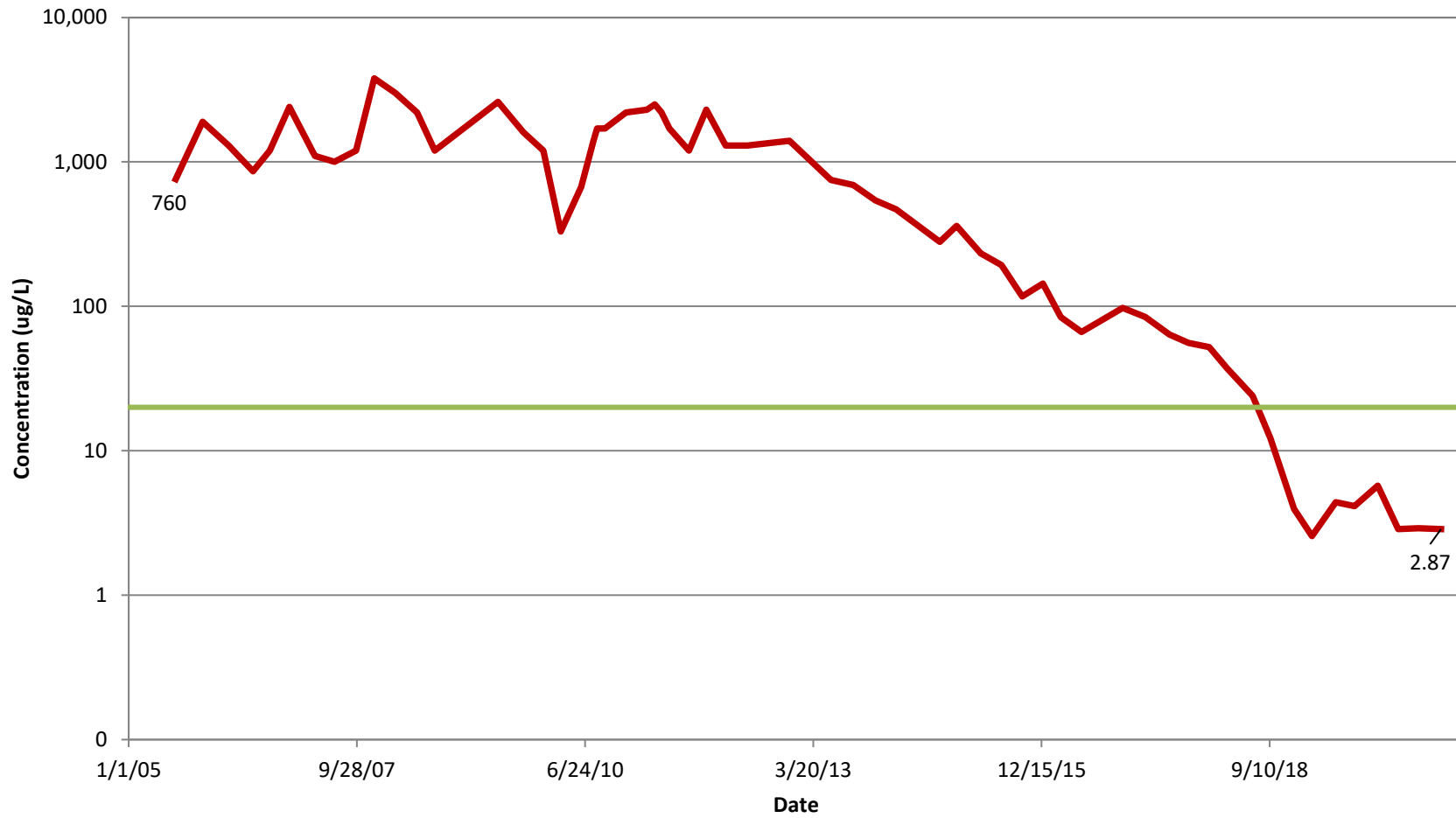
# MTBE Concentrations Trend Graph MW-4B



Note: Non-Detect (ND) concentrations are included as values at the laboratory detection limit.

— MTBE (ug/L)  
— MDE MTBE Cleanup Level (20 ug/L)

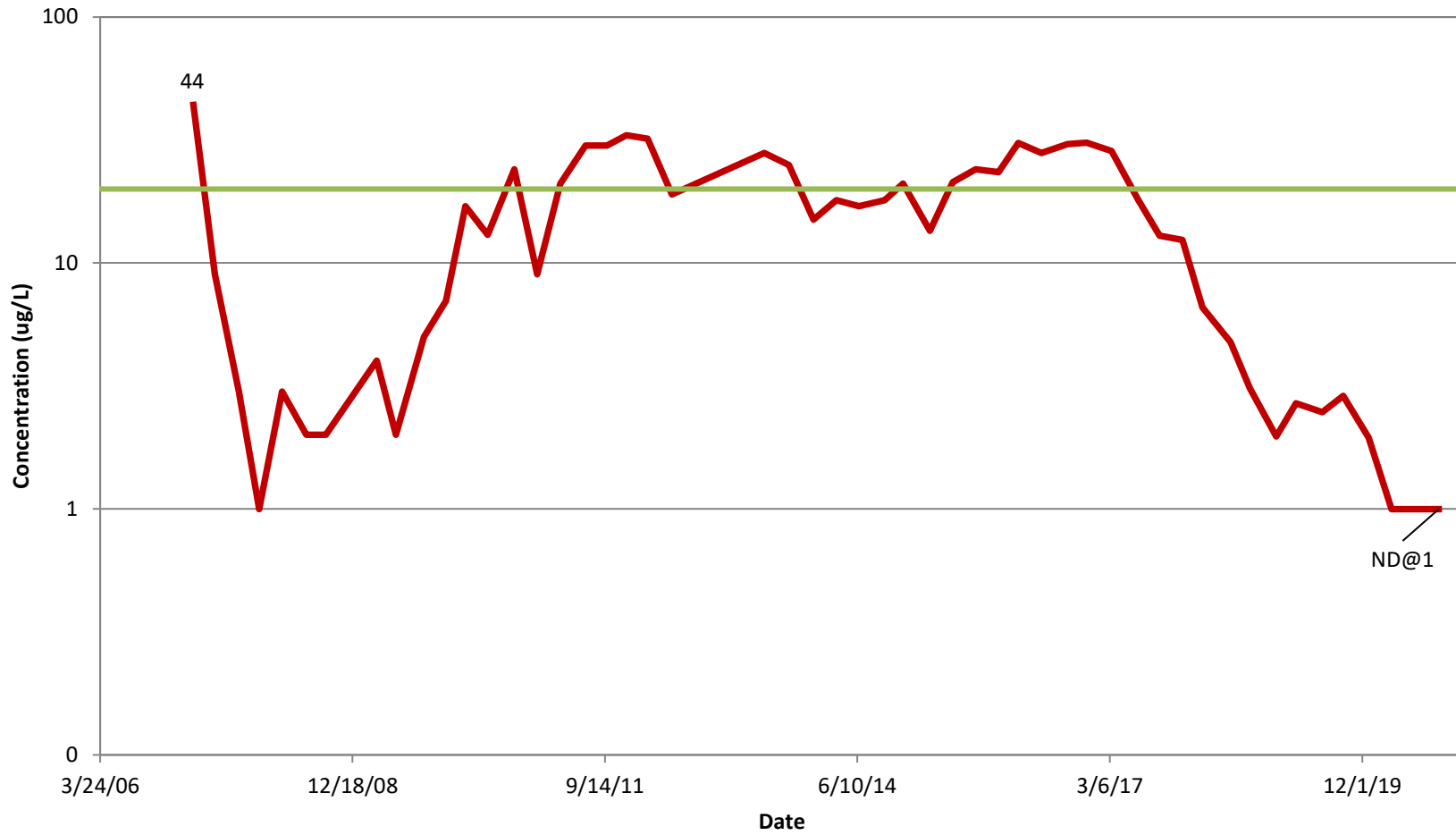
# MTBE Concentrations Trend Graph MW-6



Note: Non-Detect (ND) concentrations are included as values at the laboratory detection limit.

— MTBE (ug/L)  
— MDE MTBE Cleanup Level (20 ug/L)

# MTBE Concentrations Trend Graph MW-8A

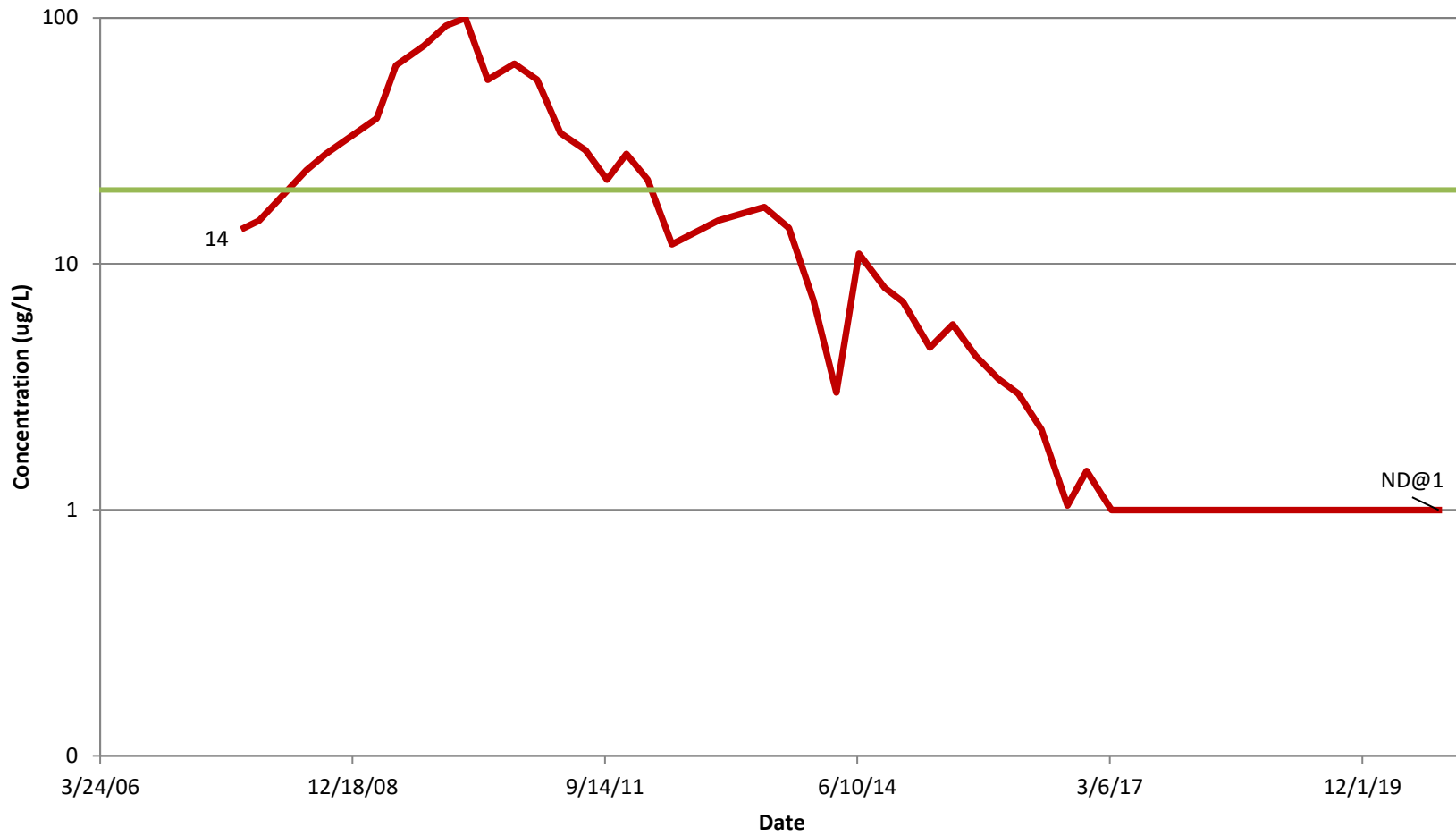


Note: Non-Detect (ND) concentrations are included as values at the laboratory detection limit.

— MTBE (ug/L)  
— MDE MTBE Cleanup Level (20 ug/L)



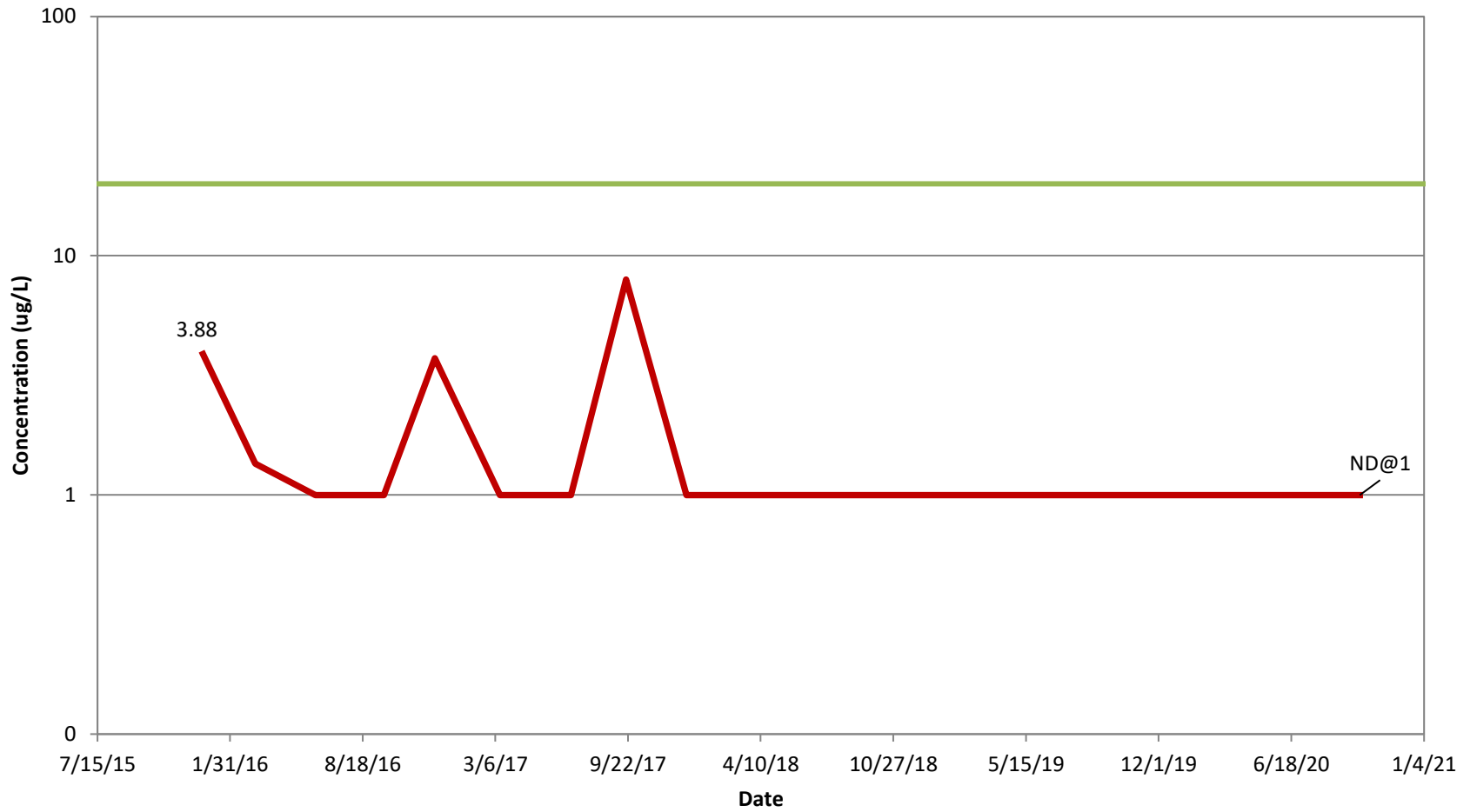
# MTBE Concentrations Trend Graph MW-8B



Note: Non-Detect (ND) concentrations are included as values at the laboratory detection limit.

— MTBE (ug/L)  
— MDE MTBE Cleanup Level (20 ug/L)

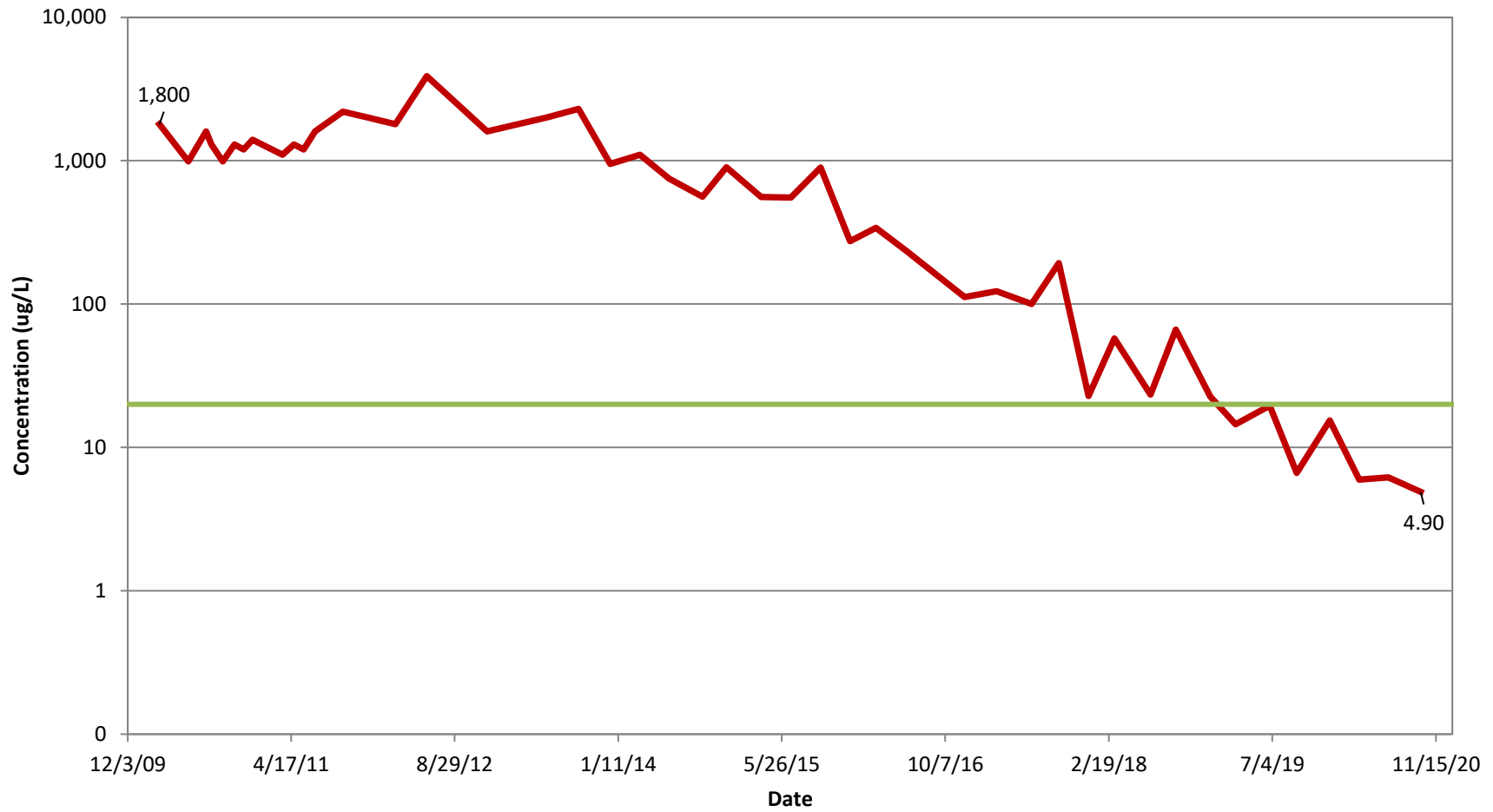
# MTBE Concentrations Trend Graph MW-8C



Note: Non-Detect (ND) concentrations are included as values at the laboratory detection limit.

— MTBE (ug/L)  
— MDE MTBE Cleanup Level (20 ug/L)

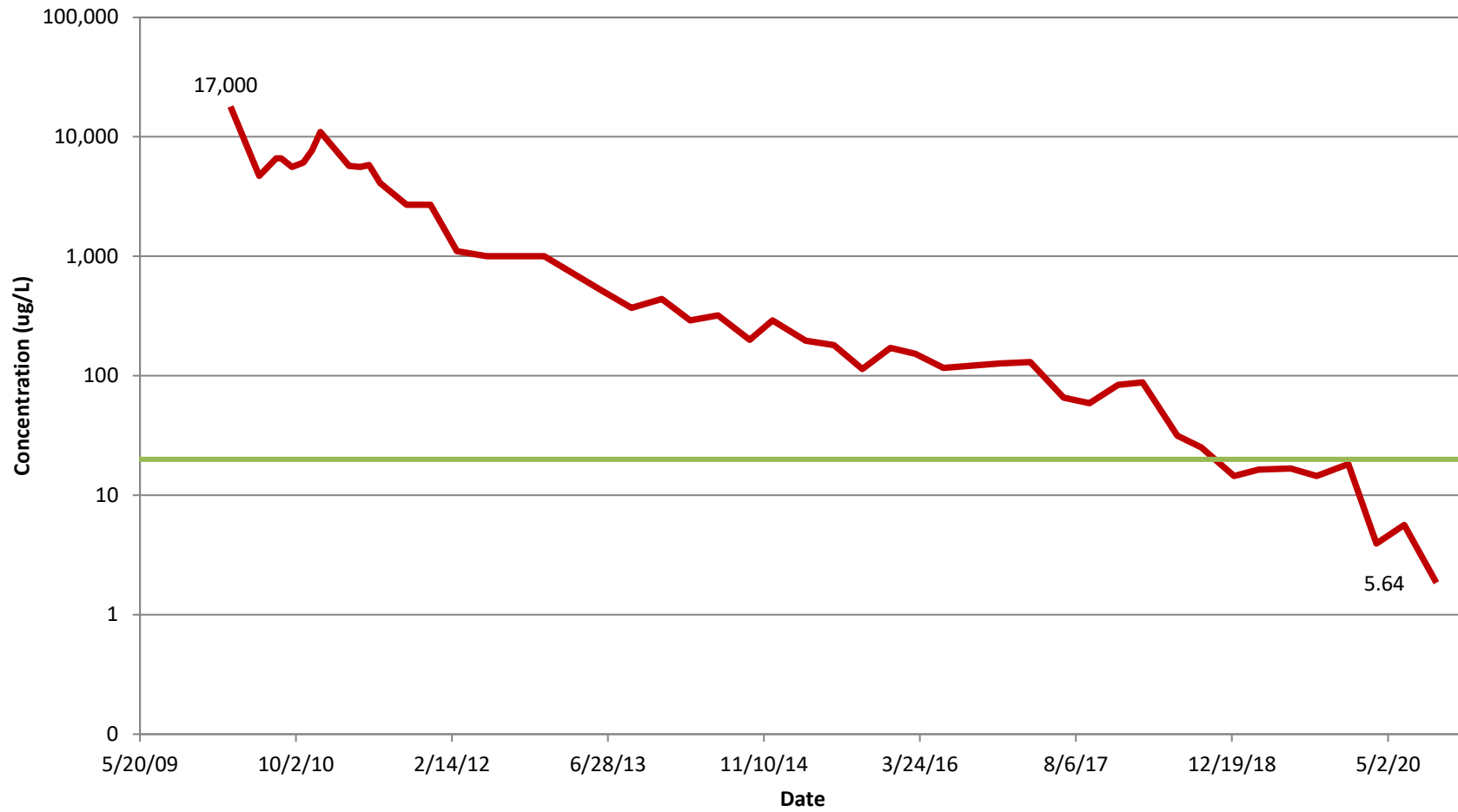
# MTBE Concentrations Trend Graph MW-9



Note: Non-Detect (ND) concentrations are included as values at the laboratory detection limit.

— MTBE (ug/L)  
— MDE MTBE Cleanup Level (20 ug/L)

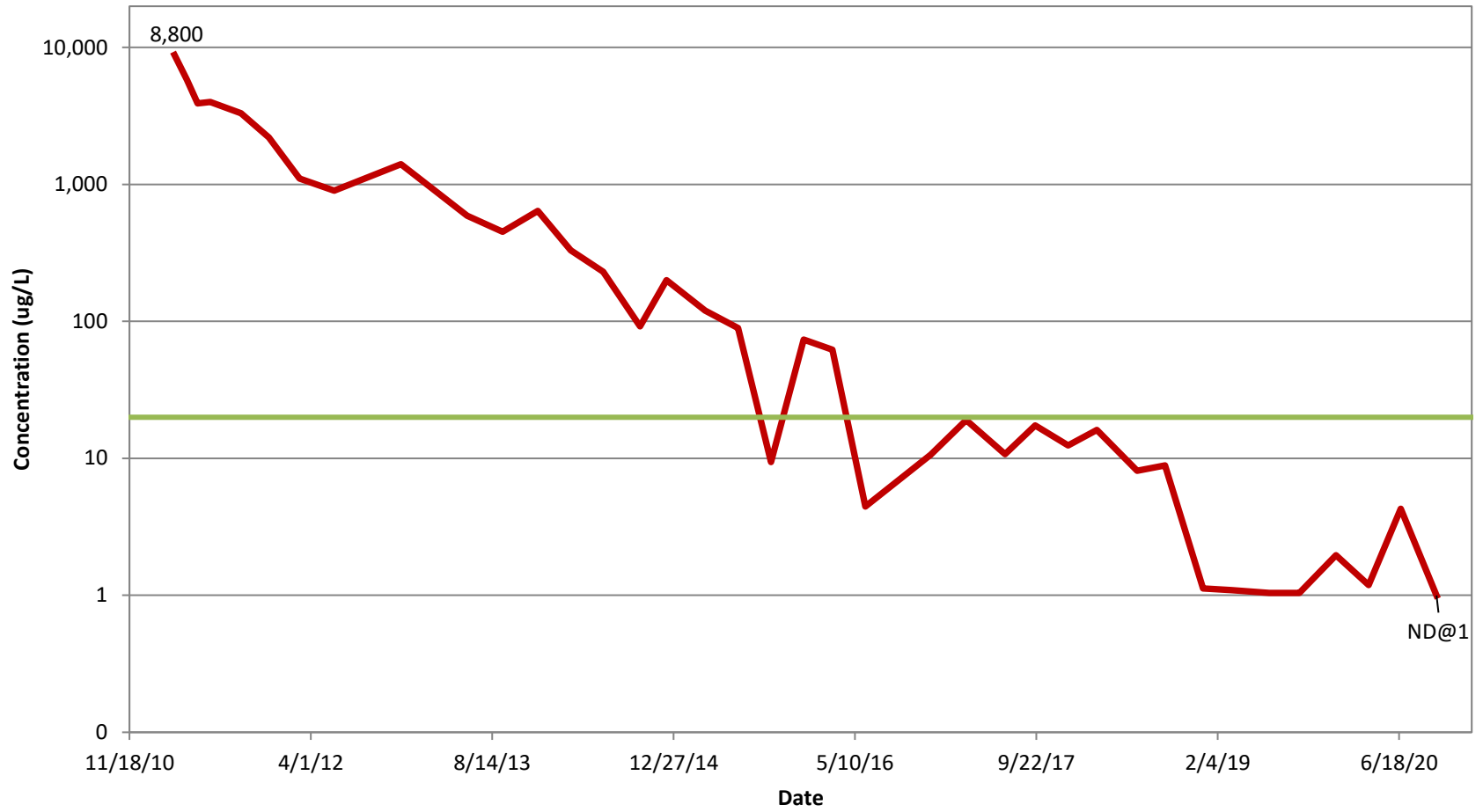
# MTBE Concentrations Trend Graph MW-10



Note: Non-Detect (ND) concentrations are included as values at the laboratory detection limit.

— MTBE (ug/L)  
— MDE MTBE Cleanup Level (20 ug/L)

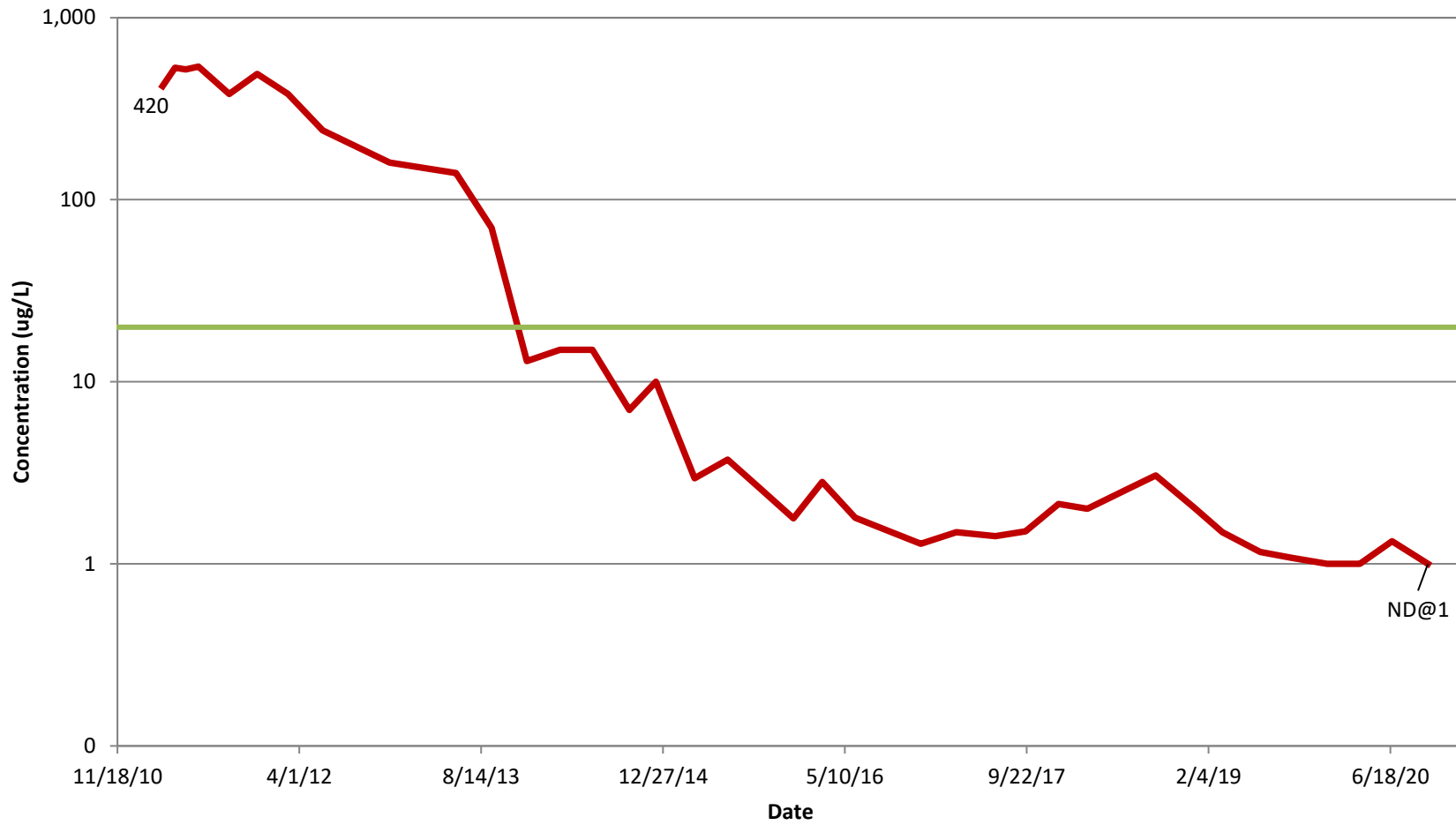
# MTBE Concentrations Trend Graph MW-11



Note: Non-Detect (ND) concentrations are included as values at the laboratory detection limit.

— MTBE (ug/L)  
— MDE MTBE Cleanup Level (20 ug/L)

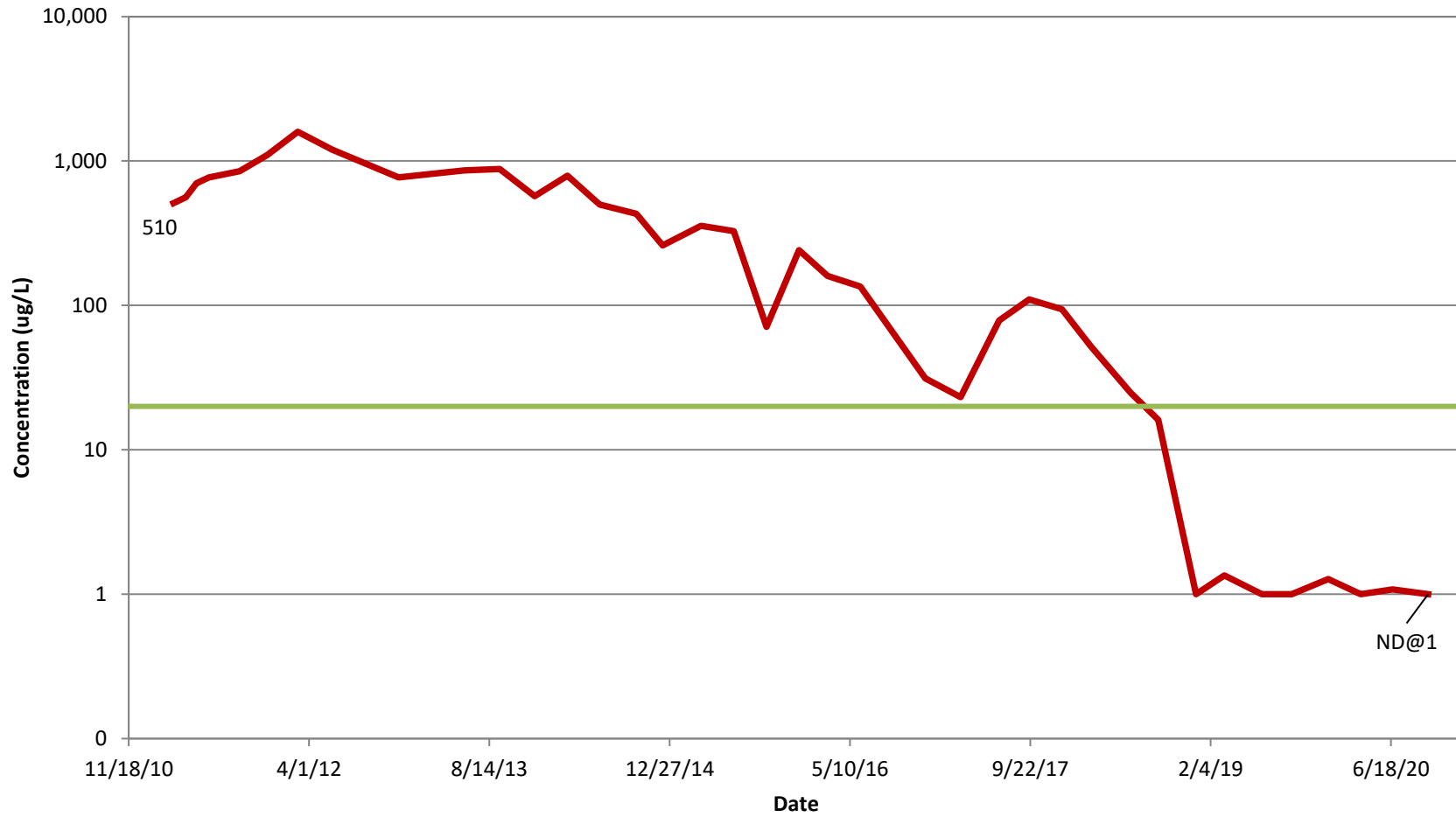
# MTBE Concentrations Trend Graph MW-12



Note: Non-Detect (ND) concentrations are included as values at the laboratory detection limit.

— MTBE (ug/L)  
— MDE MTBE Cleanup Level (20 ug/L)

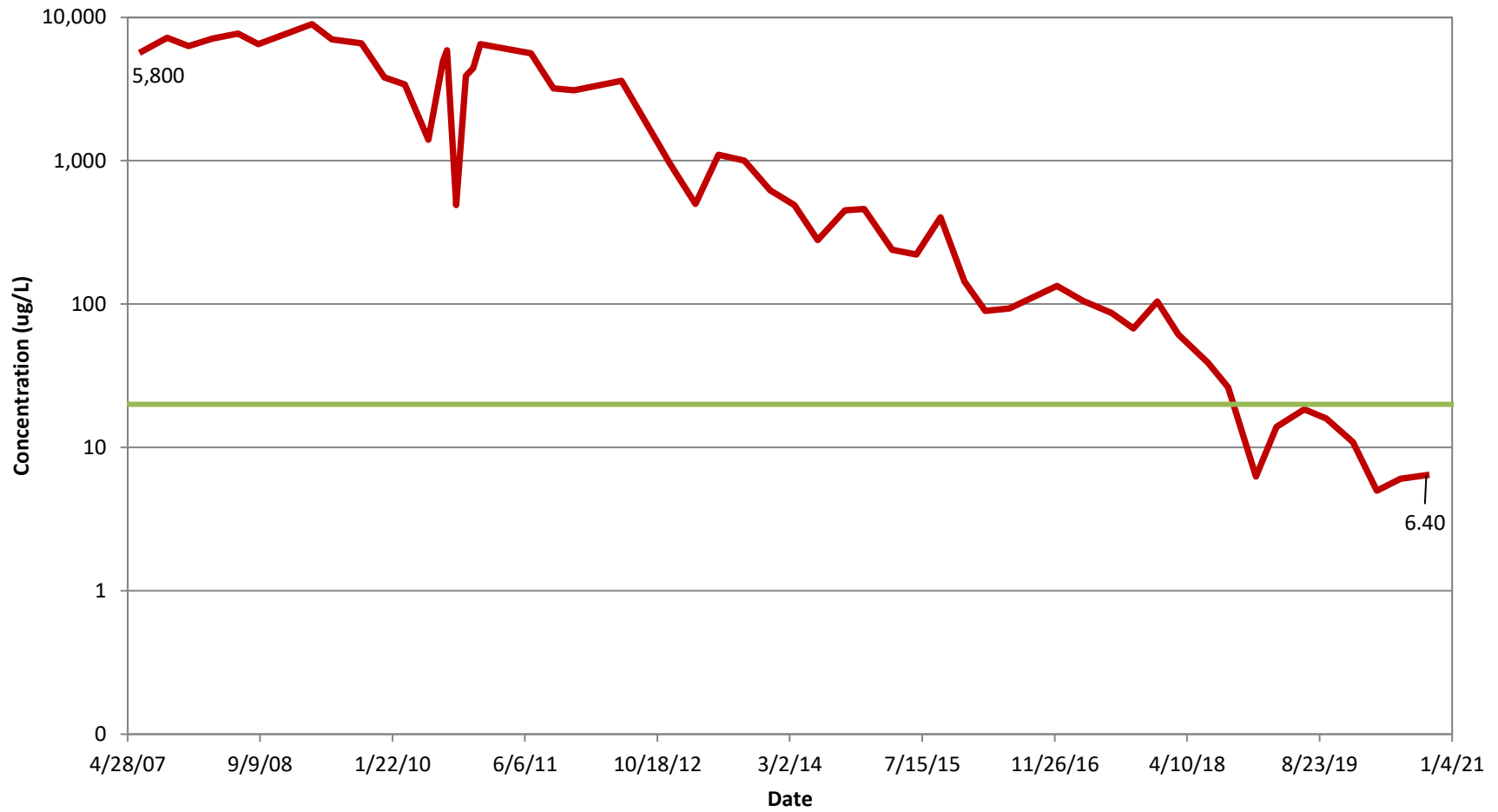
# MTBE Concentrations Trend Graph MW-13



Note: Non-Detect (ND) concentrations are included as values at the laboratory detection limit.

— MTBE (ug/L)  
— MDE MTBE Cleanup Level (20 ug/L)

# MTBE Concentrations Trend Graph HW-3



Note: Non-Detect (ND) concentrations are included as values at the laboratory detection limit.

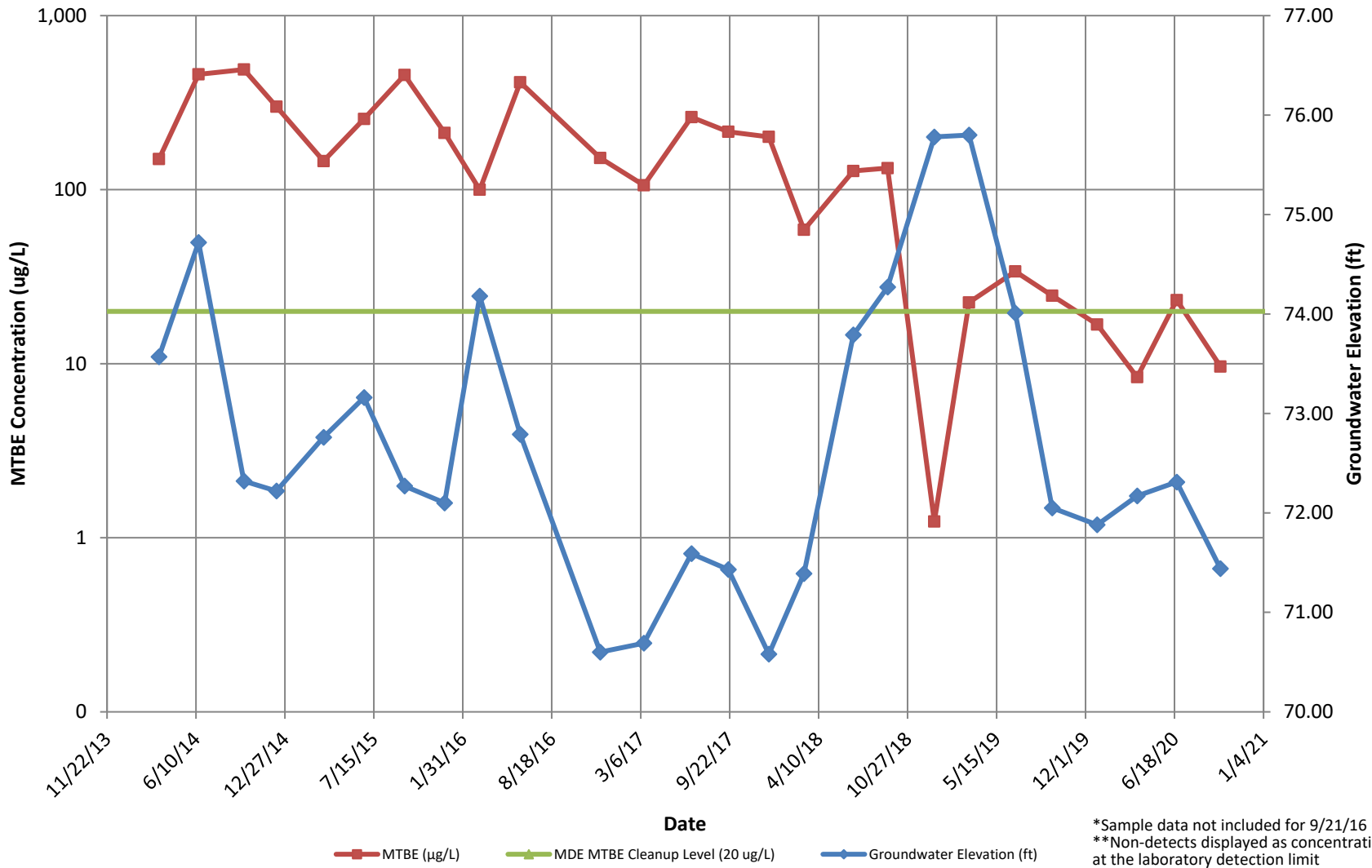
— MTBE (ug/L)  
— MDE MTBE Cleanup Level (20 ug/L)



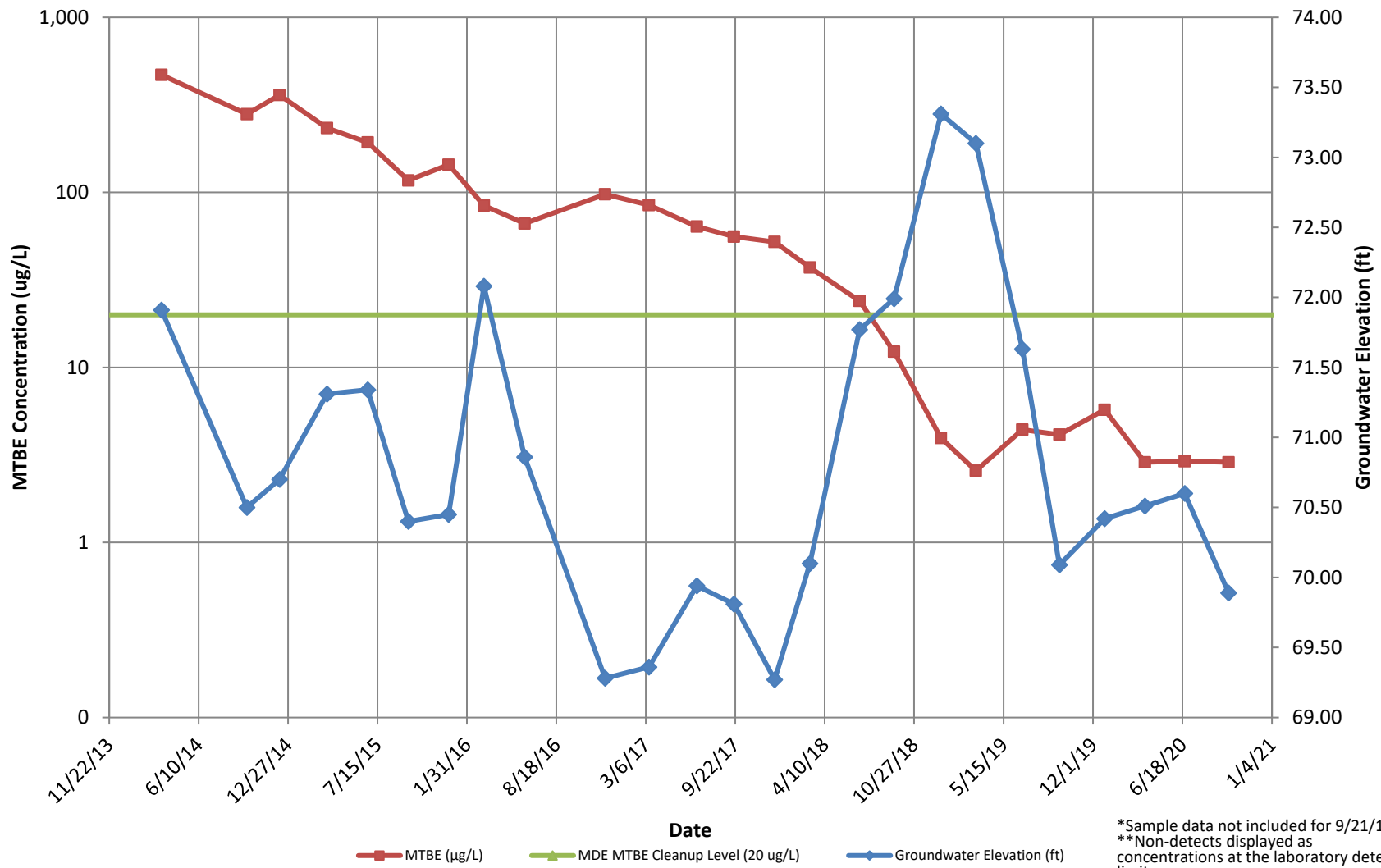
**ATTACHMENT C**

**MTBE Concentrations vs. Depth to Water: Past Five Years**

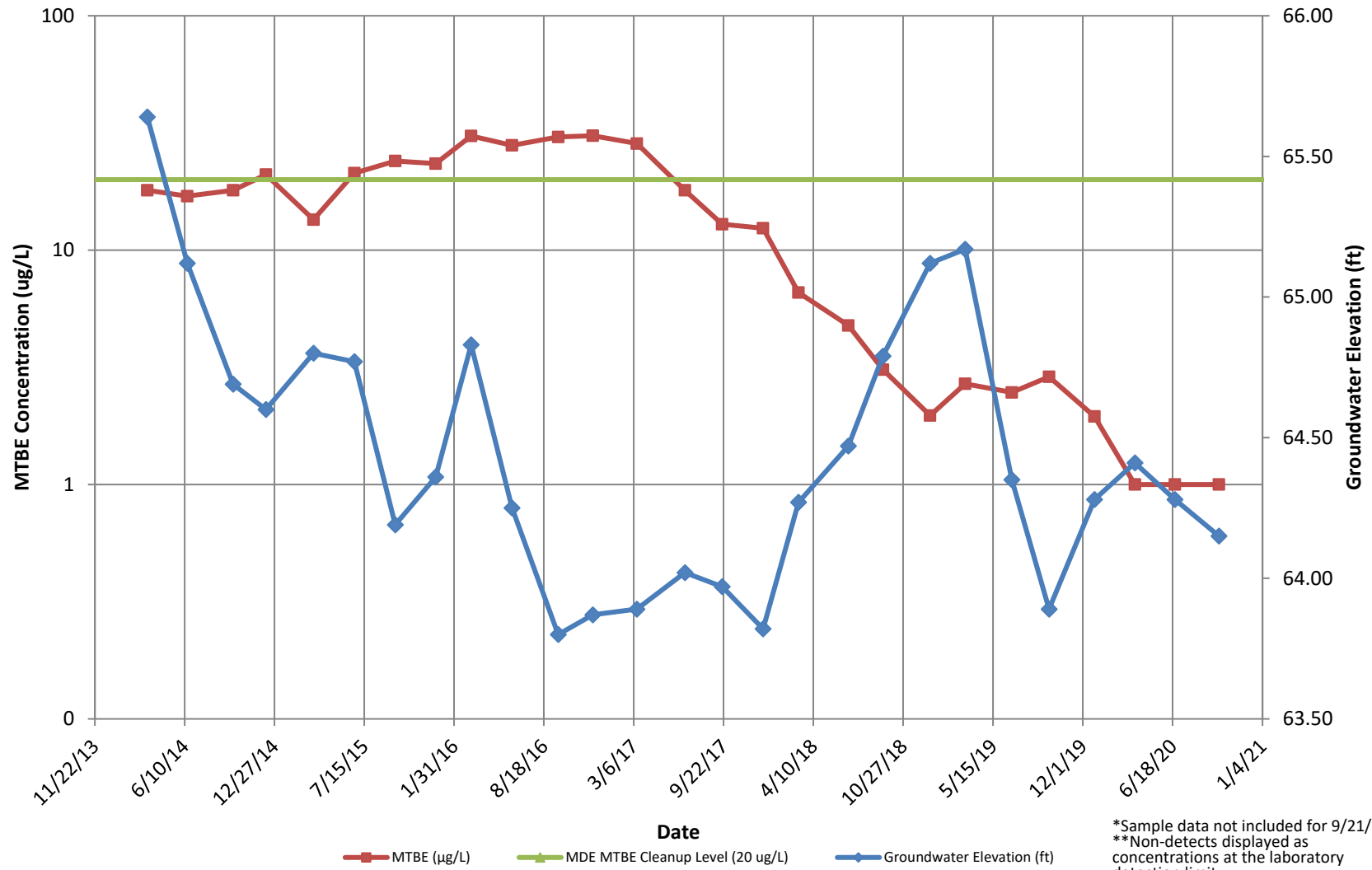
## MW-4A MTBE Concentrations vs. Groundwater Elevations: Since March 2014



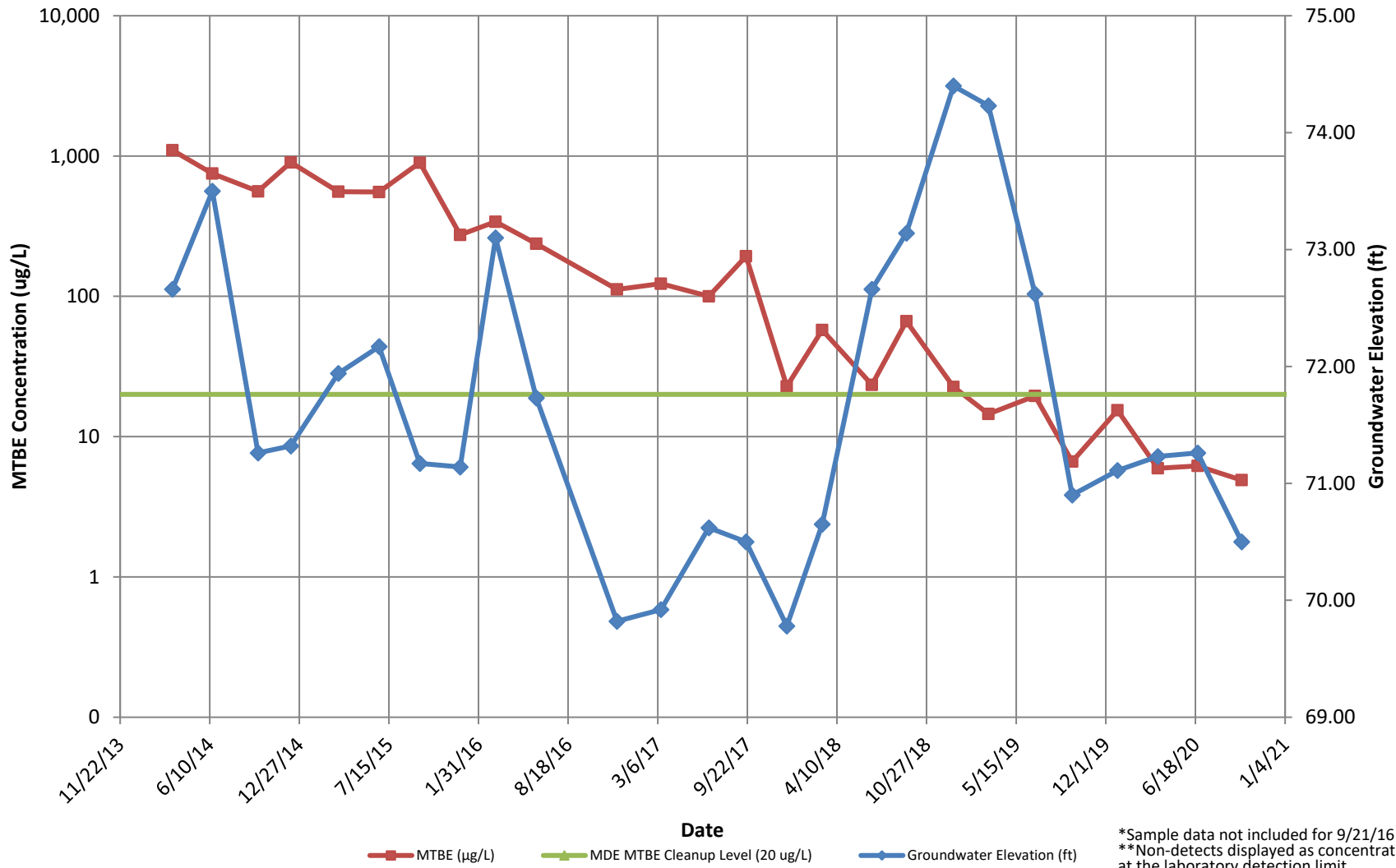
## MW-6 MTBE Concentrations vs. Groundwater Elevations: Since March 2014



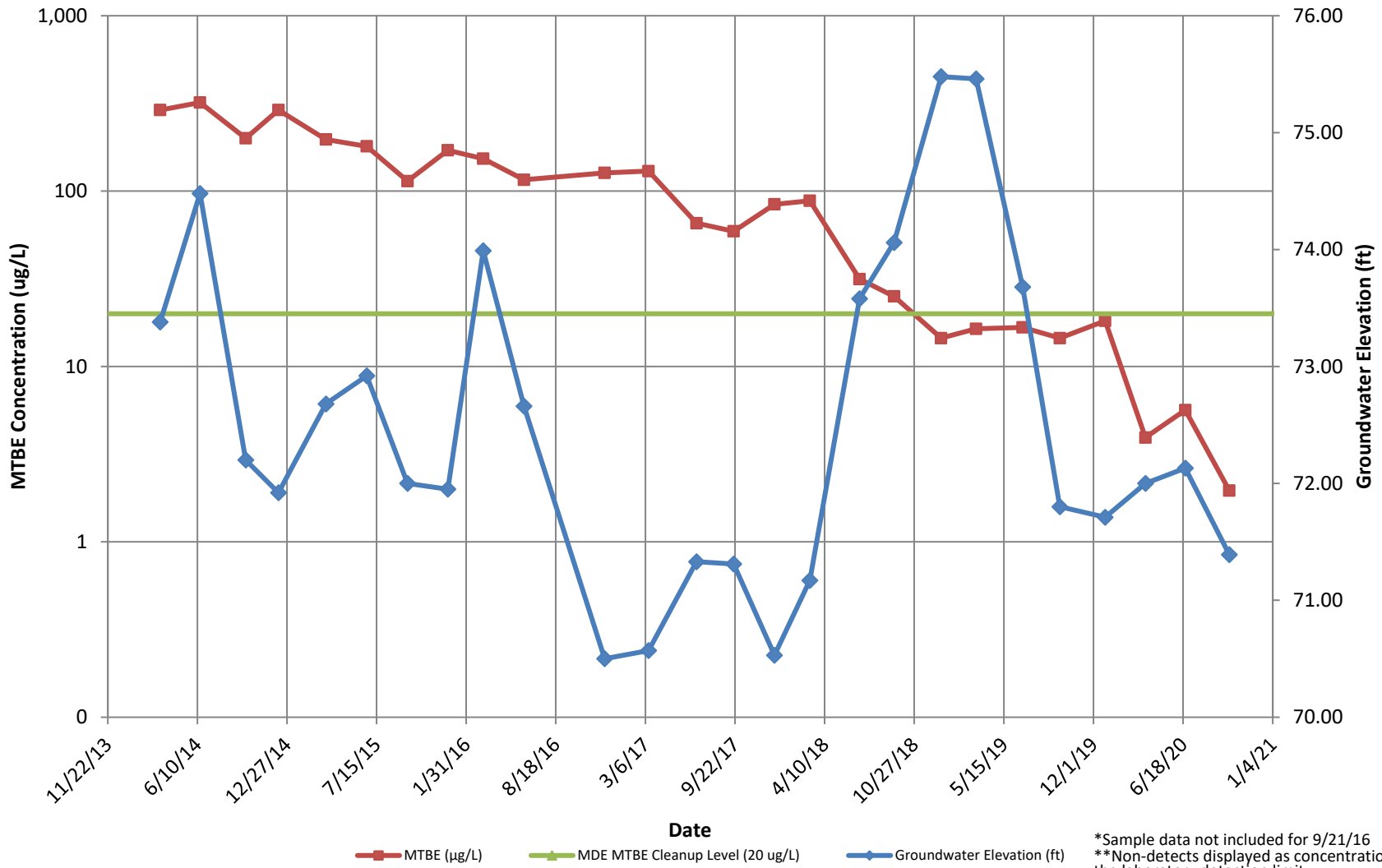
## MW-8A MTBE Concentrations vs. Groundwater Elevations: Since March 2014



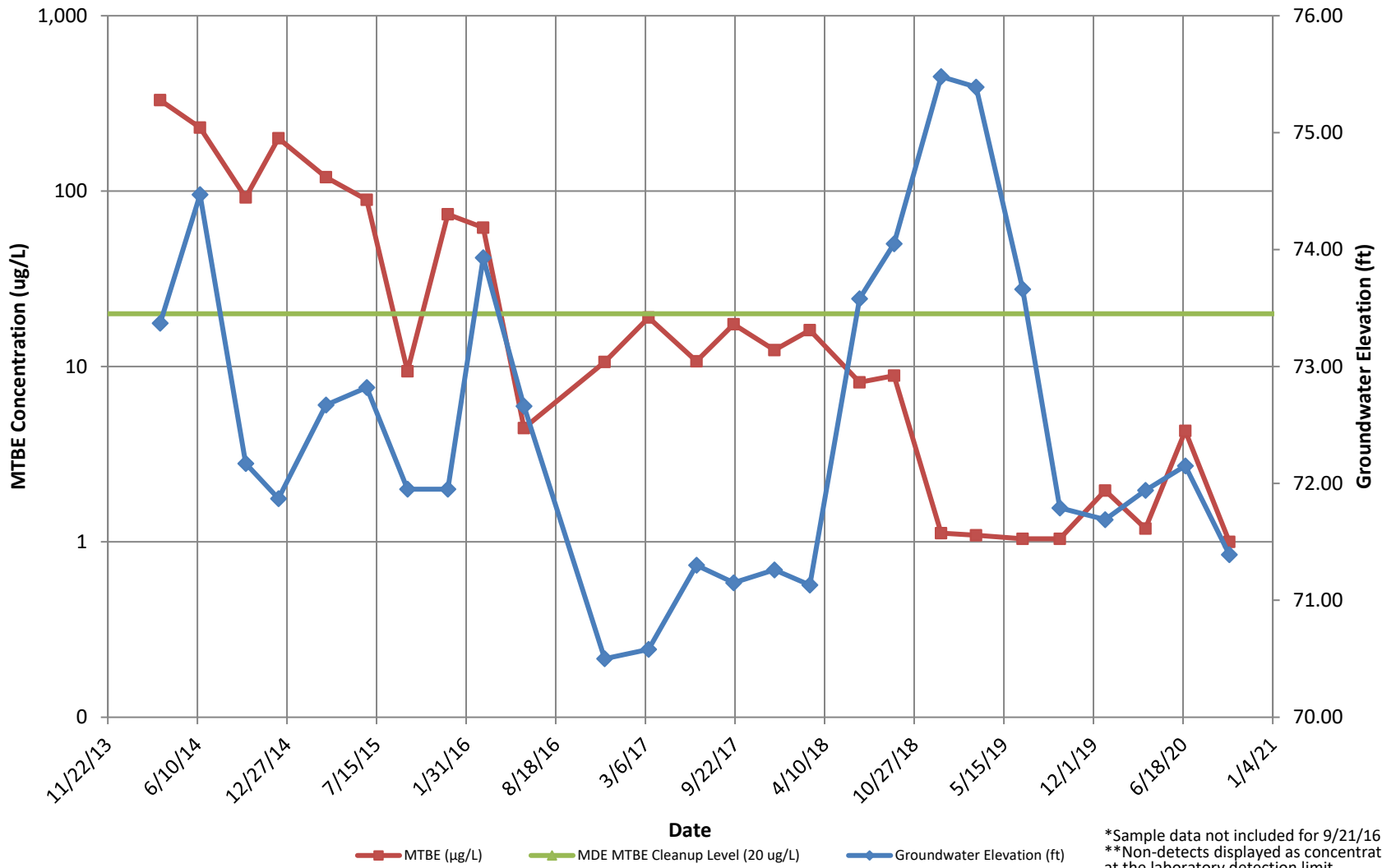
## MW-9 MTBE Concentrations vs. Groundwater Elevations: Since March 2014



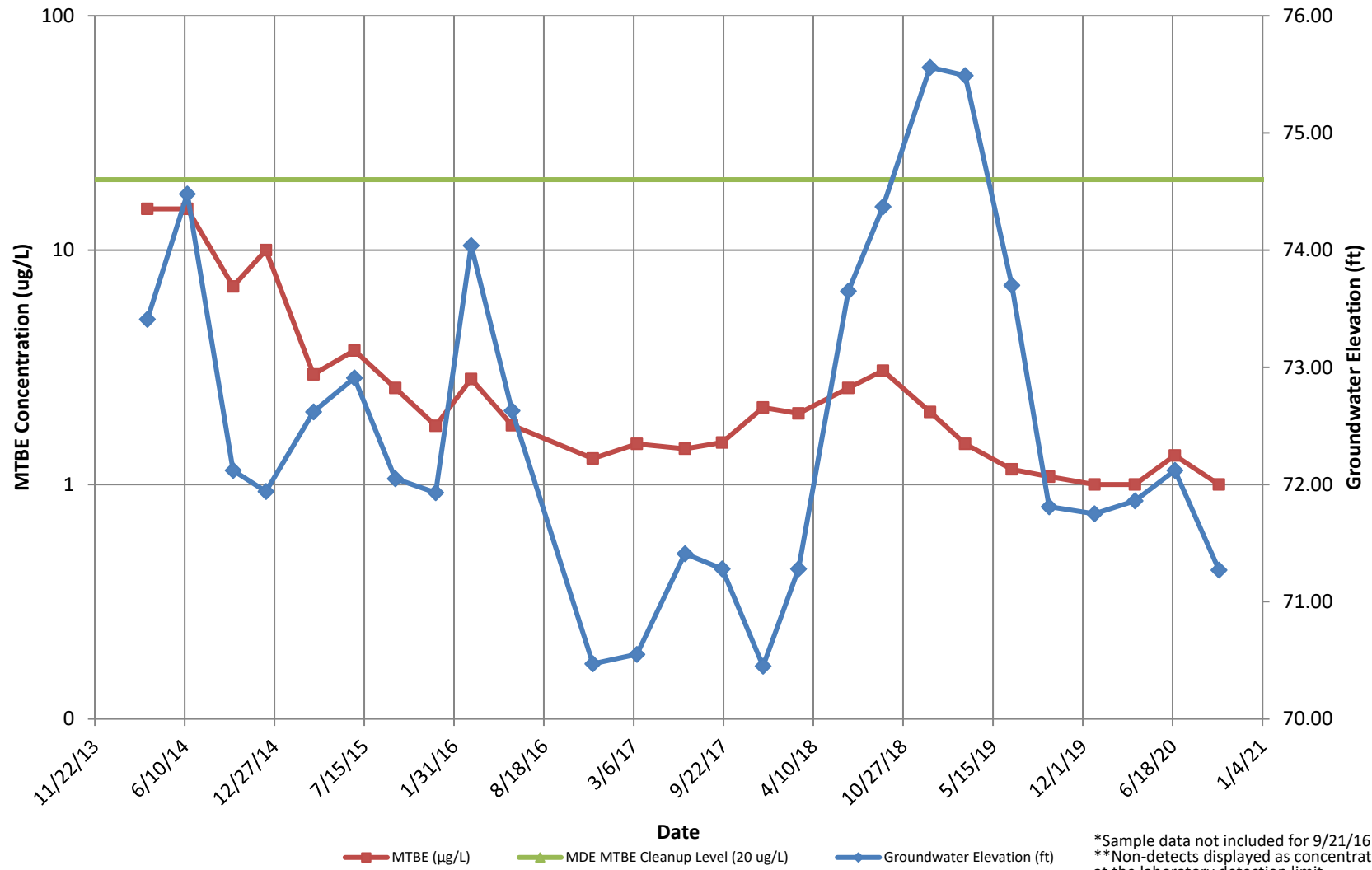
## MW-10 MTBE Concentrations vs. Groundwater Elevations: Since March 2014



## MW-11 MTBE Concentrations vs. Groundwater Elevations: Since March 2014

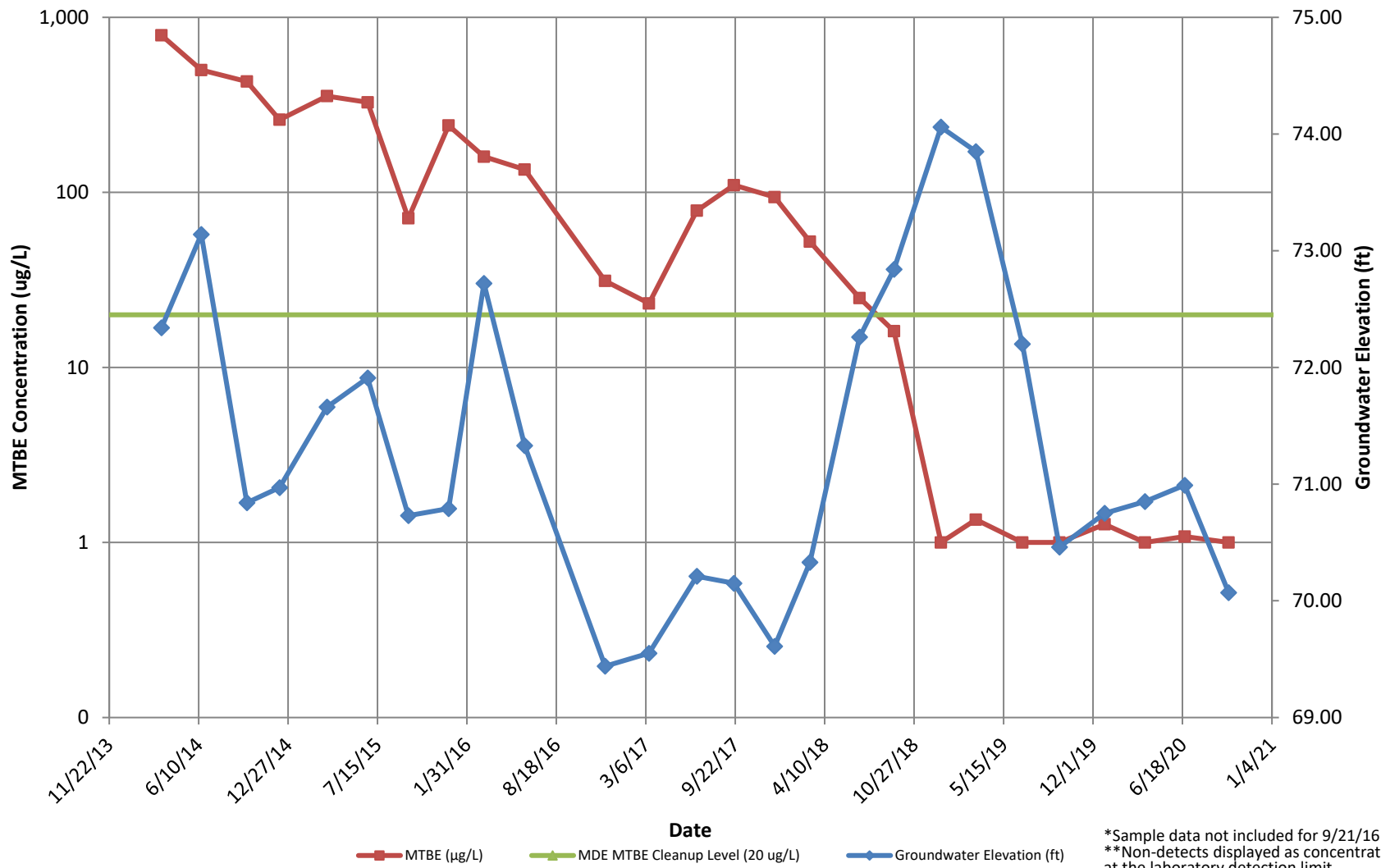


## MW-12 MTBE Concentrations vs. Groundwater Elevations: Since March 2014

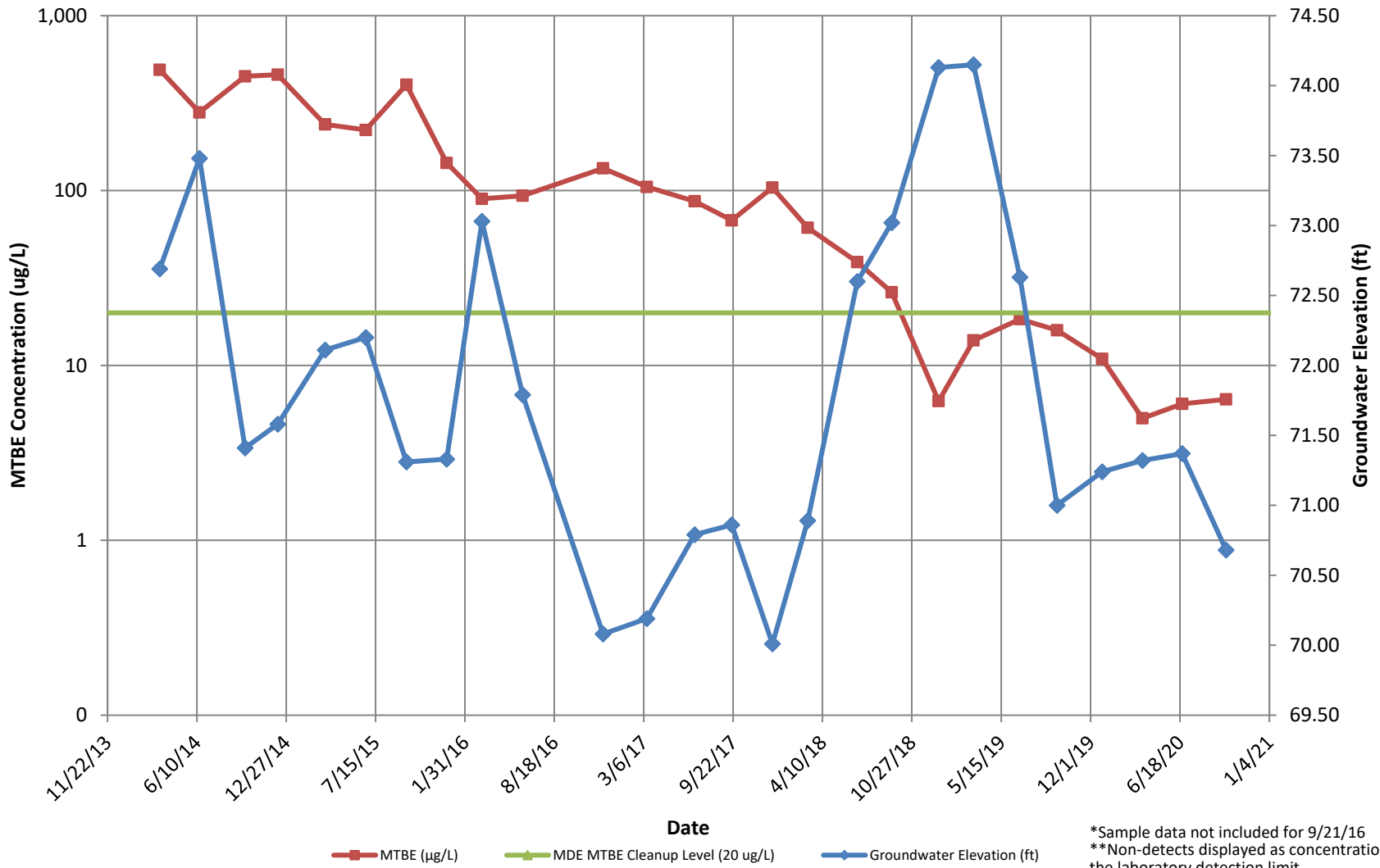




## MW-13 MTBE Concentrations vs. Groundwater Elevations: Since March 2014



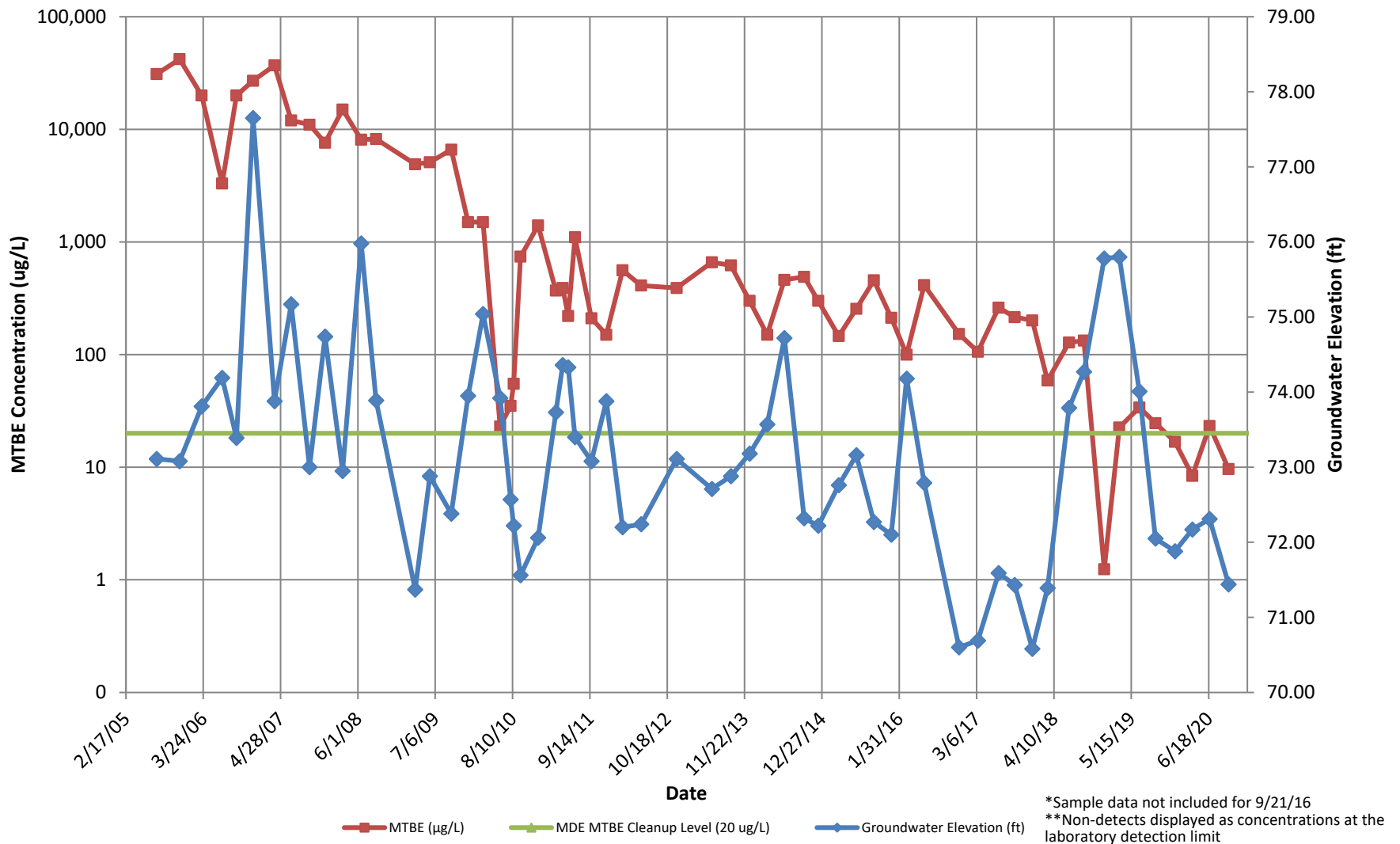
## HW-3 MTBE Concentrations vs. Groundwater Elevations: Since March 2014



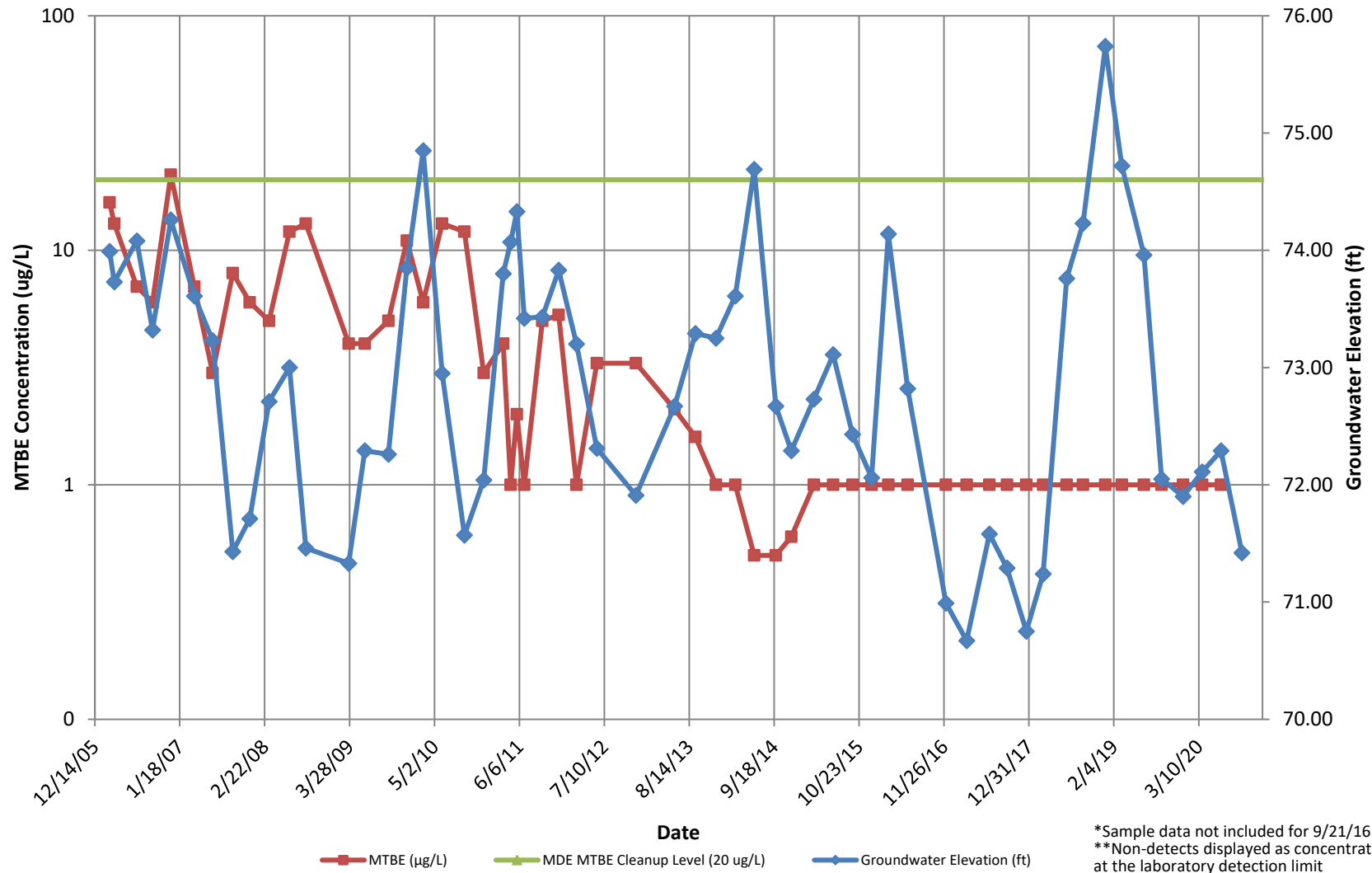
**ATTACHMENT D**

**MTBE Concentrations vs. Depth to Water**

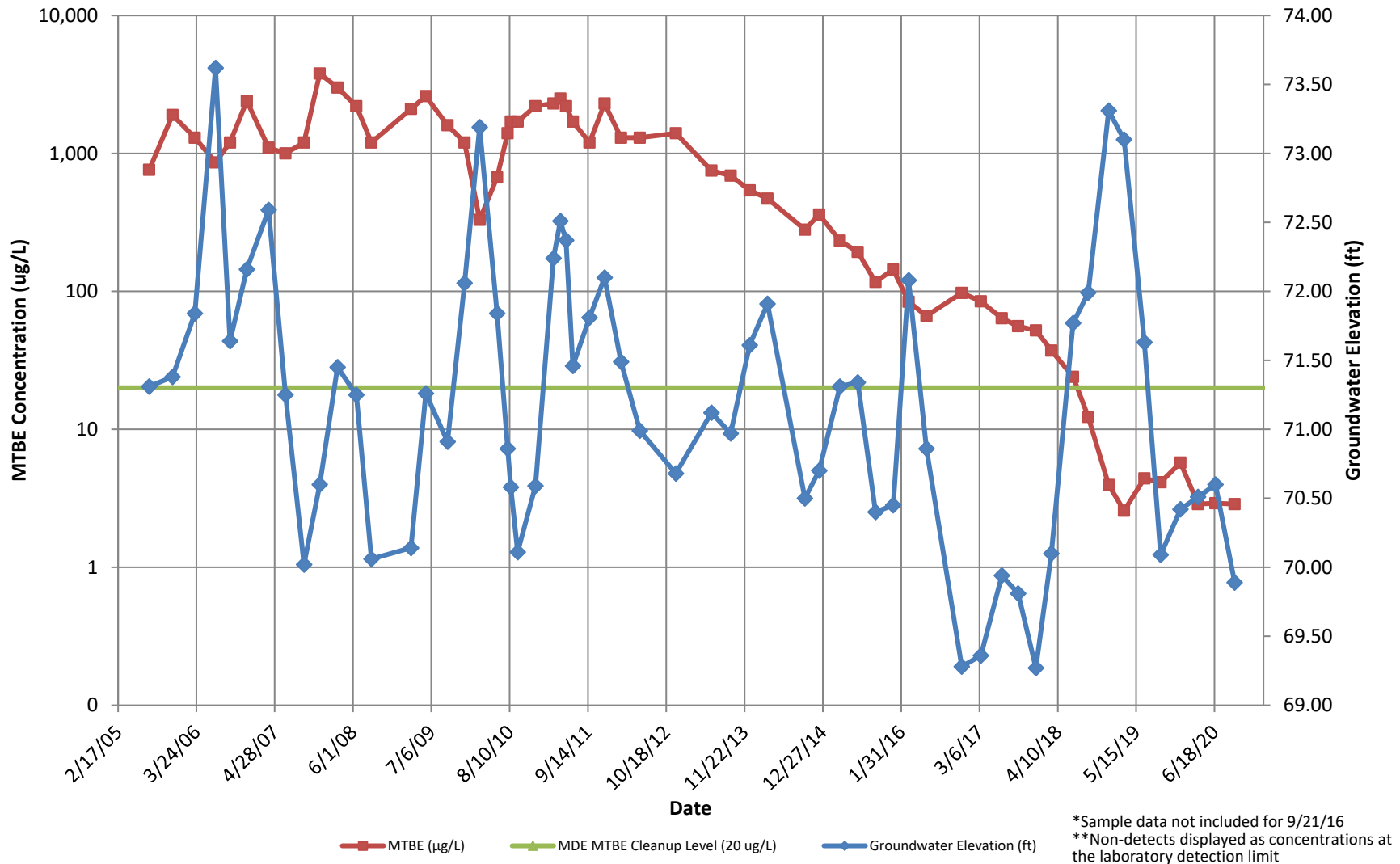
## MW-4A MTBE Concentrations vs. Groundwater Elevations: All Data



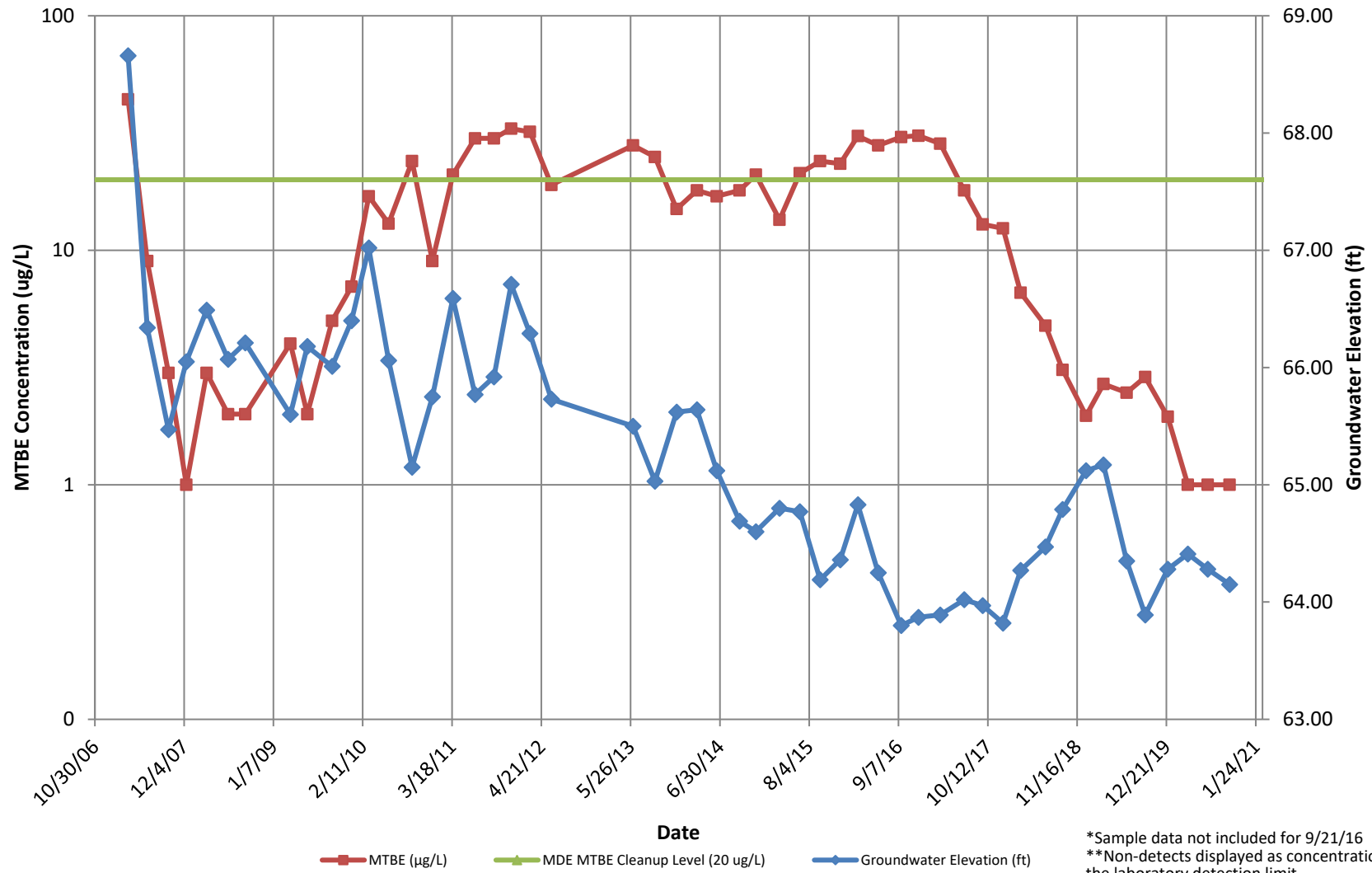
## MW-4B MTBE Concentrations vs. Groundwater Elevations: All Data



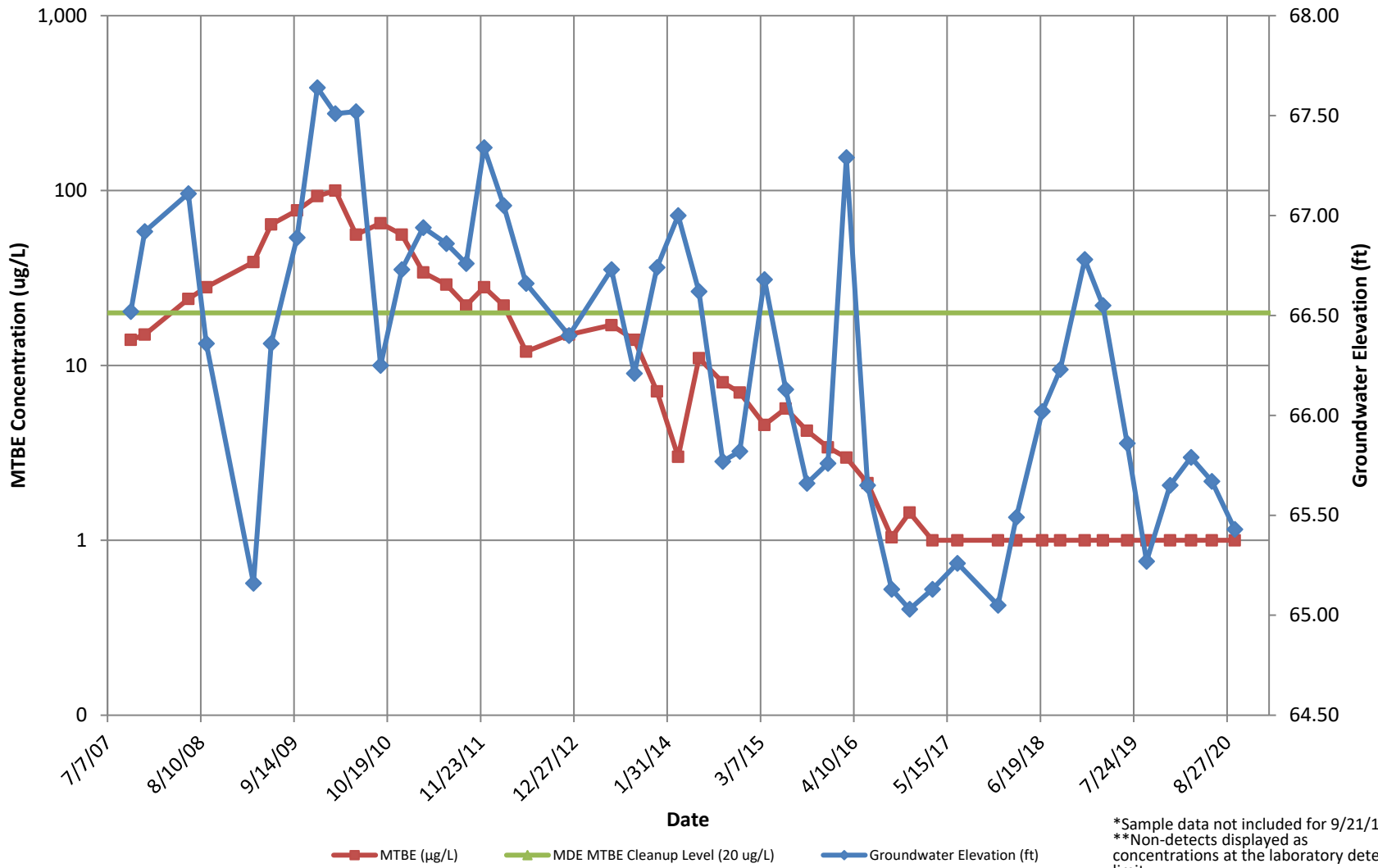
## MW-6 MTBE Concentrations vs. Groundwater Elevations: All Data



## MW-8A MTBE Concentrations vs. Groundwater Elevations: All Data

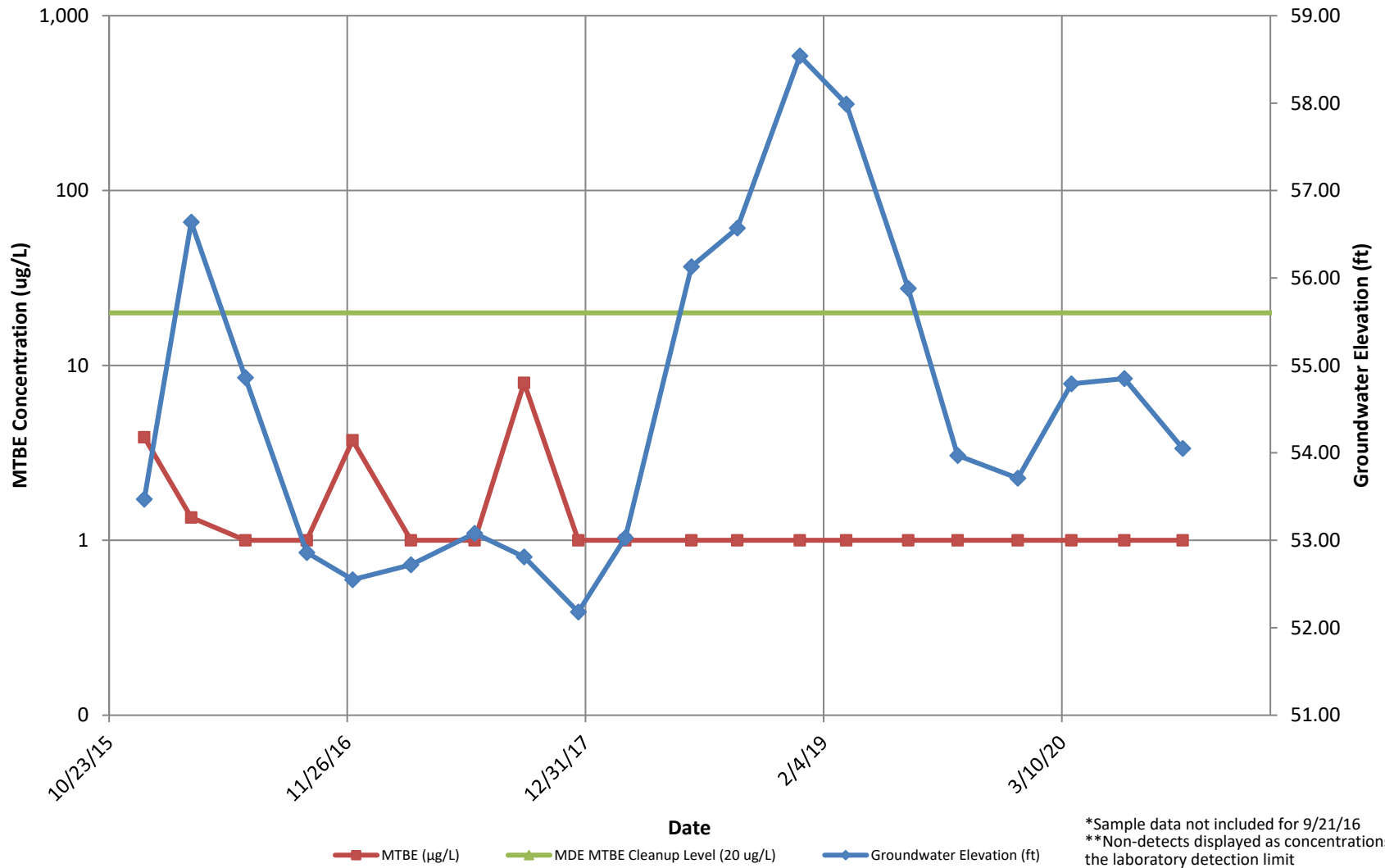


## MW-8B MTBE Concentrations vs. Groundwater Elevations: All Data

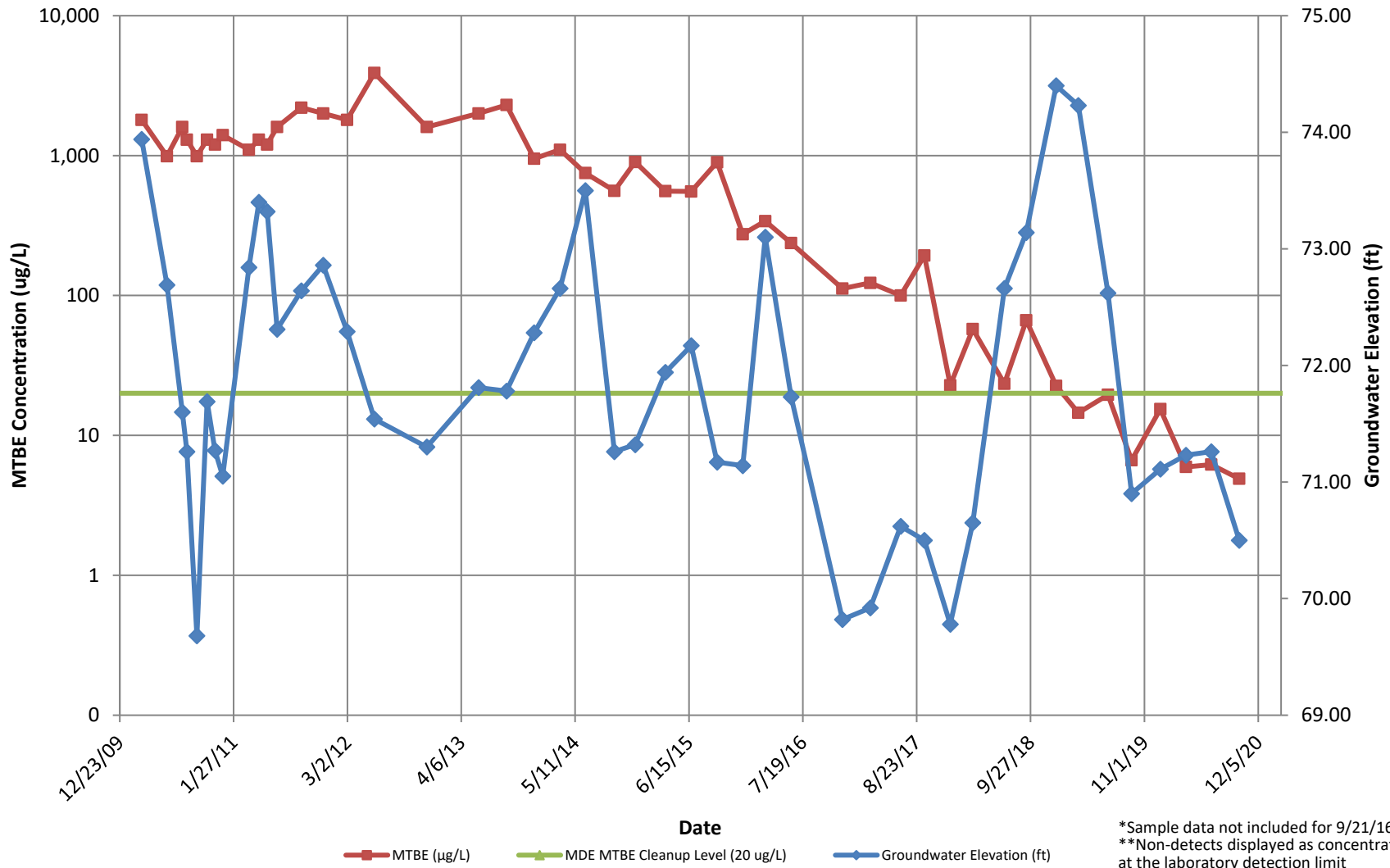




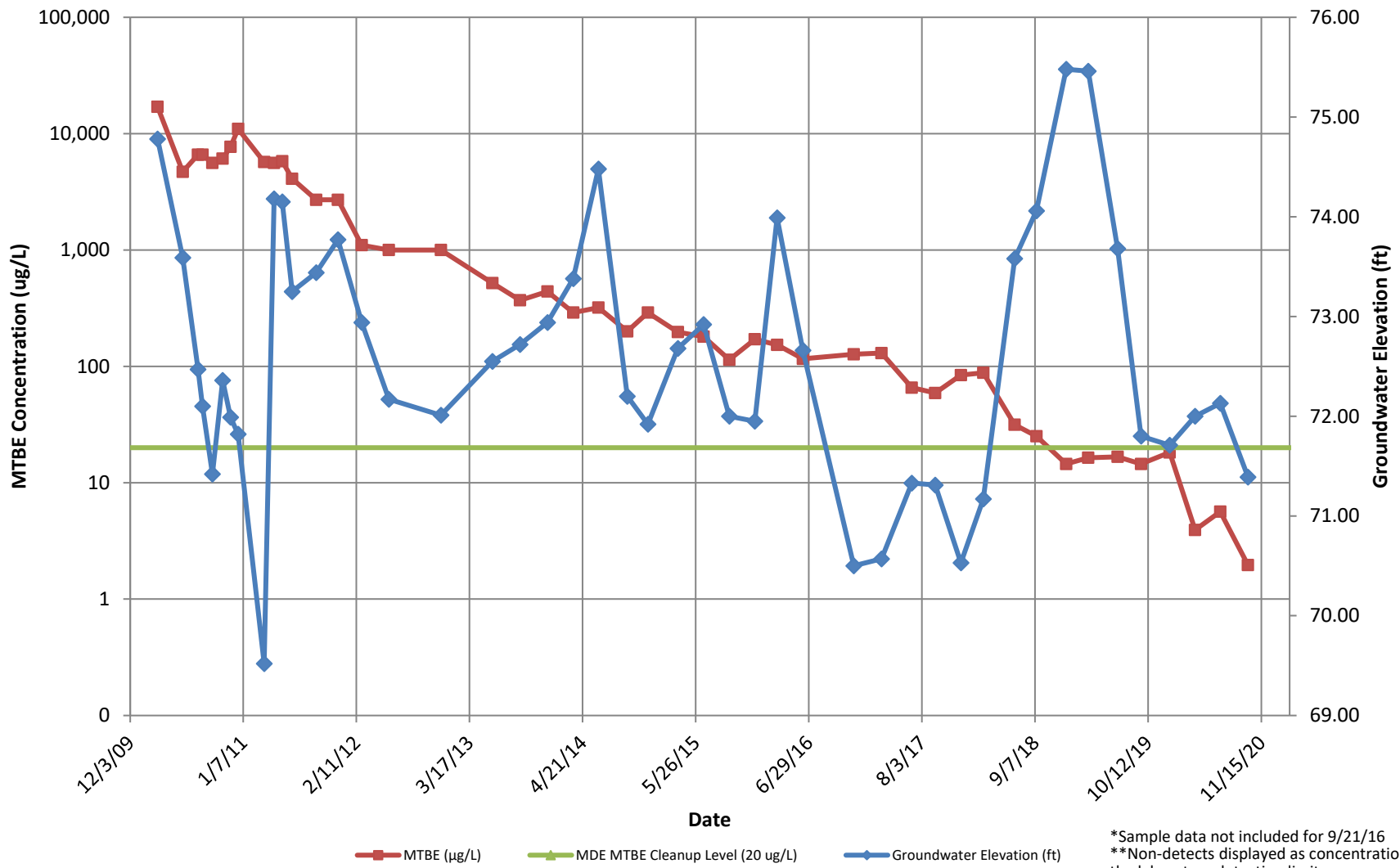
## MW-8C MTBE Concentrations vs. Groundwater Elevations: All Data



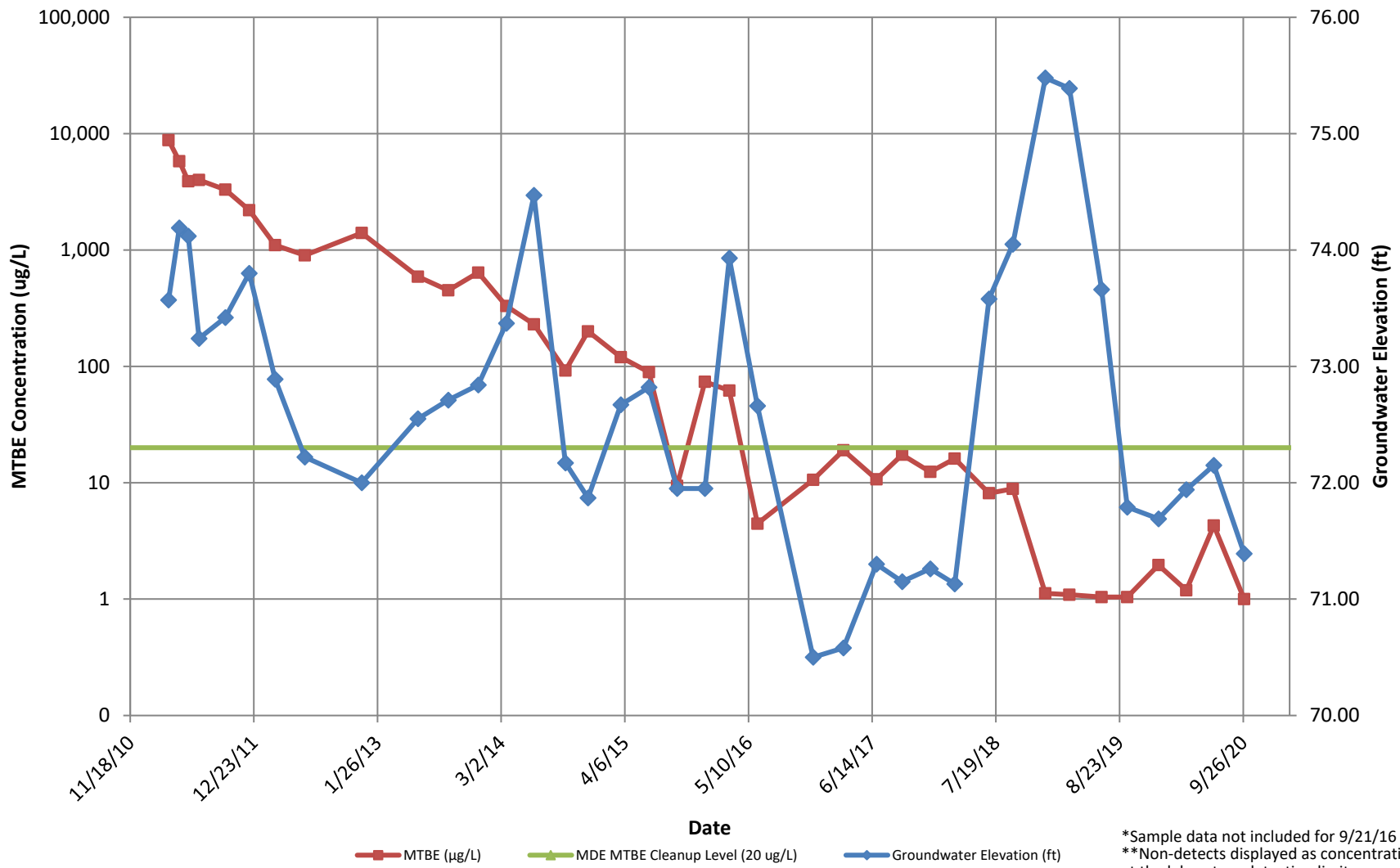
## MW-9 MTBE Concentrations vs. Groundwater Elevations: All Data



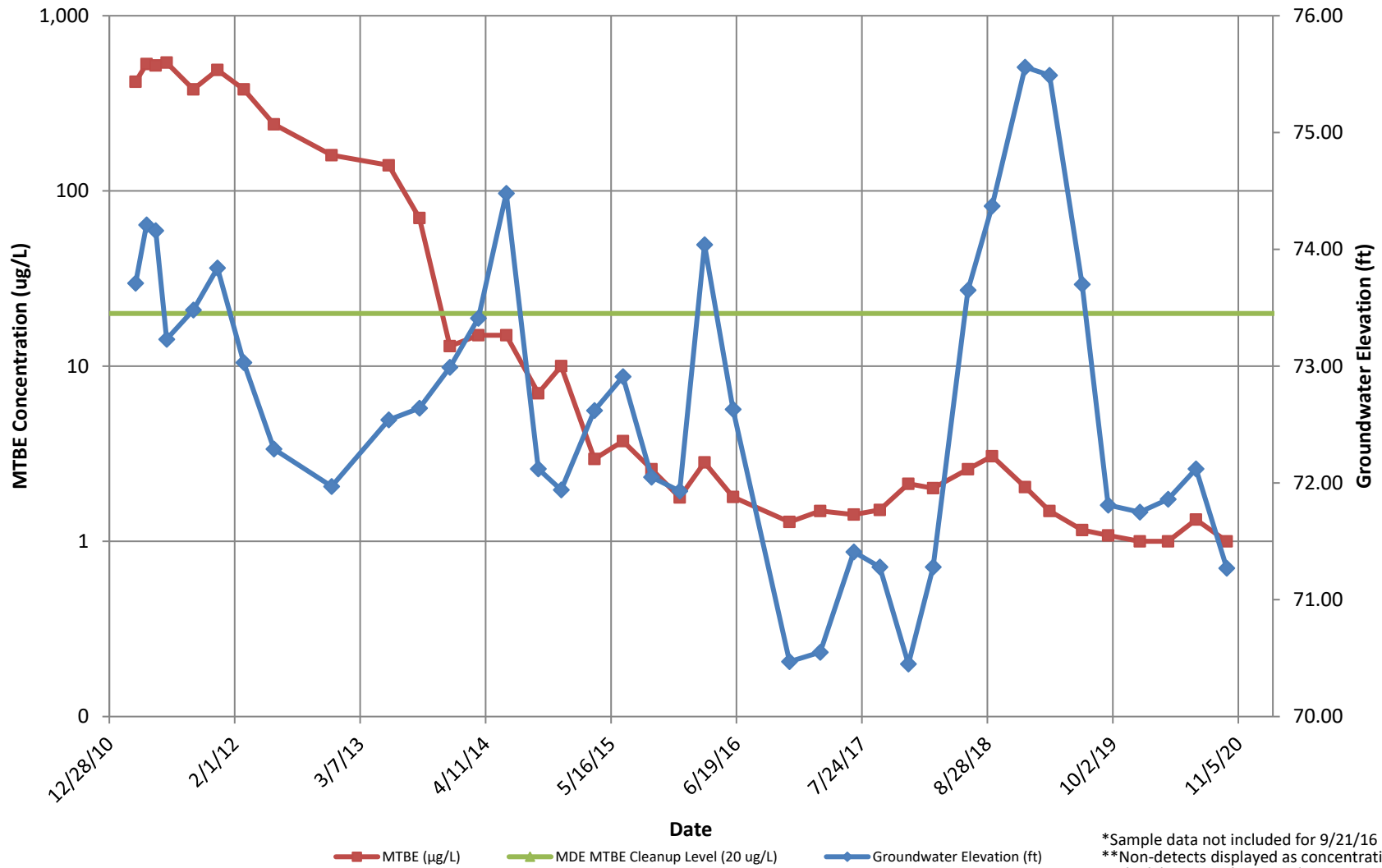
## MW-10 MTBE Concentrations vs. Groundwater Elevations: All Data



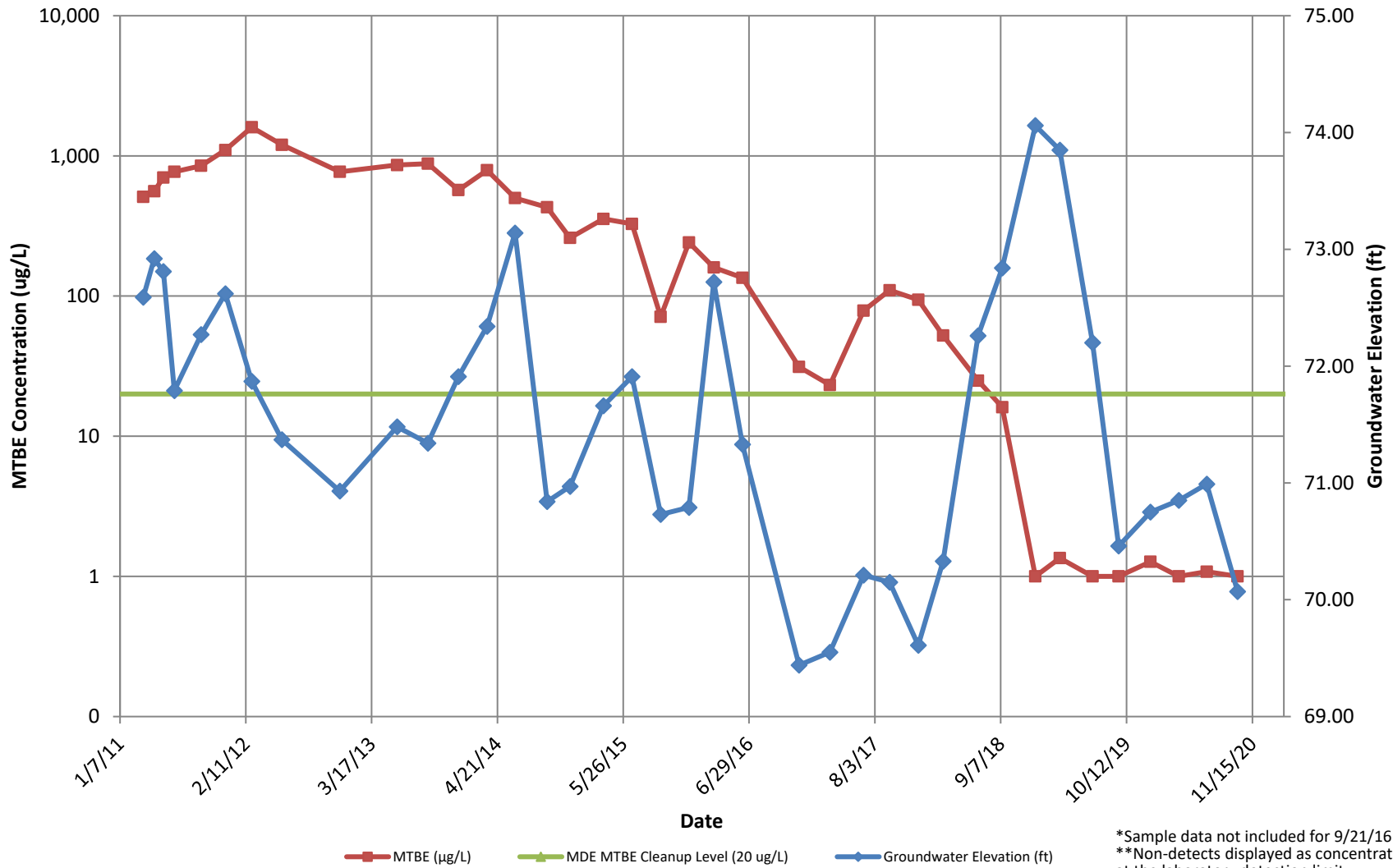
## MW-11 MTBE Concentrations vs. Groundwater Elevations: All Data



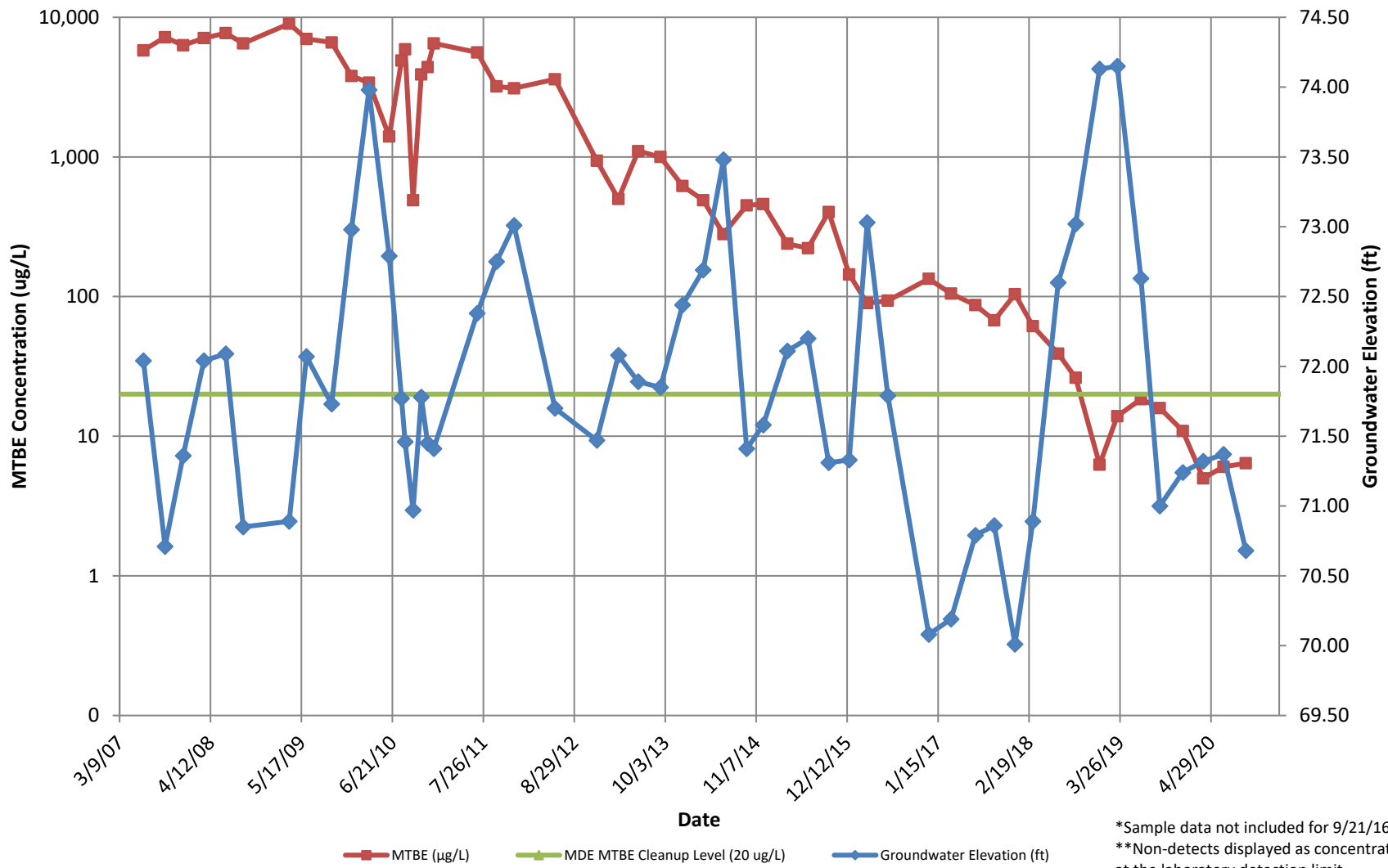
## MW-12 MTBE Concentrations vs. Groundwater Elevations: All Data



## MW-13 MTBE Concentrations vs. Groundwater Elevations: All Data



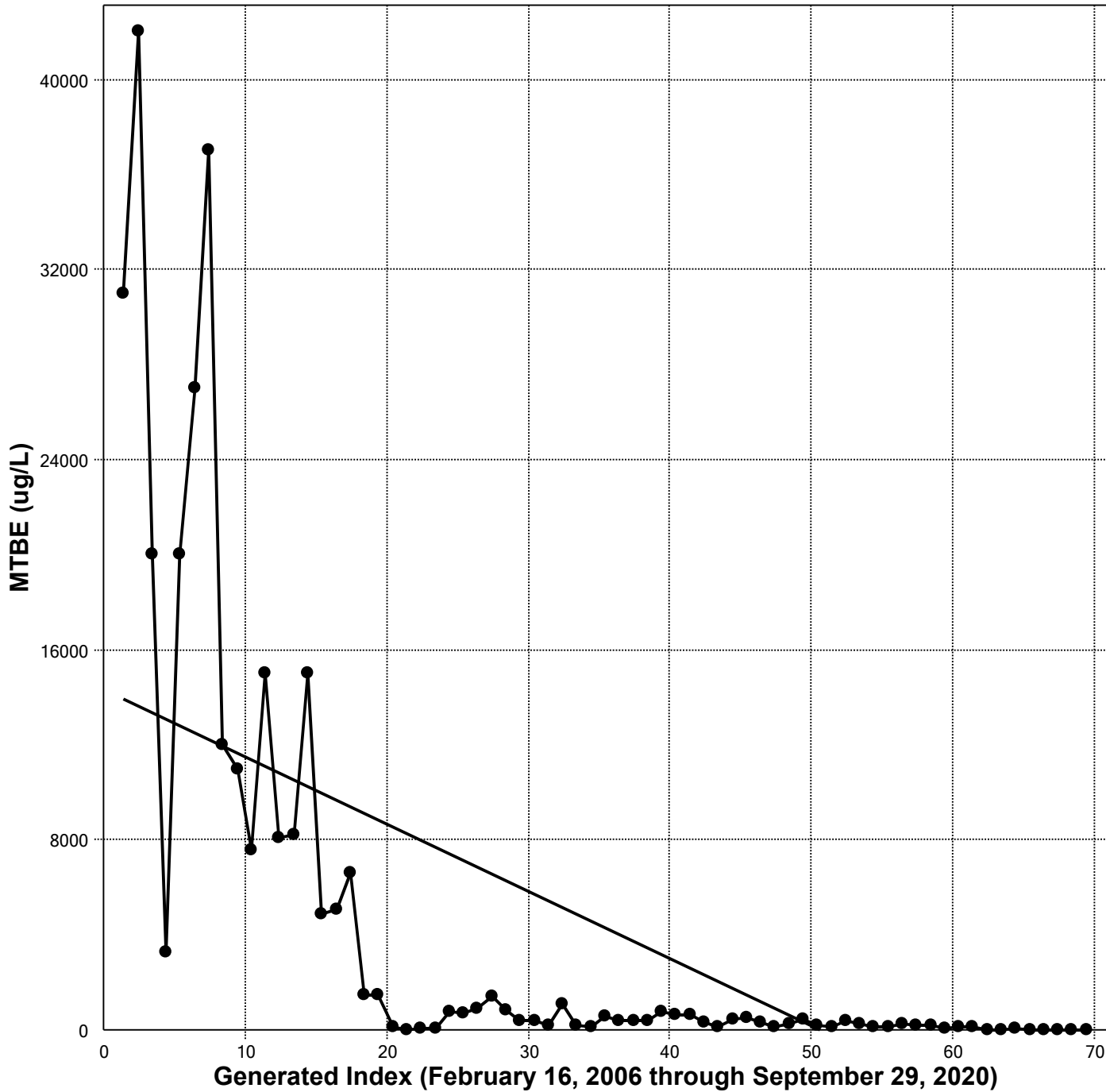
## HW-3 MTBE Concentrations vs. Groundwater Elevations: All Data



**ATTACHMENT E**  
**Mann-Kendall Graphs**



# Mann-Kendall Trend Test: MW-4A MTBE (all data)



## Mann-Kendall Trend Analysis

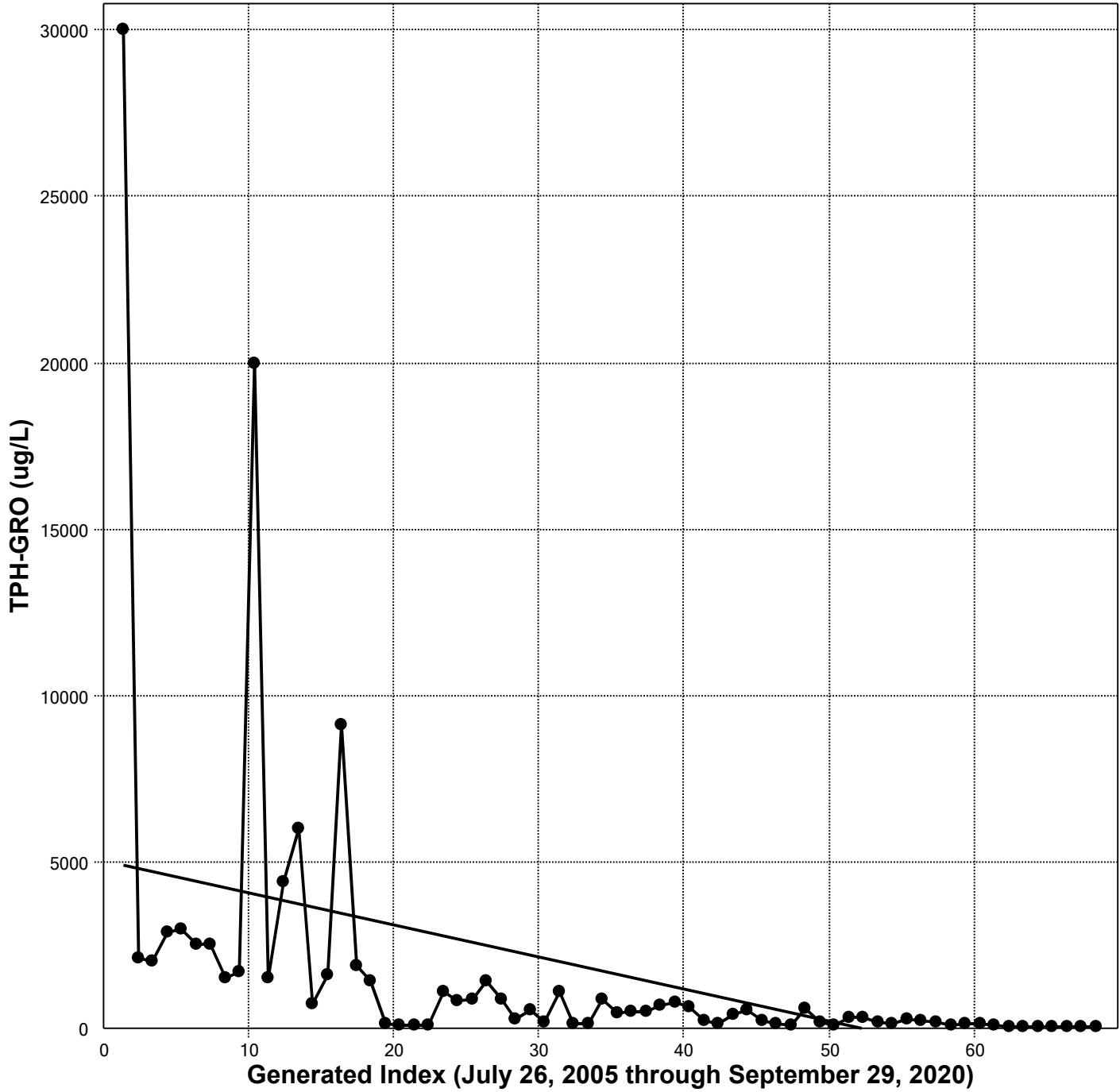
n	69
Confidence Coefficient	0.9900
Level of Significance	0.0100
Standard Deviation of S	193.0458
Standardized Value of S	-8.2830
M-K Test Value (S)	-1,600
Appx. Critical Value (0.01)	-2.3263
Approximate p-value	0.0000

## OLS Regression Line (Blue)

OLS Regression Slope	-283.9079
OLS Regression Intercept	14,181.3894

Statistically significant evidence of a decreasing trend at the specified level of significance.

# Mann-Kendall Trend Test: MW-4A TPH-GRO (all data)



## Mann-Kendall Trend Analysis

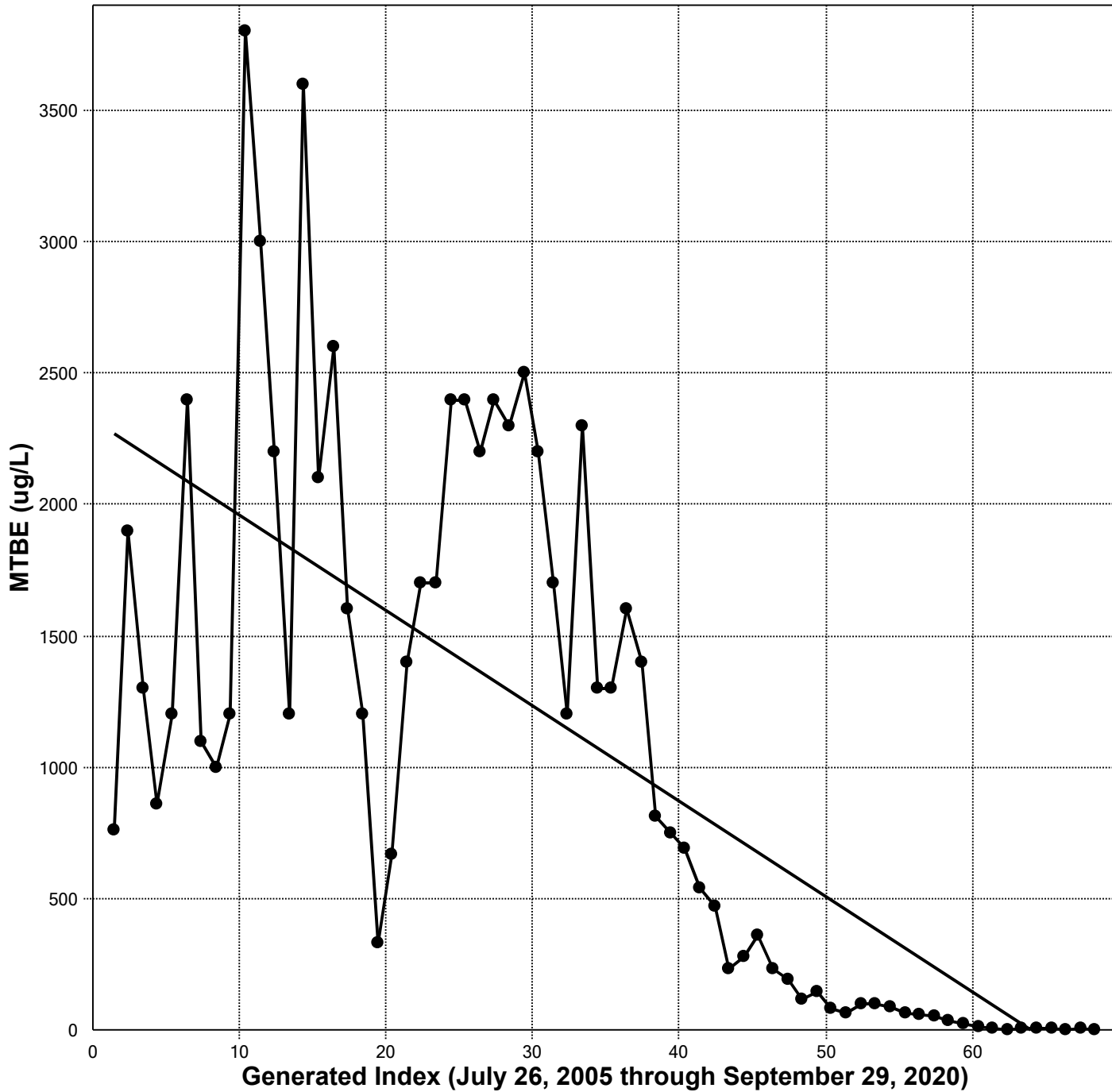
n	68
Confidence Coefficient	0.9900
Level of Significance	0.0100
Standard Deviation of S	188.7247
Standardized Value of S	-7.7043
M-K Test Value (S)	-1,455
Appx. Critical Value (0.01)	-2.3263
Approximate p-value	0.0000

## OLS Regression Line (Blue)

OLS Regression Slope	-96.6257
OLS Regression Intercept	4,983.0506

Statistically significant evidence of a decreasing trend at the specified level of significance.

# Mann-Kendall Trend Test: MW-6 MTBE (all data)



## Mann-Kendall Trend Analysis

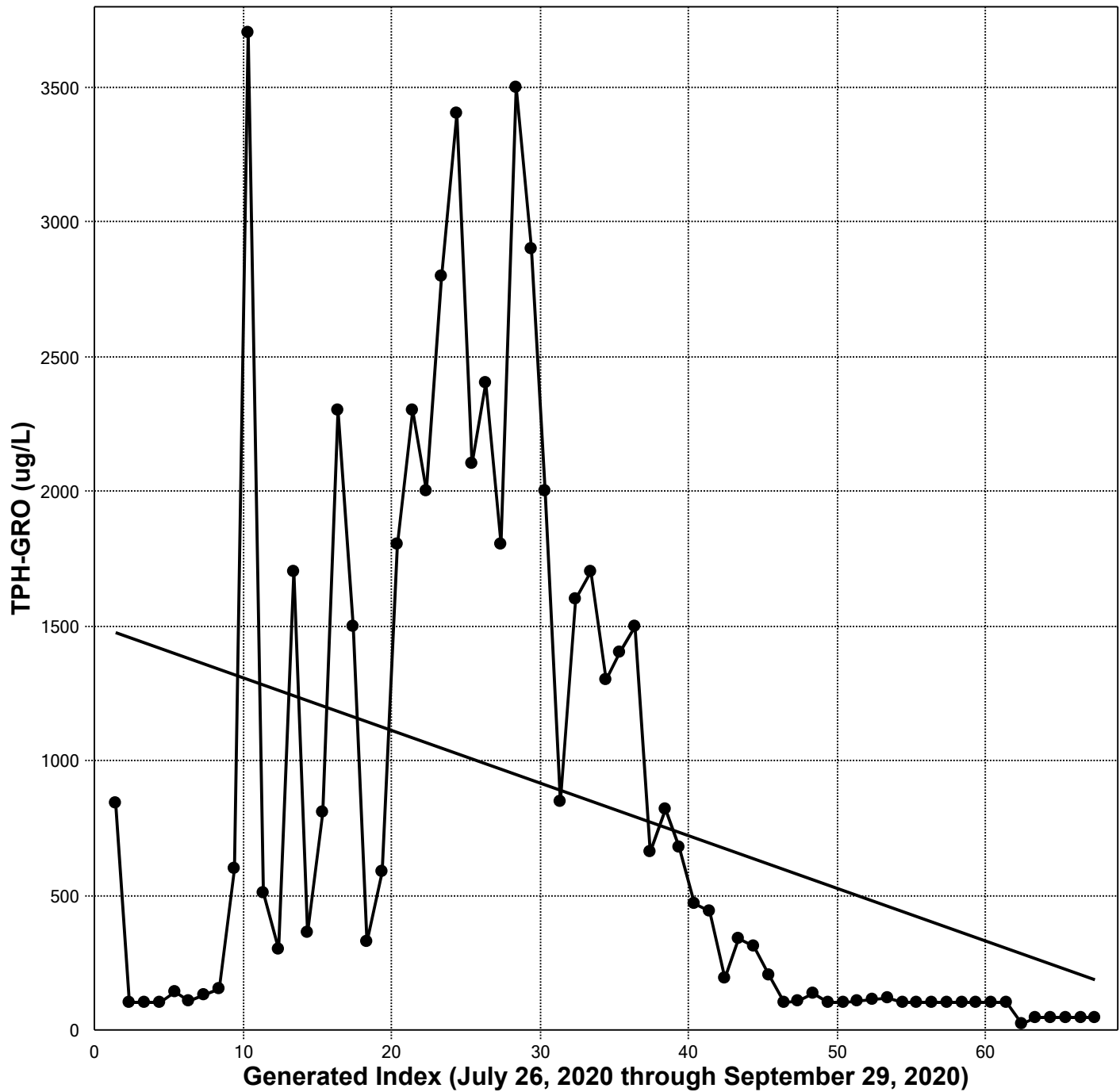
n	68
Confidence Coefficient	0.9900
Level of Significance	0.0100
Standard Deviation of S	188.8077
Standardized Value of S	-7.7963
M-K Test Value (S)	-1,473
Appx. Critical Value (0.01)	-2.3263
Approximate p-value	0.0000

## OLS Regression Line (Blue)

OLS Regression Slope	-36.3143
OLS Regression Intercept	2,304.9333

Statistically significant evidence of a decreasing trend at the specified level of significance.

# Mann-Kendall Trend Test: MW-6 TPH-GRO (all data)



## Mann-Kendall Trend Analysis

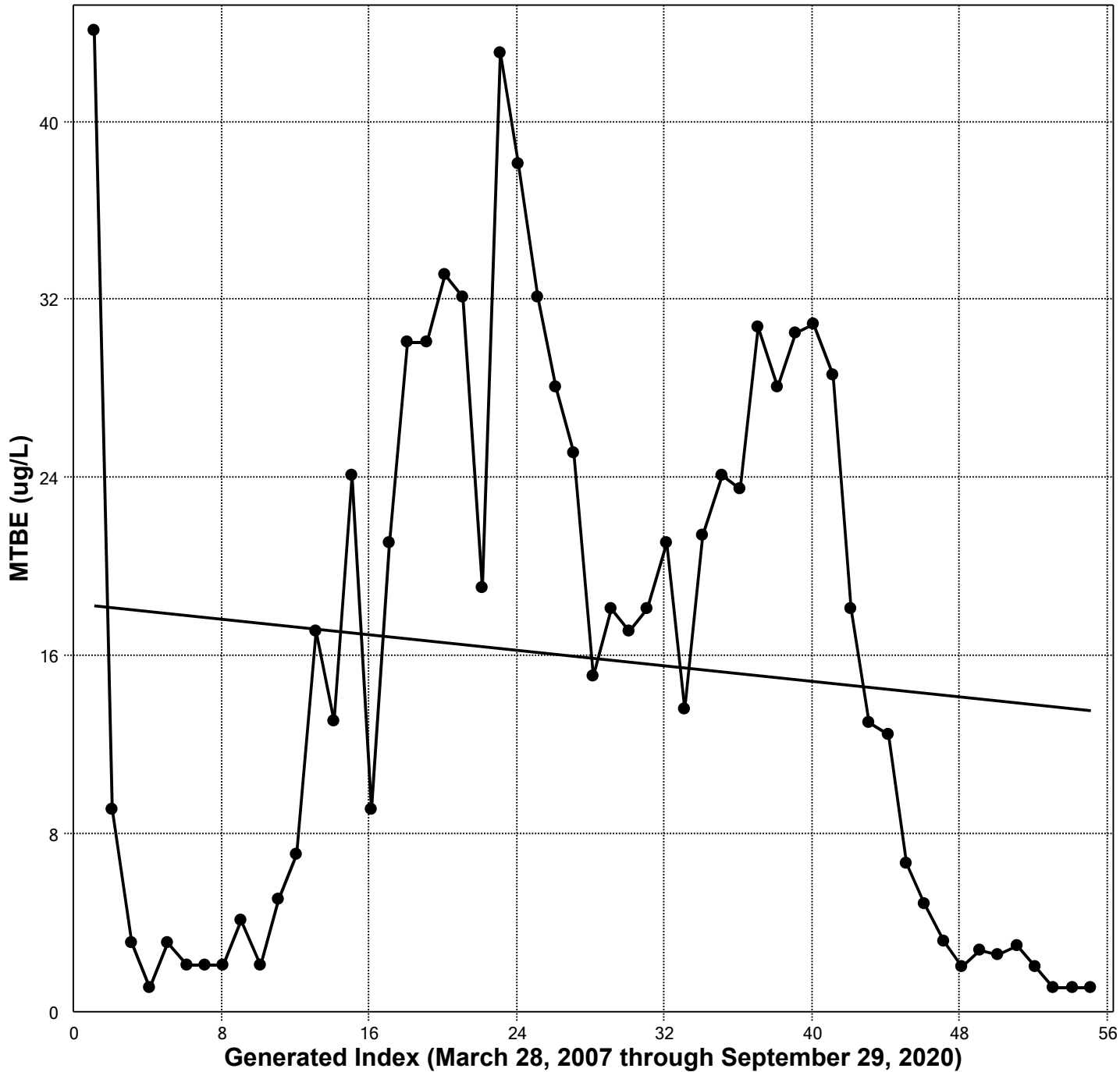
n	67
Confidence Coefficient	0.9900
Level of Significance	0.0100
Standard Deviation of S	183.8269
Standardized Value of S	-5.0917
M-K Test Value (S)	-937
Appx. Critical Value (0.01)	-2.3263
Approximate p-value	0.0000

## OLS Regression Line (Blue)

OLS Regression Slope	-19.5322
OLS Regression Intercept	1,496.3921

Statistically significant evidence of a decreasing trend at the specified level of significance.

# Mann-Kendall Trend Test: MW-8A MTBE (all data)



## Mann-Kendall Trend Analysis

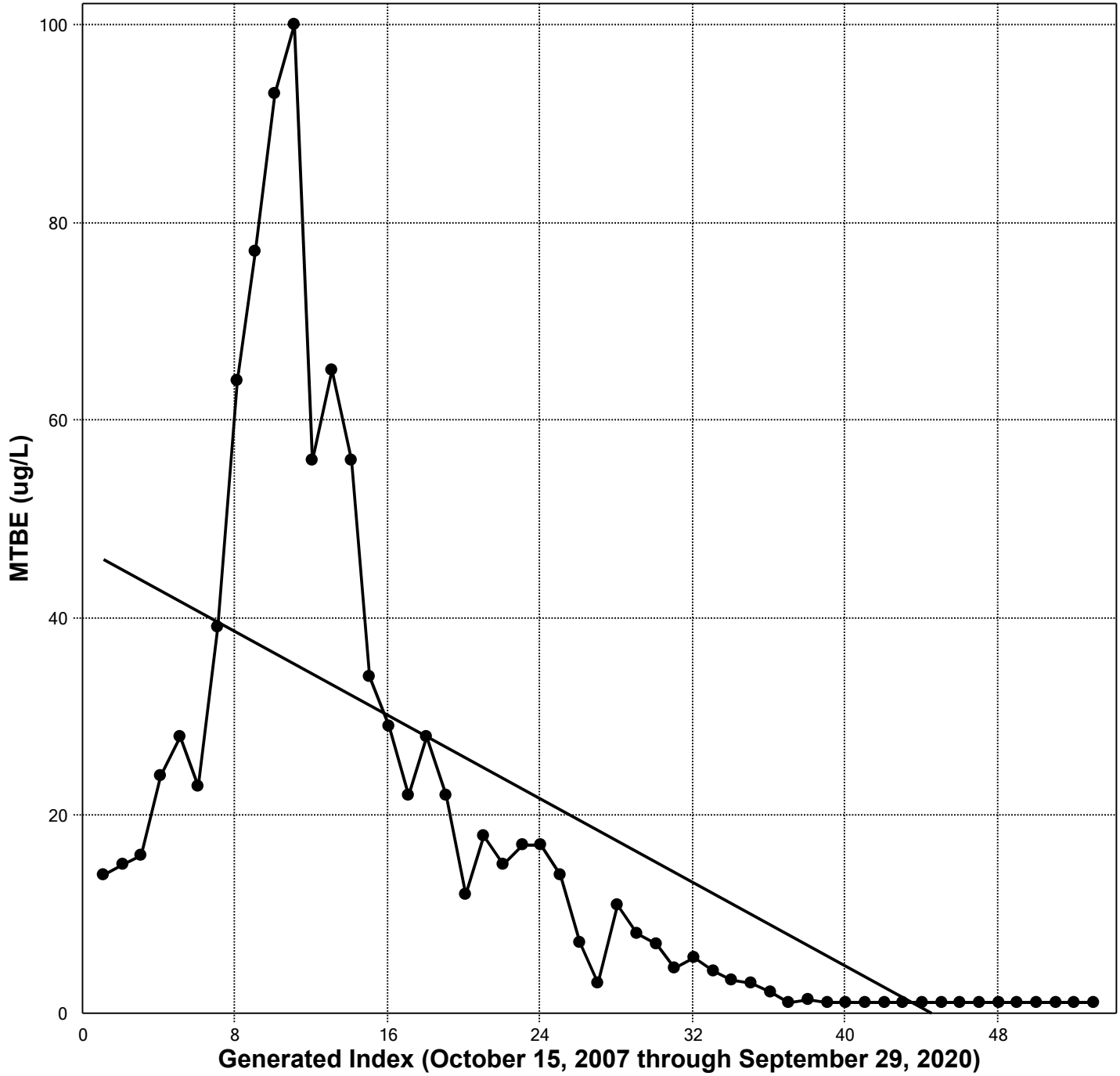
n	55
Confidence Coefficient	0.8500
Level of Significance	0.1500
Standard Deviation of S	137.6445
Standardized Value of S	-1.0389
M-K Test Value (S)	-144
Appx. Critical Value (0.15)	-1.0364
Approximate p-value	0.1494

## OLS Regression Line (Blue)

OLS Regression Slope	-0.0877
OLS Regression Intercept	18.2802

Statistically significant evidence of a decreasing trend at the specified level of significance.

# Mann-Kendall Trend Test: MW-8B MTBE (all data)



## Mann-Kendall Trend Analysis

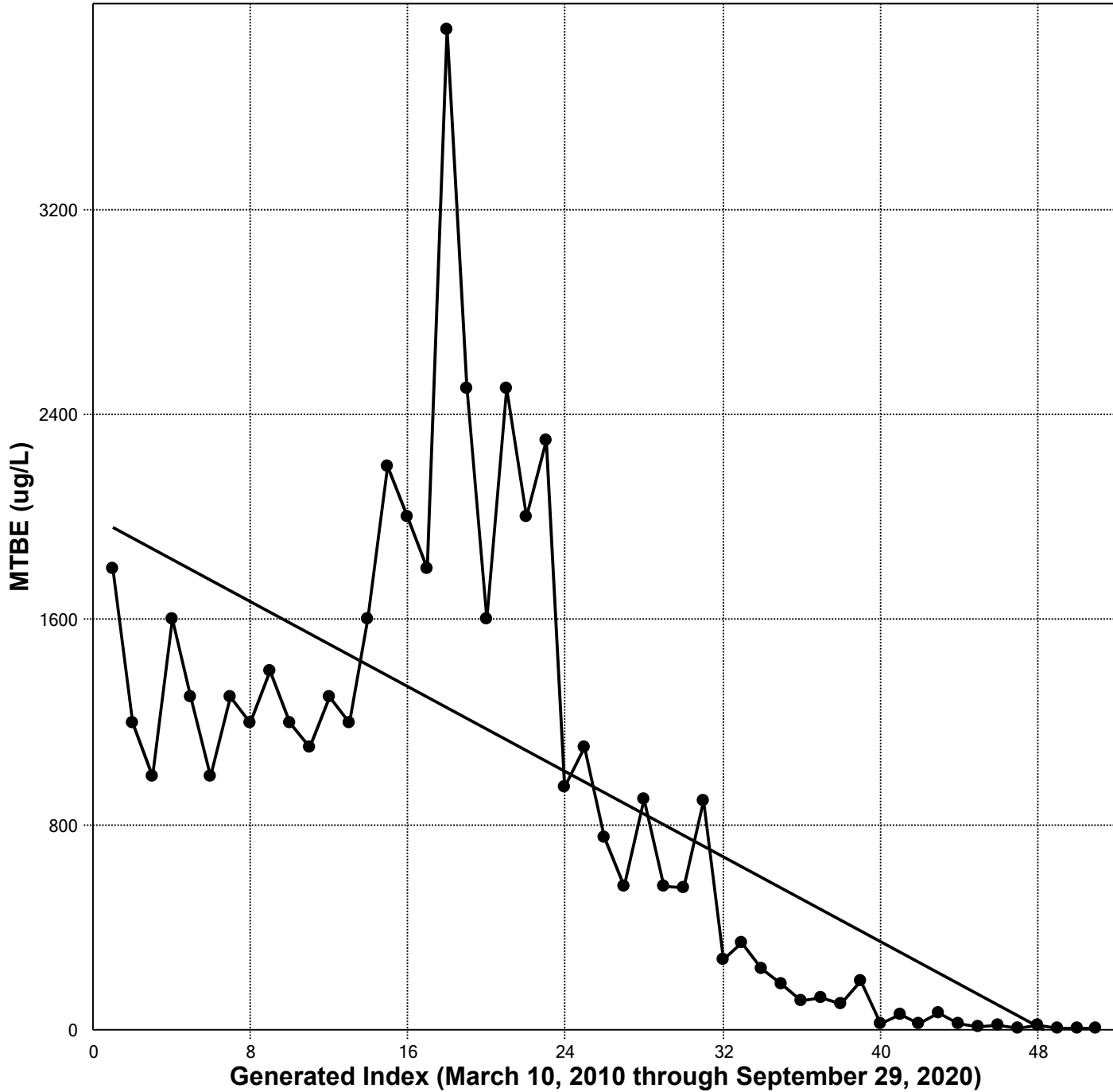
n	53
Confidence Coefficient	0.9900
Level of Significance	0.0100
Standard Deviation of S	128.7672
Standardized Value of S	-7.8436
M-K Test Value (S)	-1,011
Appx. Critical Value (0.01)	-2.3263
Approximate p-value	0.0000

## OLS Regression Line (Blue)

OLS Regression Slope	-1.0573
OLS Regression Intercept	46.9359

Statistically significant evidence of a decreasing trend at the specified level of significance.

# Mann-Kendall Trend Test: MW-9 MTBE (all data)



## Mann-Kendall Trend Analysis

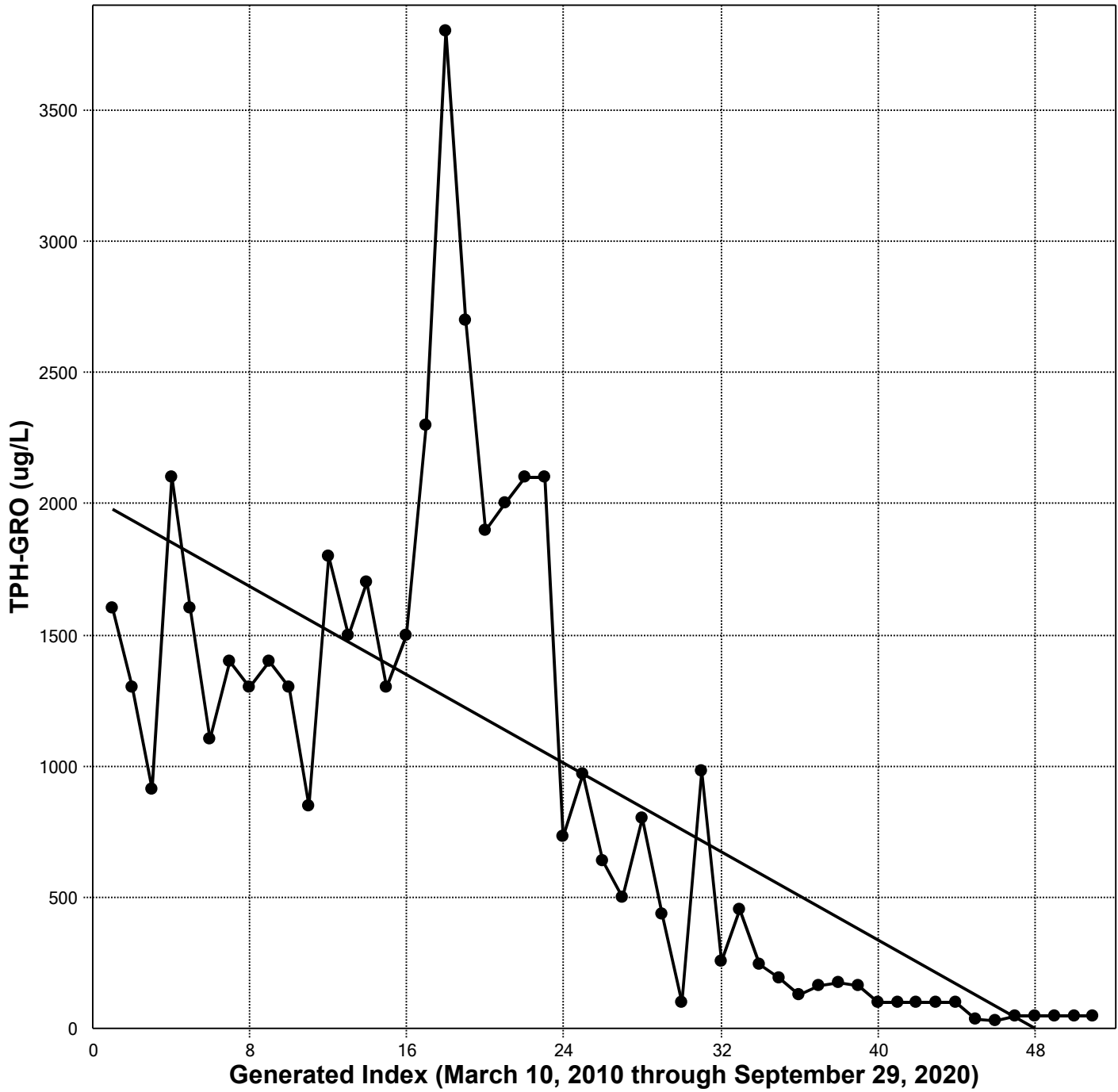
n	51
Confidence Coefficient	0.9900
Level of Significance	0.0100
Standard Deviation of S	123.0339
Standardized Value of S	-6.9331
M-K Test Value (S)	-854
Appx. Critical Value (0.01)	-2.3263
Approximate p-value	0.0000

## OLS Regression Line (Blue)

OLS Regression Slope	-41.4188
OLS Regression Intercept	1,999.8650

Statistically significant evidence of a decreasing trend at the specified level of significance.

# Mann-Kendall Trend Test: MW-9 TPH-GRO (all data)



## Mann-Kendall Trend Analysis

n	51
Confidence Coefficient	0.9900
Level of Significance	0.0100
Standard Deviation of S	122.8739
Standardized Value of S	-6.6003
M-K Test Value (S)	-812
Appx. Critical Value (0.01)	-2.3263
Approximate p-value	0.0000

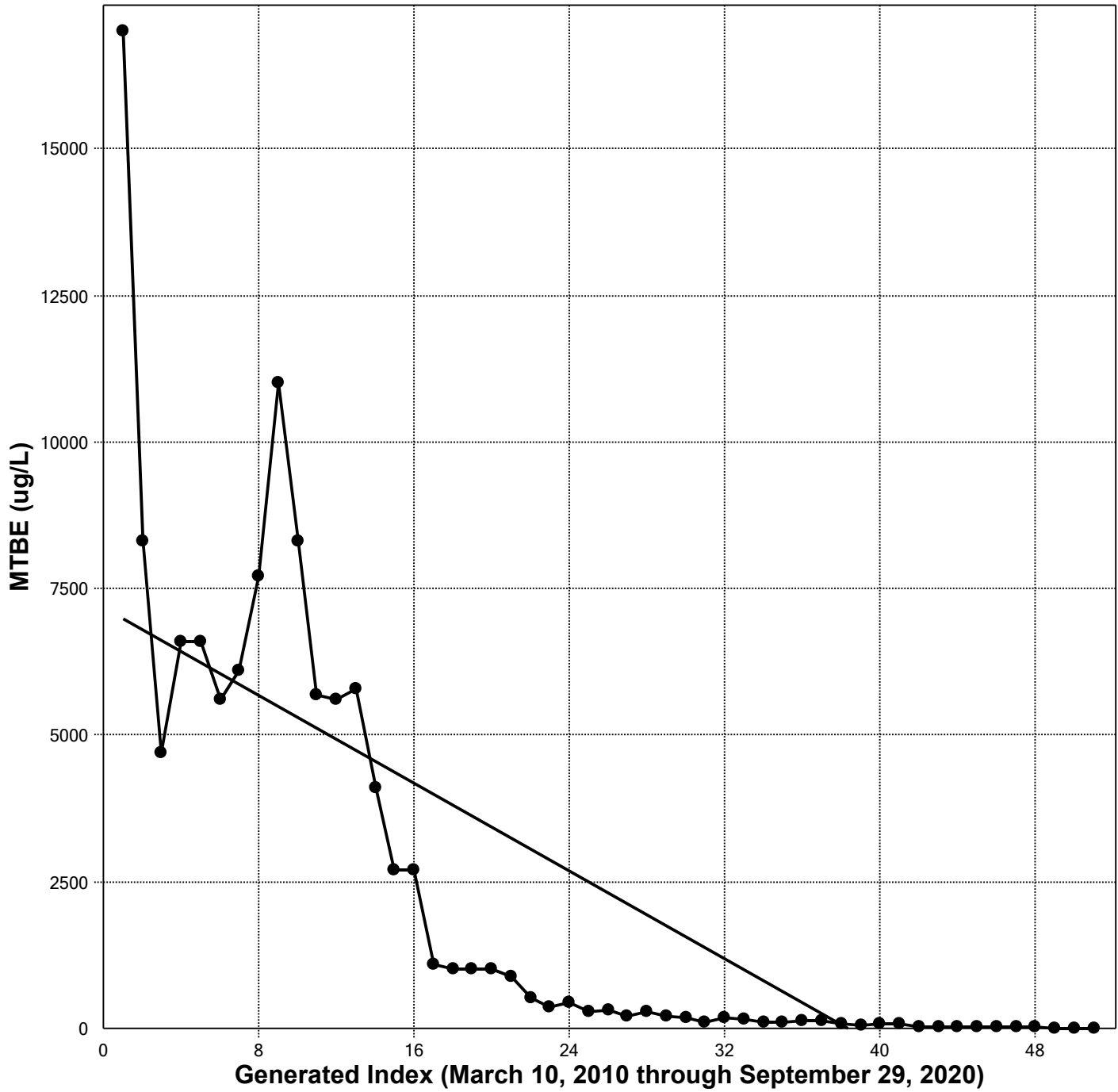
## OLS Regression Line (Blue)

OLS Regression Slope	-42.0970
OLS Regression Intercept	2,021.6816

Statistically significant evidence of a decreasing trend at the specified level of significance.



# Mann-Kendall Trend Test: MW-10 MTBE (all data)



## Mann-Kendall Trend Analysis

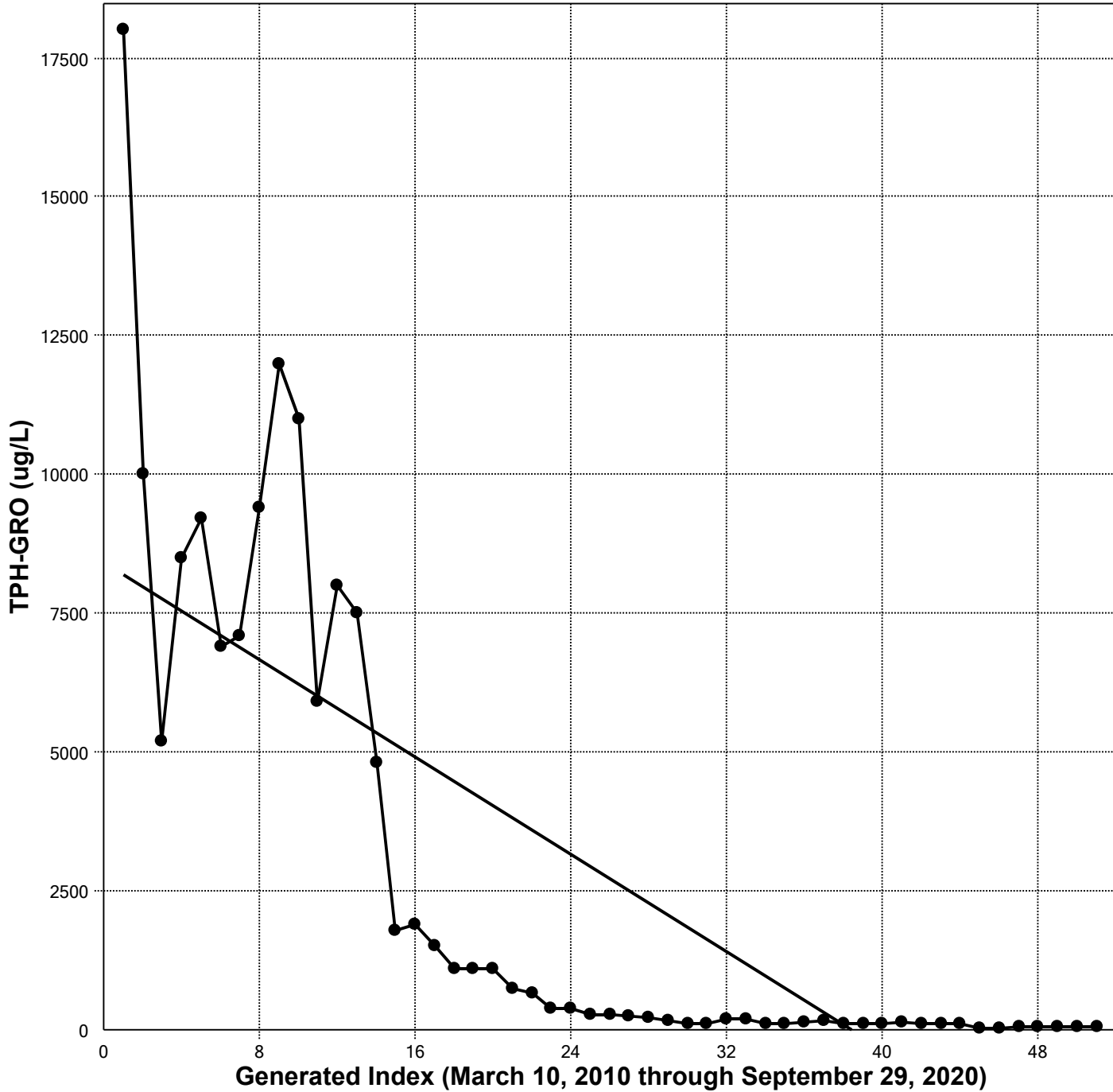
n	51
Confidence Coefficient	0.9900
Level of Significance	0.0100
Standard Deviation of S	123.0799
Standardized Value of S	-9.3679
M-K Test Value (S)	-1,154
Appx. Critical Value (0.01)	-2.3263
Approximate p-value	0.0000

## OLS Regression Line (Blue)

OLS Regression Slope	-187.4319
OLS Regression Intercept	7,179.9189

Statistically significant evidence of a decreasing trend at the specified level of significance.

# Mann-Kendall Trend Test: MW-10 TPH-GRO (all data)



## Mann-Kendall Trend Analysis

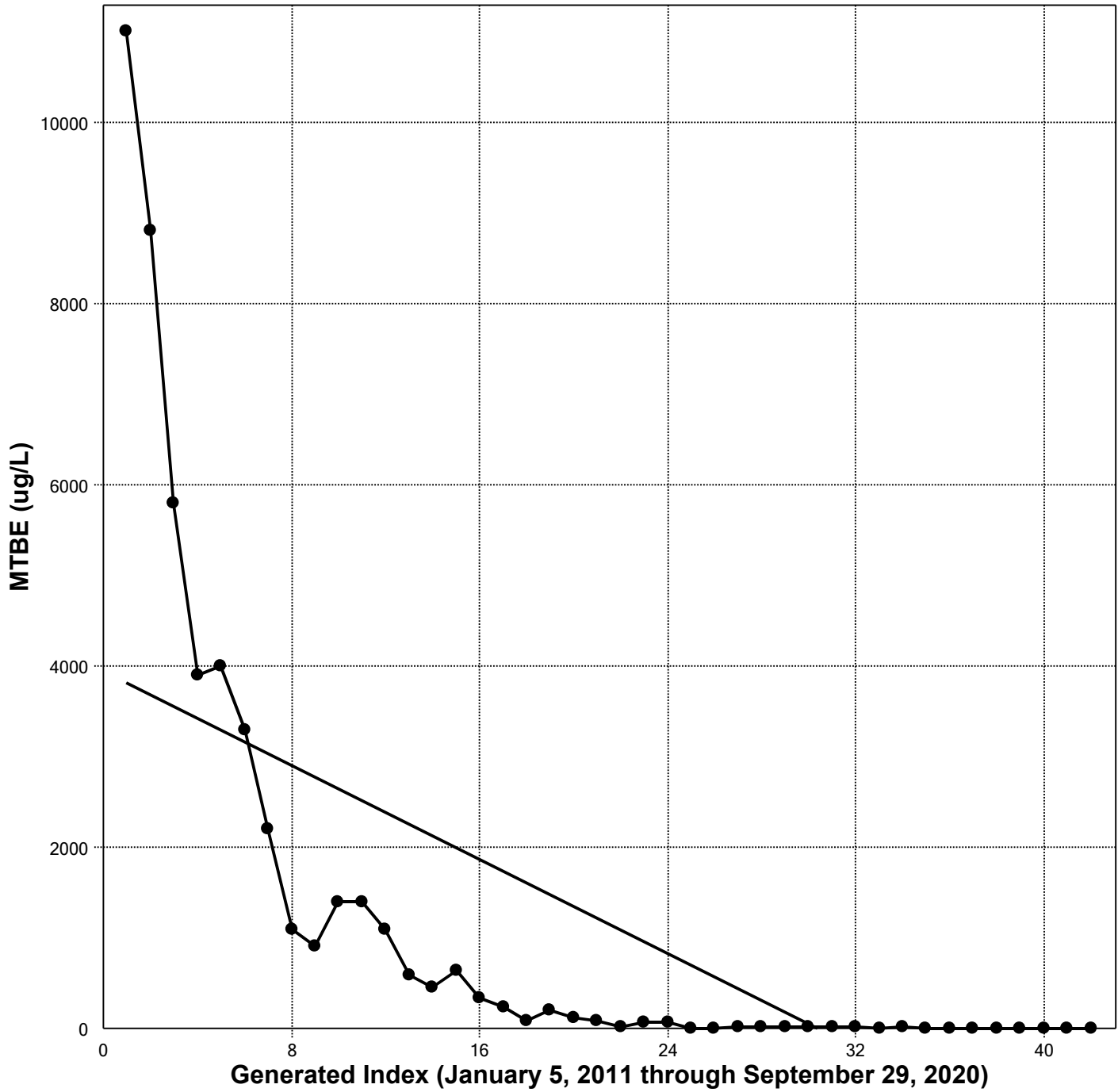
n	51
Confidence Coefficient	0.9900
Level of Significance	0.0100
Standard Deviation of S	122.8563
Standardized Value of S	-8.9210
M-K Test Value (S)	-1,097
Appx. Critical Value (0.01)	-2.3263
Approximate p-value	0.0000

## OLS Regression Line (Blue)

OLS Regression Slope	-219.4012
OLS Regression Intercept	8,401.1518

Statistically significant evidence of a decreasing trend at the specified level of significance.

# Mann-Kendall Trend Test: MW-11 MTBE (all data)



## Mann-Kendall Trend Analysis

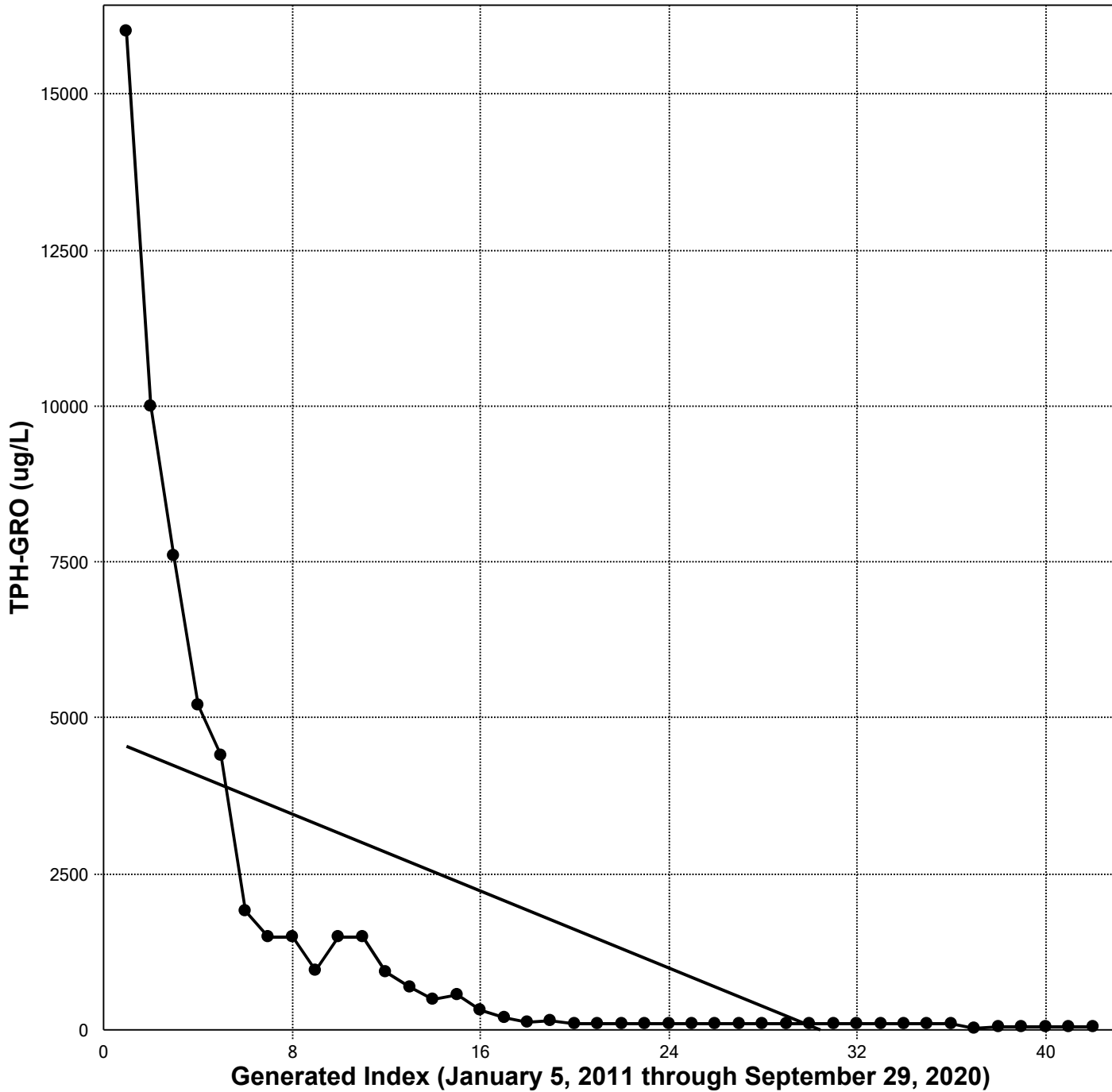
n	42
Confidence Coefficient	0.9900
Level of Significance	0.0100
Standard Deviation of S	92.2569
Standardized Value of S	-8.0102
M-K Test Value (S)	-740
Appx. Critical Value (0.01)	-2.3263
Approximate p-value	0.0000

## OLS Regression Line (Blue)

OLS Regression Slope	-130.3098
OLS Regression Intercept	3,942.3397

Statistically significant evidence of a decreasing trend at the specified level of significance.

# Mann-Kendall Trend Test: MW-11 TPH-GRO (all data)



## Mann-Kendall Trend Analysis

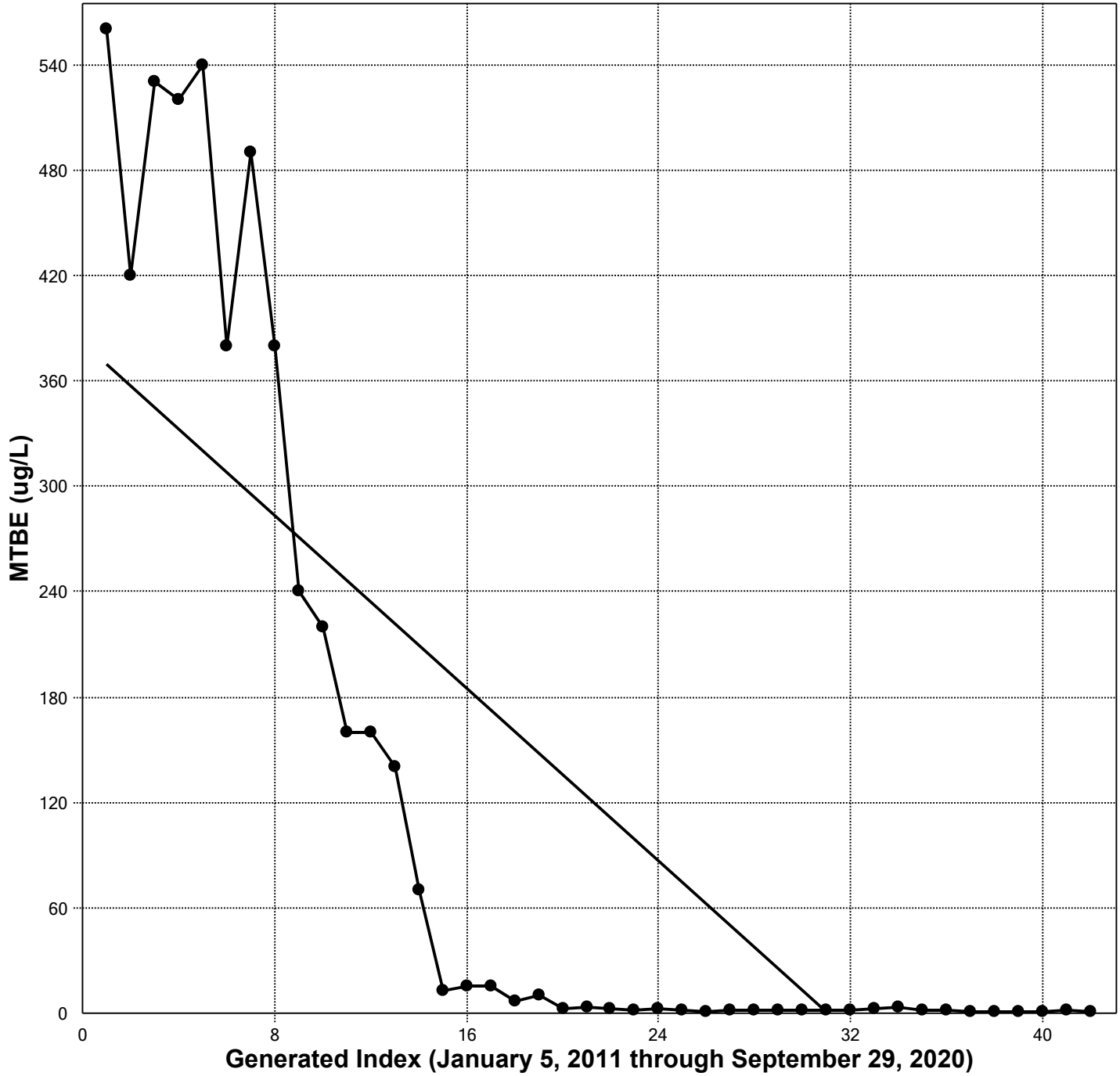
n	42
Confidence Coefficient	0.9900
Level of Significance	0.0100
Standard Deviation of S	89.4185
Standardized Value of S	-7.8955
M-K Test Value (S)	-707
Appx. Critical Value (0.01)	-2.3263
Approximate p-value	0.0000

## OLS Regression Line (Blue)

OLS Regression Slope	-154.4932
OLS Regression Intercept	4,689.8664

Statistically significant evidence of a decreasing trend at the specified level of significance.

# Mann-Kendall Trend Test: MW-12 MTBE (all data)



## Mann-Kendall Trend Analysis

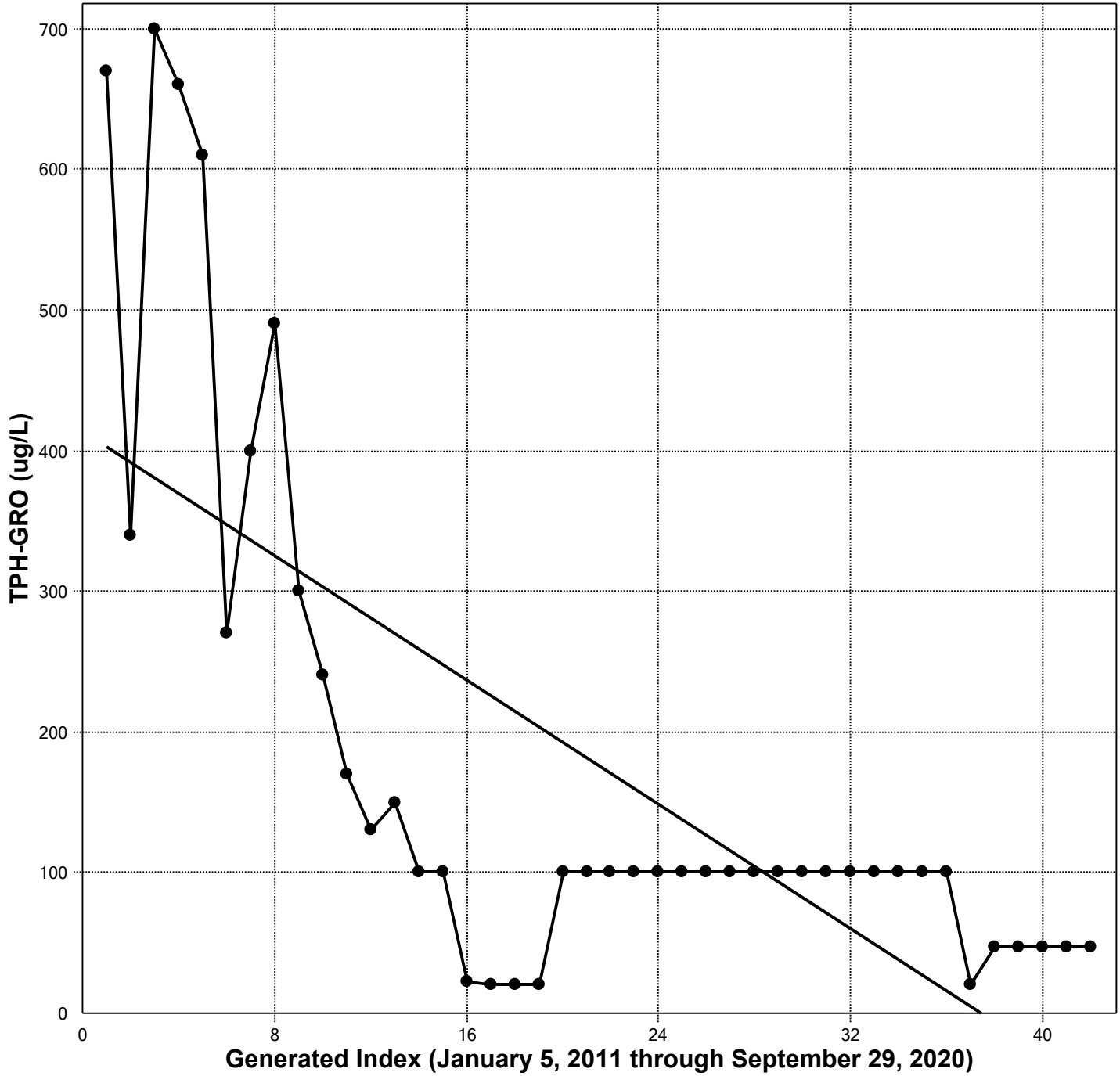
n	42
Confidence Coefficient	0.9900
Level of Significance	0.0100
Standard Deviation of S	92.2262
Standardized Value of S	-7.5900
M-K Test Value (S)	-701
Appx. Critical Value (0.01)	-2.3263
Approximate p-value	0.0000

## OLS Regression Line (Blue)

OLS Regression Slope	-12.3175
OLS Regression Intercept	381.7916

Statistically significant evidence of a decreasing trend at the specified level of significance.

# Mann-Kendall Trend Test: MW-12 TPH-GRO (all data)



## Mann-Kendall Trend Analysis

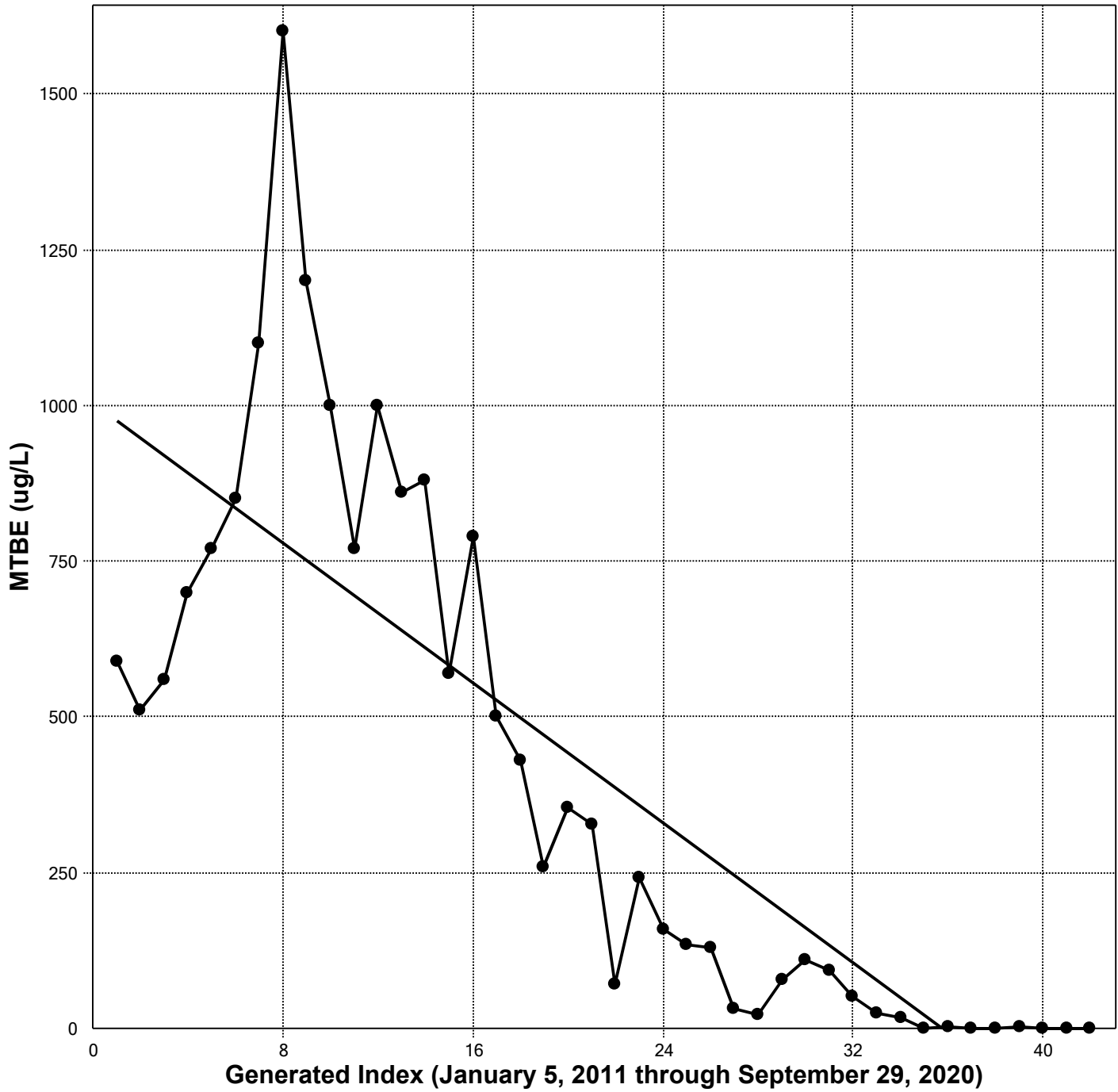
n	42
Confidence Coefficient	0.9900
Level of Significance	0.0100
Standard Deviation of S	87.5900
Standardized Value of S	-5.3088
M-K Test Value (S)	-466
Appx. Critical Value (0.01)	-2.3263
Approximate p-value	0.0000

## OLS Regression Line (Blue)

OLS Regression Slope	-11.0783
OLS Regression Intercept	413.5877

Statistically significant evidence of a decreasing trend at the specified level of significance.

# Mann-Kendall Trend Test: MW-13 MTBE (all data)



## Mann-Kendall Trend Analysis

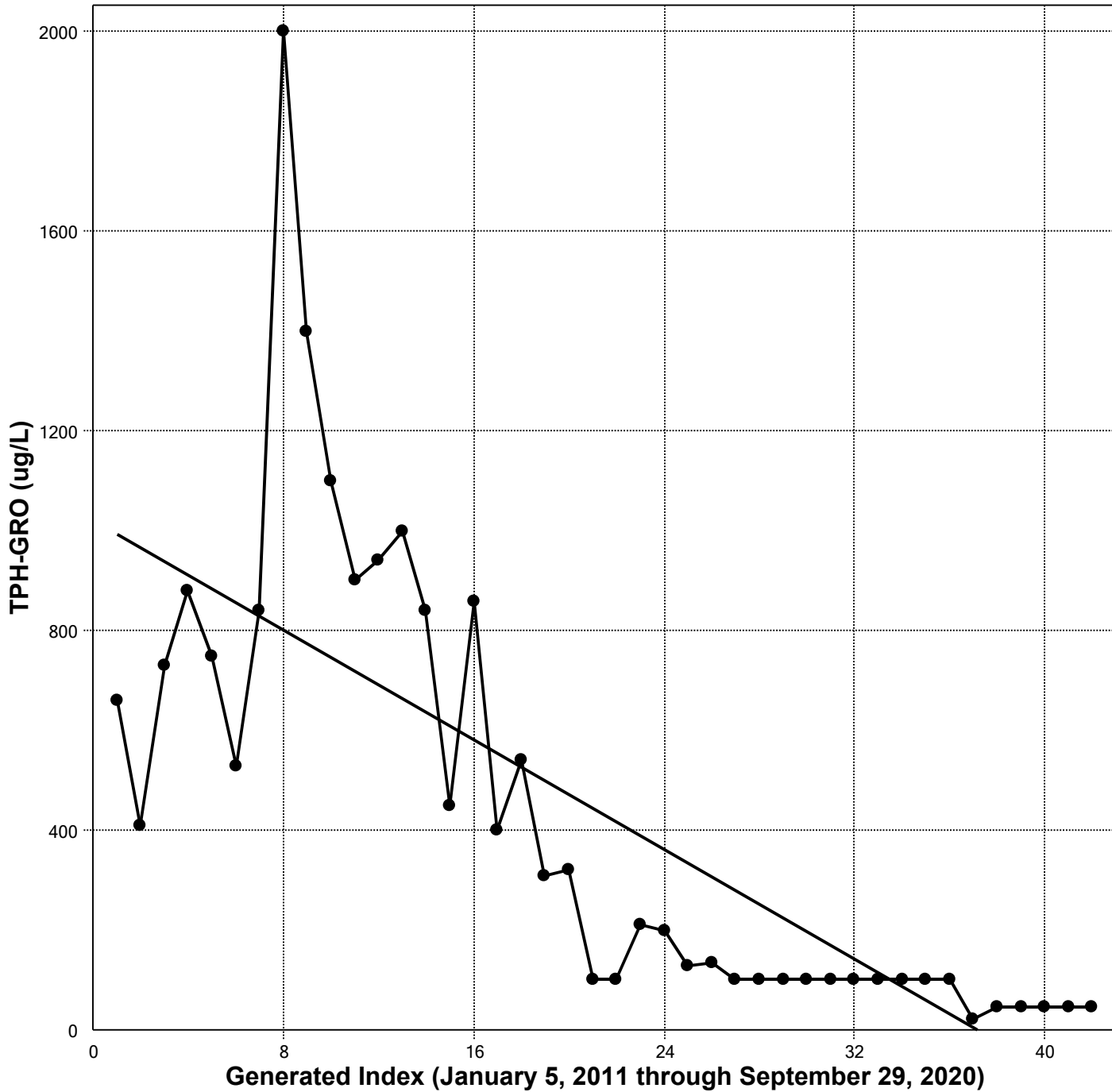
n	42
Confidence Coefficient	0.9900
Level of Significance	0.0100
Standard Deviation of S	92.1719
Standardized Value of S	-6.9869
M-K Test Value (S)	-645
Appx. Critical Value (0.01)	-2.3263
Approximate p-value	0.0000

## OLS Regression Line (Blue)

OLS Regression Slope	-28.1104
OLS Regression Intercept	1,004.2947

Statistically significant evidence of a decreasing trend at the specified level of significance.

# Mann-Kendall Trend Test: MW-13 TPH-GRO (all data)



## Mann-Kendall Trend Analysis

n	42
Confidence Coefficient	0.9900
Level of Significance	0.0100
Standard Deviation of S	91.0165
Standardized Value of S	-6.5812
M-K Test Value (S)	-600
Appx. Critical Value (0.01)	-2.3263
Approximate p-value	0.0000

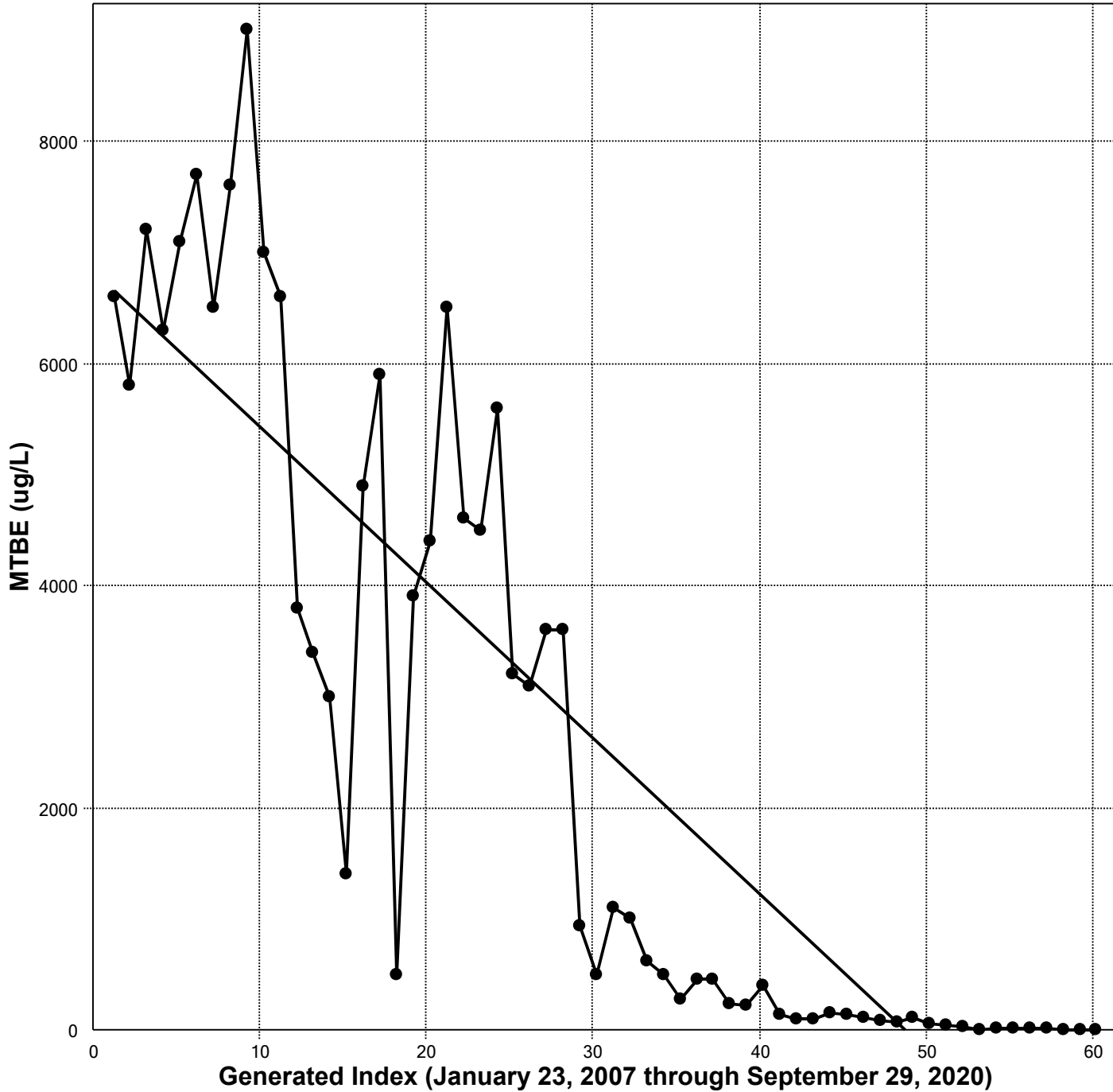
## OLS Regression Line (Blue)

OLS Regression Slope	-27.4859
OLS Regression Intercept	1,019.2334

Statistically significant evidence of a decreasing trend at the specified level of significance.



# Mann-Kendall Trend Test: HW-3 MTBE (all data)



## Mann-Kendall Trend Analysis

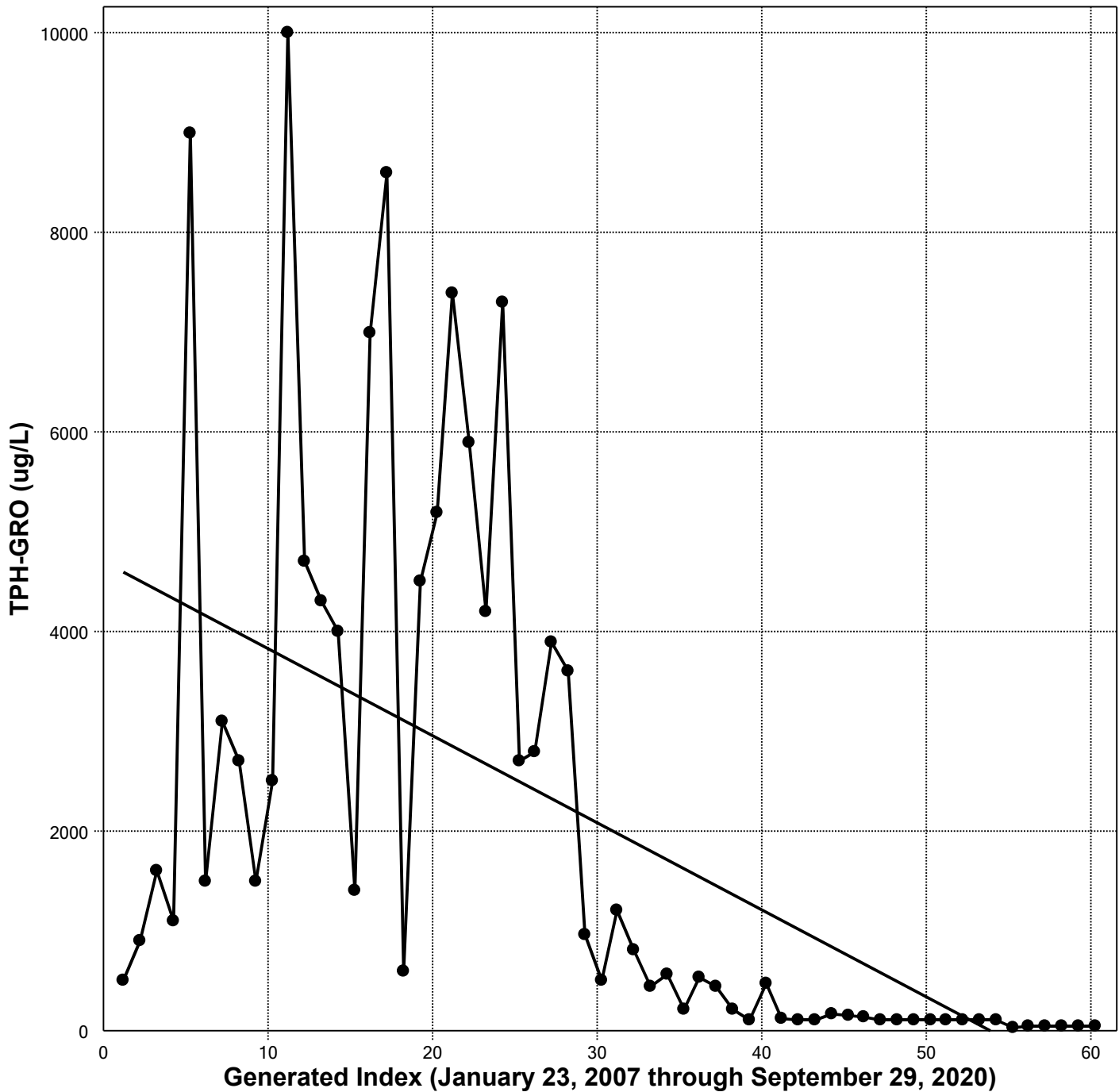
n	60
Confidence Coefficient	0.9900
Level of Significance	0.0100
Standard Deviation of S	156.7780
Standardized Value of S	-9.3955
M-K Test Value (S)	-1,474
Appx. Critical Value (0.01)	-2.3263
Approximate p-value	0.0000

## OLS Regression Line (Blue)

OLS Regression Slope	-140.0805
OLS Regression Intercept	6,792.0524

Statistically significant evidence of a decreasing trend at the specified level of significance.

# Mann-Kendall Trend Test: HW-3 TPH-GRO (all data)



## Mann-Kendall Trend Analysis

n	60
Confidence Coefficient	0.9900
Level of Significance	0.0100
Standard Deviation of S	156.4310
Standardized Value of S	-7.3834
M-K Test Value (S)	-1,156
Appx. Critical Value (0.01)	-2.3263
Approximate p-value	0.0000

## OLS Regression Line (Blue)

OLS Regression Slope	-87.3911
OLS Regression Intercept	4,678.8411

Statistically significant evidence of a decreasing trend at the specified level of significance.