



AECOM
430 National Business Parkway, Suite 190
Annapolis Junction, Maryland 20701

410.379.6900 tel
410.379.6901 fax

October 29, 2021

Ms. Susan Bull
Maryland Department of Environment
Oil Control Program
1800 Washington Blvd., Suite 620
Baltimore, Maryland 21230-1719

AECOM Project: 60144763

Subject: Third Quarter 2021 Monitoring and Sampling Report

7-Eleven Store No. 22281
2400 Pleasantville Road
Fallston, Maryland
Facility ID No. 0006365
MDE Case No. 2005-0120HA

Dear Ms. Bull:

On behalf of 7-Eleven, Inc. (7-Eleven), AECOM Technical Services, Inc. (AECOM) is submitting a quarterly monitoring and sampling report for the above-referenced site. This report provides a summary of the site activities performed during the months of July 2021 through September 2021. Specific tasks associated with this quarter's activities included the quarterly monitoring well gauging and groundwater sampling event, which occurred on September 27, 2021.

Twelve monitoring wells (MW-4A, MW-4B, MW-6, MW-8A, MW-8B, MW-8C, MW-9, MW-10, MW-11, MW-12, MW-13, and HW-3) are gauged and sampled on a quarterly basis. During this sampling event, MW-4B was inaccessible due to a well casing shift during recent sidewalk upgrades and was not gauged or sampled. Repair or abandonment of this well will be scheduled pending review of the case for closure. Monitoring wells MW-1A, MW-5, and MW-7 are gauged and sampled on an annual basis and were not sampled during this monitoring period. The monitoring wells sampled were analyzed for volatile organic compounds (VOCs) and total petroleum hydrocarbon gasoline range organics (TPH-GRO). The on-site drinking water supply well is sampled annually (at a minimum) and currently utilizes a carbon treatment system (not a requirement of Maryland Department of the Environment (MDE)).

AECOM, on behalf of 7-Eleven, submitted the *Off-site Potable Well Investigation Results* report on May 27, 2021 to the MDE detailing the results of a select set of commercial and residential potable wells in the vicinity of the site. A supplemental report with the sampling results of an additional property (2322 Pleasantville Road), was submitted to MDE on August 19, 2021.

Per discussion with MDE on September 28, 2021, this report includes updated Mann-Kendall statistical analysis of dissolved phase trends with the new sampling data. All Mann-Kendall statistical trends have been presented using the GSI Mann-Kendall Toolkit, which displays the data evaluated, the calculated trends, and the graphs for each constituent of concern. This analysis will be used in MDE's case closure review.

Upon issuance of case closure, monitoring wells MW-1A, MW-5, and MW-7 (reflective of the tank field vicinity) will be retained for the required High-Risk Groundwater Use Area (HRGUA) monitoring at the site.

If you have any questions, please contact Rachael Allen at (410) 379-6837.

Yours sincerely,



Emme Mayle
Environmental Scientist II
Emme.Mayle@aecom.com



Rachael Allen
Project Manager
Rachael.Allen@aecom.com



Marie Treiber
Regional Senior Project Manager
Marie.Treiber@aecom.com

cc: 7-Eleven Project File

Attachments:

Figure 1 – Site Plan
Figure 2 – Groundwater Elevation Map
Figure 3 – MTBE Concentration Map
Figure 4 – Historic Lithologic Cross-Section from 2016
Figure 5 – Lithologic Cross-Section A-A' - June 2021

Table 1 – Monitoring Well Water Table Elevation and Analytical Data
Table 2 – Monitoring Well Groundwater Analytical Results
Table 3 – Potable Well Analytical Results

Attachment A – Laboratory Analytical Results
Attachment B – MTBE Concentrations vs. Groundwater Elevation: Since 2014
Attachment C – MTBE Concentrations vs. Groundwater Elevation
Attachment D – Mann-Kendall Graphs

SAMPLING AND MONITORING REPORT- THIRD QUARTER 2021
7-ELEVEN STORE No. 22281
2400 Pleasantville Road
Fallston, Maryland
MDE Case No. 2005-0120 HA
AECOM Project No. 60144763
October 2021

AECOM Contacts: Rachael Allen, Project Manager
Marie Treiber, Regional Senior Project Manager

7-Eleven, Inc. Contact: Shellena Hussein, Manager Environmental Services

CURRENT SITE STATUS

- The site is an active 7-Eleven convenience store and retail gasoline station.
 - Twelve monitoring wells are located on the site and three monitoring wells are located off-site. The wells are gauged and sampled quarterly, with the exception of MW-1A, MW-5, and MW-7 which are sampled/gauged annually. (**Figure 1**).
 - The 7-Eleven store has a potable well with a point-of-entry treatment (POET) system (maintained by 7-Eleven as a pre-cautionary measure). The potable well is sampled annually.
-

SITE HISTORY

- In 1981, three 12,000-gallon steel, single-walled, cathodically protected USTs were installed at the site.
- In 1991, a carbon filtration point-of-entry (POET) system was installed at the 7-Eleven facility due to concentrations of methyl tert-butyl ether (MTBE) above the Maryland Department of Environment (MDE) guideline of 20 micrograms-per-liter ($\mu\text{g/l}$) in water samples collected from the well.
- On July 30, 2004, MDE conducted a compliance inspection of the 7-Eleven facility. During this inspection, MDE reported to 7-Eleven that petroleum hydrocarbon vapors were detected in the tank field sumps.
- On August 9, 2004, AECOM (formerly ENSR), on behalf of 7-Eleven, performed a one-hour hydrostatic test on the regular, mid-grade and premium gasoline UST submersible turbine pump (STP) containment sumps and conducted a general area survey to determine the source of petroleum vapors reported by MDE. The STP sumps tested tight. During ENSR's investigation, one observation well was discovered in the grass area immediately adjacent to the tank field. No liquid-phase hydrocarbons (LPH) or petroleum hydrocarbon vapors were detected in the well. Test results were submitted to MDE on August 11, 2004.
- In August 2004, at the request of the Harford County Health Department (HCHD) the POET system at the 7-Eleven facility was upgraded to ensure MTBE concentrations remain below laboratory detection limits in the treated potable water.

- On September 7, 2004, MDE requested evaluation of the site environmental conditions as part of the MDE investigation of all potential petroleum sources impacting drinking water wells within the Pleasantville area of Harford County.
- On September 27, 2004, AECOM (formerly ENSR), on behalf of 7-Eleven, submitted a limited hydrogeologic investigation work plan to MDE. On November 18, 2004, MDE issued ENSR approval to proceed after expanding the scope of the initial work plan.
- From September 2004 to November 2004 a Praxair tracer test was conducted at the site. Minor leaks in various tank top equipment such as Stage I vapor recovery adaptors/caps were identified and corrected as well as a repair to a vent line that was damaged during testing by Praxair. Testing of the product line secondary containment could not be conducted because the lines were not compatible with the Praxair test. 7-Eleven replaced the primary product piping at the facility with secondary contained Environ piping material. The tank system passed the Praxair test with only minor vapor leaks that were repaired and no indication of any liquid leak from the UST system.
- On January 10 through 12, 2005, AECOM (formerly ENSR), on behalf of 7-Eleven, installed thirteen temporary groundwater monitoring points at the site, which were sampled on February 21, 2005.
- On March 1, 2005, AECOM (formerly ENSR) submitted a Subsurface Investigation Findings Report to the MDE documenting the February 21, 2005 groundwater sampling event. Based on the analytical data and the groundwater flow direction, it appeared that dissolved-phase MTBE was mostly concentrated in the immediate vicinity of the tank field and on the eastern side of the pump island, with migration of moderate levels of MTBE to the northwest. No LPH had been detected. Other than surrounding businesses, of which none appeared to be directly down-gradient of the MTBE migration, no potable wells were identified within 500 feet down-gradient of the site.
- On June 17, 2005, at the request of the MDE, AECOM (formerly ENSR) submitted a Subsurface Investigation Work Plan addressing the installation of groundwater monitoring wells at the site based on the analytical results of the February 21, 2005 groundwater sampling event.
- On July 5 and 6, 2005, with MDE approval, AECOM (formerly ENSR) installed eight groundwater monitoring wells at the site.
- On August 15, 2005, AECOM (formerly ENSR) submitted a Monitoring Well Installation and Observation Report summarizing the site activities associated with the monitoring well installation and subsequent groundwater sampling event conducted in July 2005.
- On November 17, 2005, AECOM (formerly ENSR) submitted a Supplemental Groundwater Investigation Work Plan which proposed the installation of three additional shallow temporary monitoring points and four additional deep monitoring wells to complete the delineation of the subsurface petroleum hydrocarbon impact.
- On December 19, 2005, AECOM (formerly ENSR) installed three temporary monitoring points for horizontal delineation and abandoned the thirteen temporary monitoring points installed in January 2005.
- December 20, 2005, AECOM (formerly ENSR) collected groundwater samples from and subsequently abandoned the three temporary groundwater monitoring points.
- On January 3-5, 2006, AECOM (formerly ENSR) installed a deep monitoring well in the vicinity of monitoring well MW-3A and in the vicinity of monitoring well MW-4A for vertical delineation.
- On March 16, 2006, AECOM (formerly ENSR) submitted a Monitoring Well Installation and Observation Report summarizing the site activities associated with the installation of two monitoring

wells for vertical delineation. Groundwater samples collected from the newly installed monitoring wells MW-3B and MW-4B did not report any concentrations of volatile organic compounds (VOCs) total petroleum hydrocarbon diesel range/gasoline range organics (TPH DRO/GRO) above the laboratory detection limits except MTBE in monitoring well MW-4B at 16 µg/l.

- On March 14, 2006, AECOM (formerly ENSR) discussed the content of the Corrective Action Plan (CAP) and testing with MDE. MDE approved the submittal of a Corrective Action Evaluation Plan (CAEP) to include protocols for pilot test activities to evaluate the remediation strategy of the site.
- On April 13, 2006, AECOM (formerly ENSR) submitted a CAEP as agreed upon with the MDE. The CAEP included plans for the feasibility testing of groundwater pump and treat, soil vapor extraction and bioremediation as possible remediation strategies.
- On July 12, 2006 AECOM (formerly ENSR) conducted a 9-hour pumping test on monitoring well MW-4A as discussed in the CAEP.
- On July 30, 2006 bioremediation bench scale studies were conducted by Enzyme Technologies, Inc. to determine the effectiveness of bio-augmentation or bio-stimulation applications for the degradation of petroleum hydrocarbons, including MTBE.
- On August 30, 2006 a soil vapor extraction test was conducted in accordance with CAEP approved protocols.
- On November 7, 2006 AECOM (formerly ENSR) submitted a work plan to the MDE for the Membrane Interface Probe (MIP) investigation and additional monitoring well installation. The work plan was approved by MDE on November 29, 2006.
- On November 27, 2006 AECOM (formerly ENSR) began a long-term soil vapor extraction (SVE) test on SVE points SVE-1, SVE-2, SVE-3 and monitoring well MW-4A.
- On January 16 and 17, 2007 AECOM (formerly ENSR) installed nine membrane interface probe (MIP) borings.
- On January 29, 2007 AECOM (formerly ENSR) submitted a Site Conceptual Model (SCM).
- On January 31, 2007 AECOM (formerly ENSR) submitted a work plan for additional groundwater extraction testing.
- AECOM (formerly ENSR) installed an off-site monitoring well (MW-8) on March 21, 2007.
- On March 22, 2007 AECOM (formerly ENSR) submitted a report detailing the results of the MIP investigation and a report detailing the preliminary results from the long-term SVE test under separate covers.
- On August 27, 2007 AECOM (formerly ENSR) submitted a work plan for subsurface pilot testing for the injection of bio-remediation products.
- AECOM (formerly ENSR) installed one off-site monitoring well (MW-8B) on October 2, 2007.
- On February 4, 2008 AECOM (formerly ENSR) submitted a revised bio-injection Work Plan as requested by MDE.
- On April 23, 2008 MDE approved the revised bio-injection Work Plan.

- On September 2, 2008 eight geoprobe points were installed to characterize soils in the proposed new tank field area.
- The SVE system was discontinued on September 8, 2008 with approval from MDE prior to the excavation of the former tank field.
- On October 8 and 9, 2008 AECOM observed the removal of three USTs and associated product piping. Following the former UST system removal, two fiberglass double walled USTs were installed: a 15,000-gallon regular ethanol and a 10,000-gallon premium ethanol. Approximately 622.59 tons of soil was not utilized for backfill and was removed from the site. In addition, observation well HW-1 was destroyed during UST replacement activities.
- On November 14, 2008, AECOM began field bio-augmentation testing which continued through April 2009.
- On December 2, 2008 AECOM submitted a Tank Closure Report to the MDE.
- On June 11, 2009, AECOM begun sampling the potable well located at 2414 Pleasantville Road on a biannual basis.
- On July 29, 2009 AECOM submitted a Bio-Augmentation Pilot Test Report to the MDE.
- On December 23, 2009, AECOM attempted a second semi-annual sampling of the potable well located at 2414 Pleasantville Road per the MDE directive letter dated March 5, 2009. Upon arrival, however, it was determined that the business had been vacated, and the building was no longer in use.
- On January 20-21, 2010, AECOM completed installation and surveying of two additional shallow groundwater monitoring wells on-site and conducted a half-mile radius potable well search.
- On February 18, 2010, AECOM regained access to the 2414 Pleasantville Road property and resumed a biannual sampling schedule.
- The well installation and potable well sampling were detailed in the Monthly Progress Report, dated March 5, 2010, and the Potable Well Survey Report, dated February 25, 2010.
- On March 25, 2010, AECOM submitted a Lineament Analysis Report to MDE per their December 29, 2009, directive letter.
- On September 17, 2010, AECOM submitted an Additional Well Installation Work Plan, recommending installation of three additional monitoring wells within the vicinity of HW-3, MW-4A, MW-9, and MW-10.
- On December 20 and 21, 2010, AECOM installed monitoring wells MW-11 through MW-13.
- In June 2011, AECOM completed the bioremediation pilot testing.
- On June 30, 2011, AECOM submitted a revised CAP, recommending installation of an additional four injection/ISOC points based on the results of the bio-augmentation pilot study.
- On March 6, 2012, MDE approved the Bio-Augmentation Work Plan, including the installation of two trenches and a nine-month bio-augmentation testing period.
- On August 20, 2012, AECOM and Odyssey Construction completed the installation of the two bio-injection trenches and began the nine-month testing period on September 12, 2012.

- On June 6, 2013, AECOM concluded the nine-month bio-augmentation testing period.
- On August 22, 2013, AECOM submitted a Bio-Augmentation Pilot Test Report, which included a request to extend the bio-augmentation feasibility test for an additional nine-month period.
- On September 20, 2013, AECOM submitted a revised SCM, which reflected the updated pilot testing and sampling, and addressed the environmental issues at and around the subject property.
- On November 7, 2013, AECOM submitted a Revised Bio-Injection Testing Request for the use of Regenesis Oxygen Release Compound (ORC®) filter socks during the extended bio-augmentation feasibility test.
- On December 10, 2013 MDE issued a directive letter with a request for supplemental clarifications to the recently submitted SCM. Additionally, MDE instructed AECOM to begin quarterly monitoring of natural attenuation parameters (dissolved oxygen, nitrogen, sulfur, iron and methane).
- On February 7, 2014, AECOM submitted a comprehensive remedial evaluation and an evaluation of the stability of the current groundwater contaminant plume in response to the MDE request for supplemental clarifications.
- On March 19, 2014, AECOM initiated collection of natural attenuation parameters from MW-1A, MW-4A, MW-4B, MW-5, MW-6, MW-7, MW-9 through MW-13 and HW-3 and the three off-site monitoring wells (MW-8A, MW-8B, MW-8C) on a quarterly basis.
- On May 28, 2014, 7-Eleven received a directive letter from MDE that approved closure and abandonment of upgradient monitoring wells MW-1B, MW-2, MW-3A, MW-3B and HW-2.
- On June 30, 2014, five monitoring wells (MW-1B, MW-2, MW-3A, MW-3B and HW-2) were abandoned. The Well Abandonment Report was submitted to MDE under separate cover on July 29, 2014.
- On April 14, 2015, 7-Eleven received a directive letter from MDE to update the monitoring well sampling procedures including sampling and gauging monitoring wells MW-1A, MW-5, MW-7 and the on-site water supply well on an annual basis. The remaining eleven on-site monitoring wells will continue to be gauged and sampled on a quarterly basis. Samples will no longer be collected from the off-site water supply well located at 2414 Pleasantville Road.
- On May 21, 2015, AECOM submitted an Additional Well Installation Work Plan to the MDE to install an additional off-site bedrock monitoring well (MW-8C) located adjacent to the existing monitoring wells MW-8A and MW-8B.
- On June 16, 2015, 7-Eleven received a directive letter from MDE that approved the installation of the off-site bedrock monitoring well (MW-8C). A geophysical analysis will be conducted on the bedrock that will include heat-pulse flow meter, 3-arm caliper, spontaneous potential, single resistivity, and acoustic televiewer. In addition, groundwater samples will be collected from pertinent fracture points during geophysical testing.
- On October 12 and 13, 2015, AECOM installed additional off-site bedrock monitoring MW-8C located north of the subject property across Maryland Route 152 and adjacent to the northwest of monitoring wells MW-8A and MW-8B.

- On October 16, 2015, a borehole geophysics survey was completed on the bedrock monitoring well MW-8C which utilized optical televiewer, acoustic televiewer, caliper, fluid temperature, fluid conductivity, natural gamma, borehole verticality, spontaneous potential, single point resistance, 16"/64" normal resistivity, and heat pulse flowmeter (static and dynamic) logging.
- On January 21, 2016 Arm Group Inc. (ARM) conducted packer testing on monitoring well MW-8C to collect discrete samples from targeted fractures in the bedrock. Four potential water-bearing fractures were selected including: 90 feet bgs to 112 feet bgs; 112 feet bgs to 120 feet bgs; 125 feet bgs to 148 bgs; and 162 feet bgs to 190 feet bgs (well bottom).
- On November 23, 2016, 7-Eleven received approval via e-mail correspondence from the MDE to abandon the injection points located across the northern asphalt paved entrance due to safety concerns.
- On October 24, 2016, AECOM abandoned the injection points located in a trench across the northern asphalt-paved entrance with concrete bentonite slurry and the area was repaved.
- On March 13, 2017, AECOM stopped collecting natural attenuation parameters from MW-1A, MW-4A, MW-4B, MW-5, MW-6, MW-7, MW-9 through MW-13 and HW-3 and the three off-site monitoring wells (MW-8A, MW-8B, MW-8C) on a quarterly basis.
- On April 18, 2017, 7-Eleven received a directive letter from MDE, that approved the discontinuation of the natural attenuation analysis and parameter collection during the quarterly sampling events.
- On May 26, 2017, AECOM submitted a Migration Risk and Remedial Goal Summary to the MDE to further demonstrate the risk of migration and impacts of onsite contaminants to the surrounding off-site potable wells. In addition, AECOM reviewed and edited the previously approved monitored natural attenuation and remedial goals for the site.
- Per MDE's February 21, 2019 email, a complete round of sampling, including those wells that are sampled on an annual basis (MW-1A, MW-5, and MW-7) was included in the second quarter of 2019 sampling event.
- On May 28, 2019, 7-Eleven received a directive letter from MDE, that requested modifications to the tables and the preparation of Mann-Kendall analysis for each of the monitoring wells. In addition, the letter stated that the OCP will reevaluate the status of the case after the completion of the 2019 calendar year.
- On January 30, 2020, AECOM submitted the final quarterly report for 2019 with MK analysis for each well to aid in MDE OCP review and requested case closure.
- On April 30, 2020, AECOM submitted the first quarterly report for 2020 and continued to request case closure.
- On July 27, 2020, AECOM submitted the second quarterly report for 2020, which included updated MK graphs, and continued to request case closure.
- On November 4, 2020, MDE issued a directive to 7-Eleven to sample a select set of residential and commercial potable wells within the vicinity of the site.
- On January 28, 2021 AECOM, on behalf of 7-Eleven, submitted the fourth quarter 2020 report to the MDE.
- On February 17, 2021, 7 of the 15 requested off-site potable wells were sampled.

- On March 3, 2021, AECOM, on behalf of 7-Eleven, notified the MDE that the potable well samples were delayed due to weather and would not arrive at the laboratory within temperature.
- On March 15, 2021 the 7 of the 15 off-site potable wells were resampled.
- On April 26, 2021, an additional four off-site potable wells were sampled.
- On May 10, 2021, one additional off-site potable well was sampled (2120 Round Hill Road).
- On May 27, 2021 AECOM, on behalf of 7-Eleven, submitted the Off-site Potable Well Investigation Results Report to MDE.
- On June 25, 2021 AECOM received an additional signed TAA from one of the three remaining off-site properties directed to be sampled by MDE.
- On August 19, 2021, submitted to MDEa supplemental report for the off-site potable well (2322 Pleasantville Road) sample results.

ACTIVITIES THIS QUARTER

Monitoring Period:	July through September 2021
Site Visit(s):	September 27, 2021
Field Activities:	Groundwater gauging and sampling
Depth-to-Water:	On September 27, 2021, depth-to-water ranged from 9.11 feet bgs in monitoring well MW-8B to 22.56 feet bgs in well MW-1A. A groundwater elevation map is shown as Figure 2 , and historical groundwater elevations are listed in Table 1 . Groundwater flow direction (north-northwest) remains consistent with previous sampling events.
Liquid-Phase Hydrocarbons:	No LPH has ever been observed at the site.
Number of Monitoring Wells/Monitoring Wells Sampled:	Eight on-site monitoring wells (MW-4A, MW-6, MW-9 through MW-13, and HW-3) and three off-site wells (MW-8A, MW-8B, and MW-8C) were sampled on September 27, 2021. MW-4B was inaccessible for sampling. (Table 2 , Figure 3 and Attachment A).

CURRENT SITE EVALUATION

Analytical Discussion

Groundwater samples were collected from eight on-site monitoring wells (MW-4A, MW-6, MW-9 through MW-13, and HW-3) and three off-site monitoring wells (MW-8A through MW-8C) on September 27, 2021. Prior to sampling, the monitoring wells were purged until three well volumes were removed or until the well went dry to obtain representative samples. The samples were placed into appropriate glass containers and preserved as necessary. The samples were shipped to Eurofins TestAmerica (TestAmerica) of Pensacola, Florida and analyzed for VOCs including fuel oxygenates and naphthalene by EPA Method 8260B and TPH-GRO by EPA Method 8015.

All VOCs analyzed were either below the laboratory detection limits or below their respective MDE Groundwater Cleanup Standards (chloroform, tetrachloroethene, and methyl tert-butyl ether [MTBE]).

Source monitoring well (MW-4A) and the downgradient wells have shown decreasing trends in MTBE over the years. The MTBE plume has displayed an overall decreasing trend in both size and concentration, which suggests evidence of natural attenuation. As detailed in the Migration Risk Remedial Goal Summary Report dated May 26, 2017, the on-site MTBE has not significantly impacted any surrounding sensitive receptors nor is the MTBE likely to impact any in the future, based on the observed decreasing on-site trends. Concentration trends for MTBE over time in select monitoring wells are included in **Attachments B** and **C**.

7-Eleven's independent contractor collected samples from the on-site POET system (pre-, mid-, and post-treatment) on August 16, 2021. All analytes were below the laboratory detection limits. 7-Eleven's independent contractor's current and past results for BTEX, MTBE, tert-butyl alcohol (TBA) and tert-amyl methyl ether (TAME) in the pre-, mid-, and post-treatment samples are included in **Table 3**.

Geologic Conditions

The attached historic **Figure 4** cross-section depicts the off-site potable wells as well as the current on- and off-site monitoring wells. The groundwater levels included in this historic cross-section are from April 2016. The deep wells installed within the schist bedrock, similar to the off-site potable wells, are monitoring wells MW-4B, MW-8B, and MW-8C. These wells provide coverage of the shallow fractures providing water to the off-site potable wells. The shallow monitoring wells, which are the only locations showing residual MTBE concentrations at this time, are installed within the clayey silt or saprolite overburden and are therefore not connected to the fractures located within the schist bedrock that are supplying the off-site potable wells. MTBE concentrations in monitoring well MW-4B have been below the laboratory detection limits since the March 24, 2015 sampling event; MTBE concentrations in monitoring well MW-8B have been below the MDE Groundwater Cleanup Standard since the June 5, 2012 sampling event and below the laboratory detection limit since March 13, 2017; and MTBE concentrations in monitoring well MW-8C have been BDL since December 19, 2017. The groundwater flow depicted in this figure confirms the general northerly flow direction identified in **Figure 2**. **Figure 5** is included as a lithological cross-section using data collected from previous installations for the on and off-site monitoring wells and has been updated through the June 3, 2021 gauging event.

MANN-KENDALL STATISTICAL ANALYSIS

The Mann-Kendall (MK) analyses for MTBE and TPH-GRO have continued to be updated with each quarter's data and have been updated in this report to include the September 27, 2021 data. Per discussions with MDE on September 28, 2021, the MK trend analyses were performed this quarter using the GSI Mann-Kendall Toolkit. The results of the MK analysis are further discussed below:

- MW-4A: The MK trend analysis was performed on monitoring well MW-4A for MTBE and TPH-GRO concentrations between March 2007 and September 2021. Because of the GSI Toolkit format, this analysis was presented as two datasets: March 2007 through September 2015 and December 2015 through September 2021. The results of the MK analyses show that both MTBE and TPH-GRO concentrations indicate statistically significant evidence of decreasing trends at a 99% confidence level.
- MW-6: The MK trend analysis was performed on monitoring well MW-6 for MTBE and TPH-GRO concentrations between March 2007 and September 2021. Because of the GSI Toolkit format, this analysis was presented as two datasets: March 2007 through September 2015 and December 2015 through September 2021. The results of the MK analyses show that both MTBE and TPH-GRO concentrations indicate statistically significant evidence of decreasing trends at approximately a 99% confidence level.
- MW-8A: The MK trend analysis was performed on monitoring well MW-8A for MTBE concentrations between March 2007 and September 2021. Because of the GSI Toolkit format, this analysis was presented as two datasets: March 2007 through September 2015 and December 2015 through September 2021. The first dataset indicated an increasing trend; however, MW-8A MTBE has shown a decreasing trend since December 2015 with 99% confidence. In addition, MTBE concentrations have been below the MDE Groundwater Clean-up Standard since June 28, 2017; the maximum concentration reported was 44 µg/L during the March 28, 2007 sampling event. MTBE has been below the laboratory detection limit since March 2020.
- MW-9: The MK trend analysis was performed on monitoring well MW-9 for MTBE and TPH-GRO concentrations between March 2010 and September 2021. Because of the GSI Toolkit format, this analysis was presented as two datasets: March 2010 through September 2015 and December 2015 through September 2021. The results of the MK analyses show that MTBE and TPH-GRO concentrations indicate statistically significant evidence of decreasing trends at a 99% confidence level for the most recent datasets. Specifically, the concentrations of MTBE and TPH-GRO in monitoring well MW-9 have remained below their associated MDE Groundwater Clean-up Standard since March 14, 2019.
- MW-10: The MK trend analysis was performed on monitoring well MW-10 for MTBE and TPH-GRO concentrations between March 2010 and September 2021. Because of the GSI Toolkit format, this analysis was presented as two datasets: March 2010 through September 2015 and December 2015 through September 2021. The results of the MK analyses show that MTBE and TPH-GRO concentrations indicate statistically significant evidence of decreasing trends at a 99% confidence level. Specifically, the concentrations of MTBE and TPH-GRO in monitoring well MW-10 have remained below their associated MDE Groundwater Clean-up Standard since December 26, 2018 and March 14, 2019, respectively.
- MW-11: The MK trend analysis was performed on monitoring well MW-11 for MTBE and TPH-GRO between January 2011 (labeled as February in the GSI Toolkit as a measure of necessity for limited spreadsheet space) and September 2021. Because of the GSI Toolkit format, this analysis was presented as two datasets: February 2011 through September 2015 and December 2015 through September 2021. The results of the MK analyses show that both MTBE and TPH-

GRO concentrations indicate statistically significant evidence of decreasing trends at a 99% confidence level. Specifically, the concentrations have been below their associated MDE Groundwater Clean-up Standards since June 8, 2016 and June 26, 2019, respectively. Concentrations for TPH-GRO have been below the laboratory detection limits of 100 µg/L since June 23, 2015 and 47µg/L since September 17, 2019.

- MW-12: The MK trend analysis was performed on monitoring well MW-12 for MTBE and TPH-GRO concentrations between January 2011 (labeled as February in the GSI Toolkit as a measure of necessity for limited spreadsheet space) and September 2021. Because of the GSI Toolkit format, this analysis was presented as two datasets: February 2011 through September 2015 and December 2015 through September 2021. The results of the MK analyses show that the MTBE and TPH-GRO concentrations indicate statistically significant evidence of decreasing trends at a 99% confidence level. Specifically, the concentrations have been below their associated MDE Groundwater Clean-up Standards since December 18, 2013 and June 26, 2019, respectively. Concentrations for TPH-GRO were below the laboratory detection limit of 20 µg/L from June 16, 2014 to December 8, 2014, below a detection limit of 100 µg/L since March 24, 2015, and below the detection limit of 47 µg/L since September 17, 2019.
- MW-13: The MK trend analysis was performed on monitoring well MW-13 for MTBE and TPH-GRO concentrations between January 2011 (labeled as February in the GSI Toolkit as a measure of necessity for limited spreadsheet space) and September 2021. Because of the GSI Toolkit format, this analysis was presented as two datasets: February 2011 through September 2015 and December 2015 through September 2021. The results of the MK analyses show that both MTBE and TPH-GRO concentrations indicated statistical evidence of a significant trend at a 99% confidence level. The MTBE concentrations have been below the MDE Groundwater Clean-up Standards since September 12, 2018. The TPH-GRO concentrations have been below the MDE Groundwater Clean-up Standards since June 26, 2019.
- HW-3: The MK trend analysis was performed on recovery well HW-3 for MTBE and TPH-GRO concentrations between March 2007 and September 2021. Because of the GSI Toolkit format, this analysis was presented as two datasets: March 2007 through September 2015 and December 2015 through September 2021. The results of the MK analyses show that both MTBE and TPH-GRO concentrations indicated statistical evidence of a significant decreasing trend at a 99% confidence level. The MTBE concentrations have been below the MDE Groundwater Clean-up Standard since December 26, 2018. The TPH-GRO concentrations have been below the MDE Groundwater Clean-up Standard since September 17, 2019.

The MK statistical results and trend graphs of the data are presented in **Attachment D**. These results provide statistical evidence that the dissolved phase concentrations are decreasing on the site.

PATH FORWARD

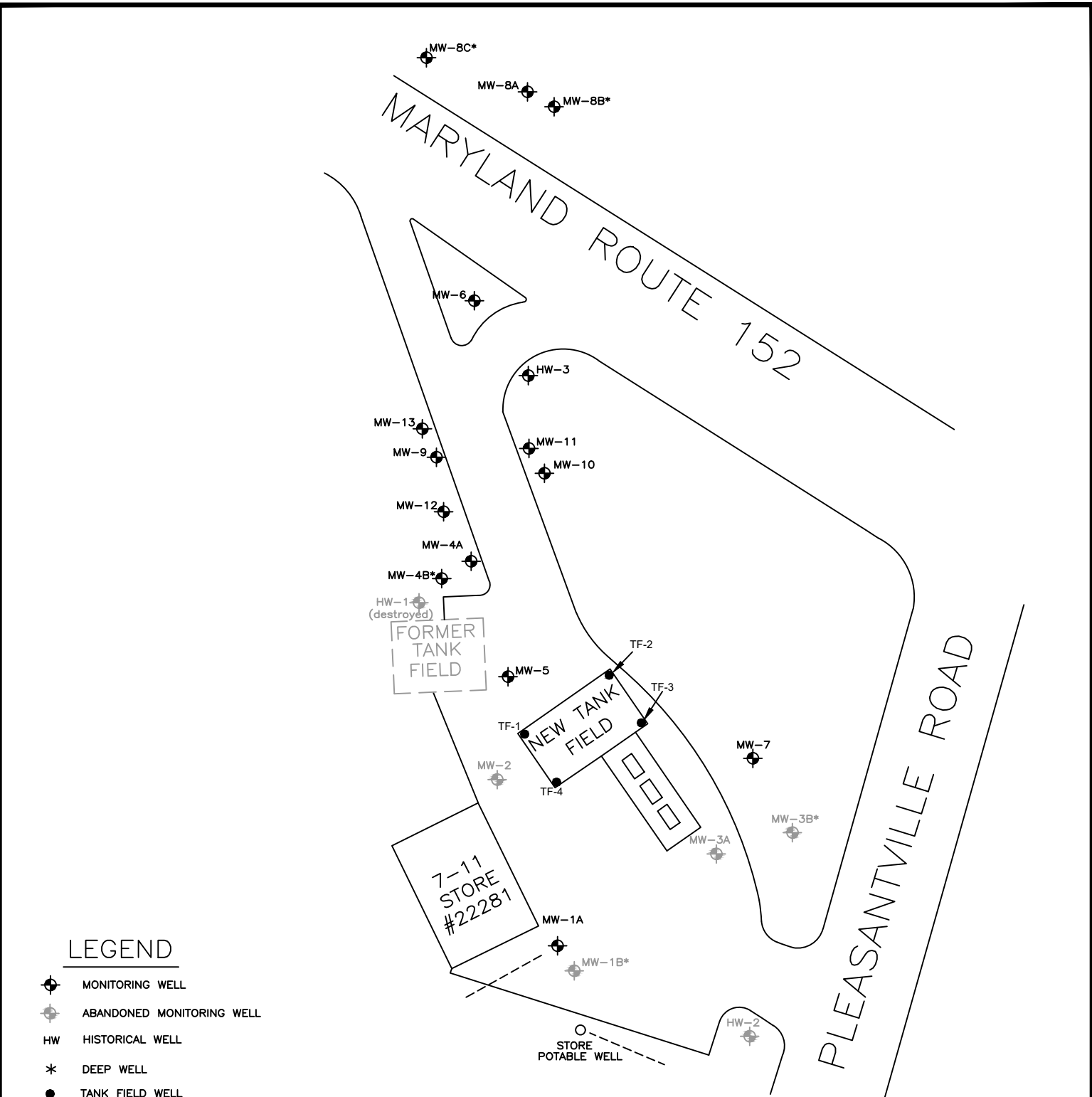
AECOM, on behalf of 7-Eleven, submitted the *Off-site Potable Well Investigation Results* report on May 27, 2021 (with a supplemental report submitted on August 19, 2021) to the MDE detailing the results of potable well sampling at a select set of commercial and residential properties within the vicinity of the site. Further, the results of a detailed Mann-Kendall statistical analysis using the Toolkit requested by MDE have been included with this report. Both of these items were the final items requested by MDE for their case closure review.

Upon issuance of case closure, monitoring wells MW-1A, MW-5, and MW-7 (reflective of the tank field vicinity) will be retained to meet the requirement for HRGUA monitoring at the site.

ACTIVITIES FOR FOURTH QUARTER 2021

- December 2021 Pending case closure consideration by MDE, quarterly groundwater monitoring and sampling of twelve on-site monitoring wells (MW-1A, MW-4A, MW-4B, MW-5, MW-6, MW-7, MW-9 through MW-13, HW-3) and three off-site monitoring wells (MW-8A, MW-8B, MW-8C) will be conducted. Repair or abandonment of well MW-4B well will be scheduled pending review of the case for closure.

FIGURES

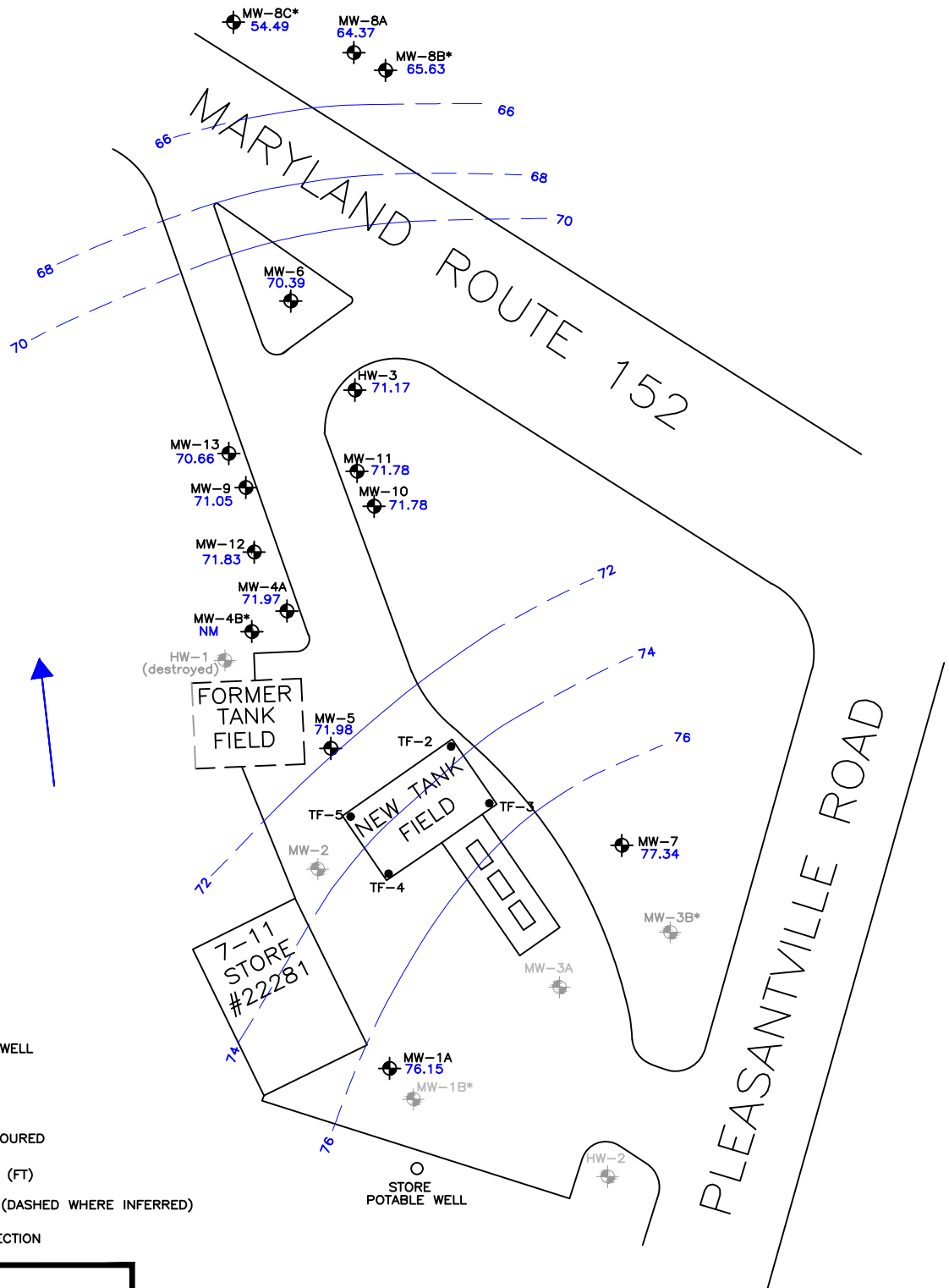


7-ELEVEN Inc.
 STORE No. 22281
 2400 PLEASANTVILLE ROAD
 FALLSTON, MARYLAND

SITE PLAN

FIGURE 1



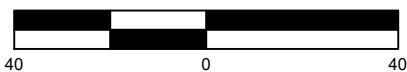


LEGEND

- MONITORING WELL
- ABANDONED MONITORING WELL
- HISTORICAL WELL
- TANK FIELD WELL
- DEEP WELL - NOT CONTOURED
- 78.54 GROUNDWATER ELEVATION (FT)
- GROUNDWATER CONTOUR (DASHED WHERE INFERRED)
- GROUNDWATER FLOW DIRECTION



SCALE:

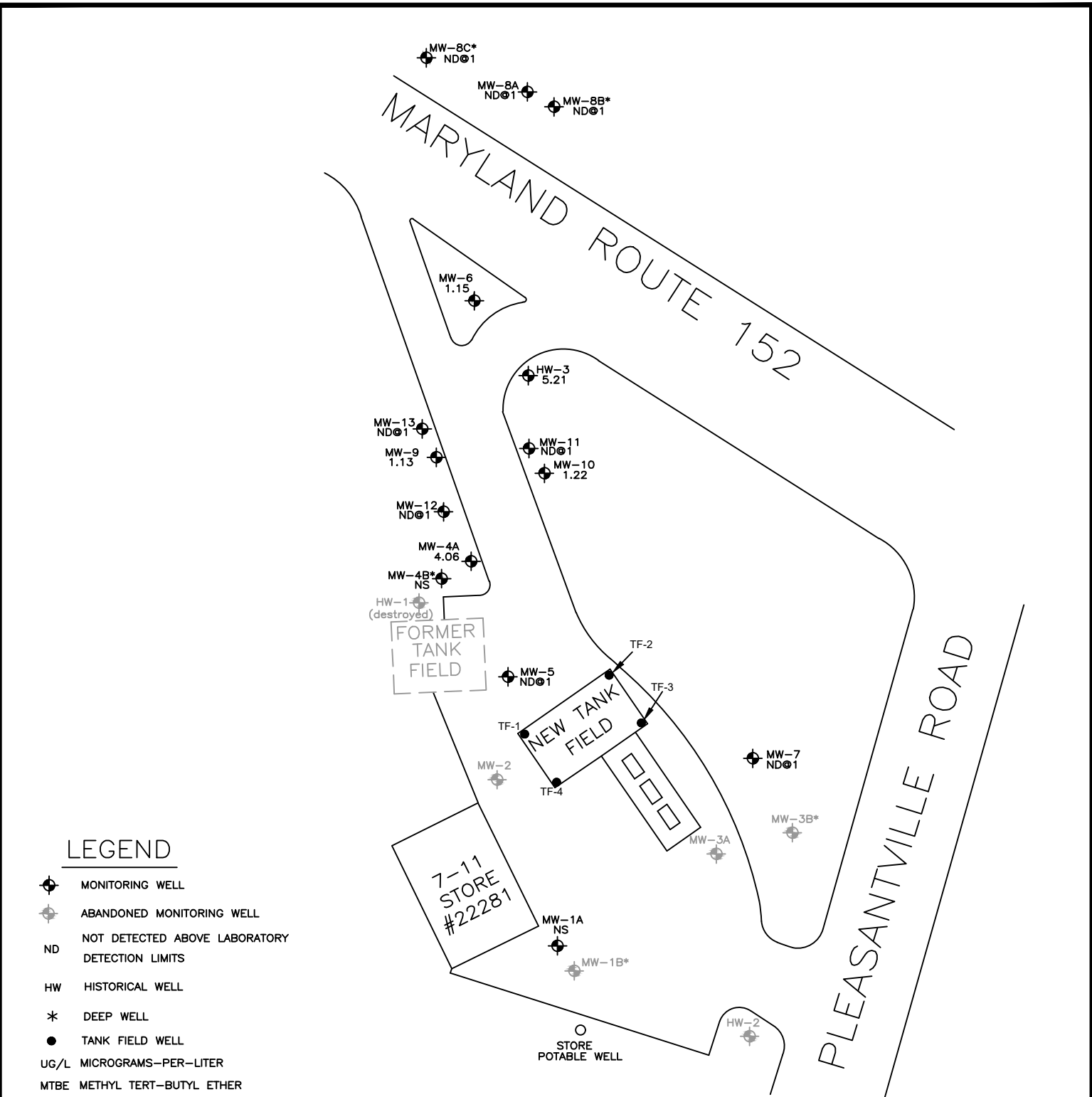


7-ELEVEN Inc.
STORE No. 22281
2400 PLEASANTVILLE ROAD
FALLSTON, MARYLAND

GROUNDWATER
ELEVATION MAP
SEPTEMBER 27, 2021

FIGURE 2



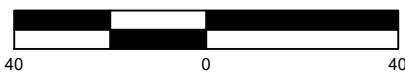


LEGEND

- MONITORING WELL
- ABANDONED MONITORING WELL
- ND NOT DETECTED ABOVE LABORATORY DETECTION LIMITS
- HW HISTORICAL WELL
- * DEEP WELL
- TANK FIELD WELL
- UG/L MICROGRAMS-PER-LITER
- MTBE METHYL TERT-BUTYL ETHER



SCALE:



7-ELEVEN Inc.
STORE No. 22281
2400 PLEASANTVILLE ROAD
FALLSTON, MARYLAND

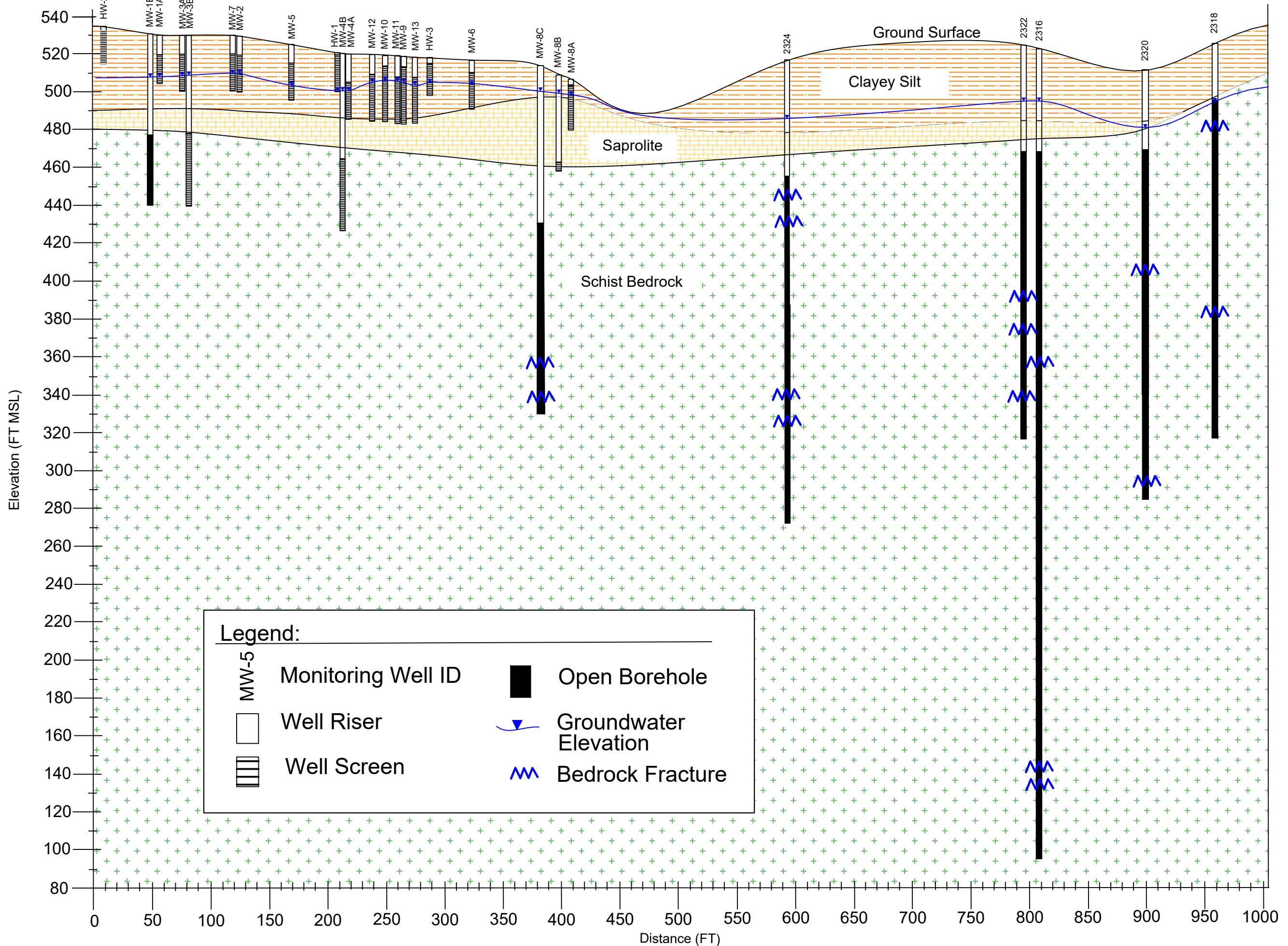
MTBE
CONCENTRATION MAP
SEPTEMBER 27, 2021

FIGURE 3



South A

North A''



Legend:

- MW-5 Monitoring Well ID
- Well Riser
- Well Screen
- Open Borehole
- Groundwater Elevation
- Bedrock Fracture

DESIGNED BY:		REVISIONS	
S. DRUMMOND	NO.:	DESCRIPTION:	DATE:
DRAWN BY:			
S. DRUMMOND			
CHECKED BY:			
R. ALLEN			
APPROVED BY:			
			X

AECOM

8000 Virginia Manor Rd. STE 110
 Beltsville, Maryland 20705
 PHONE: (301) 289-3900
 FAX: (301) 289-3901
 WEB: HTTP://WWW.AECOM.COM

Historic Lithologic Cross-Sect. A-A''
 7-Eleven Store No. 22281

2400 Pleasantville Road
 Fallston, MD

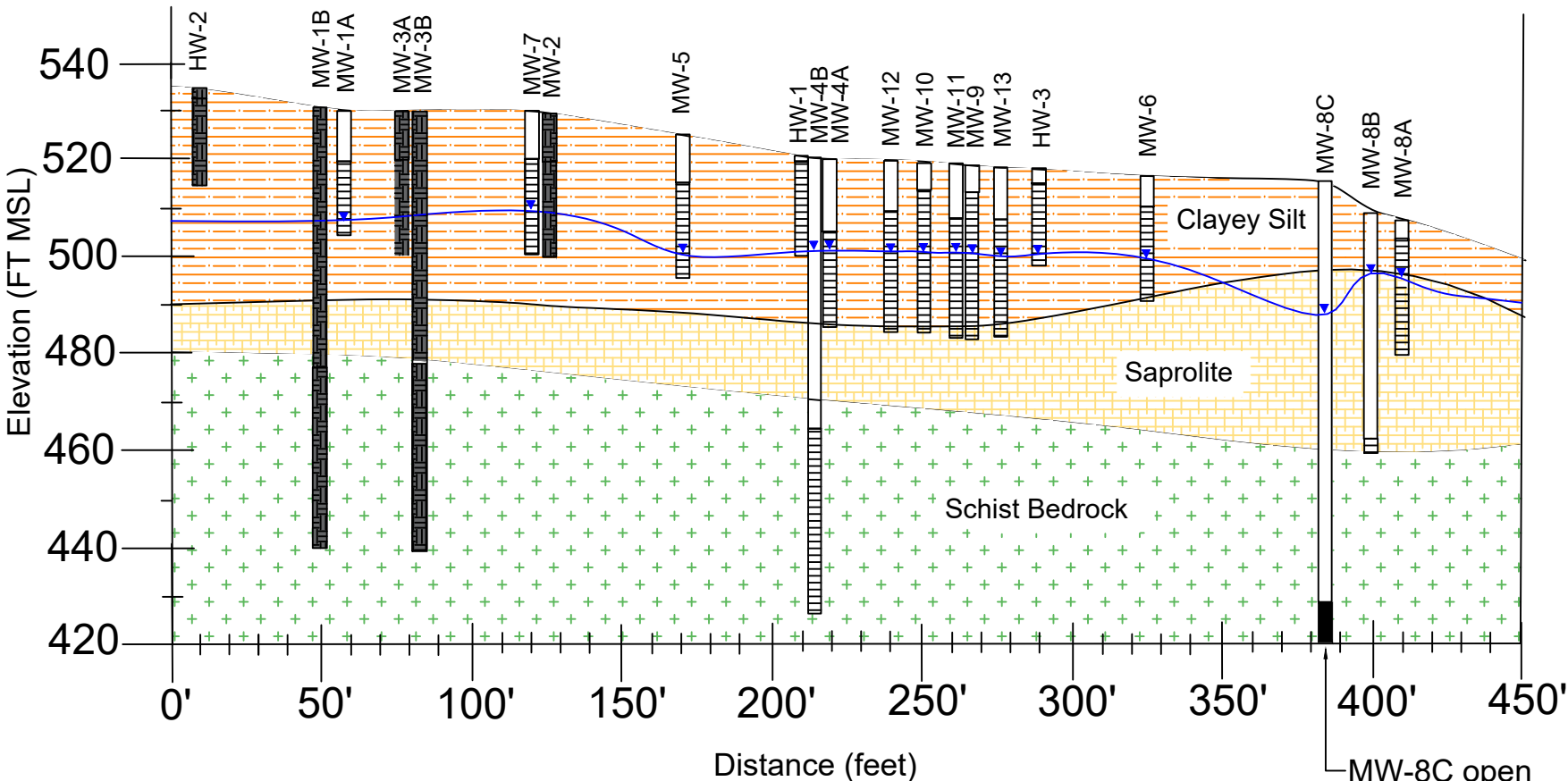
SCALE: SEE FIGURE 4/28/2016 PROJECT NUMBER: 60144763

FIGURE NUMBER:
 4

SHEET NUMBER:
 1 OF 1

**South
A**

**North
A'**



Legend:

- MW-5 Monitoring Well ID
- Well Riser
- Well Screen
- Open Borehole
- Groundwater Elevation
- Abandoned Well

MW-8C open borehole extends to 328 ft msl

DESIGNED BY:		NO.:		DATE:		BY:	
S. DRUMMOND							
DRAWN BY:		NO.:		DATE:		BY:	
M. PRICE							
CHECKED BY:		NO.:		DATE:		BY:	
R. ALLEN							
APPROVED BY:		NO.:		DATE:		BY:	
						X	

AECOM

8000 Virginia Manor Rd. STE 110
 Beltsville, Maryland 20705
 PHONE: (301) 289-3900
 FAX: (301) 289-3901
 WEB: HTTP://WWW.AECOM.COM

Lithologic Cross-Section A-A'

7-Eleven Store No. 22281
 2400 Pleasantville Road
 Fallston, MD

June 3, 2021 Groundwater Elevation Data

SCALE: SEE FIGURE DATE: JULY 2021 PROJECT NUMBER: 60144763

FIGURE NUMBER:
5

TABLES

Table 1
Monitoring Well Water Table Elevation and Analytical Data
 7-Eleven Store No. 22281
 Fallston, Maryland

Well	Top of Casing	Date	Depth to Water	Corrected Elevation	Benzene	Toluene	Ethylbenzene	Total Xylenes	BTEX	MTBE	TBA	TAME	TPH-GRO	
	feet		feet											µg/L
MW-1A Installed- 7/6/05 Well Depth: 32' Screen: 10.5'-32' 4" diameter	98.71	7/26/05	22.34	76.37	ND@1	ND@1	ND@1	ND@3	BDL	ND@1	ND@25	ND@25	ND@100	
		11/22/05	22.11	76.60	ND@1	ND@1	ND@1	ND@3	BDL	ND@1	ND@25	ND@25	--	
		3/16/06	22.40	76.31	ND@1	ND@1	ND@1	ND@3	BDL	ND@1	ND@25	ND@25	ND@100	
		4/25/06	22.10	76.61	--	--	--	--	--	--	--	--	--	--
		5/12/06	22.24	76.47	--	--	--	--	--	--	--	--	--	--
		6/30/06	22.47	76.24	ND@1	ND@1	ND@1	ND@3	BDL	ND@1	ND@25	ND@25	ND@100	--
		7/13/06	20.85	77.86	--	--	--	--	--	--	--	--	--	--
		8/11/06	21.02	77.69	--	--	--	--	--	--	--	--	--	--
		9/12/06	21.64	77.07	ND@1	ND@1	ND@1	ND@3	BDL	ND@1	ND@25	ND@25	ND@100	--
		10/23/06	21.69	77.02	--	--	--	--	--	--	--	--	--	--
		11/21/06	21.43	77.28	--	--	--	--	--	--	--	--	--	--
		12/7/06	20.81	77.90	ND@1	ND@1	ND@1	ND@3	BDL	1	ND@10	ND@10	ND@100	--
		1/29/07	21.42	77.29	--	--	--	--	--	--	--	--	--	--
		2/20/07	21.84	76.87	--	--	--	--	--	--	--	--	--	--
		3/28/07	21.83	76.88	ND@1	ND@1	ND@1	ND@3	BDL	2	ND@10	ND@10	ND@100	--
		4/12/07	21.34	77.37	--	--	--	--	--	--	--	--	--	--
		5/14/07	21.21	77.50	--	--	--	--	--	--	--	--	--	--
		6/22/07	21.62	77.09	ND@1	ND@1	ND@1	ND@3	BDL	1	ND@10	ND@10	ND@100	--
		7/30/07	22.03	76.68	--	--	--	--	--	--	--	--	--	--
		8/23/07	21.90	76.81	--	--	--	--	--	--	--	--	--	--
		9/25/07	23.72	74.99	ND@1	ND@1	ND@1	ND@3	BDL	2	ND@10	ND@10	ND@100	--
		10/15/07	24.10	74.61	--	--	--	--	--	--	--	--	--	--
		11/26/07	23.25	75.46	--	--	--	--	--	--	--	--	--	--
		12/14/07	24.02	74.69	ND@1	ND@1	ND@1	ND@3	BDL	ND@1	ND@10	ND@10	ND@100	--
		1/29/08	23.60	75.11	--	--	--	--	--	--	--	--	--	--
		2/18/08	23.14	75.57	--	--	--	--	--	--	--	--	--	--
		3/14/08	22.87	75.84	ND@1	ND@1	ND@1	ND@3	BDL	2	ND@10	ND@10	ND@100	--
		4/15/08	22.64	76.07	--	--	--	--	--	--	--	--	--	--
		5/20/08	22.59	76.12	--	--	--	--	--	--	--	--	--	--
		6/18/08	23.32	75.39	ND@1	ND@1	ND@1	ND@3	BDL	3	ND@20	ND@10	ND@100	--
		7/22/08	23.87	74.84	--	--	--	--	--	--	--	--	--	--
		8/20/08	23.16	75.55	--	--	--	--	--	--	--	--	--	--
9/3/08	23.38	75.33	ND@1	ND@1	ND@1	ND@3	BDL	1	ND@20	ND@10	ND@100	--		
10/30/08 *	NG	NG	--	--	--	--	--	--	--	--	--	--		
11/10/08	23.64	75.07	--	--	--	--	--	--	--	--	--	--		
11/24/08 *	NG	NG	--	--	--	--	--	--	--	--	--	--		
12/12/08 *	NG	NG	--	--	--	--	--	--	--	--	--	--		
12/22/08	23.66	75.05	--	--	--	--	--	--	--	--	--	--		
3/24/09	23.91	74.80	ND@1	ND@1	ND@1	ND@3	BDL	1	ND@20	ND@10	ND@100	--		
4/30/09 *	23.38	75.33	--	--	--	--	--	--	--	--	--	--		
6/8/09	22.49	76.22	ND@1	ND@1	ND@1	ND@3	BDL	ND@1	ND@20	ND@10	ND@100	--		
7/7/09	22.33	76.38	--	--	--	--	--	--	--	--	--	--		
8/31/09	23.03	75.68	--	--	--	--	--	--	--	--	--	--		
MDE Groundwater Cleanup Standards					5	1,000	700	10,000	-	20	-	-	47	

Table 1
Monitoring Well Water Table Elevation and Analytical Data
 7-Eleven Store No. 22281
 Fallston, Maryland

Well	Top of Casing	Date	Depth to Water	Corrected Elevation	Benzene	Toluene	Ethylbenzene	Total Xylenes	BTEX	MTBE	TBA	TAME	TPH-GRO
MW-1A Continued		9/27/09	22.44	76.27	ND@1	ND@1	ND@1	ND@3	BDL	2	ND@20	ND@10	ND@100
		10/29/09	22.13	76.58	--	--	--	--	--	--	--	--	--
		11/5/09	21.90	76.81	--	--	--	--	--	--	--	--	--
		12/23/09	20.91	77.80	ND@1	ND@1	ND@1	ND@3	BDL	1	ND@20	ND@10	ND@100
		1/12/2010 *	NG	NG	--	--	--	--	--	--	--	--	--
		2/18/2010 *	20.26	78.45	--	--	--	--	--	--	--	--	--
		3/10/10	20.21	78.50	ND@1	ND@1	ND@1	ND@3	BDL	1	ND@20	ND@10	ND@100
		4/8/2010*	19.20	79.51	--	--	--	--	--	--	--	--	--
		5/21/2010*	20.38	78.33	--	--	--	--	--	--	--	--	--
		6/7/10	20.57	78.14	ND@1	ND@1	ND@1	ND@3	BDL	ND@1	ND@20	ND@10	ND@100
		7/13/10	21.35	77.36	--	--	--	--	--	--	--	--	--
		7/31/2010 *	NG	--	--	--	--	--	--	--	--	--	--
		8/16/2010*	22.65	76.06	--	--	--	--	--	--	--	--	--
		9/20/10	22.71	76.00	ND@1	ND@1	ND@1	ND@3	BDL	ND@1	ND@20	ND@10	ND@100
		10/26/2010*	21.56	77.15	--	--	--	--	--	--	--	--	--
		11/23/2010*	22.17	76.54	--	--	--	--	--	--	--	--	--
		12/20/10	22.50	76.21	ND@1	ND@1	ND@1	ND@3	BDL	1	ND@20	ND@10	ND@100
		2/3/11	23.98	74.73	--	--	--	--	--	--	--	--	--
		3/22/11	25.48	73.23	ND@1	ND@1	ND@1	ND@3	BDL	1	ND@20	ND@10	ND@100
		4/26/11	20.69	78.02	--	--	--	--	--	--	--	--	--
		5/25/11	20.65	78.06	--	--	--	--	--	--	--	--	--
		6/29/11	21.05	77.66	ND@1	ND@1	ND@1	ND@3	BDL	ND@1	ND@20	ND@10	ND@100
		7/28/11	21.98	76.73	--	--	--	--	--	--	--	--	--
		8/2/11	22.60	76.11	--	--	--	--	--	--	--	--	--
		9/22/11	21.42	77.29	ND@1	ND@1	ND@1	ND@3	BDL	ND@1	ND@20	ND@10	ND@100
		10/6/11	20.89	77.82	--	--	--	--	--	--	--	--	--
		11/3/11	21.08	77.63	--	--	--	--	--	--	--	--	--
		12/8/11	21.39	77.32	ND@1	ND@1	ND@1	ND@3	BDL	ND@1	ND@20	ND@10	ND@100
		3/1/12	21.37	77.34	ND@1	ND@1	ND@1	ND@3	BDL	ND@1	ND@20	ND@10	ND@100
		6/5/12	22.84	75.87	ND@1	ND@1	ND@1	ND@3	BDL	ND@1	ND@20	ND@10	ND@100
	8/23/12	23.28	75.43	--	--	--	--	--	--	--	--	--	
	12/6/12	22.30	76.41	ND@1	ND@1	ND@1	ND@3	BDL	ND@1	ND@20	ND@10	ND@100	
	3/11/13	21.90	76.81	ND@1	ND@1	ND@1	ND@3	BDL	ND@1	ND@20	ND@10	ND@100	
	6/6/13	22.09	76.62	ND@1	ND@1	ND@1	ND@3	BDL	ND@1	ND@20	ND@10	ND@100	
	9/12/13	22.45	76.26	ND@1	ND@1	ND@1	ND@3	BDL	ND@1	ND@20	ND@10	ND@100	
	12/18/13	22.61	76.10	ND@1	ND@1	ND@1	ND@3	BDL	ND@1	ND@20	ND@10	ND@100	
	3/19/14	21.25	77.46	ND@0.5	ND@0.7	ND@0.8	ND@1.6	BDL	0	ND@10	ND@0.8	0	
	6/16/14	19.10	79.61	ND@0.5	ND@0.5	ND@0.5	ND@1	BDL	0	ND@5	ND@0.5	0	
	9/26/14	28.86	69.85	ND@0.5	ND@0.5	ND@0.5	ND@1	BDL	0	ND@5	ND@0.5	0	
	12/8/14	22.42	76.29	ND@0.5	ND@0.5	ND@0.5	ND@1	BDL	0	ND@5	ND@0.5	0	
	3/24/15	22.30	76.41	ND@1	ND@1	ND@1	ND@2	BDL	ND@1	ND@10	ND@1	ND@100	
	6/23/15	21.51	77.20	--	--	--	--	--	--	--	--	--	
	9/22/15	21.81	76.90	--	--	--	--	--	--	--	--	--	
MDE Groundwater Cleanup Standards					5	1,000	700	10,000	-	20	-	-	47

Table 1
Monitoring Well Water Table Elevation and Analytical Data
 7-Eleven Store No. 22281
 Fallston, Maryland

Well	Top of Casing	Date	Depth to Water	Corrected Elevation	Benzene	Toluene	Ethylbenzene	Total Xylenes	BTEX	MTBE	TBA	TAME	TPH-GRO	
MW-1A Continued		12/21/15	22.12	76.59	--	--	--	--	--	--	--	--	--	
		3/9/16	21.68	77.03	ND@1	ND@1	ND@1	ND@2	BDL	ND@1	ND@10	ND@1	ND@100	
		6/8/16	21.40	77.31	--	--	--	--	--	--	--	--	--	
		9/19/16	22.91	75.80	--	--	--	--	--	--	--	--	--	
		12/5/16	23.44	75.27	--	--	--	--	--	--	--	--	--	
		3/13/17	24.34	74.37	ND@1	ND@1	ND@1	ND@2	BDL	ND@1	NA	NA	ND@100	
		6/28/17	Paved over	-	-	--	--	--	--	--	--	--	--	--
		9/19/17	23.51	75.20	--	--	--	--	--	--	--	--	--	--
		12/19/17	24.41	74.30	--	--	--	--	--	--	--	--	--	--
		3/8/18	24.13	74.58	ND@1	ND@1	ND@1	ND@3	BDL	ND@1	ND@10	ND@1	ND@100	
		6/27/18	21.55	77.16	--	--	--	--	--	--	--	--	--	--
		9/12/18	20.89	77.82	--	--	--	--	--	--	--	--	--	--
		12/26/18	18.98	79.73	--	--	--	--	--	--	--	--	--	--
		3/14/19	18.70	80.01	ND@1	ND@1	ND@1	ND@3	BDL	ND@1	ND@10	ND@1	31.7	
		6/26/19	20.09	78.62	--	--	--	--	--	--	--	--	--	--
		9/17/19	21.53	77.18	--	--	--	--	--	--	--	--	--	--
		12/27/19	22.81	75.90	--	--	--	--	--	--	--	--	--	--
		3/26/20	22.40	76.31	ND@1	ND@1	ND@1	ND@10	BDL	ND@1	ND@10	ND@1	ND@47	
		6/23/20	22.22	76.49	--	--	--	--	--	--	--	--	--	--
		9/29/20	22.78	75.93	--	--	--	--	--	--	--	--	--	--
		12/7/20	22.09	76.62	--	--	--	--	--	--	--	--	--	--
		1/12/21	23.01	75.70	ND@1	ND@1	ND@1	ND@10	BDL	ND@1	ND@10	ND@1	ND@47	
		3/29/21	21.60	77.11	ND@1	ND@1	ND@1	ND@10	BDL	ND@1	ND@10	ND@1	ND@47	
		6/3/21	21.97	76.74	ND@1	ND@1	ND@1	ND@10	BDL	ND@1	ND@10	ND@1	ND@47 H	
		9/27/21	22.56	76.15	--	--	--	--	--	--	--	--	--	--
MDE Groundwater Cleanup Standards					5	1,000	700	10,000	-	20	-	-	47	

Table 1
Monitoring Well Water Table Elevation and Analytical Data
 7-Eleven Store No. 22281
 Fallston, Maryland

Well	Top of Casing	Date	Depth to Water	Corrected Elevation	Benzene	Toluene	Ethylbenzene	Total Xylenes	BTEX	MTBE	TBA	TAME	TPH-GRO	
MW-1B Installed- 7/6/05 Well Depth: 81' Open Hole: 53'-81' 6" diameter	99.18	7/26/05	23.18	76.00	ND@1	ND@1	ND@1	ND@3	BDL	11	ND@25	ND@25	ND@100	
		11/22/05	22.80	76.38	ND@1	ND@1	ND@1	ND@3	BDL	12	ND@25	ND@25	--	
		3/16/06	22.27	76.91	ND@1	ND@1	ND@1	ND@3	BDL	6	ND@25	ND@25	ND@100	
		4/25/06	22.78	76.40	--	--	--	--	--	--	--	--	--	--
		5/12/06	22.81	76.37	--	--	--	--	--	--	--	--	--	--
		6/30/06	22.61	76.57	ND@1	ND@1	ND@1	ND@3	BDL	3	ND@25	ND@25	ND@100	ND@100
		7/13/06	21.20	77.98	--	--	--	--	--	--	--	--	--	--
		8/11/06	22.04	77.14	--	--	--	--	--	--	--	--	--	--
		9/12/06	22.34	76.84	ND@1	ND@1	ND@1	ND@3	BDL	6	ND@25	ND@25	ND@25	ND@100
		10/23/06	22.45	76.73	--	--	--	--	--	--	--	--	--	--
		11/21/06	21.88	77.30	--	--	--	--	--	--	--	--	--	--
		12/7/06	21.51	77.67	ND@1	ND@1	ND@1	ND@3	BDL	6	ND@10	ND@10	ND@10	ND@100
		1/29/07	22.13	77.05	--	--	--	--	--	--	--	--	--	--
		2/20/07	22.59	76.59	--	--	--	--	--	--	--	--	--	--
		3/28/07	22.31	76.87	ND@1	ND@1	ND@1	ND@3	BDL	2	ND@10	ND@10	ND@10	ND@100
		4/12/07	21.90	77.28	--	--	--	--	--	--	--	--	--	--
		5/14/07	21.96	77.22	--	--	--	--	--	--	--	--	--	--
		6/22/07	22.68	76.50	ND@1	ND@1	ND@1	ND@3	BDL	2	ND@10	ND@10	ND@10	ND@100
		7/30/07	22.64	76.54	--	--	--	--	--	--	--	--	--	--
		8/23/07	22.72	76.46	--	--	--	--	--	--	--	--	--	--
		9/25/07	24.50	74.68	ND@1	ND@1	ND@1	ND@3	BDL	2	ND@10	ND@10	ND@10	ND@100
		10/15/07	24.93	74.25	--	--	--	--	--	--	--	--	--	--
		11/26/07	24.13	75.05	--	--	--	--	--	--	--	--	--	--
		12/14/07	24.92	74.26	ND@1	ND@1	ND@1	ND@3	BDL	2	ND@10	ND@10	ND@10	ND@100
		1/29/08	24.48	74.70	--	--	--	--	--	--	--	--	--	--
		2/18/08	23.17	76.01	--	--	--	--	--	--	--	--	--	--
		3/14/08	23.45	75.73	ND@1	ND@1	ND@1	ND@3	BDL	2	ND@10	ND@10	ND@10	ND@100
		4/15/08	23.65	75.53	--	--	--	--	--	--	--	--	--	--
		5/20/08	23.31	75.87	--	--	--	--	--	--	--	--	--	--
		6/18/08	22.91	76.27	ND@1	ND@1	ND@1	ND@3	BDL	ND@1	ND@20	ND@10	ND@10	ND@100
		7/22/08	23.45	75.73	--	--	--	--	--	--	--	--	--	--
		8/20/08	23.88	75.30	--	--	--	--	--	--	--	--	--	--
9/3/08	23.96	75.22	ND@1	ND@1	ND@1	ND@3	BDL	1	ND@20	ND@10	ND@10	ND@100		
10/30/08 *	24.07	75.11	--	--	--	--	--	--	--	--	--	--		
11/10/08	24.10	75.08	--	--	--	--	--	--	--	--	--	--		
11/24/08 *	NG	NG	--	--	--	--	--	--	--	--	--	--		
12/12/08 *	NG	NG	--	--	--	--	--	--	--	--	--	--		
12/22/08	24.13	75.05	--	--	--	--	--	--	--	--	--	--		
3/24/09	24.39	74.79	ND@1	ND@1	ND@1	ND@3	BDL	2	ND@20	ND@10	ND@10	ND@100		
4/30/09	23.84	75.34	--	--	--	--	--	--	--	--	--	--		
6/8/09	22.95	76.23	ND@1	ND@1	ND@1	ND@3	BDL	1	ND@20	ND@10	ND@10	ND@100		
7/7/09	23.05	76.13	--	--	--	--	--	--	--	--	--	--		
8/31/09	23.45	75.73	--	--	--	--	--	--	--	--	--	--		
MDE Groundwater Cleanup Standards					5	1,000	700	10,000	-	20	-	-	47	

Table 1
Monitoring Well Water Table Elevation and Analytical Data
 7-Eleven Store No. 22281
 Fallston, Maryland

Well	Top of Casing	Date	Depth to Water	Corrected Elevation	Benzene	Toluene	Ethylbenzene	Total Xylenes	BTEX	MTBE	TBA	TAME	TPH-GRO
MW-1B Continued		9/27/09	22.78	76.40	ND@1	ND@1	ND@1	ND@3	BDL	1	ND@20	ND@10	ND@100
		10/29/09	22.55	76.63	--	--	--	--	--	--	--	--	--
		11/5/09	22.36	76.82	--	--	--	--	--	--	--	--	--
		12/23/09	21.15	78.03	ND@1	ND@1	ND@1	ND@3	BDL	ND@1	ND@20	ND@10	ND@100
		1/12/2010 *	20.68	78.50	--	--	--	--	--	--	--	--	--
		2/18/2010 *	20.71	78.47	--	--	--	--	--	--	--	--	--
		3/10/10	20.52	78.66	ND@1	ND@1	ND@1	ND@3	BDL	1	ND@20	ND@10	ND@100
		4/8/2010*	19.61	79.57	--	--	--	--	--	--	--	--	--
		5/21/2010*	20.90	78.28	--	--	--	--	--	--	--	--	--
		6/7/10	20.96	78.22	ND@1	ND@1	ND@1	ND@3	BDL	ND@1	ND@20	ND@10	ND@100
		7/13/10	21.81	77.37	--	--	--	--	--	--	--	--	--
		7/31/2010 *	NG	--	--	--	--	--	--	--	--	--	--
		8/16/2010*	22.95	76.23	--	--	--	--	--	--	--	--	--
		9/20/10	23.19	75.99	ND@1	ND@1	ND@1	ND@3	BDL	ND@1	ND@20	ND@10	ND@100
		10/26/2010*	22.04	77.14	--	--	--	--	--	--	--	--	--
		11/23/2010*	22.58	76.60	--	--	--	--	--	--	--	--	--
		12/20/10	22.80	76.38	ND@1	ND@1	ND@1	ND@3	BDL	1	ND@20	ND@10	ND@100
		2/3/11	23.53	75.65	--	--	--	--	--	--	--	--	--
		3/22/11	21.75	77.43	ND@1	ND@1	ND@1	ND@3	BDL	1	ND@20	ND@10	ND@100
		4/26/11	21.14	78.04	--	--	--	--	--	--	--	--	--
		5/25/11	21.11	78.07	--	--	--	--	--	--	--	--	--
		6/29/11	21.45	77.73	ND@1	ND@1	ND@1	ND@3	BDL	ND@1	ND@20	ND@10	ND@100
		7/28/11	22.63	76.55	--	--	--	--	--	--	--	--	--
		8/2/11	23.27	75.91	--	--	--	--	--	--	--	--	--
		9/22/11	21.69	77.49	ND@1	ND@1	ND@1	ND@3	BDL	ND@1	ND@20	ND@10	ND@100
		10/6/11	21.53	77.65	--	--	--	--	--	--	--	--	--
		11/3/11	21.76	77.42	--	--	--	--	--	--	--	--	--
		12/8/11	21.89	77.29	ND@1	ND@1	ND@1	ND@3	BDL	ND@1	ND@20	ND@10	ND@100
		3/1/12	21.81	77.37	ND@1	ND@1	ND@1	ND@3	BDL	ND@1	ND@20	ND@10	ND@100
		6/5/12	23.43	75.75	ND@1	ND@1	ND@1	ND@3	BDL	ND@1	ND@20	ND@10	ND@100
		8/23/12	23.88	75.30	--	--	--	--	--	--	--	--	--
		12/6/12	22.72	76.46	ND@1	ND@1	ND@1	ND@3	BDL	ND@1	ND@20	ND@10	ND@100
3/11/12	22.15	77.03	--	--	--	--	--	--	--	--	--		
6/6/13	23.04	76.14	ND@1	ND@1	ND@1	ND@3	BDL	ND@1	ND@20	ND@10	ND@100		
9/12/13	25.35	73.83	ND@1	ND@1	ND@1	ND@3	BDL	ND@1	ND@20	ND@10	ND@100		
12/18/13	27.30	71.88	ND@1	ND@1	ND@1	ND@3	BDL	ND@1	ND@20	ND@10	ND@100		
3/19/14	21.85	77.33	ND@0.5	ND@0.7	ND@0.8	ND@1.6	BDL	ND@0.5	ND@10	ND@0.8	ND@20		
6/16/14	NG	NG	--	--	--	--	--	--	--	--	--		
Abandoned on June 30, 2014													
MDE Groundwater Cleanup Standards					5	1,000	700	10,000	-	20	-	-	47

Table 1
Monitoring Well Water Table Elevation and Analytical Data
 7-Eleven Store No. 22281
 Fallston, Maryland

Well	Top of Casing	Date	Depth to Water	Corrected Elevation	Benzene	Toluene	Ethylbenzene	Total Xylenes	BTEX	MTBE	TBA	TAME	TPH-GRO	
MW-2 Installed- 7/6/05 Well Depth: 31' Screen: 10.5'-31' 4" diameter	98.1	7/26/05	24.95	73.15	ND@1	ND@1	ND@1	ND@3	BDL	3	ND@25	ND@25	ND@100	
		11/22/05	24.96	73.14	ND@1	ND@1	ND@1	ND@3	BDL	37	ND@25	ND@25	--	
		3/16/06	24.28	73.82	ND@1	ND@1	ND@1	ND@3	BDL	49	28	ND@25	ND@100	
		4/25/06	24.81	73.29	--	--	--	--	--	--	--	--	--	--
		5/12/06	24.86	73.24	--	--	--	--	--	--	--	--	--	--
		6/30/06	23.99	74.11	ND@1	ND@1	ND@1	ND@3	BDL	52	ND@25	ND@25	ND@100	ND@100
		7/13/06	23.21	74.89	--	--	--	--	--	--	--	--	--	--
		8/11/06	23.89	74.21	--	--	--	--	--	--	--	--	--	--
		9/12/06	24.67	73.43	ND@1	ND@1	ND@1	ND@3	BDL	31	ND@25	ND@25	ND@100	ND@100
		10/23/06	24.74	73.36	--	--	--	--	--	--	--	--	--	--
		11/21/06	23.90	74.20	--	--	--	--	--	--	--	--	--	--
		12/7/06	23.67	74.43	ND@1	ND@1	ND@1	ND@3	BDL	27	ND@10	ND@10	ND@100	ND@100
		1/29/07	24.12	73.98	--	--	--	--	--	--	--	--	--	--
		2/20/07	24.39	73.71	--	--	--	--	--	--	--	--	--	--
		3/28/07	24.26	73.84	ND@1	ND@1	ND@1	ND@3	BDL	12	ND@10	ND@10	ND@100	ND@100
		4/12/07	24.07	74.03	--	--	--	--	--	--	--	--	--	--
		5/14/07	24.00	74.10	--	--	--	--	--	--	--	--	--	--
		6/22/07	24.97	73.13	ND@1	ND@1	ND@1	ND@3	BDL	9	ND@10	ND@10	ND@100	ND@100
		7/30/07	24.31	73.79	--	--	--	--	--	--	--	--	--	--
		8/23/07	26.00	72.10	--	--	--	--	--	--	--	--	--	--
		9/25/07	26.53	71.57	ND@1	ND@1	ND@1	ND@3	BDL	5	ND@10	ND@10	ND@100	ND@100
		10/15/07	26.78	71.32	--	--	--	--	--	--	--	--	--	--
		11/26/07	26.02	72.08	--	--	--	--	--	--	--	--	--	--
		12/14/07	26.25	71.85	ND@1	ND@1	ND@1	ND@3	BDL	ND@1	ND@10	ND@10	ND@100	ND@100
		1/29/08	25.69	72.41	--	--	--	--	--	--	--	--	--	--
		2/18/08	25.43	72.67	--	--	--	--	--	--	--	--	--	--
		3/14/08	25.20	72.90	ND@1	ND@1	ND@1	ND@3	BDL	5	ND@10	ND@10	ND@100	ND@100
		4/15/08	25.38	72.72	--	--	--	--	--	--	--	--	--	--
		5/20/08	25.00	73.10	--	--	--	--	--	--	--	--	--	--
		6/18/08	25.05	73.05	ND@1	ND@1	ND@1	ND@3	BDL	5	ND@20	ND@10	ND@100	ND@100
		7/22/08	25.67	72.43	--	--	--	--	--	--	--	--	--	--
		8/20/08	26.22	71.88	--	--	--	--	--	--	--	--	--	--
9/3/08	26.45	71.65	ND@1	ND@1	ND@1	ND@3	BDL	4	ND@20	ND@10	ND@100	ND@100		
10/30/08*	NG	NG	--	--	--	--	--	--	--	--	--	--		
11/10/08	26.58	71.52	--	--	--	--	--	--	--	--	--	--		
11/24/08*	NG	NG	--	--	--	--	--	--	--	--	--	--		
12/12/08*	NG	NG	--	--	--	--	--	--	--	--	--	--		
12/22/08	26.22	71.88	--	--	--	--	--	--	--	--	--	--		
3/24/09	26.55	71.55	ND@1	ND@1	ND@1	ND@3	BDL	3	ND@20	ND@10	ND@100	ND@100		
4/30/09 *	25.82	72.28	--	--	--	--	--	--	--	--	--	--		
6/8/09	25.11	72.99	ND@1	ND@1	ND@1	ND@3	BDL	3	ND@20	ND@10	ND@100	ND@100		
7/7/09	25.16	72.94	--	--	--	--	--	--	--	--	--	--		
8/31/09	25.94	72.16	--	--	--	--	--	--	--	--	--	--		
MDE Groundwater Cleanup Standards					5	1,000	700	10,000	-	20	-	-	47	

Table 1
Monitoring Well Water Table Elevation and Analytical Data
 7-Eleven Store No. 22281
 Fallston, Maryland

Well	Top of Casing	Date	Depth to Water	Corrected Elevation	Benzene	Toluene	Ethylbenzene	Total Xylenes	BTEX	MTBE	TBA	TAME	TPH-GRO
MW-2 Continued		9/27/09	25.53	72.57	ND@1	ND@1	ND@1	ND@3	BDL	3	ND@20	ND@10	ND@100
		10/29/09	25.15	72.95	--	--	--	--	--	--	--	--	--
		11/5/09	25.88	72.22	--	--	--	--	--	--	--	--	--
		12/23/09	NG	NG	--	--	--	--	--	--	--	--	--
		1/12/2010 *	NG	NG	--	--	--	--	--	--	--	--	--
		2/18/2010 *	NG	NG	--	--	--	--	--	--	--	--	--
		3/10/10	23.03	75.07	ND@1	ND@1	ND@1	ND@3	BDL	2	ND@20	ND@10	ND@100
		4/8/2010*	22.35	75.75	--	--	--	--	--	--	--	--	--
		5/21/2010*	24.11	73.99	--	--	--	--	--	--	--	--	--
		6/7/10	23.95	74.15	ND@1	ND@1	ND@1	ND@3	BDL	2	ND@20	ND@10	ND@100
		7/13/10	25.22	72.88	--	--	--	--	--	--	--	--	--
		7/31/2010 *	NG	--	--	--	--	--	--	--	--	--	--
		8/16/2010*	25.72	72.38	--	--	--	--	--	--	--	--	--
		9/20/10	26.28	71.82	ND@1	ND@1	ND@1	ND@3	BDL	2	ND@20	ND@10	ND@100
		10/26/2010*	25.58	72.52	--	--	--	--	--	--	--	--	--
		11/23/2010*	25.72	72.38	--	--	--	--	--	--	--	--	--
		12/20/10	25.81	72.29	ND@1	ND@1	ND@1	ND@3	BDL	2	ND@20	ND@10	ND@100
		2/3/11	26.17	71.93	--	--	--	--	--	--	--	--	--
		3/22/11	24.20	73.90	ND@1	ND@1	ND@1	ND@3	BDL	2	ND@20	ND@10	ND@100
		4/26/11	23.62	74.48	--	--	--	--	--	--	--	--	--
		5/25/11	23.63	74.47	--	--	--	--	--	--	--	--	--
		6/29/11	24.45	73.65	ND@1	ND@1	ND@1	ND@3	BDL	2	ND@20	ND@10	ND@100
		7/28/11	25.38	72.72	--	--	--	--	--	--	--	--	--
		8/2/11	25.85	72.25	--	--	--	--	--	--	--	--	--
		9/22/11	24.30	73.80	ND@1	ND@1	ND@1	ND@3	BDL	ND@1	ND@20	ND@10	ND@100
		10/6/11	23.79	74.31	--	--	--	--	--	--	--	--	--
		11/3/11	24.10	74.00	--	--	--	--	--	--	--	--	--
		12/8/11	24.00	74.10	ND@1	ND@1	ND@1	ND@3	BDL	1.2	ND@20	ND@10	ND@100
		3/1/12	24.59	73.51	ND@1	ND@1	ND@1	ND@3	BDL	ND@1	ND@20	ND@10	ND@100
		6/5/12	25.62	72.48	ND@1	ND@1	ND@1	ND@3	BDL	ND@1	ND@20	ND@10	ND@100
	8/23/12	26.40	71.70	--	--	--	--	--	--	--	--	--	
	12/6/12	25.75	72.35	ND@1	ND@1	ND@1	ND@3	BDL	ND@1	ND@20	ND@10	ND@100	
	3/11/12	25.18	72.92	--	--	--	--	--	--	--	--	--	
	6/6/13	25.21	72.89	ND@1	ND@1	ND@1	ND@3	BDL	ND@1	ND@20	ND@10	ND@100	
	9/12/13	24.77	73.33	ND@1	ND@1	ND@1	ND@3	BDL	ND@1	ND@20	ND@10	ND@100	
	12/18/13	24.38	73.72	ND@1	ND@1	ND@1	ND@3	BDL	ND@1	ND@20	ND@10	ND@100	
	3/19/14	24.41	73.69	ND@0.5	ND@0.7	ND@0.8	ND@1.6	BDL	ND@0.5	ND@10	ND@0.8	ND@20	
	6/16/14	NG	NG	--	--	--	--	--	--	--	--	--	
Abandoned on June 30, 2014													
MDE Groundwater Cleanup Standards					5	1,000	700	10,000	-	20	-	-	47

Table 1
Monitoring Well Water Table Elevation and Analytical Data
 7-Eleven Store No. 22281
 Fallston, Maryland

Well	Top of Casing	Date	Depth to Water	Corrected Elevation	Benzene	Toluene	Ethylbenzene	Total Xylenes	BTEX	MTBE	TBA	TAME	TPH-GRO	
MW-3A Installed- 7/6/05 Well Depth: 30' Screen: 10.5'-30' 4" diameter	97.44	7/26/05	20.60	76.84	ND@1	ND@1	ND@1	ND@3	BDL	2400	1700	110	2700	
		11/22/05	20.21	77.23	ND@1	ND@1	ND@1	ND@3	BDL	260	120	ND@25	--	
		3/16/06	19.70	77.74	ND@1	ND@1	ND@1	ND@3	BDL	37	ND@25	ND@25	ND@100	
		4/25/06	20.11	77.33	--	--	--	--	--	--	--	--	--	--
		5/12/06	20.25	77.19	--	--	--	--	--	--	--	--	--	--
		6/30/06	20.33	77.11	ND@1	ND@1	ND@1	ND@3	BDL	3	ND@25	ND@25	ND@100	ND@100
		7/13/06	18.39	79.05	--	--	--	--	--	--	--	--	--	--
		8/11/06	19.09	78.35	--	--	--	--	--	--	--	--	--	--
		9/12/06	19.72	77.72	ND@1	ND@1	ND@1	ND@3	BDL	ND@1	ND@25	ND@25	ND@25	ND@100
		10/23/06	19.77	77.67	--	--	--	--	--	--	--	--	--	--
		11/21/06	19.18	78.26	--	--	--	--	--	--	--	--	--	--
		12/7/06	18.81	78.63	ND@1	ND@1	ND@1	ND@3	BDL	2	ND@10	ND@10	ND@10	ND@100
		1/29/07	19.41	78.03	--	--	--	--	--	--	--	--	--	--
		2/20/07	19.95	77.49	--	--	--	--	--	--	--	--	--	--
		3/28/07	19.71	77.73	ND@1	ND@1	ND@1	ND@3	BDL	ND@1	ND@10	ND@10	ND@10	ND@100
		4/12/07	19.23	78.21	--	--	--	--	--	--	--	--	--	--
		5/14/07	19.20	78.24	--	--	--	--	--	--	--	--	--	--
		6/22/07	20.26	77.18	ND@1	ND@1	ND@1	ND@3	BDL	ND@1	ND@10	ND@10	ND@10	ND@100
		7/30/07	19.81	77.63	--	--	--	--	--	--	--	--	--	--
		8/23/07	21.50	75.94	--	--	--	--	--	--	--	--	--	--
		9/25/07	21.97	75.47	ND@1	ND@1	ND@1	ND@3	BDL	ND@1	ND@10	ND@10	ND@10	ND@100
		10/15/07	22.35	75.09	--	--	--	--	--	--	--	--	--	--
		11/26/07	21.31	76.13	--	--	--	--	--	--	--	--	--	--
		12/14/07	22.21	75.23	ND@1	ND@1	ND@1	ND@3	BDL	ND@1	ND@10	ND@10	ND@10	ND@100
		1/29/08	21.70	75.74	--	--	--	--	--	--	--	--	--	--
		2/18/08	21.12	76.32	--	--	--	--	--	--	--	--	--	--
		3/14/08	20.82	76.62	ND@1	ND@1	ND@1	ND@3	BDL	ND@1	ND@10	ND@10	ND@10	ND@100
		4/15/08	23.18	74.26	--	--	--	--	--	--	--	--	--	--
		5/20/08	20.57	76.87	--	--	--	--	--	--	--	--	--	--
		6/18/08	20.35	77.09	ND@1	ND@1	ND@1	ND@3	BDL	ND@1	ND@20	ND@10	ND@10	ND@100
		7/22/08	20.72	76.72	--	--	--	--	--	--	--	--	--	--
		8/20/08	21.26	76.18	--	--	--	--	--	--	--	--	--	--
9/3/08	21.35	76.09	ND@1	ND@1	ND@1	ND@3	BDL	ND@1	ND@20	ND@10	ND@10	ND@100		
10/30/08 *	NG	NG	--	--	--	--	--	--	--	--	--	--		
11/10/08	21.55	75.89	--	--	--	--	--	--	--	--	--	--		
11/24/08 *	NG	NG	--	--	--	--	--	--	--	--	--	--		
12/12/08 *	NG	NG	--	--	--	--	--	--	--	--	--	--		
12/22/08	21.52	75.92	--	--	--	--	--	--	--	--	--	--		
3/24/09	21.82	75.62	ND@1	ND@1	ND@1	ND@3	BDL	ND@1	ND@20	ND@10	ND@10	ND@100		
4/30/09 *	21.16	76.28	--	--	--	--	--	--	--	--	--	--		
6/8/09	20.44	77.00	ND@1	ND@1	ND@1	ND@3	BDL	ND@1	ND@20	ND@10	ND@10	ND@100		
7/7/09	20.26	77.18	--	--	--	--	--	--	--	--	--	--		
8/31/09	20.92	76.52	--	--	--	--	--	--	--	--	--	--		
MDE Groundwater Cleanup Standards					5	1,000	700	10,000	-	20	-	-	47	

Table 1
Monitoring Well Water Table Elevation and Analytical Data
 7-Eleven Store No. 22281
 Fallston, Maryland

Well	Top of Casing	Date	Depth to Water	Corrected Elevation	Benzene	Toluene	Ethylbenzene	Total Xylenes	BTEX	MTBE	TBA	TAME	TPH-GRO
MW-3A Continued		9/27/09	20.24	77.20	ND@1	ND@1	ND@1	ND@3	BDL	ND@1	ND@20	ND@10	ND@100
		10/29/09	19.92	77.52	--	--	--	--	--	--	--	--	--
		11/5/09	19.55	77.89	--	--	--	--	--	--	--	--	--
		12/23/09	18.43	79.01	ND@1	ND@1	ND@1	ND@3	BDL	ND@1	ND@20	ND@10	ND@100
		1/12/2010 *	17.69	79.75	--	--	--	--	--	--	--	--	--
		2/18/2010 *	19.89	77.55	--	--	--	--	--	--	--	--	--
		3/10/10	17.75	79.69	ND@1	ND@1	ND@1	ND@3	BDL	ND@1	ND@20	ND@10	ND@100
		4/8/2010*	16.78	80.66	--	--	--	--	--	--	--	--	--
		5/21/2010*	17.03	80.41	--	--	--	--	--	--	--	--	--
		6/7/10	18.44	79.00	ND@1	ND@1	ND@1	ND@3	BDL	ND@1	ND@20	ND@10	ND@100
		7/13/10	19.17	78.27	--	--	--	--	--	--	--	--	--
		7/31/2010 *	NG	--	--	--	--	--	--	--	--	--	--
		8/16/2010*	19.80	77.64	--	--	--	--	--	--	--	--	--
		9/20/10	20.54	76.90	ND@1	ND@1	ND@1	ND@3	BDL	ND@1	ND@20	ND@10	ND@100
		10/26/2010*	19.72	77.72	--	--	--	--	--	--	--	--	--
		11/23/2010*	19.79	77.65	--	--	--	--	--	--	--	--	--
		12/20/10	20.14	77.30	ND@1	ND@1	ND@1	ND@3	BDL	ND@1	ND@20	ND@10	ND@100
		2/3/11	20.85	76.59	--	--	--	--	--	--	--	--	--
		3/22/11	19.00	78.44	ND@1	ND@1	ND@1	ND@3	BDL	ND@1	ND@20	ND@10	ND@100
		4/26/11	18.29	79.15	--	--	--	--	--	--	--	--	--
		5/25/11	18.37	79.07	--	--	--	--	--	--	--	--	--
		6/29/11	18.90	78.54	ND@1	ND@1	ND@1	ND@3	BDL	ND@1	ND@20	ND@10	ND@100
		7/28/11	20.02	77.42	--	--	--	--	--	--	--	--	--
		8/2/11	20.65	76.79	--	--	--	--	--	--	--	--	--
		9/22/11	19.01	78.43	ND@1	ND@1	ND@1	ND@3	BDL	ND@1	ND@20	ND@10	ND@100
		10/6/11	18.61	78.83	--	--	--	--	--	--	--	--	--
		11/3/11	19.05	78.39	--	--	--	--	--	--	--	--	--
		12/8/11	19.30	78.14	ND@1	ND@1	ND@1	ND@3	BDL	ND@1	ND@20	ND@10	ND@100
		3/1/12	19.30	78.14	ND@1	ND@1	ND@1	ND@3	BDL	ND@1	ND@20	ND@10	ND@100
		6/5/12	20.85	76.59	ND@1	ND@1	ND@1	ND@3	BDL	ND@1	ND@20	ND@10	ND@100
	8/23/12	21.22	76.22	--	--	--	--	--	--	--	--	--	
	12/6/12	19.97	77.47	ND@1	ND@1	ND@1	ND@3	BDL	ND@1	ND@20	ND@10	ND@100	
	3/11/12	19.51	77.93	--	--	--	--	--	--	--	--	--	
	6/6/13	20.00	77.44	ND@1	ND@1	ND@1	ND@3	BDL	ND@1	ND@20	ND@10	ND@100	
	9/12/13	21.21	76.23	ND@1	ND@1	ND@1	ND@3	BDL	ND@1	ND@20	ND@10	ND@100	
	12/18/13	22.22	75.22	ND@1	ND@1	ND@1	ND@3	BDL	ND@1	ND@20	ND@10	ND@100	
	3/19/14	18.86	78.58	ND@0.5	ND@0.7	ND@0.8	ND@1.6	BDL	ND@0.5	ND@10	ND@0.8	ND@20	
	6/16/14	NG	NG	--	--	--	--	--	--	--	--	--	
Abandoned on June 30, 2014													
MDE Groundwater Cleanup Standards					5	1,000	700	10,000	-	20	-	-	47

Table 1
Monitoring Well Water Table Elevation and Analytical Data
 7-Eleven Store No. 22281
 Fallston, Maryland

Well	Top of Casing	Date	Depth to Water	Corrected Elevation	Benzene	Toluene	Ethylbenzene	Total Xylenes	BTEX	MTBE	TBA	TAME	TPH-GRO
MW-3B Installed- 1/3/06 Well Depth: 80' Screen: 70-80' 4" diameter	98.06	2/22/06	18.60	79.46	ND@1	ND@1	ND@1	ND@3	BDL	ND@1	ND@25	ND@25	ND@100
		3/16/06	19.29	78.77	ND@1	ND@1	ND@1	ND@3	BDL	ND@1	ND@25	ND@25	ND@100
		4/25/06	19.60	78.46	--	--	--	--	--	--	--	--	--
		5/12/06	19.63	78.43	--	--	--	--	--	--	--	--	--
		6/30/06	19.55	78.51	ND@1	ND@1	ND@1	ND@3	BDL	ND@1	ND@25	ND@25	ND@100
		7/13/06	17.82	80.24	--	--	--	--	--	--	--	--	--
		8/11/06	18.76	79.30	--	--	--	--	--	--	--	--	--
		9/12/06	18.80	79.26	ND@1	ND@1	ND@1	ND@3	BDL	ND@1	ND@25	ND@25	ND@100
		10/23/06	19.23	78.83	--	--	--	--	--	--	--	--	--
		11/21/06	18.72	79.34	--	--	--	--	--	--	--	--	--
		12/7/06	18.92	79.14	ND@1	ND@1	ND@1	ND@3	BDL	ND@1	ND@10	ND@10	ND@100
		1/29/07	19.27	78.79	--	--	--	--	--	--	--	--	--
		2/20/07	19.42	78.64	--	--	--	--	--	--	--	--	--
		3/28/07	19.15	78.91	ND@1	ND@1	ND@1	ND@3	BDL	ND@1	ND@10	ND@10	ND@100
		4/12/07	18.73	79.33	--	--	--	--	--	--	--	--	--
		5/14/07	18.81	79.25	--	--	--	--	--	--	--	--	--
		6/22/07	19.76	78.30	ND@1	ND@1	ND@1	ND@3	BDL	ND@1	ND@10	ND@10	ND@100
		7/30/07	19.19	78.87	--	--	--	--	--	--	--	--	--
		8/23/07	22.02	76.04	--	--	--	--	--	--	--	--	--
		9/25/07	21.37	76.69	ND@1	ND@1	ND@1	ND@3	BDL	ND@1	ND@10	ND@10	ND@100
		10/15/07	22.00	76.06	--	--	--	--	--	--	--	--	--
		11/26/07	20.82	77.24	--	--	--	--	--	--	--	--	--
		12/14/07	22.16	75.90	ND@1	ND@1	ND@1	ND@3	BDL	ND@1	ND@10	ND@10	ND@100
		1/29/08	21.82	76.24	--	--	--	--	--	--	--	--	--
		2/18/08	20.47	77.59	--	--	--	--	--	--	--	--	--
		3/14/08	20.27	77.79	ND@1	ND@1	ND@1	ND@3	BDL	ND@1	ND@10	ND@10	ND@100
		4/15/08	21.09	76.97	--	--	--	--	--	--	--	--	--
		5/20/08	15.82	82.24	--	--	--	--	--	--	--	--	--
		6/18/08	19.67	78.39	ND@1	ND@1	ND@1	ND@3	BDL	ND@1	ND@20	ND@10	ND@100
		7/22/08	20.03	78.03	--	--	--	--	--	--	--	--	--
8/20/08	20.90	77.16	--	--	--	--	--	--	--	--	--		
9/3/08	20.72	77.34	ND@1	ND@1	ND@1	ND@3	BDL	ND@1	ND@20	ND@10	ND@100		
10/30/08 *	NG	NG	--	--	--	--	--	--	--	--	--		
11/10/08	20.84	77.22	--	--	--	--	--	--	--	--	--		
11/24/08 *	NG	NG	--	--	--	--	--	--	--	--	--		
12/12/08 *	NG	NG	--	--	--	--	--	--	--	--	--		
12/22/08	20.77	77.29	--	--	--	--	--	--	--	--	--		
3/24/09	20.94	77.12	ND@1	ND@1	ND@1	ND@3	BDL	ND@1	ND@20	ND@10	ND@100		
4/30/09 *	20.49	77.57	--	--	--	--	--	--	--	--	--		
6/8/09	19.90	78.16	ND@1	ND@1	ND@1	ND@3	BDL	ND@1	ND@20	ND@10	ND@100		
7/7/09	20.02	78.04	--	--	--	--	--	--	--	--	--		
8/31/09	19.90	78.16	--	--	--	--	--	--	--	--	--		
9/27/09	19.92	78.14	ND@1	ND@1	ND@1	ND@3	BDL	ND@1	ND@20	ND@10	ND@100		
MDE Groundwater Cleanup Standards					5	1,000	700	10,000	-	20	-	-	47

Table 1
Monitoring Well Water Table Elevation and Analytical Data
 7-Eleven Store No. 22281
 Fallston, Maryland

Well	Top of Casing	Date	Depth to Water	Corrected Elevation	Benzene	Toluene	Ethylbenzene	Total Xylenes	BTEX	MTBE	TBA	TAME	TPH-GRO	
MW-3B Continued		10/29/09	19.26	78.80	--	--	--	--	--	--	--	--	--	
		11/5/09	19.25	78.81	--	--	--	--	--	--	--	--	--	
		12/23/09	18.55	79.51	ND@1	ND@1	ND@1	ND@3	BDL	ND@1	ND@20	ND@10	ND@100	
		1/12/2010 *	17.82	80.24	--	--	--	--	--	--	--	--	--	--
		2/18/2010 *	NG	NG	--	--	--	--	--	--	--	--	--	--
		3/10/10	17.47	80.59	ND@1	ND@1	ND@1	ND@3	BDL	ND@1	ND@20	ND@10	ND@100	
		4/8/2010*	16.21	81.85	--	--	--	--	--	--	--	--	--	--
		5/21/2010*	17.10	80.96	--	--	--	--	--	--	--	--	--	--
		6/7/10	17.49	80.57	ND@1	ND@1	ND@1	ND@3	BDL	ND@1	ND@20	ND@10	ND@100	
		7/13/10	18.41	79.65	--	--	--	--	--	--	--	--	--	--
		7/31/2010 *	NG	--	--	--	--	--	--	--	--	--	--	--
		8/16/2010*	18.97	79.09	--	--	--	--	--	--	--	--	--	--
		9/20/10	19.62	78.44	ND@1	ND@1	ND@1	ND@3	BDL	ND@1	ND@20	ND@10	ND@100	
		10/26/2010*	18.80	79.26	--	--	--	--	--	--	--	--	--	--
		11/23/2010*	19.36	78.70	--	--	--	--	--	--	--	--	--	--
		12/20/10	19.18	78.88	ND@1	ND@1	ND@1	ND@3	BDL	ND@1	ND@20	ND@10	ND@100	
		2/3/11	21.95	76.11	--	--	--	--	--	--	--	--	--	--
		3/22/11	18.20	79.86	ND@1	ND@1	ND@1	ND@3	BDL	ND@1	ND@20	ND@10	ND@100	
		4/26/11	18.03	80.03	--	--	--	--	--	--	--	--	--	--
		5/25/11	18.00	80.06	--	--	--	--	--	--	--	--	--	--
		6/29/11	18.12	79.94	ND@1	ND@1	ND@1	ND@3	BDL	ND@1	ND@20	ND@10	ND@100	
		7/28/11	19.43	78.63	--	--	--	--	--	--	--	--	--	--
		8/2/11	19.97	78.09	--	--	--	--	--	--	--	--	--	--
		9/22/11	18.94	79.12	ND@1	ND@1	ND@1	ND@3	BDL	ND@1	ND@20	ND@10	ND@100	
		10/6/11	18.49	79.57	--	--	--	--	--	--	--	--	--	--
		11/3/11	18.85	79.21	--	--	--	--	--	--	--	--	--	--
		12/8/11	18.52	79.54	ND@1	ND@1	ND@1	ND@3	BDL	ND@1	ND@20	ND@10	ND@100	
		3/1/12	18.67	79.39	ND@1	ND@1	ND@1	ND@3	BDL	ND@1	ND@20	ND@10	ND@100	
		6/5/12	19.80	78.26	ND@1	ND@1	ND@1	ND@3	BDL	ND@1	ND@20	ND@10	ND@100	
		8/23/12	20.24	77.82	--	--	--	--	--	--	--	--	--	--
12/6/12	19.35	78.71	ND@1	ND@1	ND@1	ND@3	BDL	ND@1	ND@20	ND@10	ND@100			
3/11/12	19.00	79.06	--	--	--	--	--	--	--	--	--	--		
6/6/13	19.35	78.71	ND@1	ND@1	ND@1	ND@3	BDL	ND@1	ND@20	ND@10	ND@100			
9/12/13	20.29	77.77	ND@1	ND@1	ND@1	ND@3	BDL	ND@1	ND@20	ND@10	ND@100			
12/18/13	21.48	76.58	ND@1	ND@1	ND@1	ND@3	BDL	ND@1	ND@20	ND@10	ND@100			
3/19/14	18.18	79.88	ND@0.5	ND@0.7	ND@0.8	ND@1.6	BDL	ND@0.5	ND@10	ND@0.8	ND@20			
6/16/14	NG	NG	--	--	--	--	--	--	--	--	--	--		
Abandoned on June 30, 2014														
MDE Groundwater Cleanup Standards					5	1,000	700	10,000	-	20	-	-	47	

Table 1
Monitoring Well Water Table Elevation and Analytical Data
 7-Eleven Store No. 22281
 Fallston, Maryland

Well	Top of Casing	Date	Depth to Water	Corrected Elevation	Benzene	Toluene	Ethylbenzene	Total Xylenes	BTEX	MTBE	TBA	TAME	TPH-GRO	
MW-4A Installed- 7/5/05 Well Depth: 35' Screen: 10-30.5' 4" diameter	88.68	7/26/05	15.57	73.11	11	ND@1	ND@1	10	21	31000	25000	E 2,200	30000	
		11/22/05	15.60	73.08	15	ND@1	ND@1	10	25	42000	29000	3200	--	
		3/16/06	14.87	73.81	ND@5	ND@5	ND@5	ND@10	BDL	20000	9900	940	2100	
		4/25/06	16.46	72.22	--	--	--	--	--	--	--	--	--	--
		5/12/06	15.51	73.17	--	--	--	--	--	--	--	--	--	--
		6/30/06	14.49	74.19	14	3	ND@1	12	29	E 3,300	E 3,400	E 560	2000	
		7/13/06	13.75	74.93	--	--	--	--	--	--	--	--	--	--
		8/11/06	14.54	74.14	--	--	--	--	--	--	--	--	--	--
		9/12/06	15.29	73.39	34	9	ND@1	25	68	20000	E 21,000	E 630	2900	
		10/23/06	15.41	73.27	--	--	--	--	--	--	--	--	--	--
		11/21/06	14.54	74.14	--	--	--	--	--	--	--	--	--	--
		12/7/06	11.03	77.65	30	ND@5	ND@5	11	41	27000	32000	780	3000	
		1/29/07	13.32	75.36	--	--	--	--	--	--	--	--	--	--
		2/20/07	NG	NG	--	--	--	--	--	--	--	--	--	--
		3/28/07	14.80	73.88	8	ND@1	ND@1	6	14	E 37,000	E 41,000	E 490	2500	
		4/12/07	11.93	76.75	--	--	--	--	--	--	--	--	--	--
		5/14/07	11.36	77.32	--	--	--	--	--	--	--	--	--	--
		6/22/07	13.51	75.17	8	ND@1	ND@1	10	18	E 12,000	E 5,300	E 480	2500	
		7/30/07	12.23	76.45	--	--	--	--	--	--	--	--	--	--
		8/23/07	13.35	75.33	--	--	--	--	--	--	--	--	--	--
		9/25/07	15.68	73.00	7	ND@1	ND@1	6	13	E 11,000	E 4,500	E 560	1500	
		10/15/07	18.17	70.51	--	--	--	--	--	--	--	--	--	--
		11/26/07	15.55	73.13	--	--	--	--	--	--	--	--	--	--
		12/14/07	13.94	74.74	7	ND@1	ND@1	6	13	E 7,600	ND@10	E 460	1700	
		1/29/08	13.91	74.77	--	--	--	--	--	--	--	--	--	--
		2/18/08	15.99	72.69	--	--	--	--	--	--	--	--	--	--
		3/14/08	15.73	72.95	ND@100	ND@100	ND@100	ND@300	BDL	15000	11000	ND@1,000	20000	
		4/15/08	16.77	71.91	--	--	--	--	--	--	--	--	--	--
		5/20/08	12.45	76.23	--	--	--	--	--	--	--	--	--	--
		6/18/08	12.70	75.98	ND@50	ND@50	ND@50	ND@150	BDL	8100	4500	ND@500	1500	
7/22/08	13.98	74.70	--	--	--	--	--	--	--	--	--	--		
8/20/08	14.45	74.23	--	--	--	--	--	--	--	--	--	--		
9/3/08	14.79	73.89	7	ND@1	ND@1	ND@3	7	8200	11000	460	4400			
10/30/08 *	17.34	71.34	--	--	--	--	--	--	--	--	--	--		
11/10/08	17.36	71.32	--	--	--	--	--	--	--	--	--	--		
11/24/08 *	17.35	71.33	--	--	--	--	--	--	--	--	--	--		
12/12/08 *	17.33	71.35	--	--	--	--	--	--	--	--	--	--		
12/22/08	16.94	71.74	--	--	--	--	--	--	--	--	--	--		
1/6/09*	16.77	71.91	--	--	--	--	--	--	--	--	--	--		
1/19/09*	16.68	72.00	--	--	--	--	--	--	--	--	--	--		
1/28/09*	16.65	72.03	--	--	--	--	--	--	--	--	--	--		
2/4/09*	16.88	71.80	--	--	--	--	--	--	--	--	--	--		
2/16/09*	17.01	71.67	--	--	--	--	--	--	--	--	--	--		
MDE Groundwater Cleanup Standards					5	1,000	700	10,000	-	20	-	-	47	

Table 1
Monitoring Well Water Table Elevation and Analytical Data
7-Eleven Store No. 22281
Fallston, Maryland

Well	Top of Casing	Date	Depth to Water	Corrected Elevation	Benzene	Toluene	Ethylbenzene	Total Xylenes	BTEX	MTBE	TBA	TAME	TPH-GRO
MW-4A Continued		3/4/09*	17.21	71.47	--	--	--	--	--	--	--	--	--
		3/24/09	17.31	71.37	ND@1	ND@1	ND@1	ND@3	BDL	4900	4100	130	720
		4/30/09 *	16.49	72.19	--	--	--	--	--	--	--	--	--
		6/8/09	15.80	72.88	2	ND@1	ND@1	ND@3	2	5100	2900	150	1600
		7/7/09	15.87	72.81	--	--	--	--	--	--	--	--	--
		8/31/09	16.69	71.99	--	--	--	--	--	--	--	--	--
		9/27/09	16.30	72.38	3	ND@1	ND@1	1	4	6600	3700	220	9100
		10/29/09	15.91	72.77	--	--	--	--	--	--	--	--	--
		11/5/09	15.59	73.09	--	--	--	--	--	--	--	--	--
		12/23/09	14.73	73.95	ND@1	ND@1	ND@1	ND@3	BDL	1500	660	54	1900
		1/12/2010 *	14.15	74.53	--	--	--	--	--	--	--	--	--
		2/18/2010 *	14.30	74.38	--	--	--	--	--	--	--	--	--
		3/10/10	13.64	75.04	ND@1	ND@1	ND@1	ND@3	BDL	1500	470	55	1400
		4/8/2010*	13.01	75.67	--	--	--	--	--	--	--	--	--
		5/21/2010*	14.28	74.40	--	--	--	--	--	--	--	--	--
		6/7/10	14.76	73.92	ND@1	ND@1	ND@1	ND@3	BDL	23	ND@20	ND@10	ND@100
		7/13/10	15.74	72.94	--	--	--	--	--	--	--	--	--
		7/31/2010 *	16.11	72.57	--	--	--	--	--	--	--	--	--
		8/16/2010*	16.46	72.22	--	--	--	--	--	--	--	--	--
		9/20/10	17.12	71.56	ND@1	ND@1	ND@1	ND@3	BDL	740	340	36	1100
		10/26/2010*	16.19	72.49	--	--	--	--	--	--	--	--	--
		11/23/2010*	16.56	72.12	--	--	--	--	--	--	--	--	--
		12/20/10	16.62	72.06	ND@1	ND@1	ND@1	ND@3	BDL	1400	420	56	1400
		2/3/11	16.90	71.78	--	--	--	--	--	--	--	--	--
		3/22/11	14.95	73.73	ND@1	ND@1	ND@1	ND@3	BDL	370	86	15	280
		4/26/11	14.32	74.36	ND@1	ND@1	ND@1	ND@3	BDL	390	82	18	530
		5/25/11	14.35	74.33	ND@1	ND@1	ND@1	ND@3	BDL	220	ND@20	ND@10	200
		6/29/11	15.28	73.40	ND@1	ND@1	ND@1	ND@3	BDL	1100	ND@20	48	1100
		7/28/11	16.17	72.51	--	--	--	--	--	--	--	--	--
		8/2/11	16.62	72.06	--	--	--	--	--	--	--	--	--
	9/22/11	15.60	73.08	ND@1	ND@1	ND@1	ND@3	BDL	210	39	ND@10	150	
	10/6/11	13.56	75.12	--	--	--	--	--	--	--	--	--	
	11/3/11	14.82	73.86	--	--	--	--	--	--	--	--	--	
	12/8/11	14.80	73.88	ND@1	ND@1	ND@1	ND@3	BDL	150	ND@20	ND@10	150	
	3/1/12	16.48	72.20	ND@1	ND@1	ND@1	ND@3	BDL	560	120	33	870	
	6/5/12	16.44	72.24	ND@1	ND@1	ND@1	ND@3	BDL	410	58	17	460	
	8/23/12	17.13	71.55	--	--	--	--	--	--	--	--	--	
	12/6/12	15.57	73.11	ND@1	ND@1	ND@1	ND@3	BDL	390	97	22	490	
	3/11/12	15.94	72.74	--	--	--	--	--	--	--	--	--	
	6/6/13	15.97	72.71	ND@1	ND@1	ND@1	ND@3	BDL	660	210	30	760	
	9/12/13	15.80	72.88	ND@1	ND@1	ND@1	ND@3	BDL	620	260	21	630	
	12/18/13	15.50	73.18	ND@1	ND@1	ND@1	ND@3	BDL	300	53	ND@10	250	
	3/19/14	15.11	73.57	ND@0.5	ND@0.7	ND@0.8	ND@1.6	BDL	150	61	5	150	
MDE Groundwater Cleanup Standards					5	1,000	700	10,000	-	20	-	-	47

Table 1
Monitoring Well Water Table Elevation and Analytical Data
 7-Eleven Store No. 22281
 Fallston, Maryland

Well	Top of Casing	Date	Depth to Water	Corrected Elevation	Benzene	Toluene	Ethylbenzene	Total Xylenes	BTEX	MTBE	TBA	TAME	TPH-GRO
MW-4A Continued		6/16/14	13.96	74.72	ND@0.5	ND@0.5	ND@0.5	ND@1	BDL	460	190	18	390
		9/26/14	16.36	72.32	ND@0.5	ND@0.5	ND@0.5	ND@1	BDL	490	120	19	570
		12/8/14	16.46	72.22	ND@0.5	ND@0.5	ND@0.5	ND@1	BDL	300	39	11	240
		3/24/15	15.92	72.76	ND@1	ND@1	ND@1	ND@2	BDL	146	34.6	5.27	124
		6/23/15	15.52	73.16	ND@1	ND@1	ND@1	ND@2	BDL	255	51.5	7.6	ND@100
		9/22/15	16.41	72.27	ND@1	ND@1	ND@1	ND@2	BDL	456	162	20.4	593
		12/21/15	16.58	72.10	ND@1	ND@1	ND@1	ND@2	BDL	212	57.5	8.55	192
		3/9/16	14.50	74.18	ND@1	ND@1	ND@1	ND@2	BDL	99.9	24.3	3.9	ND@100
		6/8/16	15.89	72.79	ND@1	ND@1	ND@1	ND@2	BDL	414	101	13	332
		9/19/16	17.45	71.23	--	--	--	--	--	--	--	--	--
		12/5/16	18.08	70.60	ND@1	ND@1	ND@1	ND@2	BDL	152	19.3	6.06	189
		3/13/17	17.99	70.69	ND@1	ND@1	ND@1	ND@3	BDL	106	NA	NA	128
		6/28/17	17.09	71.59	ND@1	ND@1	ND@1	ND@3	BDL	261	85.6	6.95	260
		9/19/17	17.25	71.43	ND@1	ND@1	ND@1	ND@3	BDL	215	37	6.46	248
		12/19/17	18.10	70.58	ND@1	ND@1	ND@1	ND@3	BDL	201	52.4	5.97	162
		3/8/18	17.29	71.39	ND@1	ND@1	ND@1	ND@3	BDL	58.8	14.9	1.87	ND@100
		6/27/18	14.89	73.79	ND@1	ND@1	ND@1	ND@3	BDL	128	32.6	3.74	128
		9/12/18	14.41	74.27	ND@1	ND@1	ND@1	ND@3	BDL	133	44.2	4.01	133
		12/26/18	12.90	75.78	ND@1	ND@1	ND@1	ND@3	BDL	1.24	ND@10	ND@1	ND@100
		3/14/19	12.88	75.80	ND@1	ND@1	ND@1	ND@3	BDL	22.5	ND@10	ND@1	42.5
		6/26/19	14.67	74.01	ND@1	ND@1	ND@1	ND@3	BDL	33.9 F1	ND@10	ND@1	35.1
		9/17/19	16.63	72.05	ND@1	ND@1	ND@1	ND@10	BDL	24.6	ND@10	ND@1	ND@47
		12/27/19	16.80	71.88	ND@1	ND@1	ND@1	ND@10	BDL	16.8	ND@10	ND@1	ND@47
		3/26/20	16.51	72.17	ND@1	ND@1	ND@1	ND@10	BDL	8.37	ND@10	ND@1	ND@47
		6/23/20	16.37	72.31	ND@1	ND@1	ND@1	ND@10	BDL	23.2	ND@10	ND@1	ND@47
		9/29/20	17.24	71.44	ND@1	ND@1	ND@1	ND@10	BDL	9.63	ND@10	ND@1	ND@47
		12/7/20	16.56	72.12	ND@1	ND@1	ND@1	ND@10	BDL	ND@1	ND@10	ND@1	ND@47
		3/29/21	15.68	73.00	ND@1	ND@1	ND@1	ND@10	BDL	2.56	ND@10	ND@1	ND@47
	6/3/21	16.31	72.37	ND@1	ND@1	ND@1	ND@10	BDL	10.7	ND@10	ND@1	ND@47 H	
	9/27/21	16.71	71.97	ND@1	ND@1	ND@1	ND@10	BDL	4.06	ND@10	ND@1	ND@47	
MDE Groundwater Cleanup Standards					5	1,000	700	10,000	-	20	-	-	47

Table 1
Monitoring Well Water Table Elevation and Analytical Data
 7-Eleven Store No. 22281
 Fallston, Maryland

Well	Top of Casing	Date	Depth to Water	Corrected Elevation	Benzene	Toluene	Ethylbenzene	Total Xylenes	BTEX	MTBE	TBA	TAME	TPH-GRO
MW-4B Installed- 1/4/06 Well Depth: 60' Screen: 45-60' 4" diameter	89.43	2/22/06	15.44	73.99	ND@1	ND@1	ND@1	ND@3	BDL	16	ND@25	ND@25	ND@100
		3/16/06	15.70	73.73	ND@1	ND@1	ND@1	ND@3	BDL	13	ND@25	ND@25	ND@100
		4/25/06	16.29	73.14	--	--	--	--	--	--	--	--	--
		5/12/06	16.34	73.09	--	--	--	--	--	--	--	--	--
		6/30/06	15.35	74.08	ND@1	ND@1	ND@1	ND@3	BDL	7	ND@25	ND@25	ND@100
		7/13/06	14.58	74.85	--	--	--	--	--	--	--	--	--
		8/11/06	15.20	74.23	--	--	--	--	--	--	--	--	--
		9/12/06	16.11	73.32	ND@1	ND@1	ND@1	ND@3	BDL	6	ND@25	ND@25	ND@100
		10/23/06	16.07	73.36	--	--	--	--	--	--	--	--	--
		11/21/06	15.23	74.20	--	--	--	--	--	--	--	--	--
		12/7/06	15.17	74.26	ND@1	ND@1	ND@1	ND@3	BDL	21	ND@10	ND@10	ND@100
		1/29/07	15.09	74.34	--	--	--	--	--	--	--	--	--
		2/20/07	NG	NG	--	--	--	--	--	--	--	--	--
		3/28/07	15.82	73.61	ND@1	ND@1	ND@1	ND@3	BDL	7	ND@10	ND@10	ND@100
		4/12/07	15.83	73.60	--	--	--	--	--	--	--	--	--
		5/14/07	15.25	74.18	--	--	--	--	--	--	--	--	--
		6/22/07	16.20	73.23	ND@1	ND@1	ND@1	ND@3	BDL	3	ND@10	ND@10	ND@100
		7/30/07	15.76	73.67	--	--	--	--	--	--	--	--	--
		8/23/07	17.03	72.40	--	--	--	--	--	--	--	--	--
		9/25/07	18.00	71.43	ND@1	ND@1	ND@1	ND@3	BDL	8	ND@10	ND@10	ND@100
		10/15/07	14.42	75.01	--	--	--	--	--	--	--	--	--
		11/26/07	17.93	71.50	--	--	--	--	--	--	--	--	--
		12/14/07	17.72	71.71	ND@1	ND@1	ND@1	ND@3	BDL	6	ND@10	ND@10	ND@100
		1/29/08	17.09	72.34	--	--	--	--	--	--	--	--	--
		2/18/08	17.07	72.36	--	--	--	--	--	--	--	--	--
		3/14/08	16.72	72.71	ND@1	ND@1	ND@1	ND@3	BDL	5	ND@10	ND@10	ND@100
		4/15/08	17.31	72.12	--	--	--	--	--	--	--	--	--
		5/20/08	16.77	72.66	--	--	--	--	--	--	--	--	--
		6/18/08	16.43	73.00	ND@1	ND@1	ND@1	ND@3	BDL	12	ND@20	ND@10	ND@100
		7/22/08	16.96	72.47	--	--	--	--	--	--	--	--	--
8/20/08	17.49	71.94	--	--	--	--	--	--	--	--	--		
9/3/08	17.97	71.46	ND@1	ND@1	ND@1	ND@3	BDL	13	ND@20	ND@10	ND@100		
10/30/08 *	18.09	71.34	--	--	--	--	--	--	--	--	--		
11/10/08	18.10	71.33	--	--	--	--	--	--	--	--	--		
11/24/08 *	18.06	71.37	--	--	--	--	--	--	--	--	--		
12/12/08 *	18.12	71.31	--	--	--	--	--	--	--	--	--		
12/22/08	17.77	71.66	--	--	--	--	--	--	--	--	--		
1/6/09*	17.68	71.75	--	--	--	--	--	--	--	--	--		
1/19/09*	17.64	71.79	--	--	--	--	--	--	--	--	--		
1/28/09*	17.60	71.83	--	--	--	--	--	--	--	--	--		
2/4/09*	17.63	71.80	--	--	--	--	--	--	--	--	--		
2/16/09*	17.67	71.76	--	--	--	--	--	--	--	--	--		
3/4/09*	17.75	71.68	--	--	--	--	--	--	--	--	--		
MDE Groundwater Cleanup Standards					5	1,000	700	10,000	-	20	-	-	47

Table 1
Monitoring Well Water Table Elevation and Analytical Data
7-Eleven Store No. 22281
Fallston, Maryland

Well	Top of Casing	Date	Depth to Water	Corrected Elevation	Benzene	Toluene	Ethylbenzene	Total Xylenes	BTEX	MTBE	TBA	TAME	TPH-GRO
MW-4B Continued		3/24/09	18.10	71.33	ND@1	ND@1	ND@1	ND@3	BDL	4	ND@20	ND@10	ND@100
		4/30/09 *	17.44	71.99	--	--	--	--	--	--	--	--	--
		6/8/09	17.14	72.29	ND@1	ND@1	ND@1	ND@3	BDL	4	ND@20	ND@10	ND@100
		7/7/09	16.66	72.77	--	--	--	--	--	--	--	--	--
		8/31/09	17.44	71.99	--	--	--	--	--	--	--	--	--
		9/27/09	17.17	72.26	ND@1	ND@1	ND@1	ND@3	BDL	5	ND@20	ND@10	ND@100
		10/29/09	16.72	72.71	--	--	--	--	--	--	--	--	--
		11/5/09	16.60	72.83	--	--	--	--	--	--	--	--	--
		12/23/09	15.58	73.85	ND@1	ND@1	ND@1	ND@3	BDL	11	ND@20	ND@10	ND@100
		1/12/2010 *	15.04	74.39	--	--	--	--	--	--	--	--	--
		2/18/2010 *	15.27	74.16	--	--	--	--	--	--	--	--	--
		3/10/10	14.58	74.85	ND@1	ND@1	ND@1	ND@3	BDL	6	ND@20	ND@10	ND@100
		4/8/2010*	13.83	75.60	--	--	--	--	--	--	--	--	--
		5/21/2010*	14.95	74.48	--	--	--	--	--	--	--	--	--
		6/7/10	16.48	72.95	ND@1	ND@1	ND@1	ND@3	BDL	13	ND@20	ND@10	ND@100
		7/13/10	16.47	72.96	--	--	--	--	--	--	--	--	--
		7/31/2010 *	16.83	72.60	--	--	--	--	--	--	--	--	--
		8/16/2010*	16.17	73.26	--	--	--	--	--	--	--	--	--
		9/20/10	17.86	71.57	ND@1	ND@1	ND@1	ND@3	BDL	12	ND@20	ND@10	ND@100
		10/26/2010*	16.92	72.51	--	--	--	--	--	--	--	--	--
		11/23/2010*	17.35	72.08	--	--	--	--	--	--	--	--	--
		12/20/10	17.39	72.04	ND@1	ND@1	ND@1	ND@3	BDL	3	ND@20	ND@10	ND@100
		2/3/11	17.60	71.83	--	--	--	--	--	--	--	--	--
		3/22/11	15.63	73.80	ND@1	ND@1	ND@1	ND@3	BDL	4	ND@20	ND@10	ND@100
		4/26/11	15.36	74.07	ND@1	ND@1	ND@1	ND@3	BDL	ND@1	ND@20	ND@10	ND@100
		5/25/11	15.10	74.33	ND@1	ND@1	ND@1	ND@3	BDL	2	ND@20	ND@10	ND@100
		6/29/11	16.01	73.42	ND@1	ND@1	ND@1	ND@3	BDL	ND@1	ND@20	ND@10	ND@100
		7/28/11	16.94	72.49	--	--	--	--	--	--	--	--	--
		8/2/11	17.17	72.26	--	--	--	--	--	--	--	--	--
		9/22/11	16.00	73.43	ND@1	ND@1	ND@1	ND@3	BDL	5	ND@20	ND@10	ND@100
	10/6/11	15.62	73.81	--	--	--	--	--	--	--	--	--	
	11/3/11	15.50	73.93	--	--	--	--	--	--	--	--	--	
	12/8/11	15.60	73.83	ND@1	ND@1	ND@1	ND@3	BDL	5.3	ND@20	ND@10	ND@100	
	3/1/12	16.23	73.20	ND@1	ND@1	ND@1	ND@3	BDL	ND@1	ND@20	ND@10	ND@100	
	6/5/12	17.12	72.31	ND@1	ND@1	ND@1	ND@3	BDL	3.3	ND@20	ND@10	ND@100	
	8/23/12	17.81	71.62	--	--	--	--	--	--	--	--	--	
	12/6/12	17.52	71.91	ND@1	ND@1	ND@1	ND@3	BDL	3.3	ND@20	ND@10	ND@100	
	3/11/12	16.73	72.70	--	--	--	--	--	--	--	--	--	
	6/6/13	16.76	72.67	ND@1	ND@1	ND@1	ND@3	BDL	2.1	ND@20	ND@10	ND@100	
	9/12/13	16.14	73.29	ND@1	ND@1	ND@1	ND@3	BDL	1.6	ND@20	ND@10	ND@100	
	12/18/13	16.18	73.25	ND@1	ND@1	ND@1	ND@3	BDL	ND@1	ND@20	ND@10	ND@100	
	3/19/14	15.82	73.61	ND@0.5	ND@0.7	ND@0.8	ND@1.6	BDL	1	ND@10	ND@0.8	ND@20	
	6/16/14	14.74	74.69	ND@0.5	ND@0.5	ND@0.5	ND@1	BDL	ND@0.5	ND@10	ND@0.5	ND@20	
MDE Groundwater Cleanup Standards					5	1,000	700	10,000	-	20	-	-	47

Table 1
Monitoring Well Water Table Elevation and Analytical Data
 7-Eleven Store No. 22281
 Fallston, Maryland

Well	Top of Casing	Date	Depth to Water	Corrected Elevation	Benzene	Toluene	Ethylbenzene	Total Xylenes	BTEX	MTBE	TBA	TAME	TPH-GRO	
MW-4B Continued		9/26/14	16.76	72.67	ND@0.5	ND@0.5	ND@0.5	ND@1	BDL	ND@0.5	ND@10	ND@0.5	ND@20	
		12/8/14	17.14	72.29	ND@0.5	ND@0.5	ND@0.5	0.5	0.5	0.6	ND@10	ND@0.5	ND@20	
		3/24/15	16.70	72.73	ND@1	ND@1	ND@1	ND@2	BDL	ND@1	ND@10	ND@1	ND@100	
		6/23/15	16.32	73.11	ND@1	ND@1	ND@1	ND@2	BDL	ND@1	ND@10	ND@1	ND@100	
		9/22/15	17.00	72.43	ND@1	ND@1	ND@1	ND@2	BDL	ND@1	ND@10	ND@1	ND@100	
		12/21/15	17.37	72.06	ND@1	ND@1	ND@1	ND@2	BDL	ND@1	ND@10	ND@1	ND@100	
		3/9/16	15.29	74.14	ND@1	ND@1	ND@1	ND@2	BDL	ND@1	ND@10	ND@1	ND@100	
		6/8/16	16.61	72.82	ND@1	ND@1	ND@1	ND@2	BDL	ND@1	ND@10	ND@1	ND@100	
		9/19/16	18.10	71.33	--	--	--	--	--	--	--	--	--	
		12/5/16	18.44	70.99	ND@1	ND@1	ND@1	ND@2	BDL	ND@1	ND@10	ND@1	ND@100	
		3/13/17	18.76	70.67	ND@1	ND@1	ND@1	ND@2	BDL	ND@1	NA	NA	ND@100	
		6/28/17	17.85	71.58	ND@1	ND@1	ND@1	ND@2	BDL	ND@1	NA	NA	ND@100	
		9/19/17	18.14	71.29	ND@1	ND@1	ND@1	ND@2	BDL	ND@1	NA	NA	ND@100	
		12/19/17	18.68	70.75	ND@1	ND@1	ND@1	ND@2	BDL	ND@1	NA	NA	ND@100	
		3/8/18	18.19	71.24	ND@1	ND@1	ND@1	ND@3	BDL	ND@1	ND@10	ND@1	ND@100	
		6/27/18	15.67	73.76	ND@1	ND@1	ND@1	ND@3	BDL	ND@1	ND@10	ND@1	ND@100	
		9/12/18	15.20	74.23	ND@1	ND@1	ND@1	ND@3	BDL	ND@1	ND@10	ND@1	ND@100	
		12/26/18	13.69	75.74	ND@1	ND@1	ND@1	ND@3	BDL	ND@1	ND@10	ND@1	ND@100	
		3/14/19	14.71	74.72	ND@1	ND@1	ND@1	ND@3	BDL	ND@1	ND@10	ND@1	ND@100	
		6/26/19	15.47	73.96	ND@1	ND@1	ND@1	ND@3	BDL	ND@1	ND@10	ND@1	ND@20	
		9/17/19	17.39	72.04	ND@1	ND@1	ND@1	ND@10	BDL	ND@1	ND@10	ND@1	ND@47	
		12/27/19	17.53	71.90	ND@1	ND@1	ND@1	ND@10	BDL	ND@1	ND@10	ND@1	ND@47	
		3/26/20	17.32	72.11	ND@1	ND@1	ND@1	ND@10	BDL	ND@1	ND@10	ND@1	ND@47	
		6/23/20	17.14	72.29	ND@1	ND@1	ND@1	ND@10	BDL	ND@1	ND@10	ND@1	ND@47	
		9/29/20	18.01	71.42	ND@1	ND@1	ND@1	ND@10	BDL	ND@1	ND@10	ND@1	ND@47	
		12/7/20	17.48	71.95	ND@1	ND@1	ND@1	ND@10	BDL	ND@1	ND@10	ND@1	ND@47	
		3/29/21	16.51	72.92	ND@1	ND@1	ND@1	ND@10	BDL	ND@1	ND@10	ND@1	ND@47	
		6/3/21	17.06	72.37	ND@1	ND@1	ND@1	ND@10	BDL	ND@1	ND@10	ND@1	ND@47 H	
		9/27/21	Unable to Access											
MDE Groundwater Cleanup Standards					5	1,000	700	10,000	-	20	-	-	47	

Table 1
Monitoring Well Water Table Elevation and Analytical Data
 7-Eleven Store No. 22281
 Fallston, Maryland

Well	Top of Casing	Date	Depth to Water	Corrected Elevation	Benzene	Toluene	Ethylbenzene	Total Xylenes	BTEX	MTBE	TBA	TAME	TPH-GRO	
MW-5 Installed- 7/5/05 Well Depth: 35' Screen: 10.5'-35' 4" diameter	93.29	7/26/05	20.21	73.08	ND@1	ND@1	ND@1	ND@3	BDL	10	ND@25	ND@25	ND@25	
		11/22/05	20.15	73.14	ND@1	ND@1	ND@1	ND@3	BDL	15	ND@25	ND@25	ND@25	
		3/16/06	19.55	73.74	ND@1	ND@1	ND@1	ND@3	BDL	76	44	44	ND@25	
		4/25/06	20.05	73.24	--	--	--	--	--	--	--	--	--	--
		5/12/06	20.09	73.20	--	--	--	--	--	--	--	--	--	--
		6/30/06	19.16	74.13	ND@1	ND@1	ND@1	ND@3	BDL	11	ND@25	ND@25	ND@25	ND@25
		7/13/06	18.45	74.84	--	--	--	--	--	--	--	--	--	--
		8/11/06	19.15	74.14	--	--	--	--	--	--	--	--	--	--
		9/12/06	19.90	73.39	ND@1	ND@1	ND@1	ND@3	BDL	27	ND@25	ND@25	ND@25	ND@25
		10/23/06	20.00	73.29	--	--	--	--	--	--	--	--	--	--
		11/21/06	19.14	74.15	--	--	--	--	--	--	--	--	--	--
		12/7/06	18.99	74.30	ND@1	ND@1	ND@1	ND@3	BDL	15	ND@10	ND@10	ND@10	ND@10
		1/29/07	19.41	73.88	--	--	--	--	--	--	--	--	--	--
		2/20/07	19.80	73.49	--	--	--	--	--	--	--	--	--	--
		3/28/07	19.29	74.00	ND@1	ND@1	ND@1	ND@3	BDL	3	ND@10	ND@10	ND@10	ND@10
		4/12/07	19.33	73.96	--	--	--	--	--	--	--	--	--	--
		5/14/07	19.28	74.01	--	--	--	--	--	--	--	--	--	--
		6/22/07	20.20	73.09	ND@1	ND@1	ND@1	ND@3	BDL	3	ND@10	ND@10	ND@10	ND@10
		7/30/07	20.24	73.05	--	--	--	--	--	--	--	--	--	--
		8/23/07	21.26	72.03	--	--	--	--	--	--	--	--	--	--
		9/25/07	21.79	71.50	ND@1	ND@1	ND@1	ND@3	BDL	4	ND@10	ND@10	ND@10	ND@10
		10/15/07	22.03	71.26	--	--	--	--	--	--	--	--	--	--
		11/26/07	21.48	71.81	--	--	--	--	--	--	--	--	--	--
		12/14/07	21.46	71.83	ND@1	ND@1	ND@1	ND@3	BDL	5	ND@10	ND@10	ND@10	ND@10
		1/29/08	21.02	72.27	--	--	--	--	--	--	--	--	--	--
		2/18/08	20.18	73.11	--	--	--	--	--	--	--	--	--	--
		3/14/08	20.45	72.84	ND@1	ND@1	ND@1	ND@3	BDL	7	ND@10	ND@10	ND@10	ND@10
		4/15/08	20.25	73.04	--	--	--	--	--	--	--	--	--	--
		5/20/08	20.25	73.04	--	--	--	--	--	--	--	--	--	--
		6/18/08	20.33	72.96	ND@1	ND@1	ND@1	ND@3	BDL	9	ND@20	ND@20	ND@20	ND@10
7/22/08	20.96	72.33	--	--	--	--	--	--	--	--	--	--		
8/20/08	21.49	71.80	--	--	--	--	--	--	--	--	--	--		
9/3/08	21.71	71.58	ND@1	ND@1	ND@1	ND@3	BDL	7	ND@20	ND@20	ND@20	ND@10		
10/30/08 *	NG	NG	--	--	--	--	--	--	--	--	--	--		
11/10/08	21.81	71.48	--	--	--	--	--	--	--	--	--	--		
11/24/08 *	NG	NG	--	--	--	--	--	--	--	--	--	--		
12/12/08 *	NG	NG	--	--	--	--	--	--	--	--	--	--		
12/22/08	21.38	71.91	--	--	--	--	--	--	--	--	--	--		
3/24/09	21.81	71.48	ND@1	ND@1	ND@1	ND@3	BDL	15	ND@20	ND@20	ND@20	ND@10		
4/30/09 *	21.06	72.23	--	--	--	--	--	--	--	--	--	--		
6/8/09	20.37	72.92	ND@1	ND@1	ND@1	ND@3	BDL	8	ND@20	ND@20	ND@20	ND@10		
7/7/09	20.44	72.85	--	--	--	--	--	--	--	--	--	--		
8/31/09	21.21	72.08	--	--	--	--	--	--	--	--	--	--		
MDE Groundwater Cleanup Standards					5	1,000	700	10,000	-	20	-	-	47	

Table 1
Monitoring Well Water Table Elevation and Analytical Data
 7-Eleven Store No. 22281
 Fallston, Maryland

Well	Top of Casing	Date	Depth to Water	Corrected Elevation	Benzene	Toluene	Ethylbenzene	Total Xylenes	BTEX	MTBE	TBA	TAME	TPH-GRO
MW-5 Continued		9/27/09	20.79	72.50	ND@1	ND@1	ND@1	ND@3	BDL	2	ND@20	ND@20	ND@10
		10/29/09	20.40	72.89	--	--	--	--	--	--	--	--	--
		11/5/09	20.12	73.17	--	--	--	--	--	--	--	--	--
		12/23/09	19.26	74.03	ND@1	ND@1	ND@1	ND@3	BDL	2	ND@20	ND@20	ND@10
		1/12/2010 *	18.70	74.59	--	--	--	--	--	--	--	--	--
		2/18/2010 *	18.82	74.47	--	--	--	--	--	--	--	--	--
		3/10/10	18.23	75.06	ND@1	ND@1	ND@1	ND@3	BDL	3	ND@20	ND@20	ND@10
		4/8/2010*	17.66	75.63	--	--	--	--	--	--	--	--	--
		5/21/2010*	18.42	74.87	--	--	--	--	--	--	--	--	--
		6/7/10	19.26	74.03	ND@1	ND@1	ND@1	ND@3	BDL	2	ND@20	ND@20	ND@10
		7/13/10	19.56	73.73	--	--	--	--	--	--	--	--	--
		7/31/2010 *	NG	--	--	--	--	--	--	--	--	--	--
		8/16/2010*	20.90	72.39	--	--	--	--	--	--	--	--	--
		9/20/10	21.55	71.74	ND@1	ND@1	ND@1	ND@3	BDL	5	ND@20	ND@20	ND@10
		10/26/2010*	20.20	73.09	--	--	--	--	--	--	--	--	--
		11/23/2010*	21.00	72.29	--	--	--	--	--	--	--	--	--
		12/20/10	21.06	72.23	ND@1	ND@1	ND@1	ND@3	BDL	5	24	24	ND@10
		2/3/11	21.35	71.94	--	--	--	--	--	--	--	--	--
		3/22/11	19.46	73.83	ND@1	ND@1	ND@1	ND@3	BDL	4	ND@20	ND@20	ND@10
		4/26/11	18.92	74.37	--	--	--	--	--	--	--	--	--
		5/25/11	18.96	74.33	--	--	--	--	--	--	--	--	--
		6/29/11	19.78	73.51	ND@1	ND@1	ND@1	ND@3	BDL	3	ND@20	ND@20	ND@10
		7/28/11	20.67	72.62	--	--	--	--	--	--	--	--	--
		8/2/11	21.15	72.14	--	--	--	--	--	--	--	--	--
		9/22/11	19.60	73.69	ND@1	ND@1	ND@1	ND@3	BDL	3	ND@20	ND@20	ND@10
		10/6/11	18.93	74.36	--	--	--	--	--	--	--	--	--
		11/3/11	19.20	74.09	--	--	--	--	--	--	--	--	--
		12/8/11	19.30	73.99	ND@1	ND@1	ND@1	ND@3	BDL	2.6	ND@20	ND@20	ND@10
		3/1/12	19.94	73.35	ND@1	ND@1	ND@1	ND@3	BDL	1.7	ND@20	ND@20	ND@10
		6/5/12	20.91	72.38	ND@1	ND@1	ND@1	ND@3	BDL	1.5	ND@20	ND@20	ND@10
	8/23/12	21.64	71.65	--	--	--	--	--	--	--	--	--	
	12/6/12	21.01	72.28	ND@1	ND@1	ND@1	ND@3	BDL	1.5	ND@20	ND@20	ND@10	
	3/11/12	20.45	72.84	--	--	--	--	--	--	--	--	--	
	6/6/13	20.51	72.78	ND@1	ND@1	ND@1	ND@3	BDL	1.1	ND@20	ND@20	ND@10	
	9/12/13	20.13	73.16	ND@1	ND@1	ND@1	ND@3	BDL	ND@1	ND@20	ND@20	ND@10	
	12/18/13	19.71	73.58	ND@1	ND@1	ND@1	ND@3	BDL	ND@1	ND@20	ND@20	ND@10	
	3/19/14	19.74	73.55	ND@0.5	ND@0.7	ND@0.8	ND@1.6	BDL	ND@0.5	ND@10	ND@10	ND@0.8	
	6/16/14	18.55	74.74	ND@0.5	ND@0.5	ND@0.5	ND@1	BDL	ND@0.5	ND@10	ND@10	ND@0.8	
	9/26/14	20.75	72.54	ND@0.5	ND@0.5	ND@0.5	ND@1	BDL	ND@0.5	ND@10	ND@10	ND@0.8	
	12/8/14	20.99	72.30	ND@0.5	ND@0.5	ND@0.5	ND@1	BDL	ND@0.5	ND@10	ND@10	ND@0.8	
	3/24/15	20.50	72.79	ND@1	ND@1	ND@1	ND@2	BDL	4.25	ND@10	ND@10	ND@1	
	6/23/15	20.15	73.14	--	--	--	--	--	--	--	--	--	
	9/22/15	20.94	72.35	--	--	--	--	--	--	--	--	--	
MDE Groundwater Cleanup Standards					5	1,000	700	10,000	-	20	-	-	47

Table 1
Monitoring Well Water Table Elevation and Analytical Data
 7-Eleven Store No. 22281
 Fallston, Maryland

Well	Top of Casing	Date	Depth to Water	Corrected Elevation	Benzene	Toluene	Ethylbenzene	Total Xylenes	BTEX	MTBE	TBA	TAME	TPH-GRO
MW-5 Continued		12/21/15	21.10	72.19	--	--	--	--	--	--	--	--	--
		3/9/16	19.15	74.14	ND@1	ND@1	ND@1	ND@2	BDL	4.25	ND@10	ND@10	ND@1
		6/8/16	20.42	72.87	--	--	--	--	--	--	--	--	--
		9/19/16	21.98	71.31	--	--	--	--	--	--	--	--	--
		12/5/16	22.59	70.70	--	--	--	--	--	--	--	--	--
		3/13/17	22.54	70.75	ND@1	ND@1	ND@1	ND@3	BDL	ND@1	NA	NA	NA
		6/28/17	21.78	71.51	--	--	--	--	--	--	--	--	--
		9/19/17	21.91	71.38	--	--	--	--	--	--	--	--	--
		12/19/17	22.65	70.64	--	--	--	--	--	--	--	--	--
		3/8/18	21.90	71.39	ND@1	ND@1	ND@1	ND@3	BDL	ND@1	ND@10	ND@10	ND@1
		6/27/18	19.61	73.68	--	--	--	--	--	--	--	--	--
		9/12/18	19.40	73.89	--	--	--	--	--	--	--	--	--
		12/26/18	17.52	75.77	--	--	--	--	--	--	--	--	--
		3/14/19	17.59	75.70	ND@1	ND@1	ND@1	ND@3	BDL	ND@1	ND@10	ND@10	ND@1
		6/26/19	18.21	75.08	--	--	--	--	--	--	--	--	--
		9/17/19	19.37	73.92	--	--	--	--	--	--	--	--	--
		12/27/19	21.35	71.94	--	--	--	--	--	--	--	--	--
		3/26/20	21.15	72.14	ND@1	ND@1	ND@1	ND@10	BDL	ND@1	ND@10	ND@1	ND@47
		6/23/20	21.02	72.27	--	--	--	--	--	--	--	--	--
		9/29/20	21.74	71.55	--	--	--	--	--	--	--	--	--
		12/7/20	21.04	72.25	--	--	--	--	--	--	--	--	--
		1/12/21	21.78	71.51	ND@1	ND@1	ND@1	ND@10	BDL	ND@1	ND@10	ND@1	ND@47
		3/29/21	20.31	72.98	ND@1	ND@1	ND@1	ND@10	BDL	ND@1	ND@10	ND@1	ND@47
	6/3/21	20.88	72.41	ND@1	ND@1	ND@1	ND@10	BDL	ND@1	ND@10	ND@1	ND@47 H	
	9/27/21	21.31	71.98	--	--	--	--	--	--	--	--	--	
MDE Groundwater Cleanup Standards					5	1,000	700	10,000	-	20	-	-	47

Table 1
Monitoring Well Water Table Elevation and Analytical Data
 7-Eleven Store No. 22281
 Fallston, Maryland

Well	Top of Casing	Date	Depth to Water	Corrected Elevation	Benzene	Toluene	Ethylbenzene	Total Xylenes	BTEX	MTBE	TBA	TAME	TPH-GRO	
MW-6 Installed- 7/5/05 Well Depth: 25' Screen: 5.5'-25' 4" diameter	84.01	7/26/05	12.70	71.31	ND@1	ND@1	ND@1	ND@3	BDL	760	560	28	840	
		11/22/05	12.63	71.38	ND@1	ND@1	ND@1	ND@3	BDL	1900	990	77	--	
		3/16/06	12.17	71.84	ND@1	ND@1	ND@1	ND@3	BDL	1300	650	48	ND@100	
		4/25/06	12.41	71.60	--	--	--	--	--	--	--	--	--	--
		5/12/06	12.55	71.46	--	--	--	--	--	--	--	--	--	--
		6/30/06	10.39	73.62	ND@1	ND@1	ND@1	ND@3	BDL	E 860	59	48	ND@100	ND@100
		7/13/06	11.18	72.83	--	--	--	--	--	--	--	--	--	--
		8/11/06	10.47	73.54	--	--	--	--	--	--	--	--	--	--
		9/12/06	12.37	71.64	ND@1	ND@1	ND@1	ND@3	BDL	1200	78	52	ND@100	ND@100
		10/23/06	12.43	71.58	--	--	--	--	--	--	--	--	--	--
		11/21/06	11.46	72.55	--	--	--	--	--	--	--	--	--	--
		12/7/06	11.85	72.16	ND@10	ND@10	ND@10	ND@30	BDL	2400	140	110	140	140
		1/29/07	12.11	71.90	--	--	--	--	--	--	--	--	--	--
		2/20/07	12.28	71.73	--	--	--	--	--	--	--	--	--	--
		3/28/07	11.42	72.59	ND@100	ND@100	ND@100	ND@300	BDL	1100	ND@1,000	ND@1,000	110	110
		4/12/07	11.92	72.09	--	--	--	--	--	--	--	--	--	--
		5/14/07	11.60	72.41	--	--	--	--	--	--	--	--	--	--
		6/22/07	12.76	71.25	ND@1	ND@1	ND@1	ND@3	BDL	E 1,000	78	62	130	130
		7/30/07	12.58	71.43	--	--	--	--	--	--	--	--	--	--
		8/23/07	12.65	71.36	--	--	--	--	--	--	--	--	--	--
		9/25/07	13.99	70.02	ND@1	ND@1	ND@1	ND@3	BDL	E 1,200	120	65	150	150
		10/15/07	14.08	69.93	--	--	--	--	--	--	--	--	--	--
		11/26/07	13.62	70.39	--	--	--	--	--	--	--	--	--	--
		12/14/07	13.41	70.60	2	ND@1	ND@1	ND@3	2	E 3,800	E 330	E 350	600	600
		1/29/08	13.10	70.91	--	--	--	--	--	--	--	--	--	--
		2/18/08	12.72	71.29	--	--	--	--	--	--	--	--	--	--
		3/14/08	12.56	71.45	ND@50	ND@50	ND@50	ND@350	BDL	3000	ND@500	ND@500	3700	3700
		4/15/08	12.62	71.39	--	--	--	--	--	--	--	--	--	--
		5/20/08	12.47	71.54	--	--	--	--	--	--	--	--	--	--
		6/18/08	12.76	71.25	ND@10	ND@10	ND@10	ND@30	BDL	2200	ND@200	120	510	510
		7/22/08	13.03	70.98	--	--	--	--	--	--	--	--	--	--
		8/20/08	13.77	70.24	--	--	--	--	--	--	--	--	--	--
9/3/08	13.95	70.06	ND@1	ND@1	ND@1	ND@3	BDL	1200	210	84	300	300		
10/30/08 *	13.98	70.03	--	--	--	--	--	--	--	--	--	--		
11/10/08	13.94	70.07	--	--	--	--	--	--	--	--	--	--		
11/24/08 *	13.92	70.09	--	--	--	--	--	--	--	--	--	--		
12/12/08 *	NG	NG	--	--	--	--	--	--	--	--	--	--		
12/22/08	13.34	70.67	--	--	--	--	--	--	--	--	--	--		
1/19/09*	13.37	70.64	--	--	--	--	--	--	--	--	--	--		
2/16/09*	13.66	70.35	--	--	--	--	--	--	--	--	--	--		
3/24/09	13.87	70.14	ND@10	ND@10	ND@10	ND@30	BDL	2100	230	120	360	360		
4/30/09 *	13.04	70.97	--	--	--	--	--	--	--	--	--	--		
6/8/09	12.75	71.26	ND@1	ND@1	ND@1	ND@3	BDL	2600	230	170	810	810		
MDE Groundwater Cleanup Standards					5	1,000	700	10,000	-	20	-	-	47	

Table 1
Monitoring Well Water Table Elevation and Analytical Data
7-Eleven Store No. 22281
Fallston, Maryland

Well	Top of Casing	Date	Depth to Water	Corrected Elevation	Benzene	Toluene	Ethylbenzene	Total Xylenes	BTEX	MTBE	TBA	TAME	TPH-GRO
MW-6 Continued		7/7/09	12.89	71.12	--	--	--	--	--	--	--	--	--
		8/31/09	13.43	70.58	--	--	--	--	--	--	--	--	--
		9/27/09	13.10	70.91	ND@1	ND@1	ND@1	ND@3	BDL	1600	170	99	2300
		10/29/09	12.65	71.36	--	--	--	--	--	--	--	--	--
		11/5/09	12.39	71.62	--	--	--	--	--	--	--	--	--
		12/23/09	11.95	72.06	ND@1	ND@1	ND@1	ND@3	BDL	1200	190	78	1500
		1/12/2010 *	11.58	72.43	--	--	--	--	--	--	--	--	--
		2/18/2010 *	11.71	72.30	--	--	--	--	--	--	--	--	--
		3/10/10	10.82	73.19	ND@1	ND@1	ND@1	ND@3	BDL	330	87	18	330
		4/8/2010*	10.75	73.26	--	--	--	--	--	--	--	--	--
		5/21/2010*	11.80	72.21	--	--	--	--	--	--	--	--	--
		6/7/10	12.17	71.84	ND@1	ND@1	ND@1	ND@3	BDL	670	210	29	590
		7/13/10	13.17	70.84	--	--	--	--	--	--	--	--	--
		7/31/2010 *	13.15	70.86	--	--	--	--	--	--	--	--	--
		8/16/2010*	13.43	70.58	--	--	--	--	--	--	--	--	--
		9/20/10	13.90	70.11	ND@1	ND@1	ND@1	ND@3	BDL	1700	750	78	2000
		10/26/2010*	13.10	70.91	--	--	--	--	--	--	--	--	--
		11/23/2010*	13.40	70.61	--	--	--	--	--	--	--	--	--
		12/20/10	13.42	70.59	ND@1	ND@1	ND@1	ND@3	BDL	2200	920	87	2100
		2/3/11	13.58	70.43	--	--	--	--	--	--	--	--	--
		3/22/11	11.77	72.24	ND@1	ND@1	ND@1	ND@3	BDL	2300	1000	99	1800
		4/26/11	11.50	72.51	ND@1	ND@1	ND@1	ND@3	BDL	2500	800	120	3500
		5/25/11	11.64	72.37	ND@1	ND@1	ND@1	ND@3	BDL	2200	390	100	2900
		6/29/11	12.55	71.46	ND@1	ND@1	ND@1	ND@3	BDL	1700	ND@20	75	2000
		7/28/11	13.09	70.92	--	--	--	--	--	--	--	--	--
		8/2/11	13.51	70.50	--	--	--	--	--	--	--	--	--
		9/22/11	12.20	71.81	ND@1	ND@1	ND@1	ND@3	BDL	1200	350	50	850
		10/6/11	11.70	72.31	--	--	--	--	--	--	--	--	--
		11/3/11	12.11	71.90	--	--	--	--	--	--	--	--	--
		12/8/11	11.91	72.10	ND@1	ND@1	ND@1	ND@3	BDL	2300	630	110	1600
	3/1/12	12.52	71.49	ND@1	ND@1	ND@1	ND@3	BDL	1300	320	60	1700	
	6/5/12	13.02	70.99	ND@1	ND@1	ND@1	ND@3	BDL	1300	330	53	1300	
	8/23/12	13.80	70.21	--	--	--	--	--	--	--	--	--	
	12/6/12	13.33	70.68	ND@1	ND@1	ND@1	ND@3	BDL	1400	230	65	1500	
	3/11/12	12.69	71.32	--	--	--	--	--	--	--	--	--	
	6/6/13	12.89	71.12	ND@1	ND@1	ND@1	ND@3	BDL	750	48	35	820	
	9/12/13	13.04	70.97	ND@1	ND@1	ND@1	ND@3	BDL	690	190	31	680	
	12/18/13	12.40	71.61	ND@1	ND@1	ND@1	ND@3	BDL	540	48	21	470	
	3/19/14	12.10	71.91	ND@0.5	ND@0.7	ND@0.8	ND@1.6	BDL	470	54 J	19	440	
	6/6/14	11.55	72.46	--	--	--	--	--	--	--	--	--	
	9/26/14	13.51	70.50	ND@0.5	ND@0.5	ND@0.5	ND@1	BDL	280	56	10	340	
	12/8/14	13.31	70.70	ND@0.5	ND@0.5	ND@0.5	ND@1	BDL	360	60	16	310	
	3/24/15	12.70	71.31	ND@1	ND@1	ND@1	ND@1	BDL	233	29.8	8.95	201	
MDE Groundwater Cleanup Standards					5	1,000	700	10,000	-	20	-	-	47

Table 1
Monitoring Well Water Table Elevation and Analytical Data
 7-Eleven Store No. 22281
 Fallston, Maryland

Well	Top of Casing	Date	Depth to Water	Corrected Elevation	Benzene	Toluene	Ethylbenzene	Total Xylenes	BTEX	MTBE	TBA	TAME	TPH-GRO	
MW-6 Continued		6/23/15	12.67	71.34	ND@1	ND@1	ND@1	ND@1	BDL	193	19.4	5.89	ND@100	
		9/22/15	13.61	70.40	ND@1	ND@1	ND@1	ND@1	BDL	117 F1	27.4	4.22	109	
		12/21/15	13.56	70.45	ND@1	ND@1	ND@1	ND@1	BDL	144	22.3	5.95	134	
		3/9/16	11.93	72.08	ND@1	ND@1	ND@1	ND@1	BDL	84.1	ND@1	3.13	ND@100	
		6/8/16	13.15	70.86	ND@1	ND@1	ND@1	ND@1	BDL	66.4	11.1	2.28	ND@100	
		9/19/16	14.40	69.61	--	--	--	--	--	--	--	--	--	--
		12/5/16	14.73	69.28	ND@1	ND@1	ND@1	ND@1	BDL	97.5	ND@10	4.14	111	
		3/13/17	14.65	69.36	ND@1	ND@1	ND@1	ND@3	BDL	84.6	NA	NA	119	
		6/28/17	14.07	69.94	ND@1	ND@1	ND@1	ND@3	BDL	63.8	ND@10	2.09	ND@100	
		9/19/17	14.20	69.81	ND@1	ND@1	ND@1	ND@3	BDL	55.9	15.6	1.84	ND@100	
		12/19/17	14.74	69.27	ND@1	ND@1	ND@1	ND@3	BDL	52.1	ND@10	1.65	ND@100	
		3/8/18	13.91	70.10	ND@1	ND@1	ND@1	ND@3	BDL	37.2	ND@10	1.36	ND@100	
		6/27/18	12.24	71.77	ND@1	ND@1	ND@1	ND@3	BDL	24	ND@10	ND@1	ND@100	
		9/12/18	12.02	71.99	ND@1	ND@1	ND@1	ND@3	BDL	12.3	ND@10	ND@1	ND@100	
		12/26/18	10.70	73.31	ND@1	ND@1	ND@1	ND@3	BDL	3.95	ND@10	ND@1	ND@100	
		3/14/19	10.91	73.10	ND@1	ND@1	ND@1	ND@3	BDL	2.57	ND@10	ND@1	ND@100	
		6/26/19	12.38	71.63	ND@1	ND@1	ND@1	ND@3	BDL	4.41	ND@10	ND@1	ND@20	
		9/17/19	13.92	70.09	ND@1	ND@1	ND@1	ND@10	BDL	4.13	ND@10	ND@1	ND@47	
		12/27/19	13.59	70.42	ND@1	ND@1	ND@1	ND@10	BDL	5.73	ND@10	ND@1	ND@47	
		3/26/20	13.50	70.51	ND@1	ND@1	ND@1	ND@10	BDL	2.87	ND@10	ND@1	ND@47	
		6/23/20	13.41	70.60	ND@1	ND@1	ND@1	ND@10	BDL	2.91	ND@10	ND@1	ND@47	
		9/29/20	14.12	69.89	ND@1	ND@1	ND@1	ND@10	BDL	2.87	ND@10	ND@1	ND@47	
		12/7/20	13.41	70.60	ND@1	ND@1	ND@1	ND@10	BDL	4.31	ND@10	ND@1	ND@47	
		3/29/21	12.79	71.22	ND@1	ND@1	ND@1	ND@10	BDL	2.55	ND@10	ND@1	ND@47	
		6/3/21	13.44	70.57	ND@1	ND@1	ND@1	ND@10	BDL	1.88	ND@10	ND@1	ND@47 H	
		9/27/21	13.62	70.39	ND@1	ND@1	ND@1	ND@10	BDL	1.15	ND@10	ND@1	ND@47	
MDE Groundwater Cleanup Standards					5	1,000	700	10,000	-	20	-	-	47	

Table 1
Monitoring Well Water Table Elevation and Analytical Data
7-Eleven Store No. 22281
Fallston, Maryland

Well	Top of Casing	Date	Depth to Water	Corrected Elevation	Benzene	Toluene	Ethylbenzene	Total Xylenes	BTEX	MTBE	TBA	TAME	TPH-GRO
MW-7 Installed- 7/6/05 Well Depth: 30.5' Screen: 10'-30.5' 4" diameter	97.15	7/26/05	20.10	77.05	ND@1	ND@1	ND@1	ND@3	BDL	ND@1	ND@25	ND@25	ND@100
		11/22/05	19.64	77.51	ND@1	ND@1	ND@1	ND@3	BDL	ND@1	34	ND@25	--
		3/16/06	19.19	77.96	ND@1	ND@1	ND@1	ND@3	BDL	ND@1	ND@25	ND@25	ND@100
		4/25/06	19.61	77.54	--	--	--	--	--	--	--	--	--
		5/12/06	19.72	77.43	--	--	--	--	--	--	--	--	--
		6/30/06	19.24	77.91	ND@1	ND@1	ND@1	ND@3	BDL	ND@1	ND@25	ND@25	ND@100
		7/13/06	17.57	79.58	--	--	--	--	--	--	--	--	--
		8/11/06	18.68	78.47	--	--	--	--	--	--	--	--	--
		9/12/06	19.67	77.48	ND@1	ND@1	ND@1	ND@3	BDL	ND@1	ND@25	ND@25	ND@100
		10/23/06	19.30	77.85	--	--	--	--	--	--	--	--	--
		11/21/06	18.38	78.77	--	--	--	--	--	--	--	--	--
		12/7/06	18.16	78.99	ND@1	ND@1	ND@100	ND@3	BDL	ND@1	ND@10	ND@10	ND@100
		1/29/07	18.84	78.31	--	--	--	--	--	--	--	--	--
		2/20/07	19.50	77.65	--	--	--	--	--	--	--	--	--
		3/28/07	19.01	78.14	ND@1	ND@1	ND@100	ND@3	BDL	ND@1	ND@10	ND@10	ND@100
		4/12/07	18.67	78.48	--	--	--	--	--	--	--	--	--
		5/14/07	18.65	78.50	--	--	--	--	--	--	--	--	--
		6/22/07	19.81	77.34	ND@1	ND@1	ND@100	ND@3	BDL	ND@1	ND@10	ND@10	ND@100
		7/30/07	19.78	77.37	--	--	--	--	--	--	--	--	--
		8/23/07	21.08	76.07	--	--	--	--	--	--	--	--	--
		9/25/07	21.55	75.60	ND@1	ND@1	ND@100	ND@3	BDL	ND@1	ND@10	ND@10	ND@100
		10/15/07	21.94	75.21	--	--	--	--	--	--	--	--	--
		11/26/07	20.97	76.18	--	--	--	--	--	--	--	--	--
		12/14/07	21.70	75.45	ND@1	ND@1	ND@100	ND@3	BDL	ND@1	ND@10	ND@10	ND@100
		1/29/08	21.19	75.96	--	--	--	--	--	--	--	--	--
		2/18/08	20.53	76.62	--	--	--	--	--	--	--	--	--
		3/14/08	20.16	76.99	ND@1	ND@1	ND@100	ND@3	BDL	ND@1	ND@10	ND@10	ND@100
		4/15/08	20.43	76.72	--	--	--	--	--	--	--	--	--
		5/20/08	20.04	77.11	--	--	--	--	--	--	--	--	--
		6/18/08	19.86	77.29	ND@1	ND@1	ND@1	ND@3	BDL	ND@1	ND@20	ND@10	ND@100
		7/22/08	20.28	76.87	--	--	--	--	--	--	--	--	--
		8/20/08	20.84	76.31	--	--	--	--	--	--	--	--	--
9/3/08	20.96	76.19	ND@1	ND@1	ND@1	ND@3	BDL	ND@1	ND@20	ND@10	ND@100		
10/30/08 *	NG	NG	--	--	--	--	--	--	--	--	--		
11/10/08	21.11	76.04	--	--	--	--	--	--	--	--	--		
11/24/08 *	NG	NG	--	--	--	--	--	--	--	--	--		
12/12/08 *	NG	NG	--	--	--	--	--	--	--	--	--		
12/22/08	20.98	76.17	--	--	--	--	--	--	--	--	--		
1/28/09*	20.73	76.42	--	--	--	--	--	--	--	--	--		
2/4/09*	20.79	76.36	--	--	--	--	--	--	--	--	--		
3/24/09	21.30	75.85	ND@1	ND@1	ND@1	ND@3	BDL	1	ND@20	ND@10	ND@100		
4/30/09 *	20.50	76.65	--	--	--	--	--	--	--	--	--		
6/8/09	19.91	77.24	ND@1	ND@1	ND@1	ND@3	BDL	ND@1	ND@20	ND@10	ND@100		
MDE Groundwater Cleanup Standards					5	1,000	700	10,000	-	20	-	-	47

Table 1
Monitoring Well Water Table Elevation and Analytical Data
 7-Eleven Store No. 22281
 Fallston, Maryland

Well	Top of Casing	Date	Depth to Water	Corrected Elevation	Benzene	Toluene	Ethylbenzene	Total Xylenes	BTEX	MTBE	TBA	TAME	TPH-GRO
MW-7 Continued		7/7/09	19.87	77.28	--	--	--	--	--	--	--	--	--
		8/31/09	20.42	76.73	--	--	--	--	--	--	--	--	--
		9/27/09	19.74	77.41	ND@1	ND@1	ND@1	ND@3	BDL	13.28	ND@20	ND@10	ND@100
		10/29/09	19.37	77.78	--	--	--	--	--	--	--	--	--
		11/5/09	18.92	78.23	--	--	--	--	--	--	--	--	--
		12/23/09	17.74	79.41	ND@1	ND@1	ND@1	ND@3	BDL	ND@1	ND@20	ND@10	ND@100
		1/12/2010 *	17.17	79.98	--	--	--	--	--	--	--	--	--
		2/18/2010 *	NG	NG	--	--	--	--	--	--	--	--	--
		3/10/10	16.99	80.16	ND@1	ND@1	ND@1	ND@3	BDL	ND@1	ND@20	ND@10	ND@100
		4/8/2010*	16.25	80.90	--	--	--	--	--	--	--	--	--
		5/21/2010*	17.07	80.08	--	--	--	--	--	--	--	--	--
		6/7/10	17.99	79.16	ND@1	ND@1	ND@1	ND@3	BDL	ND@1	ND@20	ND@10	ND@100
		7/13/10	18.78	78.37	--	--	--	--	--	--	--	--	--
		7/31/2010 *	NG	--	--	--	--	--	--	--	--	--	--
		8/16/2010*	19.40	77.75	--	--	--	--	--	--	--	--	--
		9/20/10	20.12	77.03	ND@1	ND@1	ND@1	ND@3	BDL	ND@1	ND@20	ND@10	ND@100
		10/26/2010*	18.80	78.35	--	--	--	--	--	--	--	--	--
		11/23/2010*	19.27	77.88	--	--	--	--	--	--	--	--	--
		12/20/10	19.55	77.60	ND@1	ND@1	ND@1	ND@3	BDL	ND@1	ND@20	ND@10	ND@100
		2/3/11	20.35	76.80	--	--	--	--	--	--	--	--	--
		3/22/11	18.18	78.97	ND@1	ND@1	ND@1	ND@3	BDL	ND@1	ND@20	ND@10	ND@100
		4/26/11	17.65	79.50	--	--	--	--	--	--	--	--	--
		5/25/11	17.87	79.28	--	--	--	--	--	--	--	--	--
		6/29/11	18.50	78.65	ND@1	ND@1	ND@1	ND@3	BDL	ND@1	ND@20	ND@10	ND@100
		7/28/11	19.66	77.49	--	--	--	--	--	--	--	--	--
		8/2/11	20.28	76.87	--	--	--	--	--	--	--	--	--
		9/22/11	18.28	78.87	ND@1	ND@1	ND@1	ND@3	BDL	ND@1	ND@20	ND@10	ND@100
		10/6/11	17.96	79.19	--	--	--	--	--	--	--	--	--
		11/3/11	18.60	78.55	--	--	--	--	--	--	--	--	--
		12/8/11	18.70	78.45	ND@1	ND@1	ND@1	ND@3	BDL	ND@1	ND@20	ND@10	ND@100
	3/1/12	18.80	78.35	ND@1	ND@1	ND@1	ND@3	BDL	ND@1	ND@20	ND@10	ND@100	
	6/5/12	20.37	76.78	ND@1	ND@1	ND@1	ND@3	BDL	ND@1	ND@20	ND@10	ND@100	
	8/23/12	20.84	76.31	--	--	--	--	--	--	--	--	--	
	12/6/12	19.46	77.69	ND@1	ND@1	ND@1	ND@3	BDL	ND@1	ND@20	ND@10	ND@100	
	3/11/12	19.93	77.22	--	--	--	--	--	--	--	--	--	
	6/6/13	19.51	77.64	ND@1	ND@1	ND@1	ND@3	BDL	ND@1	ND@20	ND@10	ND@100	
	9/12/13	20.66	76.49	ND@1	ND@1	ND@1	ND@3	BDL	ND@1	ND@20	ND@10	ND@100	
	12/18/13	21.50	75.65	ND@1	ND@1	ND@1	ND@3	BDL	ND@1	ND@20	ND@10	ND@100	
	3/19/14	18.60	78.55	ND@0.5	ND@0.7	ND@0.8	ND@1.6	BDL	ND@0.5	ND@10	ND@0.8	ND@20	
	6/16/14	17.64	79.51	ND@0.5	ND@0.5	ND@0.5	ND@1	BDL	ND@0.5	ND@10	ND@0.5	ND@20	
	9/26/14	19.44	77.71	ND@0.5	ND@0.5	ND@0.5	ND@1	BDL	ND@0.5	ND@10	ND@0.5	ND@20	
	12/8/14	19.38	77.77	ND@0.5	ND@0.5	ND@0.5	ND@1	BDL	ND@0.5	ND@10	ND@0.5	ND@20	
	3/24/15	19.60	77.55	ND@1	ND@1	ND@1	ND@1	BDL	ND@1	ND@10	ND@1	ND@100	
MDE Groundwater Cleanup Standards					5	1,000	700	10,000	-	20	-	-	47

Table 1
Monitoring Well Water Table Elevation and Analytical Data
 7-Eleven Store No. 22281
 Fallston, Maryland

Well	Top of Casing	Date	Depth to Water	Corrected Elevation	Benzene	Toluene	Ethylbenzene	Total Xylenes	BTEX	MTBE	TBA	TAME	TPH-GRO
MW-7 Continued		6/23/15	18.60	78.55	--	--	--	--	--	--	--	--	--
		9/22/15	19.24	77.91	--	--	--	--	--	--	--	--	--
		12/21/15	19.13	78.02	--	--	--	--	--	--	--	--	--
		3/9/16	17.1	80.05	ND@1	ND@1	ND@1	ND@1	BDL	ND@1	ND@10	ND@1	ND@100
		6/8/16	18.52	78.63	--	--	--	--	--	--	--	--	--
		9/19/16	20.27	76.88	--	--	--	--	--	--	--	--	--
		12/5/16	21.30	75.85	--	--	--	--	--	--	--	--	--
		3/13/17	21.66	75.49	ND@1	ND@1	ND@1	ND@3	BDL	ND@1	NA	NA	ND@100
		6/28/17	21.82	75.33	--	--	--	--	--	--	--	--	--
		9/19/17	20.90	76.25	--	--	--	--	--	--	--	--	--
		12/19/17	22.00	75.15	--	--	--	--	--	--	--	--	--
		3/8/18	21.05	76.10	ND@1	ND@1	ND@1	ND@3	BDL	ND@1	ND@10	ND@1	ND@100
		6/27/18	18.61	78.54	--	--	--	--	--	--	--	--	--
		9/12/18	17.91	79.24	--	--	--	--	--	--	--	--	--
		12/26/18	15.55	81.60	--	--	--	--	--	--	--	--	--
		3/14/19	15.62	81.53	ND@1	ND@1	ND@1	ND@3	BDL	ND@1	ND@10	ND@1	ND@100
		6/26/19	17.28	79.87	--	--	--	--	--	--	--	--	--
		9/17/19	19.11	78.04	--	--	--	--	--	--	--	--	--
		12/27/19	19.87	77.28	--	--	--	--	--	--	--	--	--
		3/26/20	19.45	77.70	ND@1	ND@1	ND@1	ND@10	BDL	ND@1	ND@10	ND@1	ND@47
		6/23/20	19.40	77.75	--	--	--	--	--	--	--	--	--
		9/29/20	20.05	77.10	--	--	--	--	--	--	--	--	--
		12/7/20	19.51	77.64	--	--	--	--	--	--	--	--	--
		1/12/21	20.34	76.81	ND@1	ND@1	ND@1	ND@10	BDL	ND@1	ND@10	ND@1	ND@47
		3/29/21	18.70	78.45	ND@1	ND@1	ND@1	ND@10	BDL	ND@1	ND@10	ND@1	ND@47
	6/3/21	19.42	77.73	ND@1	ND@1	ND@1	ND@10	BDL	ND@1	ND@10 F1	ND@1	ND@47 H	
	9/27/21	19.81	77.34	--	--	--	--	--	--	--	--	--	
MDE Groundwater Cleanup Standards					5	1,000	700	10,000	-	20	-	-	47

Table 1
Monitoring Well Water Table Elevation and Analytical Data
 7-Eleven Store No. 22281
 Fallston, Maryland

Well	Top of Casing	Date	Depth to Water	Corrected Elevation	Benzene	Toluene	Ethylbenzene	Total Xylenes	BTEX	MTBE	TBA	TAME	TPH-GRO
MW-8A Installed- 3/21/07 Well Depth: 30.' Screen: 5'-30' 4" diameter	75.07	3/28/07	6.41	68.66	ND@1	1	ND@100	ND@3	1	44	ND@10	ND@10	ND@100
		4/12/07	7.82	67.25	--	--	--	--	--	--	--	--	--
		5/14/07	7.79	67.28	--	--	--	--	--	--	--	--	--
		6/22/07	8.73	66.34	ND@1	ND@1	ND@100	ND@3	BDL	9	ND@10	ND@10	ND@100
		7/30/07	8.59	66.48	--	--	--	--	--	--	--	--	--
		8/23/07	8.95	66.12	--	--	--	--	--	--	--	--	--
		9/25/07	9.60	65.47	ND@1	ND@1	ND@100	ND@3	BDL	3	ND@10	ND@10	ND@100
		10/15/07	9.10	65.97	--	--	--	--	--	--	--	--	--
		11/26/07	9.12	65.95	--	--	--	--	--	--	--	--	--
		12/14/07	9.02	66.05	ND@1	ND@1	ND@100	ND@3	BDL	ND@1	ND@10	ND@10	ND@100
		1/29/08	8.42	66.65	--	--	--	--	--	--	--	--	--
		2/18/08	7.39	67.68	--	--	--	--	--	--	--	--	--
		3/14/08	8.58	66.49	ND@1	ND@1	ND@100	ND@3	BDL	3	ND@10	ND@10	ND@100
		4/15/08	8.75	66.32	--	--	--	--	--	--	--	--	--
		5/20/08	8.56	66.51	--	--	--	--	--	--	--	--	--
		6/18/08	9.00	66.07	ND@1	ND@1	ND@1	ND@3	BDL	2	ND@20	ND@10	ND@100
		7/22/08	9.40	65.67	--	--	--	--	--	--	--	--	--
		8/20/08	9.76	65.31	--	--	--	--	--	--	--	--	--
		9/3/08	8.86	66.21	ND@1	ND@1	ND@1	ND@3	BDL	2	ND@20	ND@10	ND@100
		10/30/08 *	NG	NG	--	--	--	--	--	--	--	--	--
		11/10/08	9.50	65.57	--	--	--	--	--	--	--	--	--
		11/24/08 *	NG	NG	--	--	--	--	--	--	--	--	--
		12/12/08 *	NG	NG	--	--	--	--	--	--	--	--	--
		12/22/08	9.00	66.07	--	--	--	--	--	--	--	--	--
		3/24/09	9.47	65.60	ND@1	ND@1	ND@1	ND@3	BDL	4	ND@20	ND@10	ND@100
		4/30/09 *	9.03	66.04	--	--	--	--	--	--	--	--	--
		6/8/09	8.89	66.18	ND@1	ND@1	ND@1	ND@3	BDL	2	ND@20	ND@10	ND@100
		7/7/09	9.31	65.76	--	--	--	--	--	--	--	--	--
		8/31/09	9.46	65.61	--	--	--	--	--	--	--	--	--
		9/27/09	9.06	66.01	ND@1	ND@1	ND@1	ND@3	BDL	5	ND@20	ND@10	ND@100
		10/29/09	8.57	66.50	--	--	--	--	--	--	--	--	--
		11/5/09	8.82	66.25	--	--	--	--	--	--	--	--	--
12/23/09	8.67	66.40	ND@1	ND@1	ND@1	ND@3	BDL	7	ND@20	ND@10	ND@100		
1/12/2010 *	NG	NG	--	--	--	--	--	--	--	--	--		
2/18/2010 *	NG	NG	--	--	--	--	--	--	--	--	--		
3/10/10	8.05	67.02	ND@1	ND@1	ND@1	ND@3	BDL	17	ND@20	ND@10	ND@100		
4/8/2010*	8.25	66.82	--	--	--	--	--	--	--	--	--		
5/21/2010*	8.89	66.18	--	--	--	--	--	--	--	--	--		
6/7/10	9.01	66.06	ND@1	ND@1	ND@1	ND@3	BDL	13	ND@20	ND@10	ND@100		
7/13/10	9.99	65.08	--	--	--	--	--	--	--	--	--		
7/31/2010 *	NG	--	--	--	--	--	--	--	--	--	--		
8/16/2010*	7.83	67.24	--	--	--	--	--	--	--	--	--		
9/20/10	9.92	65.15	ND@1	ND@1	ND@1	ND@3	BDL	24	ND@20	ND@10	ND@100		
MDE Groundwater Cleanup Standards					5	1,000	700	10,000	-	20	-	-	47

Table 1
Monitoring Well Water Table Elevation and Analytical Data
 7-Eleven Store No. 22281
 Fallston, Maryland

Well	Top of Casing	Date	Depth to Water	Corrected Elevation	Benzene	Toluene	Ethylbenzene	Total Xylenes	BTEX	MTBE	TBA	TAME	TPH-GRO
MW-8A Continued		10/26/2010*	9.44	65.63	--	--	--	--	--	--	--	--	--
		11/23/2010*	9.48	65.59	--	--	--	--	--	--	--	--	--
		12/20/10	9.32	65.75	ND@1	ND@1	ND@1	ND@3	BDL	9	ND@20	ND@10	ND@100
		2/3/11	9.02	66.05	--	--	--	--	--	--	--	--	--
		3/22/11	8.48	66.59	ND@1	ND@1	ND@1	ND@3	BDL	21	ND@20	ND@10	ND@100
		4/26/11	8.44	66.63	--	--	--	--	--	--	--	--	--
		5/25/11	8.67	66.40	--	--	--	--	--	--	--	--	--
		6/29/11	9.30	65.77	ND@1	ND@1	ND@1	ND@3	BDL	30	ND@20	ND@10	ND@100
		7/28/11	9.73	65.34	--	--	--	--	--	--	--	--	--
		8/2/11	9.75	65.32	--	--	--	--	--	--	--	--	--
		9/22/11	9.15	65.92	ND@1	ND@1	ND@1	ND@3	BDL	30	ND@20	ND@10	ND@100
		10/6/11	8.90	66.17	--	--	--	--	--	--	--	--	--
		11/3/11	8.98	66.09	--	--	--	--	--	--	--	--	--
		12/8/11	8.36	66.71	ND@1	ND@1	ND@1	ND@3	BDL	33	ND@20	ND@10	ND@100
		3/1/12	8.78	66.29	ND@1	ND@1	ND@1	ND@3	BDL	32	ND@20	ND@10	ND@100
		6/5/12	9.34	65.73	ND@1	ND@1	ND@1	ND@3	BDL	19	ND@20	ND@10	ND@100
		8/23/12	10.05	65.02	--	--	--	--	--	--	--	--	--
		12/6/12	9.72	65.35	--	--	--	--	--	--	--	--	--
		3/11/12	9.31	65.76	--	--	--	--	--	--	--	--	--
		6/6/13	9.57	65.50	ND@1	ND@1	ND@1	ND@3	BDL	28	ND@20	ND@10	ND@100
		9/12/13	10.04	65.03	ND@1	ND@1	ND@1	ND@3	BDL	25	ND@20	ND@10	ND@100
		12/18/13	9.45	65.62	ND@1	ND@1	ND@1	ND@3	BDL	15	ND@20	ND@10	ND@100
		3/19/14	9.43	65.64	ND@0.5	ND@0.7	ND@0.8	ND@1.6	BDL	18	ND@10	ND@0.8	25
		6/16/14	9.95	65.12	ND@0.5	ND@0.5	ND@0.5	ND@1	BDL	17	ND@10	ND@0.5	ND@20
		9/26/14	10.38	64.69	ND@0.5	ND@0.5	ND@0.5	ND@1	BDL	18	ND@10	ND@0.5	23
		12/8/14	10.47	64.60	ND@0.5	ND@0.5	ND@0.5	ND@1	BDL	21	ND@10	0.7	ND@20
		3/24/15	10.27	64.80	ND@1	ND@1	ND@1	ND@2	BDL	13.5	ND@10	ND@1	ND@100
		6/23/15	10.30	64.77	ND@1	ND@1	ND@1	ND@2	BDL	21.3	ND@10	ND@1	ND@100
		9/22/15	10.88	64.19	ND@1	ND@1	ND@1	ND@2	BDL	24	ND@10	ND@1	ND@100
		12/21/15	10.71	64.36	ND@1	ND@1	ND@1	ND@2	BDL	23.4	ND@10	ND@1	ND@100
		3/9/16	10.24	64.83	ND@1	ND@1	ND@1	ND@2	BDL	30.7	ND@10	1.19	ND@100
		6/8/16	10.82	64.25	ND@1	ND@1	ND@1	ND@2	BDL	28	ND@10	1.12	ND@100
	9/19/16	11.27	63.80	ND@1	ND@1	ND@1	ND@2	BDL	30.4	ND@10	ND@1	ND@100	
	12/5/16	11.20	63.87	ND@1	ND@1	ND@1	ND@2	BDL	30.8	ND@1	1.25	ND@100	
	3/13/17	11.18	63.89	ND@1	ND@1	ND@1	ND@3	BDL	28.5	NA	NA	ND@100	
	6/28/17	11.05	64.02	ND@1	ND@1	ND@1	ND@3	BDL	18	ND@10	ND@1	ND@100	
	9/19/17	11.10	63.97	ND@1	ND@1	ND@1	ND@3	BDL	12.9	ND@10	ND@1	ND@100	
	12/19/17	11.25	63.82	ND@1	ND@1	ND@1	ND@3	BDL	12.4	ND@10	ND@1	ND@100	
	3/8/18	10.80	64.27	ND@1	ND@1	ND@1	ND@3	BDL	6.59	ND@10	ND@1	ND@100	
	6/27/18	10.60	64.47	ND@1	ND@1	ND@1	ND@3	BDL	4.77	ND@10	ND@1	ND@100	
	9/12/18	10.28	64.79	ND@1	ND@1	ND@1	ND@3	BDL	3.09	ND@10	ND@1	ND@100	
	12/26/18	9.95	65.12	ND@1	ND@1	ND@1	ND@3	BDL	1.97	ND@10	ND@1	ND@100	
	3/14/19	9.90	65.17	ND@1	ND@1	ND@1	ND@3	BDL	2.69	ND@10	ND@1	ND@100	
MDE Groundwater Cleanup Standards					5	1,000	700	10,000	-	20	-	-	47

Table 1
Monitoring Well Water Table Elevation and Analytical Data
 7-Eleven Store No. 22281
 Fallston, Maryland

Well	Top of Casing	Date	Depth to Water	Corrected Elevation	Benzene	Toluene	Ethylbenzene	Total Xylenes	BTEX	MTBE	TBA	TAME	TPH-GRO
MW-8A Continued		6/26/19	10.72	64.35	ND@1	ND@1	ND@1	ND@3	BDL	2.47	ND@10	ND@1	ND@20
		9/17/19	11.18	63.89	ND@1	ND@1	ND@1	ND@10	BDL	2.88	ND@10	ND@1	ND@47
		12/27/19	10.79	64.28	ND@1	ND@1	ND@1	ND@10	BDL	1.95	ND@10	ND@1	ND@47
		3/26/20	10.66	64.41	ND@1	ND@1	ND@1	ND@10	BDL	ND@1	ND@10	ND@1	ND@47
		6/23/20	10.79	64.28	ND@1	ND@1	ND@1	ND@10	BDL	ND@1	ND@10	ND@1	ND@47
		9/29/20	10.92	64.15	ND@1	ND@1	ND@1	ND@10	BDL	ND@1	ND@10	ND@1	ND@47
		12/7/20	10.61	64.46	ND@1	ND@1	ND@1	ND@10	BDL	ND@1	ND@10	ND@1	ND@47
		3/29/21	10.23	64.84	ND@1	ND@1	ND@1	ND@10	BDL	ND@1	ND@10	ND@1	ND@47
		6/3/21	10.50	64.57	ND@1	ND@1	ND@1	ND@10	BDL	ND@1	ND@10	ND@1	ND@47 H
		9/27/21	10.70	64.37	ND@1	ND@1	ND@1	ND@10	BDL	ND@1	ND@10	ND@1	ND@47
MDE Groundwater Cleanup Standards					5	1,000	700	10,000	-	20	-	-	47

Table 1
Monitoring Well Water Table Elevation and Analytical Data
 7-Eleven Store No. 22281
 Fallston, Maryland

Well	Top of Casing	Date	Depth to Water	Corrected Elevation	Benzene	Toluene	Ethylbenzene	Total Xylenes	BTEX	MTBE	TBA	TAME	TPH-GRO	
MW-8B Installed-10/2/07 Well Depth: 50' Screen: 45'-50' 4" diameter	74.74	10/3/07	8.26	66.48	--	--	--	--	--	--	--	--	--	
		10/15/07	8.22	66.52	ND@1	1	ND@1	ND@3	1	14	ND@10	ND@10	ND@100	
		11/26/07	8.30	66.44	--	--	--	--	--	--	--	--	--	--
		12/14/07	7.82	66.92	ND@1	ND@1	ND@100	ND@3	BDL	15	ND@10	ND@10	ND@100	
		1/29/08	7.31	67.43	--	--	--	--	--	--	--	--	--	--
		2/18/08	8.60	66.14	--	--	--	--	--	--	--	--	--	--
		3/14/08	7.25	67.49	--	--	--	--	--	--	--	--	--	--
		4/15/08	7.42	67.32	--	--	--	--	--	--	--	--	--	--
		5/20/08	7.36	67.38	--	--	--	--	--	--	--	--	--	--
		6/18/08	7.63	67.11	ND@1	ND@1	ND@1	ND@3	BDL	24	ND@20			ND@100
		7/22/08	8.02	66.72	--	--	--	--	--	--	--	--	--	--
		8/20/08	8.09	66.65	--	--	--	--	--	--	--	--	--	--
		9/3/08	8.38	66.36	ND@1	ND@1	ND@1	ND@3	BDL	28	ND@20	ND@10	ND@100	
		10/30/08 *	NG	NG	--	--	--	--	--	--	--	--	--	--
		11/10/08	8.37	66.37	--	--	--	--	--	--	--	--	--	--
		11/24/08 *	NG	NG	--	--	--	--	--	--	--	--	--	--
		12/12/08 *	NG	NG	--	--	--	--	--	--	--	--	--	--
		12/22/08	8.17	66.57	--	--	--	--	--	--	--	--	--	--
		3/24/09	9.58	65.16	ND@1	ND@1	ND@1	ND@3	BDL	39	ND@20	ND@10	ND@100	
		4/30/09 *	9.11	65.63	--	--	--	--	--	--	--	--	--	--
		6/8/09	8.38	66.36	ND@1	ND@1	ND@1	ND@3	BDL	64	25	ND@10	ND@100	
		7/7/09	8.79	65.95	--	--	--	--	--	--	--	--	--	--
		8/31/09	8.92	65.82	--	--	--	--	--	--	--	--	--	--
		9/27/09	7.85	66.89	ND@1	ND@1	ND@1	ND@3	BDL	77	31	ND@10	ND@100	
		10/29/09	9.42	65.32	--	--	--	--	--	--	--	--	--	--
		11/5/09	NG	NG	--	--	--	--	--	--	--	--	--	--
		12/23/09	7.10	67.64	ND@1	ND@1	ND@1	ND@3	BDL	93	31	ND@10	ND@100	
		1/12/2010 *	NG	NG	--	--	--	--	--	--	--	--	--	--
		2/18/2010 *	NG	NG	--	--	--	--	--	--	--	--	--	--
		3/10/10	7.23	67.51	ND@1	ND@1	ND@1	ND@3	BDL	100	33	ND@10	ND@100	
4/8/2010*	7.41	67.33	--	--	--	--	--	--	--	--	--	--		
5/21/2010*	8.20	66.54	--	--	--	--	--	--	--	--	--	--		
6/7/10	7.22	67.52	ND@1	ND@1	ND@1	ND@3	BDL	56	ND@20	ND@10	ND@100			
7/13/10	9.28	65.46	--	--	--	--	--	--	--	--	--	--		
7/31/2010 *	NG	--	--	--	--	--	--	--	--	--	--	--		
8/16/2010*	9.64	65.10	--	--	--	--	--	--	--	--	--	--		
9/20/10	8.49	66.25	ND@1	ND@1	ND@1	ND@3	BDL	65	ND@20	ND@10	ND@100			
10/26/2010*	7.99	66.75	--	--	--	--	--	--	--	--	--	--		
11/23/2010*	7.97	66.77	--	--	--	--	--	--	--	--	--	--		
12/20/10	8.01	66.73	ND@1	ND@1	ND@1	ND@3	BDL	56	ND@20	ND@10	ND@100			
2/3/11	8.25	66.49	--	--	--	--	--	--	--	--	--	--		
3/22/11	7.80	66.94	ND@1	ND@1	ND@1	ND@3	BDL	34	ND@20	ND@10	ND@100			
4/26/11	7.26	67.48	--	--	--	--	--	--	--	--	--	--		
MDE Groundwater Cleanup Standards					5	1,000	700	10,000	-	20	-	-	47	

Table 1
Monitoring Well Water Table Elevation and Analytical Data
7-Eleven Store No. 22281
Fallston, Maryland

Well	Top of Casing	Date	Depth to Water	Corrected Elevation	Benzene	Toluene	Ethylbenzene	Total Xylenes	BTEX	MTBE	TBA	TAME	TPH-GRO
MW-8B Continued		5/25/11	7.43	67.31	--	--	--	--	--	--	--	--	--
		6/29/11	7.88	66.86	ND@1	ND@1	ND@1	ND@3	BDL	29	ND@20	ND@10	ND@100
		7/28/11	8.03	66.71	--	--	--	--	--	--	--	--	--
		8/2/11	8.30	66.44	--	--	--	--	--	--	--	--	--
		9/22/11	7.98	66.76	ND@1	ND@1	ND@1	ND@3	BDL	22	ND@20	ND@10	ND@100
		10/6/11	6.21	92.50	--	--	--	--	--	--	--	--	--
		11/3/11	7.37	91.34	--	--	--	--	--	--	--	--	--
		12/8/11	7.40	67.34	ND@1	ND@1	ND@1	ND@3	BDL	28	ND@20	ND@10	ND@100
		3/1/12	7.69	67.05	ND@1	ND@1	ND@1	ND@3	BDL	22	ND@20	ND@10	ND@100
		6/5/12	8.08	66.66	ND@1	ND@1	ND@1	ND@3	BDL	12	ND@20	ND@10	ND@100
		8/23/12	9.55	65.19	--	--	--	--	--	--	--	--	--
		12/6/12	8.34	66.40	ND@1	280	ND@1	ND@3	280	15	ND@20	ND@10	670
		3/11/12	7.97	66.77	--	--	--	--	--	--	--	--	--
		6/6/13	8.01	66.73	ND@1	2.1	ND@1	ND@3	2.1	17	ND@20	ND@10	ND@100
		9/12/13	8.53	66.21	ND@1	ND@1	ND@1	ND@3	BDL	14	ND@20	ND@10	ND@100
		12/18/13	8.00	66.74	ND@1	ND@1	ND@1	ND@3	BDL	7.1	ND@20	ND@10	ND@100
		3/19/14	7.74	67.00	ND@0.5	ND@0.7	ND@0.8	ND@1.6	BDL	3	ND@10	ND@0.8	ND@20
		6/16/14	8.12	66.62	ND@0.5	ND@0.5	ND@0.5	ND@1	BDL	11	ND@10	ND@0.5	ND@20
		9/26/14	8.97	65.77	ND@0.5	ND@0.5	ND@0.5	ND@1	BDL	8	ND@10	ND@0.5	ND@20
		12/8/14	8.92	65.82	ND@0.5	ND@0.5	ND@0.5	ND@1	BDL	7	ND@10	ND@0.5	ND@20
		3/24/15	8.06	66.68	ND@1	ND@1	ND@1	ND@2	BDL	4.57	ND@10	ND@1	ND@100
		6/23/15	8.61	66.13	ND@1	ND@1	ND@1	ND@2	BDL	5.67	ND@10	ND@1	ND@100
		9/22/15	9.08	65.66	ND@1	ND@1	ND@1	ND@2	BDL	4.23	ND@1	ND@1	ND@100
		12/21/15	8.98	65.76	ND@1	ND@1	ND@1	ND@2	BDL	3.4	ND@1	ND@1	ND@100
		3/9/16	7.45	67.29	ND@1	ND@1	ND@1	ND@2	BDL	2.97	ND@1	ND@1	ND@100
		6/8/16	9.09	65.65	ND@1	ND@1	ND@1	ND@2	BDL	2.12	ND@1	ND@1	ND@100
		9/19/16	9.61	65.13	ND@1	ND@1	ND@1	ND@2	BDL	1.04	ND@1	ND@1	ND@100
		12/5/16	9.71	65.03	ND@1	ND@1	ND@1	ND@2	BDL	1.44	ND@1	ND@1	ND@100
		3/13/17	9.61	65.13	ND@1	ND@1	ND@1	ND@3	BDL	ND@1	NA	NA	ND@100
		6/28/17	9.48	65.26	ND@1	ND@1	ND@1	ND@3	BDL	ND@1	ND@10	ND@1	ND@100
	9/19/17	9.52	65.22	--	--	--	--	--	--	--	--	--	
	12/19/17	9.69	65.05	ND@1	ND@1	ND@1	ND@3	BDL	ND@1	ND@10	ND@1	ND@100	
	3/8/18	9.25	65.49	ND@1	ND@1	ND@1	ND@3	BDL	ND@1	ND@10	ND@1	ND@100	
	6/27/18	8.72	66.02	ND@1	ND@1	ND@1	ND@3	BDL	ND@1	ND@10	ND@1	ND@100	
	9/12/18	8.51	66.23	ND@1	ND@1	ND@1	ND@3	BDL	ND@1	ND@10	ND@1	ND@100	
	12/26/18	7.96	66.78	ND@1	ND@1	ND@1	ND@3	BDL	ND@1	ND@10	ND@1	ND@100	
	3/14/19	8.19	66.55	ND@1	ND@1	ND@1	ND@3	BDL	ND@1	ND@10	ND@1	ND@100	
	6/26/19	8.88	65.86	ND@1	ND@1	ND@1	ND@3	BDL	ND@1	ND@10	ND@1	ND@20	
	9/17/19	9.47	65.27	ND@1	ND@1	ND@1	ND@10	BDL	ND@1	ND@10	ND@1	ND@47	
	12/27/19	9.09	65.65	ND@1	ND@1	ND@1	ND@10	BDL	ND@1	ND@10	ND@1	ND@47	
	3/26/20	8.95	65.79	ND@1	ND@1	ND@1	ND@10	BDL	ND@1	ND@10	ND@1	ND@47	
	6/23/20	9.07	65.67	ND@1	ND@1	ND@1	ND@10	BDL	ND@1	ND@10	ND@1	ND@47	
	9/29/20	9.31	65.43	ND@1	ND@1	ND@1	ND@10	BDL	ND@1	ND@10	ND@1	ND@47	
MDE Groundwater Cleanup Standards					5	1,000	700	10,000	-	20	-	-	47

Table 1
Monitoring Well Water Table Elevation and Analytical Data
 7-Eleven Store No. 22281
 Fallston, Maryland

Well	Top of Casing	Date	Depth to Water	Corrected Elevation	Benzene	Toluene	Ethylbenzene	Total Xylenes	BTEX	MTBE	TBA	TAME	TPH-GRO
MW-8B Continued		12/7/20	8.88	65.86	ND@1	ND@1	ND@1	ND@10	BDL	ND@1	ND@10	ND@1	ND@47
		3/29/21	8.61	66.13	ND@1	ND@1	ND@1	ND@10	BDL	ND@1	ND@10	ND@1	ND@47
		6/3/21	8.96	65.78	ND@1	ND@1	ND@1	ND@10	BDL	ND@1	ND@10	ND@1	ND@47
		9/27/21	9.11	65.63	ND@1	ND@1	ND@1	ND@10	BDL	ND@1	ND@10	ND@1	ND@47
MW-8C Installed-10/12/15 Well Depth: 190' Bedrock MW 6" diameter	64.17	12/21/15	10.70	53.47	ND@1	ND@1	ND@1	ND@2	BDL	3.88	ND@1	ND@1	ND@100
		3/9/16	7.53	56.64	ND@1	2.21	ND@1	ND@2	2.21	1.35	ND@1	ND@1	ND@100
		6/8/16	9.31	54.86	ND@1	ND@1	ND@1	ND@2	BDL	ND@1	ND@1	ND@1	ND@100
		9/19/16	11.31	52.86	ND@1	ND@1	ND@1	ND@2	BDL	ND@1	ND@1	ND@1	ND@100
		12/5/16	11.62	52.55	ND@1	ND@1	ND@1	ND@2	BDL	3.73	ND@1	ND@1	ND@100
		3/13/17	11.45	52.72	ND@1	ND@1	ND@1	ND@3	BDL	ND@1	NA	NA	ND@100
		6/28/17	11.09	53.08	ND@1	ND@1	ND@1	ND@3	BDL	ND@1	ND@10	ND@1	ND@100
		9/19/17	11.36	52.81	ND@1	ND@1	ND@1	ND@3	BDL	7.95	ND@10	ND@1	ND@100
		12/19/17	11.99	52.18	ND@1	ND@1	ND@1	ND@3	BDL	ND@1	ND@10	ND@1	ND@100
		3/8/18	11.14	53.03	ND@1	ND@1	ND@1	ND@3	BDL	ND@1	ND@10	ND@1	ND@100
		6/27/18	8.04	56.13	ND@1	ND@1	ND@1	ND@3	BDL	ND@1	ND@10	ND@1	ND@100
		9/12/18	7.60	56.57	ND@1	ND@1	ND@1	ND@3	BDL	ND@1	ND@10	ND@1	ND@100
		12/26/18	5.63	58.54	ND@1	ND@1	ND@1	ND@3	BDL	ND@1	ND@10	ND@1	ND@100
		3/14/19	6.18	57.99	ND@1	ND@1	ND@1	ND@3	BDL	ND@1	ND@10	ND@1	ND@100
		6/26/19	8.29	55.88	ND@1	ND@1	ND@1	ND@3	BDL	ND@1	ND@10	ND@1	ND@20
		9/17/19	10.20	53.97	ND@1	ND@1	ND@1	ND@10	BDL	ND@1	ND@10	ND@1	ND@47
		12/27/19	10.46	53.71	ND@1	ND@1	ND@1	ND@10	BDL	ND@1	ND@10	ND@1	ND@47
		3/26/20	9.38	54.79	ND@1	ND@1	ND@1	ND@10	BDL	ND@1	ND@10	ND@1	ND@47
		6/23/20	9.32	54.85	ND@1	ND@1	ND@1	ND@10	BDL	ND@1	ND@10	ND@1	ND@47
		9/29/20	10.12	54.05	ND@1	ND@1	ND@1	ND@10	BDL	ND@1	ND@10	ND@1	ND@47
		12/7/20	9.84	54.33	ND@1	ND@1	ND@1	ND@10	BDL	ND@1	ND@10	ND@1	ND@47
		3/29/21	8.17	56.00	ND@1	ND@1	ND@1	ND@10	BDL	ND@1	ND@10	ND@1	ND@47
		6/4/21	8.72	55.45	ND@1	ND@1	ND@1	ND@10	BDL	ND@1	ND@10	ND@1	ND@47
9/27/21	9.68	54.49	ND@1	ND@1	ND@1	ND@10	BDL	ND@1	ND@10	ND@1	ND@47		
MDE Groundwater Cleanup Standards					5	1,000	700	10,000	-	20	-	-	47

Table 1
Monitoring Well Water Table Elevation and Analytical Data
7-Eleven Store No. 22281
Fallston, Maryland

Well	Top of Casing	Date	Depth to Water	Corrected Elevation	Benzene	Toluene	Ethylbenzene	Total Xylenes	BTEX	MTBE	TBA	TAME	TPH-GRO	
MW-9 Installed-1/21/10 Well Depth: 35' Screen: 5'-35' 4" diameter	86.29	3/10/10	12.35	73.94	ND@1	ND@1	ND@1	ND@3	BDL	1800	490	75	1600	
		4/8/2010*	12.10	74.19	--	--	--	--	--	--	--	--	--	--
		5/21/2010*	13.26	73.03	--	--	--	--	--	--	--	--	--	--
		6/7/10	13.60	72.69	ND@1	ND@1	ND@1	ND@3	BDL	990	290	33	910	
		7/13/10	14.33	71.96	--	--	--	--	--	--	--	--	--	--
		7/31/2010 *	14.69	71.60	--	--	--	--	--	--	--	--	--	--
		8/16/2010*	15.03	71.26	--	--	--	--	--	--	--	--	--	--
		9/20/10	16.61	69.68	ND@1	ND@1	ND@1	ND@3	BDL	990	340	34	1100	
		10/26/2010*	14.60	71.69	--	--	--	--	--	--	--	--	--	--
		11/23/2010*	15.02	71.27	--	--	--	--	--	--	--	--	--	--
		12/20/10	15.24	71.05	ND@1	ND@1	ND@1	ND@3	BDL	1400	470	48	1400	
		2/3/11	15.30	70.99	--	--	--	--	--	--	--	--	--	--
		3/22/11	13.45	72.84	ND@1	ND@1	ND@1	ND@3	BDL	1100	340	42	850	
		4/26/11	12.89	73.40	ND@1	ND@1	ND@1	ND@3	BDL	1300	320	59	1800	
		5/25/11	12.97	73.32	ND@1	ND@1	ND@1	ND@3	BDL	1200	150	53	1500	
		6/29/11	13.98	72.31	ND@1	ND@1	ND@1	ND@3	BDL	1600	200	68	1700	
		7/28/11	15.77	70.52	--	--	--	--	--	--	--	--	--	--
		8/2/11	15.09	71.20	--	--	--	--	--	--	--	--	--	--
		9/22/11	13.65	72.64	ND@1	ND@1	ND@1	ND@3	BDL	2200	690	ND@100	1300	
		10/6/11	13.19	73.10	--	--	--	--	--	--	--	--	--	--
		11/3/11	13.50	72.79	--	--	--	--	--	--	--	--	--	--
		12/8/11	13.43	72.86	ND@1	ND@1	ND@1	ND@3	BDL	2000	560	95	1500	
		3/1/12	14.00	72.29	ND@1	ND@1	ND@1	ND@3	BDL	1800	790	81	2300	
		6/5/12	14.75	71.54	1.3	ND@1	ND@1	ND@3	1.3	3900	1600	160	3800	
		8/23/12	15.52	70.77	--	--	--	--	--	--	--	--	--	--
		12/6/12	14.99	71.30	ND@1	ND@1	ND@1	ND@3	BDL	1600	840	90	1900	
		3/11/12	14.34	71.95	--	--	--	--	--	--	--	--	--	--
		6/6/13	14.48	71.81	ND@1	ND@1	ND@1	ND@3	BDL	2000	920	83	2100	
		9/12/13	14.51	71.78	ND@1	ND@1	ND@1	ND@3	BDL	2300	1500	100	2100	
		12/18/13	14.01	72.28	ND@1	ND@1	ND@1	ND@3	BDL	950	360	35	730	
3/19/14	13.63	72.66	ND@0.5	ND@0.7	ND@0.8	ND@1.6	BDL	1100	510	44	970			
6/16/14	12.79	73.50	ND@0.5	ND@0.5	ND@0.5	ND@1	BDL	750	360	31	640			
9/26/14	15.03	71.26	ND@0.5	ND@0.5	ND@0.5	ND@1	BDL	560	200	16	500			
12/8/14	14.97	71.32	ND@0.5	ND@0.5	ND@0.5	ND@1	BDL	900	370	35	800			
3/24/15	14.35	71.94	ND@1	ND@1	ND@1	ND@2	BDL	557	203	21.4	435			
6/23/15	14.12	72.17	ND@1	ND@1	ND@1	ND@2	BDL	554	173	17.2	ND@100			
9/22/15	15.12	71.17	ND@1	ND@1	ND@1	ND@2	BDL	896	321	29.6	979			
12/21/15	15.15	71.14	ND@1	ND@1	ND@1	ND@2	BDL	274	89.8	11.8	256			
3/9/16	13.19	73.10	ND@1	ND@1	ND@1	ND@2	BDL	340	109	14.2	451			
6/8/16	14.56	71.73	ND@1	ND@1	ND@1	ND@2	BDL	237	53.2	6.97	243			
9/19/16	16.04	70.25	--	--	--	--	--	--	--	--	--	--		
12/5/16	16.47	69.82	ND@1	ND@1	ND@1	ND@2	BDL	112	ND@10	4.02	130			
3/13/17	16.37	69.92	ND@1	ND@1	ND@1	ND@3	BDL	123	NA	NA	162			
MDE Groundwater Cleanup Standards					5	1,000	700	10,000	-	20	-	-	47	

Table 1
Monitoring Well Water Table Elevation and Analytical Data
 7-Eleven Store No. 22281
 Fallston, Maryland

Well	Top of Casing	Date	Depth to Water	Corrected Elevation	Benzene	Toluene	Ethylbenzene	Total Xylenes	BTEX	MTBE	TBA	TAME	TPH-GRO
MW-9 Continued		6/28/17	15.67	70.62	ND@1	ND@1	ND@1	ND@3	BDL	100	44.2	3.04	175
		9/19/17	15.79	70.50	ND@1	ND@1	ND@1	ND@3	BDL	193	26.7	5.37	165
		12/19/17	16.51	69.78	ND@1	ND@1	ND@1	ND@3	BDL	22.8	ND@10	ND@1	ND@100
		3/8/18	15.64	70.65	ND@1	ND@1	ND@1	ND@3	BDL	57.5	ND@10	1.84	ND@100
		6/27/18	13.63	72.66	ND@1	ND@1	ND@1	ND@3	BDL	23.4	ND@10	ND@1	ND@100
		9/12/18	13.15	73.14	ND@1	ND@1	ND@1	ND@3	BDL	66.4	ND@10	1.96	ND@100
		12/26/18	11.89	74.40	ND@1	ND@1	ND@1	ND@3	BDL	22.6	ND@10	ND@1	ND@100
		3/14/19	12.06	74.23	ND@1	ND@1	ND@1	ND@3	BDL	14.5	ND@10	ND@1	34.2
		6/26/19	13.67	72.62	ND@1	ND@1	ND@1	ND@3	BDL	19.5	ND@10	ND@1	30.9
		9/17/19	15.39	70.90	ND@1	ND@1	ND@1	ND@10	BDL	6.64	ND@10	ND@1	ND@47
		12/27/19	15.18	71.11	ND@1	ND@1	ND@1	ND@10	BDL	15.4	ND@10	ND@1	ND@47
		3/26/20	15.06	71.23	ND@1	ND@1	ND@1	ND@10	BDL	5.95	ND@10	ND@1	ND@47
		6/23/20	15.03	71.26	ND@1	ND@1	ND@1	ND@10	BDL	6.18	ND@10	ND@1	ND@47
		9/29/20	15.79	70.50	ND@1	ND@1	ND@1	ND@10	BDL	4.9	ND@10	ND@1	ND@47
		12/7/20	14.99	71.30	ND@1	ND@1	ND@1	ND@10	BDL	2.94	ND@10	ND@1	ND@47
		3/29/21	14.29	72.00	ND@1	ND@1	ND@1	ND@10	BDL	5.04	ND@10	ND@1	ND@47
		6/3/21	14.93	71.36	ND@1	ND@1	ND@1	ND@10	BDL	ND@1	ND@10	ND@1	ND@47
	9/27/21	15.24	71.05	ND@1	ND@1	ND@1	ND@10	BDL	1.13	ND@10	ND@1	ND@47	
MDE Groundwater Cleanup Standards					5	1,000	700	10,000	-	20	-	-	47

Table 1
Monitoring Well Water Table Elevation and Analytical Data
7-Eleven Store No. 22281
Fallston, Maryland

Well	Top of Casing	Date	Depth to Water	Corrected Elevation	Benzene	Toluene	Ethylbenzene	Total Xylenes	BTEX	MTBE	TBA	TAME	TPH-GRO		
MW-10 Installed-1/21/10 Well Depth: 35' Screen: 5'-35' 4" diameter	86.28	3/10/10	11.50	74.78	6	ND@1	ND@1	11	17	17000	5400	810	18000		
		4/8/2010*	10.90	75.38	--	--	--	--	--	--	--	--	--	--	
		5/21/2010*	12.15	74.13	--	--	--	--	--	--	--	--	--	--	
		6/7/10	12.69	73.59	1	ND@1	ND@1	1	2	4700	1700	350	5200	--	
		7/13/10	13.50	72.78	--	--	--	--	--	--	--	--	--	--	
		7/31/2010 *	13.81	72.47	--	--	--	--	--	--	--	--	--	--	
		8/16/2010*	14.18	72.10	--	--	--	--	--	--	--	--	--	--	
		9/20/10	14.86	71.42	1	ND@1	ND@1	1	2	5600	5700	250	6900	--	
		10/26/2010*	13.92	72.36	--	--	--	--	--	--	--	--	--	--	--
		11/23/2010*	14.29	71.99	--	--	--	--	--	--	--	--	--	--	--
		12/20/10	14.46	71.82	2	ND@1	ND@1	4	6	11000	9600	470	12000	--	
		2/3/11	14.59	71.69	--	--	--	--	--	--	--	--	--	--	--
		3/22/11	16.76	69.52	ND@1	ND@1	ND@1	ND@3	BDL	5700	4600	240	5900	--	
		4/26/11	12.10	74.18	2	ND@1	ND@1	3	5	5600	6000	290	8000	--	
		5/25/11	12.13	74.15	2	ND@1	ND@1	3	5	5800	6000	270	7500	--	
		6/29/11	13.03	73.25	ND@5	ND@5	ND@5	ND@15	BDL	4100	4400	180	4800	--	
		7/28/11	13.92	72.36	--	--	--	--	--	--	--	--	--	--	--
		8/2/11	14.35	71.93	--	--	--	--	--	--	--	--	--	--	--
		9/22/11	12.84	73.44	ND@20	ND@20	ND@20	ND@60	BDL	2700	1700	180	1800	--	
		10/6/11	12.33	73.95	--	--	--	--	--	--	--	--	--	--	--
		11/3/11	12.63	73.65	--	--	--	--	--	--	--	--	--	--	--
		12/8/11	12.51	73.77	ND@1	ND@1	ND@1	ND@3	BDL	2700	2900	120	1900	--	
		3/1/12	13.34	72.94	ND@1	ND@1	ND@1	ND@3	BDL	1100	1100	51	1500	--	
		6/5/12	14.11	72.17	ND@1	ND@1	ND@1	ND@3	BDL	1000	920	34	1100	--	
		8/23/12	14.85	71.43	--	--	--	--	--	--	--	--	--	--	--
		12/6/12	14.27	72.01	ND@1	ND@1	ND@1	ND@3	BDL	1000	1500	50	1100	--	
		3/11/12	13.65	72.63	--	--	--	--	--	--	--	--	--	--	--
		6/6/13	13.73	72.55	ND@1	ND@1	ND@1	ND@3	BDL	520	810	23	660	--	
		9/12/13	13.56	72.72	ND@1	ND@1	ND@1	ND@3	BDL	370	710	16	380	--	
		12/18/13	13.34	72.94	ND@1	ND@1	ND@1	ND@3	BDL	440	610	17	390	--	
3/19/14	12.90	73.38	ND@0.5	ND@0.7	ND@0.8	ND@1.6	BDL	290	680	13	280	--			
6/16/14	11.80	74.48	ND@0.5	ND@0.5	ND@0.5	ND@1	BDL	320	810	14	270	--			
9/26/14	14.08	72.20	ND@0.5	ND@0.5	ND@0.5	ND@1	BDL	200	280	7	260	--			
12/8/14	14.36	71.92	ND@0.5	ND@0.5	ND@0.5	ND@1	BDL	290	250	12	230	--			
3/24/15	13.60	72.68	ND@1	ND@1	ND@1	ND@2	BDL	197	167	7.72	175	--			
6/23/15	13.36	72.92	ND@1	ND@1	ND@1	ND@2	BDL	180	83.1	5.72	ND@100	--			
9/22/15	14.28	72.00	ND@1	ND@1	ND@1	ND@2	BDL	114	47.6	4	121	--			
12/21/15	14.33	71.95	ND@1	ND@1	ND@1	ND@2	BDL	171	50.5	7.29	179	--			
3/9/16	12.29	73.99	ND@1	ND@1	ND@1	ND@2	BDL	153	45.6	6.19	190	--			
6/8/16	13.62	72.66	ND@1	ND@1	ND@1	ND@2	BDL	116	21.3	3.78	120	--			
9/19/16	15.25	71.03	--	--	--	--	--	--	--	--	--	--	--		
12/5/16	15.78	70.50	ND@1	ND@1	ND@1	ND@2	BDL	127	24.7	5.16	147	--			
3/13/17	15.71	70.57	ND@1	ND@1	ND@1	ND@3	BDL	130	NA	NA	165	--			
MDE Groundwater Cleanup Standards					5	1,000	700	10,000	-	20	-	-	47		

Table 1
Monitoring Well Water Table Elevation and Analytical Data
 7-Eleven Store No. 22281
 Fallston, Maryland

Well	Top of Casing	Date	Depth to Water	Corrected Elevation	Benzene	Toluene	Ethylbenzene	Total Xylenes	BTEX	MTBE	TBA	TAME	TPH-GRO	
MW-10 Continued		6/28/17	14.95	71.33	ND@1	ND@1	ND@1	ND@3	BDL	65.6	ND@10	2.12	ND@100	
		9/19/17	14.97	71.31	ND@1	ND@1	ND@1	ND@3	BDL	59	14.3	1.75	ND@100	
		12/19/17	15.75	70.53	ND@1	ND@1	ND@1	ND@3	BDL	84.1	12.6	2.48	ND@100	
		3/8/18	15.11	71.17	ND@1	ND@1	ND@1	ND@3	BDL	88.1	ND@10	2.9	124	
		6/27/18	12.70	73.58	ND@1	ND@1	ND@1	ND@3	BDL	31.5	ND@10	ND@1	ND@100	
		9/12/18	12.22	74.06	ND@1	ND@1	ND@1	ND@3	BDL	25.1	ND@10	ND@1	ND@100	
		12/26/18	10.80	75.48	ND@1	ND@1	ND@1	ND@3	BDL	14.5	ND@10	ND@1	ND@100	
		3/14/19	10.82	75.46	ND@1	ND@1	ND@1	ND@3	BDL	16.4	ND@10	ND@1	25.7	
		6/26/19	12.60	73.68	ND@1	ND@1	ND@1	ND@3	BDL	16.7	ND@10	ND@1	25.0	
		9/17/19	14.48	71.80	ND@1	ND@1	ND@1	ND@10	BDL	14.5	ND@10	ND@1	ND@47	
		12/27/19	14.57	71.71	ND@1	ND@1	ND@1	ND@10	BDL	18.2	ND@10	ND@1	ND@47	
		3/26/20	14.28	72.00	ND@1	ND@1	ND@1	ND@10	BDL	3.93	ND@10	ND@1	ND@47	
		6/23/20	14.15	72.13	ND@1	ND@1	ND@1	ND@10	BDL	5.64	ND@10	ND@1	ND@47	
		9/29/20	14.89	71.39	ND@1	ND@1	ND@1	ND@10	BDL	1.96	ND@10	ND@1	ND@47	
		12/7/20	14.31	71.97	ND@1	ND@1	ND@1	ND@10	BDL	5.73	ND@10	ND@1	ND@47	
		3/29/21	13.49	72.79	ND@1	ND@1	ND@1	ND@10	BDL	3.86	ND@10	ND@1	ND@47	
		6/3/21	14.12	72.16	ND@1	ND@1	ND@1	ND@10	BDL	1.80	ND@10	ND@1	ND@47	
		9/27/21	14.50	71.78	ND@1	ND@1	ND@1	ND@10	BDL	1.22	ND@10	ND@1	ND@47	
MDE Groundwater Cleanup Standards					5	1,000	700	10,000	-	20	-	-	47	

Table 1
Monitoring Well Water Table Elevation and Analytical Data
 7-Eleven Store No. 22281
 Fallston, Maryland

Well	Top of Casing	Date	Depth to Water	Corrected Elevation	Benzene	Toluene	Ethylbenzene	Total Xylenes	BTEX	MTBE	TBA	TAME	TPH-GRO	
MW-11 Installed-12/20/10 Well Depth: 35' Screen: 10'-35' 2" diameter	86.20	2/3/11	14.56	71.64	--	--	--	--	--	--	--	--	--	
		3/22/11	12.63	73.57	4	ND@1	ND@1	7	11	8800	9600	440	10000	
		4/26/11	12.01	74.19	2	ND@1	ND@1	3	5	5800	7200	300	7600	
		5/25/11	12.08	74.12	1	ND@1	ND@1	1	2	3900	3500	200	5200	
		6/29/11	12.96	73.24	ND@5	ND@5	ND@5	ND@15	BDL	4000	4300	170	4400	
		7/28/11	13.84	72.36	--	--	--	--	--	--	--	--	--	--
		8/2/11	14.30	71.90	--	--	--	--	--	--	--	--	--	--
		9/22/11	12.78	73.42	ND@20	ND@20	ND@20	ND@60	BDL	3300	2300	ND@200	1900	
		10/6/11	12.26	73.94	--	--	--	--	--	--	--	--	--	--
		11/3/11	12.57	73.63	--	--	--	--	--	--	--	--	--	--
		12/8/11	12.40	73.80	ND@1	ND@1	ND@1	ND@3	BDL	2200	2700	91	1500	
		3/1/12	13.31	72.89	ND@1	ND@1	ND@1	ND@3	BDL	1100	1300	51	1500	
		6/5/12	13.98	72.22	ND@1	ND@1	ND@1	ND@3	BDL	900	1100	30	950	
		8/23/12	14.77	71.43	--	--	--	--	--	--	--	--	--	--
		12/6/12	14.20	72.00	ND@1	ND@1	ND@1	ND@3	BDL	1400	2800	76	1500	
		3/11/12	13.59	72.61	--	--	--	--	--	--	--	--	--	--
		6/6/13	13.65	72.55	ND@1	ND@1	ND@1	ND@3	BDL	590	1700	25	690	
		9/12/13	13.49	72.71	ND@1	ND@1	ND@1	ND@3	BDL	450	1200	21	480	
		12/18/13	13.36	72.84	ND@1	ND@1	ND@1	ND@3	BDL	640	1700	26	560	
		3/19/14	12.83	73.37	ND@0.5	ND@0.7	ND@0.8	ND@1.6	BDL	330	1300	14	320	
		6/16/14	11.73	74.47	ND@0.5	ND@0.5	ND@0.5	ND@1	BDL	230	170	8	190	
		9/26/14	14.03	72.17	ND@0.5	ND@0.5	ND@0.5	ND@1	BDL	92	140	3	130	
		12/8/14	14.33	71.87	ND@0.5	ND@0.5	ND@0.5	ND@1	BDL	200	330	8	150	
		3/24/15	13.53	72.67	ND@1	ND@1	ND@1	ND@2	BDL	120	133	4.3	102	
		6/23/15	13.38	72.82	ND@1	ND@1	ND@1	ND@2	BDL	89.2	27.1	2.6	ND@100	
		9/22/15	14.25	71.95	ND@1	ND@1	ND@1	ND@2	BDL	9.39	ND@1	ND@1	ND@100	
		12/21/15	14.25	71.95	ND@1	ND@1	ND@1	ND@2	BDL	73.7	19.2	2.62	ND@100	
		3/9/16	12.27	73.93	ND@1	ND@1	ND@1	ND@2	BDL	61.9	ND@10	2.12	ND@100	
		6/8/16	13.54	72.66	ND@1	ND@1	ND@1	ND@2	BDL	4.45	ND@10	ND@1	ND@100	
		9/19/16	15.20	71.00	--	--	--	--	--	--	--	--	--	--
12/5/16	15.70	70.50	ND@1	ND@1	ND@1	ND@2	BDL	10.6	ND@10	ND@1	ND@100			
3/13/17	15.62	70.58	ND@1	ND@1	ND@1	ND@2	BDL	19	NA	NA	ND@100			
6/28/17	14.90	71.30	ND@1	ND@1	ND@1	ND@2	BDL	10.7	ND@10	ND@1	ND@100			
9/19/17	15.05	71.15	ND@1	ND@1	ND@1	ND@2	BDL	17.4	ND@10	ND@1	ND@100			
12/19/17	14.94	71.26	ND@1	ND@1	ND@1	ND@2	BDL	12.4	ND@10	ND@1	ND@100			
3/8/18	15.07	71.13	ND@1	ND@1	ND@1	ND@3	BDL	16.1	ND@10	ND@1	ND@100			
6/27/18	12.62	73.58	ND@1	ND@1	ND@1	ND@3	BDL	8.12	ND@10	ND@1	ND@100			
9/12/18	12.15	74.05	ND@1	ND@1	ND@1	ND@3	BDL	8.86	ND@10	ND@1	ND@100			
12/26/18	10.72	75.48	ND@1	ND@1	ND@1	ND@3	BDL	1.12	ND@10	ND@1	ND@100			
3/14/19	10.81	75.39	ND@1	ND@1	ND@1	ND@3	BDL	1.09	ND@10	ND@1	ND@100			
6/26/19	12.54	73.66	ND@1	ND@1	ND@1	ND@3	BDL	1.04	ND@10	ND@1	ND@20			
9/17/19	14.41	71.79	ND@1	ND@1	ND@1	ND@10	BDL	1.04	ND@10	ND@1	ND@47			
12/27/19	14.51	71.69	ND@1	ND@1	ND@1	ND@10	BDL	1.96	ND@10	ND@1	ND@47			
MDE Groundwater Cleanup Standards					5	1,000	700	10,000	-	20	-	-	47	

Table 1
Monitoring Well Water Table Elevation and Analytical Data
 7-Eleven Store No. 22281
 Fallston, Maryland

Well	Top of Casing	Date	Depth to Water	Corrected Elevation	Benzene	Toluene	Ethylbenzene	Total Xylenes	BTEX	MTBE	TBA	TAME	TPH-GRO	
MW-11 Continued		3/26/20	14.26	71.94	ND@1	ND@1	ND@1	ND@10	BDL	1.19	ND@10	ND@1	ND@47	
		6/23/20	14.05	72.15	ND@1	ND@1	ND@1	ND@10	BDL	4.29	ND@10*	ND@1	ND@47	
		9/29/20	14.81	71.39	ND@1	ND@1	ND@1	ND@10	BDL	ND@1	ND@10	ND@1	ND@47	
		12/7/20	14.24	71.96	ND@1	ND@1	ND@1	ND@10	BDL	1.38	ND@10	ND@1	ND@47	
		3/29/21	13.61	72.59	ND@1	ND@1	ND@1	ND@10	BDL	1.38	ND@10	ND@1	ND@47	
		6/3/21	14.05	72.15	ND@1	ND@1	ND@1	ND@10	BDL	ND@1	ND@10	ND@1	ND@47	
		9/27/21	14.42	71.78	ND@1	ND@1	ND@1	ND@10	BDL	ND@1	ND@10	ND@1	ND@47	
MW-12 Installed-12/21/10 Well Depth: 35' Screen: 10'-35' 2" diameter	87.39	2/3/11	15.76	71.63	--	--	--	--	--	--	--	--	--	
		3/22/11	13.68	73.71	ND@1	ND@1	ND@1	ND@3	BDL	420	84	13	340	
		4/26/11	13.18	74.21	ND@1	ND@1	ND@1	ND@3	BDL	530	94	18	700	
		5/25/11	13.23	74.16	ND@1	ND@1	ND@1	ND@3	BDL	520	390	17	660	
		6/29/11	14.16	73.23	ND@5	ND@5	ND@5	ND@15	BDL	540	110	ND@50	610	
		7/28/11	15.05	72.34	--	--	--	--	--	--	--	--	--	--
		8/2/11	15.48	71.91	--	--	--	--	--	--	--	--	--	--
		9/22/11	13.91	73.48	ND@5	ND@5	ND@5	ND@15	BDL	380	ND@100	ND@50	270	
		10/6/11	13.42	73.97	--	--	--	--	--	--	--	--	--	--
		11/3/11	13.71	73.68	--	--	--	--	--	--	--	--	--	--
		12/8/11	13.55	73.84	ND@1	ND@1	ND@1	ND@3	BDL	490	88	14	400	
		3/1/12	14.36	73.03	ND@1	ND@1	ND@1	ND@3	BDL	380	120	12	490	
		6/5/12	15.10	72.29	ND@1	ND@1	ND@1	ND@3	BDL	240	46	ND@10	300	
		8/23/12	15.98	71.41	--	--	--	--	--	--	--	--	--	--
		12/6/12	15.42	71.97	ND@1	ND@1	ND@1	ND@3	BDL	160	32	ND@10	170	
		3/11/12	14.77	72.62	--	--	--	--	--	--	--	--	--	--
		6/6/13	14.85	72.54	ND@1	ND@1	ND@1	ND@3	BDL	140	ND@20	ND@10	150	
		9/12/13	14.75	72.64	ND@1	ND@1	ND@1	ND@3	BDL	70	ND@20	ND@10	ND@100	
		12/18/13	14.40	72.99	ND@1	ND@1	ND@1	ND@3	BDL	13	ND@20	ND@10	ND@100	
		3/19/14	13.98	73.41	ND@0.5	ND@0.7	ND@0.8	ND@1.6	BDL	15	ND@10	ND@0.8	22	
6/16/14	12.91	74.48	ND@0.5	ND@0.5	ND@0.5	ND@1	BDL	15	ND@10	ND@0.5	ND@20			
9/26/14	15.27	72.12	ND@0.5	ND@0.5	ND@0.5	ND@1	BDL	7	ND@10	ND@0.5	ND@20			
12/8/14	15.45	71.94	ND@0.5	ND@0.5	ND@0.5	ND@1	BDL	10	ND@10	ND@0.5	ND@20			
MDE Groundwater Cleanup Standards					5	1,000	700	10,000	-	20	-	-	47	

Table 1
Monitoring Well Water Table Elevation and Analytical Data
 7-Eleven Store No. 22281
 Fallston, Maryland

Well	Top of Casing	Date	Depth to Water	Corrected Elevation	Benzene	Toluene	Ethylbenzene	Total Xylenes	BTEX	MTBE	TBA	TAME	TPH-GRO
MW-12 Continued		3/24/15	14.77	72.62	ND@1	ND@1	ND@1	ND@2	BDL	2.95	ND@10	ND@1	ND@100
		6/23/15	14.48	72.91	ND@1	ND@1	ND@1	ND@2	BDL	3.73	ND@10	ND@1	ND@100
		9/22/15	15.34	72.05	ND@1	ND@1	ND@1	ND@2	BDL	2.58	ND@10	ND@1	ND@100
		12/21/15	15.46	71.93	ND@1	ND@1	ND@1	ND@2	BDL	1.78	ND@10	ND@1	ND@100
		3/9/16	13.35	74.04	ND@1	ND@1	ND@1	ND@2	BDL	2.82	ND@10	ND@1	ND@100
		6/8/16	14.76	72.63	ND@1	ND@1	ND@1	ND@2	BDL	1.79	ND@10	ND@1	ND@100
		9/19/16	16.33	71.06	--	--	--	--	--	--	--	--	--
		12/5/16	16.92	70.47	ND@1	ND@1	ND@1	ND@2	BDL	1.29	ND@10	ND@1	ND@100
		3/13/17	16.84	70.55	ND@1	ND@1	ND@1	ND@3	BDL	1.49	NA	NA	ND@100
		6/28/17	15.98	71.41	ND@1	ND@1	ND@1	ND@3	BDL	1.42	ND@10	ND@1	ND@100
		9/19/17	16.11	71.28	ND@1	ND@1	ND@1	ND@3	BDL	1.51	ND@10	ND@1	ND@100
		12/19/17	16.94	70.45	ND@1	ND@1	ND@1	ND@3	BDL	2.13	ND@10	ND@1	ND@100
		3/8/18	16.11	71.28	ND@1	ND@1	ND@1	ND@3	BDL	2.01	ND@10	ND@1	ND@100
		6/27/18	13.74	73.65	ND@1	ND@1	ND@1	ND@3	BDL	2.58	ND@10	ND@1	ND@100
		9/12/18	13.02	74.37	ND@1	ND@1	ND@1	ND@3	BDL	3.06	ND@10	ND@1	ND@100
		12/26/18	11.83	75.56	ND@1	ND@1	ND@1	ND@3	BDL	2.04	ND@10	ND@1	ND@100
		3/14/19	11.90	75.49	ND@1	ND@1	ND@1	ND@3	BDL	1.49	ND@10	ND@1	ND@100
		6/26/19	13.69	73.70	ND@1	ND@1	ND@1	ND@3	BDL	1.16	ND@10	ND@1	ND@20
		9/17/19	15.58	71.81	ND@1	ND@1	ND@1	ND@10	BDL	1.08	ND@10	ND@1	ND@47
		12/27/19	15.64	71.75	ND@1	ND@1	ND@1	ND@10	BDL	ND@1	ND@10	ND@1	ND@47
		3/26/20	15.53	71.86	ND@1	ND@1	ND@1	ND@10	BDL	ND@1	ND@10	ND@1	ND@47
		6/23/20	15.27	72.12	ND@1	ND@1	ND@1	ND@10	BDL	1.33	ND@10*	ND@1	ND@47
		9/29/20	16.12	71.27	ND@1	ND@1	ND@1	ND@10	BDL	ND@1	ND@10	ND@1	ND@47
		12/7/20	15.40	71.99	ND@1	ND@1	ND@1	ND@10	BDL	ND@1	ND@10	ND@1	ND@47
		3/29/21	14.53	72.86	ND@1	ND@1	ND@1	ND@10	BDL	ND@1	ND@10	ND@1	ND@47
		6/3/21	15.21	72.18	ND@1	ND@1	ND@1	ND@10	BDL	ND@1	ND@10	ND@1	ND@47
	9/27/21	15.56	71.83	ND@1	ND@1	ND@1	ND@10	BDL	ND@1	ND@10	ND@1	ND@47	
MDE Groundwater Cleanup Standards					5	1,000	700	10,000	-	20	-	-	47

Table 1
Monitoring Well Water Table Elevation and Analytical Data
 7-Eleven Store No. 22281
 Fallston, Maryland

Well	Top of Casing	Date	Depth to Water	Corrected Elevation	Benzene	Toluene	Ethylbenzene	Total Xylenes	BTEX	MTBE	TBA	TAME	TPH-GRO	
MW-13 Installed-12/20/10 Well Depth: 35' Screen: 10'-35' 2" diameter	86.06	2/3/11	15.55	70.51	--	--	--	--	--	--	--	--	--	
		3/22/11	13.47	72.59	ND@1	ND@1	ND@1	ND@3	BDL	510	96	19	410	
		4/26/11	13.14	72.92	ND@1	ND@1	ND@1	ND@3	BDL	560	99	24	730	
		5/25/11	13.25	72.81	ND@1	ND@1	ND@1	ND@3	BDL	700	42	28	880	
		6/29/11	14.27	71.79	ND@5	ND@5	ND@5	ND@15	BDL	770	ND@100	ND@50	750	
		7/28/11	14.77	71.29	--	--	--	--	--	--	--	--	--	--
		8/2/11	15.25	70.81	--	--	--	--	--	--	--	--	--	--
		9/22/11	13.79	72.27	ND@5	ND@5	ND@5	ND@15	BDL	850	170	ND@50	530	
		10/6/11	13.32	72.74	--	--	--	--	--	--	--	--	--	--
		11/3/11	13.66	72.40	--	--	--	--	--	--	--	--	--	--
		12/8/11	13.44	72.62	ND@1	ND@1	ND@1	ND@3	BDL	1100	92	47	840	
		3/1/12	14.19	71.87	ND@1	ND@1	ND@1	ND@3	BDL	1600	210	82	2000	
		6/5/12	14.69	71.37	ND@1	ND@1	ND@1	ND@3	BDL	1200	130	53	1400	
		8/23/12	15.65	70.41	--	--	--	--	--	--	--	--	--	--
		12/6/12	15.13	70.93	ND@1	ND@1	ND@1	ND@3	BDL	770	450	40	900	
		3/11/12	14.42	71.64	--	--	--	--	--	--	--	--	--	--
		6/6/13	14.58	71.48	ND@1	ND@1	ND@1	ND@3	BDL	860	290	39	1000	
		9/12/13	14.72	71.34	ND@1	ND@1	ND@1	ND@3	BDL	880	280	41	840	
		12/18/13	14.15	71.91	ND@1	ND@1	ND@1	ND@3	BDL	570	180	21	450	
		3/19/14	13.72	72.34	ND@0.5	ND@0.7	ND@0.8	ND@1.6	BDL	790	180	36	860	
		6/16/14	12.92	73.14	ND@0.5	ND@0.5	ND@0.5	ND@1	BDL	500	130	21	400	
		9/26/14	15.22	70.84	ND@0.5	ND@0.5	ND@0.5	ND@1	BDL	430	140	20	540	
		12/8/14	15.09	70.97	ND@0.5	ND@0.5	ND@0.5	ND@1	BDL	260	60	11	310	
		3/24/15	14.40	71.66	ND@1	ND@1	ND@1	ND@2	BDL	355	82.5	15.3	320	
		6/23/15	14.15	71.91	ND@1	ND@1	ND@1	ND@2	BDL	327	71.1	11.5	ND@100	
		9/22/15	15.33	70.73	ND@1	ND@1	ND@1	ND@2	BDL	71.1	21.4	2.81	ND@100	
		12/21/15	15.27	70.79	ND@1	ND@1	ND@1	ND@2	BDL	241	47.8	12.9	211	
		3/9/16	13.34	72.72	ND@1	ND@1	ND@1	ND@2	BDL	160	36.1	7.2	198	
		6/8/16	14.73	71.33	ND@1	ND@1	ND@1	ND@2	BDL	135	31.3	4.59	129	
		9/19/16	16.23	69.83	--	--	--	--	--	--	--	--	--	--
		12/5/16	16.62	69.44	ND@1	ND@1	ND@1	ND@2	BDL	31.2	ND@10	1.37	ND@100	
		3/13/17	16.51	69.55	ND@1	ND@1	ND@1	ND@3	BDL	23.2	NA	NA	ND@100	
6/28/17	15.85	70.21	ND@1	ND@1	ND@1	ND@3	BDL	78.6	30.4	3.09	ND@100			
9/19/17	15.91	70.15	ND@1	ND@1	ND@1	ND@3	BDL	110	15.6	3.96	ND@100			
12/19/17	16.45	69.61	ND@1	ND@1	ND@1	ND@3	BDL	94	20.1	3.54	ND@100			
3/8/18	15.73	70.33	ND@1	ND@1	ND@1	ND@3	BDL	52.3	ND@10	2.16	ND@100			
6/27/18	13.80	72.26	ND@1	ND@1	ND@1	ND@3	BDL	24.9	ND@10	ND@1	ND@100			
9/12/18	13.22	72.84	ND@1	ND@1	ND@1	ND@3	BDL	16.1	ND@10	ND@1	ND@100			
12/26/18	12.00	74.06	ND@1	ND@1	ND@1	ND@3	BDL	ND@1	ND@10	ND@1	ND@100			
3/14/19	12.21	73.85	ND@1	ND@1	ND@1	ND@3	BDL	1.35	ND@10	ND@1	ND@100			
6/26/19	13.86	72.20	ND@1	ND@1	ND@1	ND@3	BDL	ND@1	ND@10	ND@1	ND@20			
9/17/19	15.60	70.46	ND@1	ND@1	ND@1	ND@10	BDL	ND@1	ND@10	ND@1	ND@47			
12/27/19	15.31	70.75	ND@1	ND@1	ND@1	ND@10	BDL	1.27	ND@10	ND@1	ND@47			
MDE Groundwater Cleanup Standards					5	1,000	700	10,000	-	20	-	-	47	

Table 1
Monitoring Well Water Table Elevation and Analytical Data
 7-Eleven Store No. 22281
 Fallston, Maryland

Well	Top of Casing	Date	Depth to Water	Corrected Elevation	Benzene	Toluene	Ethylbenzene	Total Xylenes	BTEX	MTBE	TBA	TAME	TPH-GRO	
MW-13 Continued		3/26/20	15.21	70.85	ND@1	ND@1	ND@1	ND@10	BDL	ND@1	ND@10	ND@1	ND@47	
		6/23/20	15.07	70.99	ND@1	ND@1	ND@1	ND@10	BDL	1.08	ND@10*	ND@1	ND@47	
		9/29/20	15.99	70.07	ND@1	ND@1	ND@1	ND@10	BDL	ND@1	ND@10	ND@1	ND@47	
		12/7/20	15.08	70.98	ND@1	ND@1	ND@1	ND@10	BDL	ND@1	ND@10	ND@1	ND@47	
		3/29/21	14.55	71.51	ND@1	ND@1	ND@1	ND@10	BDL	ND@1	ND@10	ND@1	ND@47	
		6/3/21	15.04	71.02	ND@1	ND@1	ND@1	ND@10	BDL	ND@1	ND@10	ND@1	ND@47 H	
		9/27/21	15.40	70.66	ND@1	ND@1	ND@1	ND@10	BDL	ND@1	ND@10	ND@1	ND@47	
HW-1 Installed- 10/89 Well Depth: 20' Screen: 3'-20' 4" diameter * destroyed during 10/08 excavation activities	92.69	3/16/06	19.31	73.38	100	880	ND@5	1,690	2,670	3700	1800	ND@130	41000	
		6/30/06	17.88	74.81	8	E 380	170	E 790	1,348	62	56	ND@25	2700	
		7/13/06	17.57	75.12	--	--	--	--	--	--	--	--	--	--
		8/11/06	18.49	74.20	--	--	--	--	--	--	--	--	--	--
		9/12/06	19.20	73.49	--	--	--	--	--	--	--	--	--	--
		10/23/06	19.31	73.38	--	--	--	--	--	--	--	--	--	--
		11/21/06	18.27	74.42	--	--	--	--	--	--	--	--	--	--
		12/7/06	18.22	74.47	--	--	--	--	--	--	--	--	--	--
		1/29/07	18.30	74.39	--	--	--	--	--	--	--	--	--	--
		2/20/07	18.31	74.38	--	--	--	--	--	--	--	--	--	--
		3/28/07	18.71	73.98	--	--	--	--	--	--	--	--	--	--
		4/12/07	18.51	74.18	--	--	--	--	--	--	--	--	--	--
		5/14/07	18.32	74.37	--	--	--	--	--	--	--	--	--	--
		6/22/07	18.82	73.87	--	--	--	--	--	--	--	--	--	--
		7/30/07	18.79	73.90	--	--	--	--	--	--	--	--	--	--
		8/23/07	19.56	73.13	--	--	--	--	--	--	--	--	--	--
		9/25/07	Dry	Dry	--	--	--	--	--	--	--	--	--	--
		10/15/07	19.56	73.13	--	--	--	--	--	--	--	--	--	--
		11/26/07	Dry	Dry	--	--	--	--	--	--	--	--	--	--
		12/14/07	Dry	Dry	--	--	--	--	--	--	--	--	--	--
		1/29/08	19.85	72.84	--	--	--	--	--	--	--	--	--	--
		2/18/08	19.62	73.07	--	--	--	--	--	--	--	--	--	--
		3/14/08	19.62	73.07	--	--	--	--	--	--	--	--	--	--
		4/15/08	19.53	73.16	--	--	--	--	--	--	--	--	--	--
		5/20/08	19.32	73.37	--	--	--	--	--	--	--	--	--	--
		6/18/08	19.53	73.16	--	--	--	--	--	--	--	--	--	--
7/22/08	19.76	72.93	--	--	--	--	--	--	--	--	--	--		
8/20/08	19.82	72.87	--	--	--	--	--	--	--	--	--	--		
9/3/08	19.84	72.85	--	--	--	--	--	--	--	--	--	--		
10/30/08													Destroyed	
MDE Groundwater Cleanup Standards					5	1,000	700	10,000	-	20	-	-	47	

Table 1
Monitoring Well Water Table Elevation and Analytical Data
 7-Eleven Store No. 22281
 Fallston, Maryland

Well	Top of Casing	Date	Depth to Water	Corrected Elevation	Benzene	Toluene	Ethylbenzene	Total Xylenes	BTEX	MTBE	TBA	TAME	TPH-GRO
HW-2 Installed- 10/89 Well Depth: 19.5' Screen: 3'-19.5' 4" diameter	102	3/16/06	Dry	Dry	--	--	--	--	--	--	--	--	--
		6/30/06	19.49	82.51	--	--	--	--	--	--	--	--	--
		7/13/06	Dry	Dry	--	--	--	--	--	--	--	--	--
		8/11/06	Dry	Dry	--	--	--	--	--	--	--	--	--
		9/12/06	Dry	Dry	--	--	--	--	--	--	--	--	--
		10/23/06	Dry	Dry	--	--	--	--	--	--	--	--	--
		11/21/06	Dry	Dry	--	--	--	--	--	--	--	--	--
		12/7/06	Dry	Dry	--	--	--	--	--	--	--	--	--
		1/29/07	Dry	Dry	--	--	--	--	--	--	--	--	--
		2/20/07	Dry	Dry	--	--	--	--	--	--	--	--	--
		3/28/07	19.32	82.68	--	--	--	--	--	--	--	--	--
		4/12/07	Dry	Dry	--	--	--	--	--	--	--	--	--
		5/14/07	Dry	Dry	--	--	--	--	--	--	--	--	--
		6/22/07	Dry	Dry	--	--	--	--	--	--	--	--	--
		7/30/07	Dry	Dry	--	--	--	--	--	--	--	--	--
		8/23/07	Dry	Dry	--	--	--	--	--	--	--	--	--
		9/25/07	Dry	Dry	--	--	--	--	--	--	--	--	--
		10/15/07	Dry	Dry	--	--	--	--	--	--	--	--	--
		11/26/07	Dry	Dry	--	--	--	--	--	--	--	--	--
		12/14/07	Dry	Dry	--	--	--	--	--	--	--	--	--
		1/29/08	Dry	Dry	--	--	--	--	--	--	--	--	--
		2/18/08	Dry	Dry	--	--	--	--	--	--	--	--	--
		3/14/08	Dry	Dry	--	--	--	--	--	--	--	--	--
		4/15/08	Dry	Dry	--	--	--	--	--	--	--	--	--
		5/20/08	Dry	Dry	--	--	--	--	--	--	--	--	--
		6/18/08	Dry	Dry	--	--	--	--	--	--	--	--	--
		7/22/08	Dry	Dry	--	--	--	--	--	--	--	--	--
		8/20/08	Dry	Dry	--	--	--	--	--	--	--	--	--
		9/3/08	Dry	Dry	--	--	--	--	--	--	--	--	--
		10/30/08 *	NG	--	--	--	--	--	--	--	--	--	--
11/10/08	Dry	Dry	--	--	--	--	--	--	--	--	--		
11/24/08 *	NG	NG	--	--	--	--	--	--	--	--	--		
12/12/08 *	NG	NG	--	--	--	--	--	--	--	--	--		
12/22/08	Dry	Dry	--	--	--	--	--	--	--	--	--		
3/24/09	Dry	Dry	--	--	--	--	--	--	--	--	--		
4/30/09 *	Dry	Dry	--	--	--	--	--	--	--	--	--		
6/8/09	Dry	Dry	--	--	--	--	--	--	--	--	--		
7/7/09	Dry	Dry	--	--	--	--	--	--	--	--	--		
8/31/09	Dry	Dry	--	--	--	--	--	--	--	--	--		
9/27/09	Dry	Dry	--	--	--	--	--	--	--	--	--		
10/29/09	Dry	Dry	--	--	--	--	--	--	--	--	--		
11/5/09	Dry	Dry	--	--	--	--	--	--	--	--	--		
12/23/09	Dry	Dry	--	--	--	--	--	--	--	--	--		
MDE Groundwater Cleanup Standards					5	1,000	700	10,000	-	20	-	-	47

Table 1
Monitoring Well Water Table Elevation and Analytical Data
 7-Eleven Store No. 22281
 Fallston, Maryland

Well	Top of Casing	Date	Depth to Water	Corrected Elevation	Benzene	Toluene	Ethylbenzene	Total Xylenes	BTEX	MTBE	TBA	TAME	TPH-GRO
HW-2 Continued		1/12/2010 *	Dry	Dry	--	--	--	--	--	--	--	--	--
		2/18/2010 *	NG	--	--	--	--	--	--	--	--	--	--
		3/10/10	Dry	Dry	--	--	--	--	--	--	--	--	--
		4/8/2010*	Dry	Dry	--	--	--	--	--	--	--	--	--
		5/21/2010*	Dry	Dry	--	--	--	--	--	--	--	--	--
		6/7/10	NG	--	--	--	--	--	--	--	--	--	--
		7/13/10	NG	--	--	--	--	--	--	--	--	--	--
		7/31/2010 *	NG	--	--	--	--	--	--	--	--	--	--
		8/16/2010*	NG	--	--	--	--	--	--	--	--	--	--
		9/20/10	Dry	Dry	--	--	--	--	--	--	--	--	--
		10/26/2010*	NG	--	--	--	--	--	--	--	--	--	--
		11/23/10	NG	--	--	--	--	--	--	--	--	--	--
		12/20/10	NG	--	--	--	--	--	--	--	--	--	--
		2/3/11	NG	--	--	--	--	--	--	--	--	--	--
		3/22/11	NG	--	--	--	--	--	--	--	--	--	--
		4/26/11	Dry	Dry	--	--	--	--	--	--	--	--	--
		5/25/11	Dry	Dry	--	--	--	--	--	--	--	--	--
		6/29/11	Dry	Dry	--	--	--	--	--	--	--	--	--
		7/28/11	Dry	Dry	--	--	--	--	--	--	--	--	--
		8/2/11	Dry	Dry	--	--	--	--	--	--	--	--	--
		9/22/11	Dry	Dry	--	--	--	--	--	--	--	--	--
		10/6/11	Dry	Dry	--	--	--	--	--	--	--	--	--
		11/3/11	Dry	Dry	--	--	--	--	--	--	--	--	--
		12/8/11	Dry	Dry	--	--	--	--	--	--	--	--	--
		3/1/12	Dry	Dry	--	--	--	--	--	--	--	--	--
		6/5/12	Dry	Dry	--	--	--	--	--	--	--	--	--
		8/23/12	Dry	Dry	--	--	--	--	--	--	--	--	--
		12/6/12	Dry	Dry	--	--	--	--	--	--	--	--	--
		3/11/13	Dry	Dry	--	--	--	--	--	--	--	--	--
		6/6/13	Dry	Dry	--	--	--	--	--	--	--	--	--
9/12/13	Dry	Dry	--	--	--	--	--	--	--	--	--		
12/18/13	Dry	Dry	--	--	--	--	--	--	--	--	--		
3/19/14	Dry	Dry	--	--	--	--	--	--	--	--	--		
6/16/14	Dry	Dry	--	--	--	--	--	--	--	--	--		
Abandoned on June 30, 2014													
MDE Groundwater Cleanup Standards					5	1,000	700	10,000	-	20	-	-	47

Table 1
Monitoring Well Water Table Elevation and Analytical Data
 7-Eleven Store No. 22281
 Fallston, Maryland

Well	Top of Casing	Date	Depth to Water	Corrected Elevation	Benzene	Toluene	Ethylbenzene	Total Xylenes	BTEX	MTBE	TBA	TAME	TPH-GRO	
HW-3 Installed- 10/89 Well Depth: 19.5' Screen: 3'-19.5' 4" diameter	85.01	1/29/07	12.40	72.61	--	--	--	--	--	--	--	--	--	
		2/20/07	12.57	72.44	--	--	--	--	--	--	--	--	--	--
		3/28/07	NG	NG	NG	NS	NS	NS	NS	NS	NS	NS	NS	NS
		4/12/07	12.22	72.79	--	--	--	--	--	--	--	--	--	--
		5/14/07	12.11	72.90	--	--	--	--	--	--	--	--	--	--
		6/22/07	12.97	72.04	4	ND@1	ND@1	3	7	5800	440	380	900	
		7/30/07	12.61	72.40	--	--	--	--	--	--	--	--	--	--
		8/23/07	13.05	71.96	--	--	--	--	--	--	--	--	--	--
		9/25/07	14.30	70.71	6	ND@1	ND@1	4	10	E 7,200	E 730	E 660	1600	
		10/15/07	14.33	70.68	--	--	--	--	--	--	--	--	--	--
		11/26/07	14.19	70.82	--	--	--	--	--	--	--	--	--	--
		12/14/07	13.65	71.36	4	ND@1	ND@1	2	6	E 6,300	E 470	E600	1100	
		1/29/08	13.54	71.47	--	--	--	--	--	--	--	--	--	--
		2/18/08	13.90	71.11	--	--	--	--	--	--	--	--	--	--
		3/14/08	12.97	72.04	ND@50	ND@50	ND@50	ND@350	BDL	7100	ND@500	ND@500	9000	
		4/15/08	12.61	72.40	--	--	--	--	--	--	--	--	--	--
		5/20/08	12.41	72.60	--	--	--	--	--	--	--	--	--	--
		6/18/08	12.92	72.09	ND@50	ND@50	ND@50	ND@350	BDL	7700	ND@1000	ND@500	1500	
		7/22/08	13.31	71.70	--	--	--	--	--	--	--	--	--	--
		8/20/08	13.96	71.05	--	--	--	--	--	--	--	--	--	--
		9/3/08	14.16	70.85	5	ND@1	ND@1	3	8	6500	E 750	E 750	3100	
		10/30/08 *	14.18	70.83	--	--	--	--	--	--	--	--	--	--
		11/10/08	14.16	70.85	--	--	--	--	--	--	--	--	--	--
		11/24/08 *	14.12	70.89	--	--	--	--	--	--	--	--	--	--
		12/12/08 *	NG	NG	--	--	--	--	--	--	--	--	--	--
		12/22/08	13.59	71.42	--	--	--	--	--	--	--	--	--	--
		1/19/09*	13.59	71.42	--	--	--	--	--	--	--	--	--	--
		2/16/09*	13.90	71.11	--	--	--	--	--	--	--	--	--	--
		3/24/09	14.12	70.89	2	ND@1	ND@1	1	3	9000	790	660	1500	
		4/30/09 *	13.28	71.73	--	--	--	--	--	--	--	--	--	--
		6/8/09	12.94	72.07	2	ND@1	ND@1	ND@3	2	7000	490	600	2500	
		7/7/09	13.02	71.99	--	--	--	--	--	--	--	--	--	--
		8/31/09	13.65	71.36	--	--	--	--	--	--	--	--	--	--
9/27/09	13.28	71.73	1	ND@1	ND@1	ND@3	1	6600	380	510	10000			
10/29/09	12.81	72.20	--	--	--	--	--	--	--	--	--	--		
11/5/09	12.54	72.47	--	--	--	--	--	--	--	--	--	--		
12/23/09	12.03	72.98	ND@1	ND@1	ND@1	ND@3	BDL	3800	230	310	4700			
1/12/2010 *	NG	NG	--	--	--	--	--	--	--	--	--	--		
2/18/2010 *	NG	NG	--	--	--	--	--	--	--	--	--	--		
3/10/10	11.03	73.98	ND@1	ND@1	ND@1	ND@3	BDL	3400	880	240	4300			
4/8/2010*	10.75	74.26	--	--	--	--	--	--	--	--	--	--		
5/21/2010*	11.82	73.19	--	--	--	--	--	--	--	--	--	--		
6/7/10	12.22	72.79	ND@1	ND@1	ND@1	ND@3	BDL	1400	370	110	1400			
MDE Groundwater Cleanup Standards					5	1,000	700	10,000	-	20	-	-	47	

Table 1
Monitoring Well Water Table Elevation and Analytical Data
 7-Eleven Store No. 22281
 Fallston, Maryland

Well	Top of Casing	Date	Depth to Water	Corrected Elevation	Benzene	Toluene	Ethylbenzene	Total Xylenes	BTEX	MTBE	TBA	TAME	TPH-GRO	
HW-3 Continued		7/13/10	13.01	72.00	--	--	--	--	--	--	--	--	--	
		7/31/2010 *	13.24	71.77	--	--	--	--	--	--	--	--	--	
		8/16/2010*	13.55	71.46	--	--	--	--	--	--	--	--	--	
		9/20/10	14.04	70.97	ND@1	ND@1	ND@1	ND@3	BDL	490	54	34	590	
		10/26/2010*	13.23	71.78	--	--	--	--	--	--	--	--	--	
		11/23/2010*	13.56	71.45	--	--	--	--	--	--	--	--	--	
		12/20/10	13.60	71.41	ND@1	ND@1	ND@1	ND@3	BDL	6500	1200	440	7400	
		2/3/11	NG	--	--	--	--	--	--	--	--	--	--	
		3/22/11	NG	--	--	ND@1	ND@1	ND@1	ND@3	BDL	4500	1400	290	4200
		4/26/11	11.59	73.42	--	--	--	--	--	--	--	--	--	
		5/25/11	11.68	73.33	--	--	--	--	--	--	--	--	--	
		6/29/11	12.63	72.38	ND@5	ND@5	ND@5	ND@15	BDL	5600	1000	330	7300	
		7/28/11	13.35	71.66	--	--	--	--	--	--	--	--	--	
		8/2/11	13.65	71.36	--	--	--	--	--	--	--	--	--	
		9/22/11	12.26	72.75	ND@20	ND@20	ND@20	ND@60	BDL	3200	940	ND@200	2700	
		10/6/11	11.78	73.23	--	--	--	--	--	--	--	--	--	
		11/3/11	12.14	72.87	--	--	--	--	--	--	--	--	--	
		12/8/11	12.00	73.01	ND@1	ND@1	ND@1	ND@3	BDL	3100	1100	170	2800	
		3/1/12	NG	--	--	--	--	--	--	--	--	--	--	
		6/5/12	13.31	71.70	ND@1	ND@1	ND@1	ND@3	BDL	3600	1200	210	3900	
		8/23/12	14.09	70.92	--	--	--	--	--	--	--	--	--	
		12/6/12	13.54	71.47	ND@1	ND@1	ND@1	ND@3	BDL	940	460	49	960	
		3/11/13	12.93	72.08	ND@1	ND@1	ND@1	ND@3	BDL	500	190	24	510	
		6/6/13	13.12	71.89	ND@1	ND@1	ND@1	ND@3	BDL	1100	450	52	1200	
		9/12/13	13.16	71.85	ND@1	ND@1	ND@1	ND@3	BDL	1000	950	38	810	
		12/18/13	12.57	72.44	ND@1	ND@1	ND@1	ND@3	BDL	620	480	21	440	
		3/19/14	12.32	72.69	ND@0.5	ND@0.7	ND@0.8	ND@1.6	BDL	490	570	21	570	
	6/16/14	11.53	73.48	ND@0.5	ND@0.5	ND@0.5	ND@1	BDL	280	470	11	220		
	9/26/14	13.60	71.41	ND@0.5	ND@0.5	ND@0.5	ND@1	BDL	450	650	17	530		
	12/8/14	13.43	71.58	ND@0.5	ND@0.5	ND@0.5	ND@1	BDL	460	650	21	440		
	3/24/15	12.90	72.11	ND@1	ND@1	ND@1	ND@2	BDL	239	369	9.75	212		
	6/23/15	12.81	72.20	ND@1	ND@1	ND@1	ND@2	BDL	222	307	8.17	ND@100		
	9/22/15	13.70	71.31	ND@1	ND@1	ND@1	ND@2	BDL	403	698	16.2	466		
	12/21/15	13.68	71.33	ND@1	ND@1	ND@1	ND@2	BDL	144	167	5.14	117		
	3/9/16	11.98	73.03	ND@1	ND@1	ND@1	ND@2	BDL	89.7	91.8	3.76	107		
	6/8/16	13.22	71.79	ND@1	ND@1	ND@1	ND@2	BDL	93.4	80.3	3.25	104		
	9/19/16	14.52	70.49	--	--	--	--	--	--	--	--	--		
	12/5/16	14.93	70.08	ND@1	ND@1	ND@1	ND@2	BDL	134	50.9	5.83	158		
MDE Groundwater Cleanup Standards					5	1,000	700	10,000	-	20	-	-	47	

Table 1
Monitoring Well Water Table Elevation and Analytical Data
 7-Eleven Store No. 22281
 Fallston, Maryland

Well	Top of Casing	Date	Depth to Water	Corrected Elevation	Benzene	Toluene	Ethylbenzene	Total Xylenes	BTEX	MTBE	TBA	TAME	TPH-GRO
HW-3 Continued		3/13/17	14.82	70.19	ND@1	ND@1	ND@1	ND@3	BDL	105	NA	NA	138
		6/28/17	14.22	70.79	ND@1	ND@1	ND@1	ND@3	BDL	86.9	30.8	2.99	ND@100
		9/19/17	14.15	70.86	ND@1	ND@1	ND@1	ND@3	BDL	67.6	ND@10	2.16	ND@100
		12/19/17	15.00	70.01	ND@1	ND@1	ND@1	ND@3	BDL	104	ND@10	3.34	ND@100
		3/8/18	14.12	70.89	ND@1	ND@1	ND@1	ND@3	BDL	61.3	ND@10	2.14	ND@100
		6/27/18	12.41	72.60	ND@1	ND@1	ND@1	ND@3	BDL	39	ND@10	1.26	ND@100
		9/12/18	11.99	73.02	ND@1	ND@1	ND@1	ND@3	BDL	26.2	ND@10	1.26	ND@100
		12/26/18	10.88	74.13	ND@1	ND@1	ND@1	ND@3	BDL	6.25	ND@10	ND@1	ND@100
		3/14/19	10.86	74.15	ND@1	ND@1	ND@1	ND@3	BDL	13.9	ND@10	ND@1	ND@100
		6/26/19	12.38	72.63	ND@1	ND@1	ND@1	ND@3	BDL	18.4	ND@10	ND@1	25.8
		9/17/19	14.01	71.00	ND@1	ND@1	ND@1	ND@10	BDL	15.9	ND@10	ND@1	ND@47
		12/27/19	13.77	71.24	ND@1	ND@1	ND@1	ND@10	BDL	10.9	ND@10	ND@1	ND@47
		3/26/20	13.69	71.32	ND@1	ND@1	ND@1	ND@10	BDL	4.99	ND@10	ND@1	ND@47
		6/23/20	13.64	71.37	ND@1	ND@1	ND@1	ND@10	BDL	6.03	ND@10*	ND@1	ND@47 H
		9/29/20	14.33	70.68	ND@1	ND@1	ND@1	ND@10	BDL	6.4	ND@10	ND@1	NA
		12/7/20	13.62	71.39	ND@1	ND@1	ND@1	ND@10	BDL	4	ND@10	ND@1	ND@47
		3/29/21	13.01	72.00	ND@1	ND@1	ND@1	ND@10	BDL	2.85	ND@10	ND@1	ND@47
	6/3/21	13.60	71.41	ND@1	2.10	ND@1	ND@10	2.10	5.13	ND@10	ND@1	ND@47 H	
	9/27/21	13.84	71.17	ND@1	ND@1	ND@1	ND@10	BDL	5.21	ND@10	ND@1	ND@47	
MDE Groundwater Cleanup Standards					5	1,000	700	10,000	-	20	-	-	47

Table 1
Monitoring Well Water Table Elevation and Analytical Data
7-Eleven Store No. 22281
Fallston, Maryland

Well	Top of Casing	Date	Depth to Water	Corrected Elevation	Benzene	Toluene	Ethylbenzene	Total Xylenes	BTEX	MTBE	TBA	TAME	TPH-GRO
TF-1	NA	11/5/09	DRY	NA	--	--	--	--	--	--	--	--	--
		12/23/09	DRY	NA	--	--	--	--	--	--	--	--	--
		1/12/10	DRY	NA	--	--	--	--	--	--	--	--	--
		2/18/10	DRY	NA	--	--	--	--	--	--	--	--	--
		3/10/10	DRY	NA	--	--	--	--	--	--	--	--	--
		4/8/10	DRY	NA	--	--	--	--	--	--	--	--	--
		5/21/10	DRY	NA	--	--	--	--	--	--	--	--	--
		6/7/10	DRY	NA	--	--	--	--	--	--	--	--	--
		9/20/10	DRY	NA	--	--	--	--	--	--	--	--	--
		12/20/10	DRY	NA	--	--	--	--	--	--	--	--	--
		2/3/11	DRY	NA	--	--	--	--	--	--	--	--	--
		3/22/11	DRY	NA	--	--	--	--	--	--	--	--	--
		6/29/11	NG	NA	--	--	--	--	--	--	--	--	--
		2/3/11	DRY	NA	--	--	--	--	--	--	--	--	--
		3/22/11	DRY	NA	--	--	--	--	--	--	--	--	--
		6/29/11	NG	NA	--	--	--	--	--	--	--	--	--
		9/22/11	DRY	NA	--	--	--	--	--	--	--	--	--
		12/8/11	NG	NA	--	--	--	--	--	--	--	--	--
		3/1/12	NG	NA	--	--	--	--	--	--	--	--	--
		8/23/12	NG	NA	--	--	--	--	--	--	--	--	--
		12/6/12	NG	NA	--	--	--	--	--	--	--	--	--
		3/11/13	DRY	DRY	--	--	--	--	--	--	--	--	--
		6/6/13	DRY	DRY	--	--	--	--	--	--	--	--	--
		9/12/13	DRY	DRY	--	--	--	--	--	--	--	--	--
		12/18/13	DRY	DRY	--	--	--	--	--	--	--	--	--
		3/19/14	DRY	DRY	--	--	--	--	--	--	--	--	--
		6/16/14	DRY	DRY	--	--	--	--	--	--	--	--	--
		9/26/14	DRY	DRY	--	--	--	--	--	--	--	--	--
		12/8/14	DRY	DRY	--	--	--	--	--	--	--	--	--
		3/24/15	DRY	DRY	--	--	--	--	--	--	--	--	--
6/23/15	DRY	DRY	--	--	--	--	--	--	--	--	--		
9/22/15	DRY	DRY	--	--	--	--	--	--	--	--	--		
12/21/15	DRY	DRY	--	--	--	--	--	--	--	--	--		
3/9/16	DRY	DRY	--	--	--	--	--	--	--	--	--		
3/8/16	LOCKED	-	--	--	--	--	--	--	--	--	--		
9/19/16	LOCKED	-	--	--	--	--	--	--	--	--	--		
12/5/16	LOCKED	-	--	--	--	--	--	--	--	--	--		
3/13/17	LOCKED	-	--	--	--	--	--	--	--	--	--		
6/28/17	LOCKED	-	--	--	--	--	--	--	--	--	--		
9/19/17	DRY	DRY	--	--	--	--	--	--	--	--	--		
12/19/17	DRY	DRY	--	--	--	--	--	--	--	--	--		
3/8/18	DRY	DRY	--	--	--	--	--	--	--	--	--		
6/27/18	DRY	DRY	--	--	--	--	--	--	--	--	--		
MDE Groundwater Cleanup Standards					5	1,000	700	10,000	-	20	-	-	47

Table 1
Monitoring Well Water Table Elevation and Analytical Data
 7-Eleven Store No. 22281
 Fallston, Maryland

Well	Top of Casing	Date	Depth to Water	Corrected Elevation	Benzene	Toluene	Ethylbenzene	Total Xylenes	BTEX	MTBE	TBA	TAME	TPH-GRO
TF-1 Continued		9/12/18	DRY	DRY	--	--	--	--	--	--	--	--	--
		12/26/18	DRY	DRY	--	--	--	--	--	--	--	--	--
		3/14/19	DRY	DRY	--	--	--	--	--	--	--	--	--
		6/26/19	DRY	DRY	--	--	--	--	--	--	--	--	--
		9/17/19	DRY	DRY	--	--	--	--	--	--	--	--	--
		12/27/19	DRY	DRY	--	--	--	--	--	--	--	--	--
		3/26/20	DRY	DRY	--	--	--	--	--	--	--	--	--
		6/23/20	DRY	DRY	--	--	--	--	--	--	--	--	--
		9/29/20	DRY	DRY	--	--	--	--	--	--	--	--	--
		12/7/20	DRY	DRY	--	--	--	--	--	--	--	--	--
		3/29/21	DRY	DRY	--	--	--	--	--	--	--	--	--
		6/3/21	DRY	DRY	--	--	--	--	--	--	--	--	--
		9/27/21	DRY	DRY	--	--	--	--	--	--	--	--	--
MDE Groundwater Cleanup Standards					5	1,000	700	10,000	-	20	-	-	47

Table 1
Monitoring Well Water Table Elevation and Analytical Data
 7-Eleven Store No. 22281
 Fallston, Maryland

Well	Top of Casing	Date	Depth to Water	Corrected Elevation	Benzene	Toluene	Ethylbenzene	Total Xylenes	BTEX	MTBE	TBA	TAME	TPH-GRO
TF-2	NA	11/5/09	DRY	NA	--	--	--	--	--	--	--	--	--
		12/23/09	DRY	NA	--	--	--	--	--	--	--	--	--
		1/12/10	DRY	NA	--	--	--	--	--	--	--	--	--
		2/18/10	DRY	NA	--	--	--	--	--	--	--	--	--
		3/10/10	DRY	NA	--	--	--	--	--	--	--	--	--
		4/8/10	DRY	NA	--	--	--	--	--	--	--	--	--
		5/21/10	DRY	NA	--	--	--	--	--	--	--	--	--
		6/7/10	DRY	NA	--	--	--	--	--	--	--	--	--
		9/20/10	DRY	NA	--	--	--	--	--	--	--	--	--
		12/20/10	DRY	NA	--	--	--	--	--	--	--	--	--
		2/3/11	NG	NA	--	--	--	--	--	--	--	--	--
		3/22/11	NG	NA	--	--	--	--	--	--	--	--	--
		6/29/11	NG	NA	--	--	--	--	--	--	--	--	--
		9/22/11	NG	NA	--	--	--	--	--	--	--	--	--
		12/8/11	NG	NA	--	--	--	--	--	--	--	--	--
		3/1/12	NG	NA	--	--	--	--	--	--	--	--	--
		6/5/12	NG	NA	--	--	--	--	--	--	--	--	--
		8/23/12	NG	NA	--	--	--	--	--	--	--	--	--
		12/6/12	NG	NA	--	--	--	--	--	--	--	--	--
		3/11/13	DRY	DRY	--	--	--	--	--	--	--	--	--
		6/6/13	DRY	DRY	--	--	--	--	--	--	--	--	--
		9/12/13	DRY	DRY	--	--	--	--	--	--	--	--	--
		12/18/13	DRY	DRY	--	--	--	--	--	--	--	--	--
		3/19/14	DRY	DRY	--	--	--	--	--	--	--	--	--
		6/16/14	DRY	DRY	--	--	--	--	--	--	--	--	--
		9/26/14	DRY	DRY	--	--	--	--	--	--	--	--	--
		12/8/14	DRY	DRY	--	--	--	--	--	--	--	--	--
		3/24/15	DRY	DRY	--	--	--	--	--	--	--	--	--
		6/23/15	DRY	DRY	--	--	--	--	--	--	--	--	--
		9/22/15	DRY	DRY	--	--	--	--	--	--	--	--	--
12/21/15	14.01	-	--	--	--	--	--	--	--	--	--		
3/9/16	DRY	DRY	--	--	--	--	--	--	--	--	--		
6/8/16	DRY	DRY	--	--	--	--	--	--	--	--	--		
9/19/16	DRY	DRY	--	--	--	--	--	--	--	--	--		
12/5/16	DRY	DRY	--	--	--	--	--	--	--	--	--		
3/13/17	DRY	DRY	--	--	--	--	--	--	--	--	--		
6/28/17	14.35	-	--	--	--	--	--	--	--	--	--		
9/19/17	DRY	DRY	--	--	--	--	--	--	--	--	--		
12/19/17	DRY	DRY	--	--	--	--	--	--	--	--	--		
3/8/18	13.04	-	--	--	--	--	--	--	--	--	--		
6/27/18	13.29	-	--	--	--	--	--	--	--	--	--		
9/12/18	14.23	-	--	--	--	--	--	--	--	--	--		
12/26/18	14.30	-	--	--	--	--	--	--	--	--	--		
MDE Groundwater Cleanup Standards					5	1,000	700	10,000	-	20	-	-	47

Table 1
Monitoring Well Water Table Elevation and Analytical Data
 7-Eleven Store No. 22281
 Fallston, Maryland

Well	Top of Casing	Date	Depth to Water	Corrected Elevation	Benzene	Toluene	Ethylbenzene	Total Xylenes	BTEX	MTBE	TBA	TAME	TPH-GRO
TF-2 Continued		3/14/19	14.12	-	--	--	--	--	--	--	--	--	--
		6/26/19	14.21	-	--	--	--	--	--	--	--	--	--
		9/17/19	14.30	-	--	--	--	--	--	--	--	--	--
		12/27/19	14.37	-	--	--	--	--	--	--	--	--	--
		3/26/20	14.25	-	--	--	--	--	--	--	--	--	--
		6/23/20	14.38	-	--	--	--	--	--	--	--	--	--
		9/29/20	14.39	-	--	--	--	--	--	--	--	--	--
		12/7/20	14.41	-	--	--	--	--	--	--	--	--	--
		3/29/21	14.30	-	--	--	--	--	--	--	--	--	--
		6/3/21	14.36	-	--	--	--	--	--	--	--	--	--
9/27/21	DRY	DRY	--	--	--	--	--	--	--	--	--	--	
MDE Groundwater Cleanup Standards					5	1,000	700	10,000	-	20	-	-	47

Table 1
Monitoring Well Water Table Elevation and Analytical Data
 7-Eleven Store No. 22281
 Fallston, Maryland

Well	Top of Casing	Date	Depth to Water	Corrected Elevation	Benzene	Toluene	Ethylbenzene	Total Xylenes	BTEX	MTBE	TBA	TAME	TPH-GRO
TF-3	NA	11/5/09	DRY	NA	--	--	--	--	--	--	--	--	--
		12/23/09	DRY	NA	--	--	--	--	--	--	--	--	--
		1/12/10	DRY	NA	--	--	--	--	--	--	--	--	--
		2/18/10	DRY	NA	--	--	--	--	--	--	--	--	--
		3/10/10	DRY	NA	--	--	--	--	--	--	--	--	--
		4/8/10	DRY	NA	--	--	--	--	--	--	--	--	--
		5/21/10	DRY	NA	--	--	--	--	--	--	--	--	--
		6/7/10	DRY	NA	--	--	--	--	--	--	--	--	--
		9/20/10	DRY	NA	--	--	--	--	--	--	--	--	--
		12/20/10	DRY	NA	--	--	--	--	--	--	--	--	--
		2/3/11	DRY	NA	--	--	--	--	--	--	--	--	--
		3/22/11	DRY	NA	--	--	--	--	--	--	--	--	--
		6/29/11	NG	NA	--	--	--	--	--	--	--	--	--
		9/22/11	DRY	NA	--	--	--	--	--	--	--	--	--
		12/8/11	NG	NA	--	--	--	--	--	--	--	--	--
		3/1/12	NG	NA	--	--	--	--	--	--	--	--	--
		6/5/12	NG	NA	--	--	--	--	--	--	--	--	--
		8/23/12	NG	NA	--	--	--	--	--	--	--	--	--
		12/6/12	NG	NA	--	--	--	--	--	--	--	--	--
		3/11/13	DRY	DRY	--	--	--	--	--	--	--	--	--
		6/6/13	DRY	DRY	--	--	--	--	--	--	--	--	--
		9/12/13	DRY	DRY	--	--	--	--	--	--	--	--	--
		12/18/13	DRY	DRY	--	--	--	--	--	--	--	--	--
		3/19/14	DRY	DRY	--	--	--	--	--	--	--	--	--
		6/16/14	DRY	DRY	--	--	--	--	--	--	--	--	--
		9/26/14	DRY	DRY	--	--	--	--	--	--	--	--	--
		12/8/14	DRY	DRY	--	--	--	--	--	--	--	--	--
		3/24/15	DRY	DRY	--	--	--	--	--	--	--	--	--
		6/23/15	DRY	DRY	--	--	--	--	--	--	--	--	--
		9/22/15	DRY	DRY	--	--	--	--	--	--	--	--	--
12/21/15	DRY	DRY	--	--	--	--	--	--	--	--	--		
3/9/16	DRY	DRY	--	--	--	--	--	--	--	--	--		
6/8/16	LOCKED	-	--	--	--	--	--	--	--	--	--		
9/19/16	DRY	DRY	--	--	--	--	--	--	--	--	--		
12/5/16	DRY	DRY	--	--	--	--	--	--	--	--	--		
3/13/17	DRY	DRY	--	--	--	--	--	--	--	--	--		
6/28/17	14.65	-	--	--	--	--	--	--	--	--	--		
9/19/17	DRY	DRY	--	--	--	--	--	--	--	--	--		
12/19/17	DRY	DRY	--	--	--	--	--	--	--	--	--		
3/8/18	13.01	-	--	--	--	--	--	--	--	--	--		
6/27/18	14.72	-	--	--	--	--	--	--	--	--	--		
9/12/18	14.09	-	--	--	--	--	--	--	--	--	--		
12/26/18	14.41	-	--	--	--	--	--	--	--	--	--		
MDE Groundwater Cleanup Standards					5	1,000	700	10,000	-	20	-	-	47

Table 1
Monitoring Well Water Table Elevation and Analytical Data
 7-Eleven Store No. 22281
 Fallston, Maryland

Well	Top of Casing	Date	Depth to Water	Corrected Elevation	Benzene	Toluene	Ethylbenzene	Total Xylenes	BTEX	MTBE	TBA	TAME	TPH-GRO
TF-3 Continued		3/14/19	14.47	-	--	--	--	--	--	--	--	--	--
		6/26/19	14.45	-	--	--	--	--	--	--	--	--	--
		9/17/19	14.44	-	--	--	--	--	--	--	--	--	--
		12/27/19	14.48	-	--	--	--	--	--	--	--	--	--
		3/26/20	14.46	-	--	--	--	--	--	--	--	--	--
		6/23/20	14.48	-	--	--	--	--	--	--	--	--	--
		9/29/20	14.47	-	--	--	--	--	--	--	--	--	--
		12/7/20	14.48	-	--	--	--	--	--	--	--	--	--
		3/29/21	14.11	-	--	--	--	--	--	--	--	--	--
		6/3/21	14.21	-	--	--	--	--	--	--	--	--	--
9/27/21	14.30	-	--	--	--	--	--	--	--	--	--		
MDE Groundwater Cleanup Standards					5	1,000	700	10,000	-	20	-	-	47

Table 1
Monitoring Well Water Table Elevation and Analytical Data
 7-Eleven Store No. 22281
 Fallston, Maryland

Well	Top of Casing	Date	Depth to Water	Corrected Elevation	Benzene	Toluene	Ethylbenzene	Total Xylenes	BTEX	MTBE	TBA	TAME	TPH-GRO
TF-4	NA	11/5/09	DRY	NA	--	--	--	--	--	--	--	--	--
		12/23/09	DRY	NA	--	--	--	--	--	--	--	--	--
		1/12/10	DRY	NA	--	--	--	--	--	--	--	--	--
		2/18/10	DRY	NA	--	--	--	--	--	--	--	--	--
		3/10/10	DRY	NA	--	--	--	--	--	--	--	--	--
		4/8/10	DRY	NA	--	--	--	--	--	--	--	--	--
		5/21/10	DRY	NA	--	--	--	--	--	--	--	--	--
		6/7/10	DRY	NA	--	--	--	--	--	--	--	--	--
		9/20/10	DRY	NA	--	--	--	--	--	--	--	--	--
		12/20/10	DRY	NA	--	--	--	--	--	--	--	--	--
		2/3/11	NG	NA	--	--	--	--	--	--	--	--	--
		3/22/11	NG	NA	--	--	--	--	--	--	--	--	--
		6/29/11	NG	NA	--	--	--	--	--	--	--	--	--
		9/22/11	NG	NA	--	--	--	--	--	--	--	--	--
		12/8/11	NG	NA	--	--	--	--	--	--	--	--	--
		3/1/12	NG	NA	--	--	--	--	--	--	--	--	--
		6/5/12	NG	NA	--	--	--	--	--	--	--	--	--
		8/23/12	NG	NA	--	--	--	--	--	--	--	--	--
		12/6/12	NG	NA	--	--	--	--	--	--	--	--	--
		3/11/13	DRY	DRY	--	--	--	--	--	--	--	--	--
		6/6/13	DRY	DRY	--	--	--	--	--	--	--	--	--
		9/12/13	DRY	DRY	--	--	--	--	--	--	--	--	--
		12/18/13	DRY	DRY	--	--	--	--	--	--	--	--	--
		3/19/14	DRY	DRY	--	--	--	--	--	--	--	--	--
		6/16/14	DRY	DRY	--	--	--	--	--	--	--	--	--
		9/26/14	DRY	DRY	--	--	--	--	--	--	--	--	--
		12/8/14	DRY	DRY	--	--	--	--	--	--	--	--	--
		3/24/15	DRY	DRY	--	--	--	--	--	--	--	--	--
		6/23/15	DRY	DRY	--	--	--	--	--	--	--	--	--
		9/22/15	DRY	DRY	--	--	--	--	--	--	--	--	--
12/21/15	DRY	DRY	--	--	--	--	--	--	--	--	--		
3/9/16	DRY	DRY	--	--	--	--	--	--	--	--	--		
6/8/16	LOCKED	-	--	--	--	--	--	--	--	--	--		
9/19/16	LOCKED	-	--	--	--	--	--	--	--	--	--		
12/5/16	DRY	DRY	--	--	--	--	--	--	--	--	--		
3/13/17	DRY	DRY	--	--	--	--	--	--	--	--	--		
6/28/17	DRY	DRY	--	--	--	--	--	--	--	--	--		
9/19/17	DRY	DRY	--	--	--	--	--	--	--	--	--		
12/19/17	DRY	DRY	--	--	--	--	--	--	--	--	--		
3/8/18	DRY	DRY	--	--	--	--	--	--	--	--	--		
6/27/18	14.87	-	--	--	--	--	--	--	--	--	--		
9/12/18	DRY	DRY	--	--	--	--	--	--	--	--	--		
12/26/18	DRY	DRY	--	--	--	--	--	--	--	--	--		
MDE Groundwater Cleanup Standards					5	1,000	700	10,000	-	20	-	-	47

Table 2
Monitoring Well Groundwater Analytical Data
 7-Eleven Store No. 22281
 Fallston, Maryland

Well	Date	Benzene	Toluene	Ethylbenzene	Total Xylenes	BTEX	MTBE	TBA	TAME	TPH-GRO
		µg/L								
MW-1A Installed- 7/6/05 Well Depth: 32' Screen: 10.5'-32' 4" diameter	7/26/05	ND@1	ND@1	ND@1	ND@3	BDL	ND@1	ND@25	ND@25	ND@100
	11/22/05	ND@1	ND@1	ND@1	ND@3	BDL	ND@1	ND@25	ND@25	--
	3/16/06	ND@1	ND@1	ND@1	ND@3	BDL	ND@1	ND@25	ND@25	ND@100
	4/25/06	--	--	--	--	--	--	--	--	--
	5/12/06	--	--	--	--	--	--	--	--	--
	6/30/06	ND@1	ND@1	ND@1	ND@3	BDL	ND@1	ND@25	ND@25	ND@100
	7/13/06	--	--	--	--	--	--	--	--	--
	8/11/06	--	--	--	--	--	--	--	--	--
	9/12/06	ND@1	ND@1	ND@1	ND@3	BDL	ND@1	ND@25	ND@25	ND@100
	10/23/06	--	--	--	--	--	--	--	--	--
	11/21/06	--	--	--	--	--	--	--	--	--
	12/7/06	ND@1	ND@1	ND@1	ND@3	BDL	1	ND@10	ND@10	ND@100
	1/29/07	--	--	--	--	--	--	--	--	--
	2/20/07	--	--	--	--	--	--	--	--	--
	3/28/07	ND@1	ND@1	ND@1	ND@3	BDL	2	ND@10	ND@10	ND@100
	4/12/07	--	--	--	--	--	--	--	--	--
	5/14/07	--	--	--	--	--	--	--	--	--
	6/22/07	ND@1	ND@1	ND@1	ND@3	BDL	1	ND@10	ND@10	ND@100
	7/30/07	--	--	--	--	--	--	--	--	--
	8/23/07	--	--	--	--	--	--	--	--	--
	9/25/07	ND@1	ND@1	ND@1	ND@3	BDL	2	ND@10	ND@10	ND@100
	10/15/07	--	--	--	--	--	--	--	--	--
	11/26/07	--	--	--	--	--	--	--	--	--
	12/14/07	ND@1	ND@1	ND@1	ND@3	BDL	ND@1	ND@10	ND@10	ND@100
	1/29/08	--	--	--	--	--	--	--	--	--
	2/18/08	--	--	--	--	--	--	--	--	--
	3/14/08	ND@1	ND@1	ND@1	ND@3	BDL	2	ND@10	ND@10	ND@100
	4/15/08	--	--	--	--	--	--	--	--	--
	5/20/08	--	--	--	--	--	--	--	--	--
	6/18/08	ND@1	ND@1	ND@1	ND@3	BDL	3	ND@20	ND@10	ND@100
	7/22/08	--	--	--	--	--	--	--	--	--
	8/20/08	--	--	--	--	--	--	--	--	--
	9/3/08	ND@1	ND@1	ND@1	ND@3	BDL	1	ND@20	ND@10	ND@100
	10/30/08 *	--	--	--	--	--	--	--	--	--
	11/10/08	--	--	--	--	--	--	--	--	--
	11/24/08 *	--	--	--	--	--	--	--	--	--
	12/12/08 *	--	--	--	--	--	--	--	--	--
	12/22/08	--	--	--	--	--	--	--	--	--
	3/24/09	ND@1	ND@1	ND@1	ND@3	BDL	1	ND@20	ND@10	ND@100
	4/30/09 *	--	--	--	--	--	--	--	--	--
	6/8/09	ND@1	ND@1	ND@1	ND@3	BDL	ND@1	ND@20	ND@10	ND@100
	7/7/09	--	--	--	--	--	--	--	--	--
	8/31/09	--	--	--	--	--	--	--	--	--
	9/27/09	ND@1	ND@1	ND@1	ND@3	BDL	2	ND@20	ND@10	ND@100
	10/29/09	--	--	--	--	--	--	--	--	--
	11/5/09	--	--	--	--	--	--	--	--	--
	12/23/09	ND@1	ND@1	ND@1	ND@3	BDL	1	ND@20	ND@10	ND@100
	1/12/2010 *	--	--	--	--	--	--	--	--	--
	2/18/2010 *	--	--	--	--	--	--	--	--	--
	3/10/10	ND@1	ND@1	ND@1	ND@3	BDL	1	ND@20	ND@10	ND@100
4/8/2010*	--	--	--	--	--	--	--	--	--	
5/21/2010*	--	--	--	--	--	--	--	--	--	
6/7/10	ND@1	ND@1	ND@1	ND@3	BDL	ND@1	ND@20	ND@10	ND@100	
7/13/10	--	--	--	--	--	--	--	--	--	
7/31/2010 *	--	--	--	--	--	--	--	--	--	
8/16/2010*	--	--	--	--	--	--	--	--	--	
9/20/10	ND@1	ND@1	ND@1	ND@3	BDL	ND@1	ND@20	ND@10	ND@100	
10/26/2010*	--	--	--	--	--	--	--	--	--	
11/23/2010*	--	--	--	--	--	--	--	--	--	
12/20/10	ND@1	ND@1	ND@1	ND@3	BDL	1	ND@20	ND@10	ND@100	
2/3/11	--	--	--	--	--	--	--	--	--	
3/22/11	ND@1	ND@1	ND@1	ND@3	BDL	1	ND@20	ND@10	ND@100	
4/26/11	--	--	--	--	--	--	--	--	--	
5/25/11	--	--	--	--	--	--	--	--	--	
6/29/11	ND@1	ND@1	ND@1	ND@3	BDL	ND@1	ND@20	ND@10	ND@100	
7/28/11	--	--	--	--	--	--	--	--	--	
8/2/11	--	--	--	--	--	--	--	--	--	
9/22/11	ND@1	ND@1	ND@1	ND@3	BDL	ND@1	ND@20	ND@10	ND@100	
10/6/11	--	--	--	--	--	--	--	--	--	
11/3/11	--	--	--	--	--	--	--	--	--	
12/8/11	ND@1	ND@1	ND@1	ND@3	BDL	ND@1	ND@20	ND@10	ND@100	
3/1/12	ND@1	ND@1	ND@1	ND@3	BDL	ND@1	ND@20	ND@10	ND@100	
6/5/12	ND@1	ND@1	ND@1	ND@3	BDL	ND@1	ND@20	ND@10	ND@100	
8/23/12	--	--	--	--	--	--	--	--	--	
12/6/12	ND@1	ND@1	ND@1	ND@3	BDL	ND@1	ND@20	ND@10	ND@100	
3/1/13	ND@1	ND@1	ND@1	ND@3	BDL	ND@1	ND@20	ND@10	ND@100	
6/6/13	ND@1	ND@1	ND@1	ND@3	BDL	ND@1	ND@20	ND@10	ND@100	
9/12/13	ND@1	ND@1	ND@1	ND@3	BDL	ND@1	ND@20	ND@10	ND@100	
12/18/13	ND@1	ND@1	ND@1	ND@3	BDL	ND@1	ND@20	ND@10	ND@100	
3/19/14	ND@0.5	ND@0.7	ND@0.8	ND@1.6	BDL	0	ND@10	ND@0.8	0	
6/16/14	ND@0.5	ND@0.5	ND@0.5	ND@1	BDL	0	ND@5	ND@0.5	0	
9/26/14	ND@0.5	ND@0.5	ND@0.5	ND@1	BDL	0	ND@5	ND@0.5	0	
12/8/14	ND@0.5	ND@0.5	ND@0.5	ND@1	BDL	0	ND@5	ND@0.5	0	
3/24/15	ND@1	ND@1	ND@1	ND@2	BDL	ND@1	ND@10	ND@1	ND@100	
6/23/15	--	--	--	--	--	--	--	--	--	
9/22/15	--	--	--	--	--	--	--	--	--	
MDE Groundwater Cleanup Standards		5	1,000	700	10,000	-	20	-	-	47

Table 2
Monitoring Well Groundwater Analytical Data
 7-Eleven Store No. 22281
 Fallston, Maryland

Well	Date	Benzene	Toluene	Ethylbenzene	Total Xylenes	BTEX	MTBE	TBA	TAME	TPH-GRO
		MW-1B	ND@1	ND@1	ND@1	ND@3	BDL	1	ND@20	ND@10
Continued	9/27/09	--	--	--	--	--	--	--	--	--
	10/29/09	--	--	--	--	--	--	--	--	--
	11/5/09	--	--	--	--	--	--	--	--	--
	12/23/09	ND@1	ND@1	ND@1	ND@3	BDL	ND@1	ND@20	ND@10	ND@100
	1/12/2010 *	--	--	--	--	--	--	--	--	--
	2/18/2010 *	--	--	--	--	--	--	--	--	--
	3/10/10	ND@1	ND@1	ND@1	ND@3	BDL	1	ND@20	ND@10	ND@100
	4/8/2010*	--	--	--	--	--	--	--	--	--
	5/21/2010*	--	--	--	--	--	--	--	--	--
	6/7/10	ND@1	ND@1	ND@1	ND@3	BDL	ND@1	ND@20	ND@10	ND@100
	7/13/10	--	--	--	--	--	--	--	--	--
	7/31/2010 *	--	--	--	--	--	--	--	--	--
	8/16/2010*	--	--	--	--	--	--	--	--	--
	9/20/10	ND@1	ND@1	ND@1	ND@3	BDL	ND@1	ND@20	ND@10	ND@100
	10/26/2010*	--	--	--	--	--	--	--	--	--
	11/23/2010*	--	--	--	--	--	--	--	--	--
	12/20/10	ND@1	ND@1	ND@1	ND@3	BDL	1	ND@20	ND@10	ND@100
	2/3/11	--	--	--	--	--	--	--	--	--
	3/22/11	ND@1	ND@1	ND@1	ND@3	BDL	1	ND@20	ND@10	ND@100
	4/26/11	--	--	--	--	--	--	--	--	--
	5/25/11	--	--	--	--	--	--	--	--	--
	6/29/11	ND@1	ND@1	ND@1	ND@3	BDL	ND@1	ND@20	ND@10	ND@100
	7/28/11	--	--	--	--	--	--	--	--	--
	8/2/11	--	--	--	--	--	--	--	--	--
	9/22/11	ND@1	ND@1	ND@1	ND@3	BDL	ND@1	ND@20	ND@10	ND@100
	10/6/11	--	--	--	--	--	--	--	--	--
	11/3/11	--	--	--	--	--	--	--	--	--
	12/8/11	ND@1	ND@1	ND@1	ND@3	BDL	ND@1	ND@20	ND@10	ND@100
	3/1/12	ND@1	ND@1	ND@1	ND@3	BDL	ND@1	ND@20	ND@10	ND@100
	6/5/12	ND@1	ND@1	ND@1	ND@3	BDL	ND@1	ND@20	ND@10	ND@100
	8/23/12	--	--	--	--	--	--	--	--	--
	12/6/12	ND@1	ND@1	ND@1	ND@3	BDL	ND@1	ND@20	ND@10	ND@100
	3/11/12	--	--	--	--	--	--	--	--	--
	6/6/13	ND@1	ND@1	ND@1	ND@3	BDL	ND@1	ND@20	ND@10	ND@100
	9/12/13	ND@1	ND@1	ND@1	ND@3	BDL	ND@1	ND@20	ND@10	ND@100
	12/18/13	ND@1	ND@1	ND@1	ND@3	BDL	ND@1	ND@20	ND@10	ND@100
	3/19/14	ND@0.5	ND@0.7	ND@0.8	ND@1.6	BDL	ND@0.5	ND@10	ND@0.8	ND@20
	6/16/14	--	--	--	--	--	--	--	--	--
Abandoned on June 30, 2014										
MDE Groundwater Cleanup Standards		5	1,000	700	10,000	-	20	-	-	47

Table 2
Monitoring Well Groundwater Analytical Data
 7-Eleven Store No. 22281
 Fallston, Maryland

Well	Date	Benzene	Toluene	Ethylbenzene	Total Xylenes	BTEX	MTBE	TBA	TAME	TPH-GRO
MW-2 Installed- 7/6/05 Well Depth: 31' Screen: 10.5'-31' 4" diameter	7/26/05	ND@1	ND@1	ND@1	ND@3	BDL	3	ND@25	ND@25	ND@100
	11/22/05	ND@1	ND@1	ND@1	ND@3	BDL	37	ND@25	ND@25	--
	3/16/06	ND@1	ND@1	ND@1	ND@3	BDL	49	28	ND@25	ND@100
	4/25/06	--	--	--	--	--	--	--	--	--
	5/12/06	--	--	--	--	--	--	--	--	--
	6/30/06	ND@1	ND@1	ND@1	ND@3	BDL	52	ND@25	ND@25	ND@100
	7/13/06	--	--	--	--	--	--	--	--	--
	8/11/06	--	--	--	--	--	--	--	--	--
	9/12/06	ND@1	ND@1	ND@1	ND@3	BDL	31	ND@25	ND@25	ND@100
	10/23/06	--	--	--	--	--	--	--	--	--
	11/21/06	--	--	--	--	--	--	--	--	--
	12/7/06	ND@1	ND@1	ND@1	ND@3	BDL	27	ND@10	ND@10	ND@100
	1/29/07	--	--	--	--	--	--	--	--	--
	2/20/07	--	--	--	--	--	--	--	--	--
	3/28/07	ND@1	ND@1	ND@1	ND@3	BDL	12	ND@10	ND@10	ND@100
	4/12/07	--	--	--	--	--	--	--	--	--
	5/14/07	--	--	--	--	--	--	--	--	--
	6/22/07	ND@1	ND@1	ND@1	ND@3	BDL	9	ND@10	ND@10	ND@100
	7/30/07	--	--	--	--	--	--	--	--	--
	8/23/07	--	--	--	--	--	--	--	--	--
	9/25/07	ND@1	ND@1	ND@1	ND@3	BDL	5	ND@10	ND@10	ND@100
	10/15/07	--	--	--	--	--	--	--	--	--
	11/26/07	--	--	--	--	--	--	--	--	--
	12/14/07	ND@1	ND@1	ND@1	ND@3	BDL	ND@1	ND@10	ND@10	ND@100
	1/29/08	--	--	--	--	--	--	--	--	--
	2/18/08	--	--	--	--	--	--	--	--	--
	3/14/08	ND@1	ND@1	ND@1	ND@3	BDL	5	ND@10	ND@10	ND@100
	4/15/08	--	--	--	--	--	--	--	--	--
	5/20/08	--	--	--	--	--	--	--	--	--
	6/18/08	ND@1	ND@1	ND@1	ND@3	BDL	5	ND@20	ND@10	ND@100
	7/22/08	--	--	--	--	--	--	--	--	--
	8/20/08	--	--	--	--	--	--	--	--	--
	9/3/08	ND@1	ND@1	ND@1	ND@3	BDL	4	ND@20	ND@10	ND@100
	10/30/08*	--	--	--	--	--	--	--	--	--
	11/10/08	--	--	--	--	--	--	--	--	--
	11/24/08*	--	--	--	--	--	--	--	--	--
	12/12/08*	--	--	--	--	--	--	--	--	--
	12/22/08	--	--	--	--	--	--	--	--	--
	3/24/09	ND@1	ND@1	ND@1	ND@3	BDL	3	ND@20	ND@10	ND@100
	4/30/09*	--	--	--	--	--	--	--	--	--
	6/8/09	ND@1	ND@1	ND@1	ND@3	BDL	3	ND@20	ND@10	ND@100
	7/7/09	--	--	--	--	--	--	--	--	--
	8/31/09	--	--	--	--	--	--	--	--	--
	9/27/09	ND@1	ND@1	ND@1	ND@3	BDL	3	ND@20	ND@10	ND@100
	10/29/09	--	--	--	--	--	--	--	--	--
	11/5/09	--	--	--	--	--	--	--	--	--
	12/23/09	--	--	--	--	--	--	--	--	--
	1/12/2010*	--	--	--	--	--	--	--	--	--
	2/18/2010*	--	--	--	--	--	--	--	--	--
	3/10/10	ND@1	ND@1	ND@1	ND@3	BDL	2	ND@20	ND@10	ND@100
	4/8/2010*	--	--	--	--	--	--	--	--	--
	5/21/2010*	--	--	--	--	--	--	--	--	--
	6/7/10	ND@1	ND@1	ND@1	ND@3	BDL	2	ND@20	ND@10	ND@100
	7/13/10	--	--	--	--	--	--	--	--	--
	7/31/2010*	--	--	--	--	--	--	--	--	--
	8/16/2010*	--	--	--	--	--	--	--	--	--
	9/20/10	ND@1	ND@1	ND@1	ND@3	BDL	2	ND@20	ND@10	ND@100
	10/26/2010*	--	--	--	--	--	--	--	--	--
	11/23/2010*	--	--	--	--	--	--	--	--	--
	12/20/10	ND@1	ND@1	ND@1	ND@3	BDL	2	ND@20	ND@10	ND@100
	2/3/11	--	--	--	--	--	--	--	--	--
	3/22/11	ND@1	ND@1	ND@1	ND@3	BDL	2	ND@20	ND@10	ND@100
	4/26/11	--	--	--	--	--	--	--	--	--
	5/25/11	--	--	--	--	--	--	--	--	--
	6/29/11	ND@1	ND@1	ND@1	ND@3	BDL	2	ND@20	ND@10	ND@100
	7/28/11	--	--	--	--	--	--	--	--	--
	8/2/11	--	--	--	--	--	--	--	--	--
	9/22/11	ND@1	ND@1	ND@1	ND@3	BDL	ND@1	ND@20	ND@10	ND@100
	10/6/11	--	--	--	--	--	--	--	--	--
	11/3/11	--	--	--	--	--	--	--	--	--
12/8/11	ND@1	ND@1	ND@1	ND@3	BDL	1.2	ND@20	ND@10	ND@100	
3/1/12	ND@1	ND@1	ND@1	ND@3	BDL	ND@1	ND@20	ND@10	ND@100	
6/5/12	ND@1	ND@1	ND@1	ND@3	BDL	ND@1	ND@20	ND@10	ND@100	
8/23/12	--	--	--	--	--	--	--	--	--	
12/6/12	ND@1	ND@1	ND@1	ND@3	BDL	ND@1	ND@20	ND@10	ND@100	
3/11/12	--	--	--	--	--	--	--	--	--	
6/6/13	ND@1	ND@1	ND@1	ND@3	BDL	ND@1	ND@20	ND@10	ND@100	
9/12/13	ND@1	ND@1	ND@1	ND@3	BDL	ND@1	ND@20	ND@10	ND@100	
12/18/13	ND@1	ND@1	ND@1	ND@3	BDL	ND@1	ND@20	ND@10	ND@100	
3/19/14	ND@0.5	ND@0.7	ND@0.8	ND@1.6	BDL	ND@0.5	ND@10	ND@0.8	ND@20	
6/16/14	--	--	--	--	--	--	--	--	--	
Abandoned on June 30, 2014										
MDE Groundwater Cleanup Standards		5	1,000	700	10,000	-	20	-	-	47

Table 2
Monitoring Well Groundwater Analytical Data
 7-Eleven Store No. 22281
 Fallston, Maryland

Well	Date	Benzene	Toluene	Ethylbenzene	Total Xylenes	BTEX	MTBE	TBA	TAME	TPH-GRO
MW-3A Installed- 7/6/05 Well Depth: 30' Screen: 10.5'-30' 4" diameter	7/26/05	ND@1	ND@1	ND@1	ND@3	BDL	2400	1700	110	2700
	11/22/05	ND@1	ND@1	ND@1	ND@3	BDL	260	120	ND@25	--
	3/16/06	ND@1	ND@1	ND@1	ND@3	BDL	37	ND@25	ND@25	ND@100
	4/25/06	--	--	--	--	--	--	--	--	--
	5/12/06	--	--	--	--	--	--	--	--	--
	6/30/06	ND@1	ND@1	ND@1	ND@3	BDL	3	ND@25	ND@25	ND@100
	7/13/06	--	--	--	--	--	--	--	--	--
	8/11/06	--	--	--	--	--	--	--	--	--
	9/12/06	ND@1	ND@1	ND@1	ND@3	BDL	ND@1	ND@25	ND@25	ND@100
	10/23/06	--	--	--	--	--	--	--	--	--
	11/21/06	--	--	--	--	--	--	--	--	--
	12/7/06	ND@1	ND@1	ND@1	ND@3	BDL	2	ND@10	ND@10	ND@100
	1/29/07	--	--	--	--	--	--	--	--	--
	2/20/07	--	--	--	--	--	--	--	--	--
	3/28/07	ND@1	ND@1	ND@1	ND@3	BDL	ND@1	ND@10	ND@10	ND@100
	4/12/07	--	--	--	--	--	--	--	--	--
	5/14/07	--	--	--	--	--	--	--	--	--
	6/22/07	ND@1	ND@1	ND@1	ND@3	BDL	ND@1	ND@10	ND@10	ND@100
	7/30/07	--	--	--	--	--	--	--	--	--
	8/23/07	--	--	--	--	--	--	--	--	--
	9/25/07	ND@1	ND@1	ND@1	ND@3	BDL	ND@1	ND@10	ND@10	ND@100
	10/15/07	--	--	--	--	--	--	--	--	--
	11/26/07	--	--	--	--	--	--	--	--	--
	12/14/07	ND@1	ND@1	ND@1	ND@3	BDL	ND@1	ND@10	ND@10	ND@100
	1/29/08	--	--	--	--	--	--	--	--	--
	2/18/08	--	--	--	--	--	--	--	--	--
	3/14/08	ND@1	ND@1	ND@1	ND@3	BDL	ND@1	ND@10	ND@10	ND@100
	4/15/08	--	--	--	--	--	--	--	--	--
	5/20/08	--	--	--	--	--	--	--	--	--
	6/18/08	ND@1	ND@1	ND@1	ND@3	BDL	ND@1	ND@20	ND@10	ND@100
	7/22/08	--	--	--	--	--	--	--	--	--
	8/20/08	--	--	--	--	--	--	--	--	--
	9/3/08	ND@1	ND@1	ND@1	ND@3	BDL	ND@1	ND@20	ND@10	ND@100
	10/30/08 *	--	--	--	--	--	--	--	--	--
	11/10/08	--	--	--	--	--	--	--	--	--
	11/24/08 *	--	--	--	--	--	--	--	--	--
	12/12/08 *	--	--	--	--	--	--	--	--	--
	12/22/08	--	--	--	--	--	--	--	--	--
	3/24/09	ND@1	ND@1	ND@1	ND@3	BDL	ND@1	ND@20	ND@10	ND@100
	4/30/09 *	--	--	--	--	--	--	--	--	--
	6/8/09	ND@1	ND@1	ND@1	ND@3	BDL	ND@1	ND@20	ND@10	ND@100
	7/7/09	--	--	--	--	--	--	--	--	--
	8/31/09	--	--	--	--	--	--	--	--	--
	9/27/09	ND@1	ND@1	ND@1	ND@3	BDL	ND@1	ND@20	ND@10	ND@100
	10/29/09	--	--	--	--	--	--	--	--	--
	11/5/09	--	--	--	--	--	--	--	--	--
	12/23/09	ND@1	ND@1	ND@1	ND@3	BDL	ND@1	ND@20	ND@10	ND@100
	1/12/2010 *	--	--	--	--	--	--	--	--	--
	2/18/2010 *	--	--	--	--	--	--	--	--	--
	3/10/10	ND@1	ND@1	ND@1	ND@3	BDL	ND@1	ND@20	ND@10	ND@100
	4/8/2010*	--	--	--	--	--	--	--	--	--
	5/21/2010*	--	--	--	--	--	--	--	--	--
	6/7/10	ND@1	ND@1	ND@1	ND@3	BDL	ND@1	ND@20	ND@10	ND@100
	7/13/10	--	--	--	--	--	--	--	--	--
	7/31/2010 *	--	--	--	--	--	--	--	--	--
	8/16/2010*	--	--	--	--	--	--	--	--	--
	9/20/10	ND@1	ND@1	ND@1	ND@3	BDL	ND@1	ND@20	ND@10	ND@100
	10/26/2010*	--	--	--	--	--	--	--	--	--
	11/23/2010*	--	--	--	--	--	--	--	--	--
	12/20/10	ND@1	ND@1	ND@1	ND@3	BDL	ND@1	ND@20	ND@10	ND@100
	2/3/11	--	--	--	--	--	--	--	--	--
	3/22/11	ND@1	ND@1	ND@1	ND@3	BDL	ND@1	ND@20	ND@10	ND@100
	4/26/11	--	--	--	--	--	--	--	--	--
	5/25/11	--	--	--	--	--	--	--	--	--
	6/29/11	ND@1	ND@1	ND@1	ND@3	BDL	ND@1	ND@20	ND@10	ND@100
	7/28/11	--	--	--	--	--	--	--	--	--
	8/2/11	--	--	--	--	--	--	--	--	--
	9/22/11	ND@1	ND@1	ND@1	ND@3	BDL	ND@1	ND@20	ND@10	ND@100
	10/6/11	--	--	--	--	--	--	--	--	--
	11/3/11	--	--	--	--	--	--	--	--	--
12/8/11	ND@1	ND@1	ND@1	ND@3	BDL	ND@1	ND@20	ND@10	ND@100	
3/1/12	ND@1	ND@1	ND@1	ND@3	BDL	ND@1	ND@20	ND@10	ND@100	
6/5/12	ND@1	ND@1	ND@1	ND@3	BDL	ND@1	ND@20	ND@10	ND@100	
8/23/12	--	--	--	--	--	--	--	--	--	
12/6/12	ND@1	ND@1	ND@1	ND@3	BDL	ND@1	ND@20	ND@10	ND@100	
3/11/12	--	--	--	--	--	--	--	--	--	
6/6/13	ND@1	ND@1	ND@1	ND@3	BDL	ND@1	ND@20	ND@10	ND@100	
9/12/13	ND@1	ND@1	ND@1	ND@3	BDL	ND@1	ND@20	ND@10	ND@100	
12/18/13	ND@1	ND@1	ND@1	ND@3	BDL	ND@1	ND@20	ND@10	ND@100	
3/19/14	ND@0.5	ND@0.7	ND@0.8	ND@1.6	BDL	ND@0.5	ND@10	ND@0.8	ND@20	
6/16/14	--	--	--	--	--	--	--	--	--	
Abandoned on June 30, 2014										
MDE Groundwater Cleanup Standards		5	1,000	700	10,000	-	20	-	-	47

Table 2
Monitoring Well Groundwater Analytical Data
 7-Eleven Store No. 22281
 Fallston, Maryland

Well	Date	Benzene	Toluene	Ethylbenzene	Total Xylenes	BTEX	MTBE	TBA	TAME	TPH-GRO
MW-3B Installed- 1/3/06 Well Depth: 80' Screen: 70-80' 4" diameter	2/22/06	ND@1	ND@1	ND@1	ND@3	BDL	ND@1	ND@25	ND@25	ND@100
	3/16/06	ND@1	ND@1	ND@1	ND@3	BDL	ND@1	ND@25	ND@25	ND@100
	4/25/06	--	--	--	--	--	--	--	--	--
	5/12/06	--	--	--	--	--	--	--	--	--
	6/30/06	ND@1	ND@1	ND@1	ND@3	BDL	ND@1	ND@25	ND@25	ND@100
	7/13/06	--	--	--	--	--	--	--	--	--
	8/11/06	--	--	--	--	--	--	--	--	--
	9/12/06	ND@1	ND@1	ND@1	ND@3	BDL	ND@1	ND@25	ND@25	ND@100
	10/23/06	--	--	--	--	--	--	--	--	--
	11/21/06	--	--	--	--	--	--	--	--	--
	12/7/06	ND@1	ND@1	ND@1	ND@3	BDL	ND@1	ND@10	ND@10	ND@100
	1/29/07	--	--	--	--	--	--	--	--	--
	2/20/07	--	--	--	--	--	--	--	--	--
	3/28/07	ND@1	ND@1	ND@1	ND@3	BDL	ND@1	ND@10	ND@10	ND@100
	4/12/07	--	--	--	--	--	--	--	--	--
	5/14/07	--	--	--	--	--	--	--	--	--
	6/22/07	ND@1	ND@1	ND@1	ND@3	BDL	ND@1	ND@10	ND@10	ND@100
	7/30/07	--	--	--	--	--	--	--	--	--
	8/23/07	--	--	--	--	--	--	--	--	--
	9/25/07	ND@1	ND@1	ND@1	ND@3	BDL	ND@1	ND@10	ND@10	ND@100
	10/15/07	--	--	--	--	--	--	--	--	--
	11/26/07	--	--	--	--	--	--	--	--	--
	12/14/07	ND@1	ND@1	ND@1	ND@3	BDL	ND@1	ND@10	ND@10	ND@100
	1/29/08	--	--	--	--	--	--	--	--	--
	2/18/08	--	--	--	--	--	--	--	--	--
	3/14/08	ND@1	ND@1	ND@1	ND@3	BDL	ND@1	ND@10	ND@10	ND@100
	4/15/08	--	--	--	--	--	--	--	--	--
	5/20/08	--	--	--	--	--	--	--	--	--
	6/18/08	ND@1	ND@1	ND@1	ND@3	BDL	ND@1	ND@20	ND@10	ND@100
	7/22/08	--	--	--	--	--	--	--	--	--
	8/20/08	--	--	--	--	--	--	--	--	--
	9/3/08	ND@1	ND@1	ND@1	ND@3	BDL	ND@1	ND@20	ND@10	ND@100
	10/30/08 *	--	--	--	--	--	--	--	--	--
	11/10/08	--	--	--	--	--	--	--	--	--
	11/24/08 *	--	--	--	--	--	--	--	--	--
	12/12/08 *	--	--	--	--	--	--	--	--	--
	12/22/08	--	--	--	--	--	--	--	--	--
	3/24/09	ND@1	ND@1	ND@1	ND@3	BDL	ND@1	ND@20	ND@10	ND@100
	4/30/09 *	--	--	--	--	--	--	--	--	--
	6/8/09	ND@1	ND@1	ND@1	ND@3	BDL	ND@1	ND@20	ND@10	ND@100
	7/7/09	--	--	--	--	--	--	--	--	--
	8/31/09	--	--	--	--	--	--	--	--	--
	9/27/09	ND@1	ND@1	ND@1	ND@3	BDL	ND@1	ND@20	ND@10	ND@100
	10/29/09	--	--	--	--	--	--	--	--	--
	11/5/09	--	--	--	--	--	--	--	--	--
	12/23/09	ND@1	ND@1	ND@1	ND@3	BDL	ND@1	ND@20	ND@10	ND@100
	1/12/2010 *	--	--	--	--	--	--	--	--	--
	2/18/2010 *	--	--	--	--	--	--	--	--	--
	3/10/10	ND@1	ND@1	ND@1	ND@3	BDL	ND@1	ND@20	ND@10	ND@100
	4/8/2010*	--	--	--	--	--	--	--	--	--
	5/21/2010*	--	--	--	--	--	--	--	--	--
	6/7/10	ND@1	ND@1	ND@1	ND@3	BDL	ND@1	ND@20	ND@10	ND@100
	7/13/10	--	--	--	--	--	--	--	--	--
	7/31/2010 *	--	--	--	--	--	--	--	--	--
	8/16/2010*	--	--	--	--	--	--	--	--	--
	9/20/10	ND@1	ND@1	ND@1	ND@3	BDL	ND@1	ND@20	ND@10	ND@100
	10/26/2010*	--	--	--	--	--	--	--	--	--
	11/23/2010*	--	--	--	--	--	--	--	--	--
	12/20/10	ND@1	ND@1	ND@1	ND@3	BDL	ND@1	ND@20	ND@10	ND@100
	2/3/11	--	--	--	--	--	--	--	--	--
	3/22/11	ND@1	ND@1	ND@1	ND@3	BDL	ND@1	ND@20	ND@10	ND@100
	4/26/11	--	--	--	--	--	--	--	--	--
	5/25/11	--	--	--	--	--	--	--	--	--
	6/29/11	ND@1	ND@1	ND@1	ND@3	BDL	ND@1	ND@20	ND@10	ND@100
	7/28/11	--	--	--	--	--	--	--	--	--
	8/2/11	--	--	--	--	--	--	--	--	--
	9/22/11	ND@1	ND@1	ND@1	ND@3	BDL	ND@1	ND@20	ND@10	ND@100
10/6/11	--	--	--	--	--	--	--	--	--	
11/3/11	--	--	--	--	--	--	--	--	--	
12/8/11	ND@1	ND@1	ND@1	ND@3	BDL	ND@1	ND@20	ND@10	ND@100	
3/1/12	ND@1	ND@1	ND@1	ND@3	BDL	ND@1	ND@20	ND@10	ND@100	
6/5/12	ND@1	ND@1	ND@1	ND@3	BDL	ND@1	ND@20	ND@10	ND@100	
8/23/12	--	--	--	--	--	--	--	--	--	
12/6/12	ND@1	ND@1	ND@1	ND@3	BDL	ND@1	ND@20	ND@10	ND@100	
3/11/12	--	--	--	--	--	--	--	--	--	
6/6/13	ND@1	ND@1	ND@1	ND@3	BDL	ND@1	ND@20	ND@10	ND@100	
9/12/13	ND@1	ND@1	ND@1	ND@3	BDL	ND@1	ND@20	ND@10	ND@100	
12/18/13	ND@1	ND@1	ND@1	ND@3	BDL	ND@1	ND@20	ND@10	ND@100	
3/19/14	ND@0.5	ND@0.7	ND@0.8	ND@1.6	BDL	ND@0.5	ND@10	ND@0.8	ND@20	
6/16/14	--	--	--	--	--	--	--	--	--	
Abandoned on June 30, 2014										
MDE Groundwater Cleanup Standards		5	1,000	700	10,000	-	20	-	-	47

Table 2
Monitoring Well Groundwater Analytical Data
 7-Eleven Store No. 22281
 Fallston, Maryland

Well	Date	Benzene	Toluene	Ethylbenzene	Total Xylenes	BTEX	MTBE	TBA	TAME	TPH-GRO
MW-4A Installed- 7/5/05 Well Depth: 35' Screen: 10-30.5' 4" diameter	7/26/05	11	ND@1	ND@1	10	21	31000	25000	E 2,200	30000
	11/22/05	15	ND@1	ND@1	10	25	42000	29000	3200	--
	3/16/06	ND@5	ND@5	ND@5	ND@10	BDL	20000	9900	940	2100
	4/25/06	--	--	--	--	--	--	--	--	--
	5/12/06	--	--	--	--	--	--	--	--	--
	6/30/06	14	3	ND@1	12	29	E 3,300	E 3,400	E 560	2000
	7/13/06	--	--	--	--	--	--	--	--	--
	8/11/06	--	--	--	--	--	--	--	--	--
	9/12/06	34	9	ND@1	25	68	20000	E 21,000	E 630	2900
	10/23/06	--	--	--	--	--	--	--	--	--
	11/21/06	--	--	--	--	--	--	--	--	--
	12/7/06	30	ND@5	ND@5	11	41	27000	32000	780	3000
	1/29/07	--	--	--	--	--	--	--	--	--
	2/20/07	--	--	--	--	--	--	--	--	--
	3/28/07	8	ND@1	ND@1	6	14	E 37,000	E 41,000	E 490	2500
	4/12/07	--	--	--	--	--	--	--	--	--
	5/14/07	--	--	--	--	--	--	--	--	--
	6/22/07	8	ND@1	ND@1	10	18	E 12,000	E 5,300	E 480	2500
	7/30/07	--	--	--	--	--	--	--	--	--
	8/23/07	--	--	--	--	--	--	--	--	--
	9/25/07	7	ND@1	ND@1	6	13	E 11,000	E 4,500	E 560	1500
	10/15/07	--	--	--	--	--	--	--	--	--
	11/26/07	--	--	--	--	--	--	--	--	--
	12/14/07	7	ND@1	ND@1	6	13	E 7,600	ND@10	E 460	1700
	1/29/08	--	--	--	--	--	--	--	--	--
	2/18/08	--	--	--	--	--	--	--	--	--
	3/14/08	ND@100	ND@100	ND@100	ND@300	BDL	15000	11000	ND@1,000	20000
	4/15/08	--	--	--	--	--	--	--	--	--
	5/20/08	--	--	--	--	--	--	--	--	--
	6/18/08	ND@50	ND@50	ND@50	ND@150	BDL	8100	4500	ND@500	1500
	7/22/08	--	--	--	--	--	--	--	--	--
	8/20/08	--	--	--	--	--	--	--	--	--
	9/3/08	7	ND@1	ND@1	ND@3	7	8200	11000	460	4400
	10/30/08 *	--	--	--	--	--	--	--	--	--
	11/10/08	--	--	--	--	--	--	--	--	--
	11/24/08 *	--	--	--	--	--	--	--	--	--
	12/12/08 *	--	--	--	--	--	--	--	--	--
	12/22/08	--	--	--	--	--	--	--	--	--
	1/6/09*	--	--	--	--	--	--	--	--	--
	1/19/09*	--	--	--	--	--	--	--	--	--
	1/28/09*	--	--	--	--	--	--	--	--	--
	2/4/09*	--	--	--	--	--	--	--	--	--
	2/16/09*	--	--	--	--	--	--	--	--	--
	3/4/09*	--	--	--	--	--	--	--	--	--
	3/24/09	ND@1	ND@1	ND@1	ND@3	BDL	4900	4100	130	720
	4/30/09 *	--	--	--	--	--	--	--	--	--
	6/8/09	2	ND@1	ND@1	ND@3	2	5100	2900	150	1600
	7/7/09	--	--	--	--	--	--	--	--	--
	8/31/09	--	--	--	--	--	--	--	--	--
	9/27/09	3	ND@1	ND@1	1	4	6600	3700	220	9100
	10/29/09	--	--	--	--	--	--	--	--	--
	11/5/09	--	--	--	--	--	--	--	--	--
	12/23/09	ND@1	ND@1	ND@1	ND@3	BDL	1500	660	54	1900
	1/12/2010 *	--	--	--	--	--	--	--	--	--
	2/18/2010 *	--	--	--	--	--	--	--	--	--
	3/10/10	ND@1	ND@1	ND@1	ND@3	BDL	1500	470	55	1400
	4/8/2010*	--	--	--	--	--	--	--	--	--
	5/21/2010*	--	--	--	--	--	--	--	--	--
	6/7/10	ND@1	ND@1	ND@1	ND@3	BDL	23	ND@20	ND@10	ND@100
	7/13/10	--	--	--	--	--	--	--	--	--
	7/31/2010 *	--	--	--	--	--	--	--	--	--
	8/16/2010*	--	--	--	--	--	--	--	--	--
	9/20/10	ND@1	ND@1	ND@1	ND@3	BDL	740	340	36	1100
	10/26/2010*	--	--	--	--	--	--	--	--	--
	11/23/2010*	--	--	--	--	--	--	--	--	--
	12/20/10	ND@1	ND@1	ND@1	ND@3	BDL	1400	420	56	1400
	2/3/11	--	--	--	--	--	--	--	--	--
	3/22/11	ND@1	ND@1	ND@1	ND@3	BDL	370	86	15	280
	4/26/11	ND@1	ND@1	ND@1	ND@3	BDL	390	82	18	530
	5/25/11	ND@1	ND@1	ND@1	ND@3	BDL	220	ND@20	ND@10	200
	6/29/11	ND@1	ND@1	ND@1	ND@3	BDL	1100	ND@20	48	1100
	7/28/11	--	--	--	--	--	--	--	--	--
	8/2/11	--	--	--	--	--	--	--	--	--
	9/22/11	ND@1	ND@1	ND@1	ND@3	BDL	210	39	ND@10	150
10/6/11	--	--	--	--	--	--	--	--	--	
11/3/11	--	--	--	--	--	--	--	--	--	
12/8/11	ND@1	ND@1	ND@1	ND@3	BDL	150	ND@20	ND@10	150	
3/1/12	ND@1	ND@1	ND@1	ND@3	BDL	560	120	33	870	
6/5/12	ND@1	ND@1	ND@1	ND@3	BDL	410	58	17	460	
8/23/12	--	--	--	--	--	--	--	--	--	
12/6/12	ND@1	ND@1	ND@1	ND@3	BDL	390	97	22	490	
3/11/12	--	--	--	--	--	--	--	--	--	
6/6/13	ND@1	ND@1	ND@1	ND@3	BDL	660	210	30	760	
9/12/13	ND@1	ND@1	ND@1	ND@3	BDL	620	260	21	630	
12/18/13	ND@1	ND@1	ND@1	ND@3	BDL	300	53	ND@10	250	
3/19/14	ND@0.5	ND@0.7	ND@0.8	ND@1.6	BDL	150	61	5	150	
MDE Groundwater Cleanup Standards		5	1,000	700	10,000	-	20	-	-	47

Table 2
Monitoring Well Groundwater Analytical Data
 7-Eleven Store No. 22281
 Fallston, Maryland

Well	Date	Benzene	Toluene	Ethylbenzene	Total Xylenes	BTEX	MTBE	TBA	TAME	TPH-GRO	
MW-4A Continued	6/16/14	ND@0.5	ND@0.5	ND@0.5	ND@1	BDL	460	190	18	390	
	9/26/14	ND@0.5	ND@0.5	ND@0.5	ND@1	BDL	490	120	19	570	
	12/8/14	ND@0.5	ND@0.5	ND@0.5	ND@1	BDL	300	39	11	240	
	3/24/15	ND@1	ND@1	ND@1	ND@2	BDL	146	34.6	5.27	124	
	6/23/15	ND@1	ND@1	ND@1	ND@2	BDL	255	51.5	7.6	ND@100	
	9/22/15	ND@1	ND@1	ND@1	ND@2	BDL	456	162	20.4	593	
	12/21/15	ND@1	ND@1	ND@1	ND@2	BDL	212	57.5	8.55	192	
	3/9/16	ND@1	ND@1	ND@1	ND@2	BDL	99.9	24.3	3.9	ND@100	
	6/8/16	ND@1	ND@1	ND@1	ND@2	BDL	414	101	13	332	
	9/19/16	--	--	--	--	--	--	--	--	--	
	12/5/16	ND@1	ND@1	ND@1	ND@2	BDL	152	19.3	6.06	189	
	3/13/17	ND@1	ND@1	ND@1	ND@3	BDL	106	NA	NA	128	
	6/28/17	ND@1	ND@1	ND@1	ND@3	BDL	261	85.6	6.95	260	
	9/19/17	ND@1	ND@1	ND@1	ND@3	BDL	215	37	6.46	248	
	12/19/17	ND@1	ND@1	ND@1	ND@3	BDL	201	52.4	5.97	162	
	3/8/18	ND@1	ND@1	ND@1	ND@3	BDL	58.8	14.9	1.67	ND@100	
	6/27/18	ND@1	ND@1	ND@1	ND@3	BDL	128	32.6	3.74	128	
	9/12/18	ND@1	ND@1	ND@1	ND@3	BDL	133	44.2	4.01	133	
	12/26/18	ND@1	ND@1	ND@1	ND@3	BDL	1.24	ND@10	ND@1	ND@100	
	3/14/19	ND@1	ND@1	ND@1	ND@3	BDL	22.5	ND@10	ND@1	42.5	
	6/26/19	ND@1	ND@1	ND@1	ND@3	BDL	33.9 F1	ND@10	ND@1	35.1	
	9/17/19	ND@1	ND@1	ND@1	ND@10	BDL	24.6	ND@10	ND@1	ND@47	
	12/27/19	ND@1	ND@1	ND@1	ND@10	BDL	16.8	ND@10	ND@1	ND@47	
	3/26/20	ND@1	ND@1	ND@1	ND@10	BDL	8.37	ND@10	ND@1	ND@47	
	6/23/20	ND@1	ND@1	ND@1	ND@10	BDL	23.2	ND@10	ND@1	ND@47	
	9/29/20	ND@1	ND@1	ND@1	ND@10	BDL	9.63	ND@10	ND@1	ND@47	
	12/7/20	ND@1	ND@1	ND@1	ND@10	BDL	ND@1	ND@10	ND@1	ND@47	
	3/29/21	ND@1	ND@1	ND@1	ND@10	BDL	2.56	ND@10	ND@1	ND@47	
	6/3/21	ND@1	ND@1	ND@1	ND@10	BDL	10.7	ND@10	ND@1	ND@47 H	
	9/27/21	ND@1	ND@1	ND@1	ND@10	BDL	4.06	ND@10	ND@1	ND@47	
	MDE Groundwater Cleanup Standards		5	1,000	700	10,000	-	20	-	-	47

Table 2
Monitoring Well Groundwater Analytical Data
 7-Eleven Store No. 22281
 Fallston, Maryland

Well	Date	Benzene	Toluene	Ethylbenzene	Total Xylenes	BTEX	MTBE	TBA	TAME	TPH-GRO
MW-4B Installed- 1/4/06 Well Depth: 60' Screen: 45-60' 4" diameter	2/22/06	ND@1	ND@1	ND@1	ND@3	BDL	16	ND@25	ND@25	ND@100
	3/16/06	ND@1	ND@1	ND@1	ND@3	BDL	13	ND@25	ND@25	ND@100
	4/25/06	--	--	--	--	--	--	--	--	--
	5/12/06	--	--	--	--	--	--	--	--	--
	6/30/06	ND@1	ND@1	ND@1	ND@3	BDL	7	ND@25	ND@25	ND@100
	7/13/06	--	--	--	--	--	--	--	--	--
	8/11/06	--	--	--	--	--	--	--	--	--
	9/12/06	ND@1	ND@1	ND@1	ND@3	BDL	6	ND@25	ND@25	ND@100
	10/23/06	--	--	--	--	--	--	--	--	--
	11/21/06	--	--	--	--	--	--	--	--	--
	12/7/06	ND@1	ND@1	ND@1	ND@3	BDL	21	ND@10	ND@10	ND@100
	1/29/07	--	--	--	--	--	--	--	--	--
	2/20/07	--	--	--	--	--	--	--	--	--
	3/28/07	ND@1	ND@1	ND@1	ND@3	BDL	7	ND@10	ND@10	ND@100
	4/12/07	--	--	--	--	--	--	--	--	--
	5/14/07	--	--	--	--	--	--	--	--	--
	6/22/07	ND@1	ND@1	ND@1	ND@3	BDL	3	ND@10	ND@10	ND@100
	7/30/07	--	--	--	--	--	--	--	--	--
	8/23/07	--	--	--	--	--	--	--	--	--
	9/25/07	ND@1	ND@1	ND@1	ND@3	BDL	8	ND@10	ND@10	ND@100
	10/15/07	--	--	--	--	--	--	--	--	--
	11/26/07	--	--	--	--	--	--	--	--	--
	12/14/07	ND@1	ND@1	ND@1	ND@3	BDL	6	ND@10	ND@10	ND@100
	1/29/08	--	--	--	--	--	--	--	--	--
	2/18/08	--	--	--	--	--	--	--	--	--
	3/14/08	ND@1	ND@1	ND@1	ND@3	BDL	5	ND@10	ND@10	ND@100
	4/15/08	--	--	--	--	--	--	--	--	--
	5/20/08	--	--	--	--	--	--	--	--	--
	6/18/08	ND@1	ND@1	ND@1	ND@3	BDL	12	ND@20	ND@10	ND@100
	7/22/08	--	--	--	--	--	--	--	--	--
	8/20/08	--	--	--	--	--	--	--	--	--
	9/3/08	ND@1	ND@1	ND@1	ND@3	BDL	13	ND@20	ND@10	ND@100
	10/30/08 *	--	--	--	--	--	--	--	--	--
	11/10/08	--	--	--	--	--	--	--	--	--
	11/24/08 *	--	--	--	--	--	--	--	--	--
	12/12/08 *	--	--	--	--	--	--	--	--	--
	12/22/08	--	--	--	--	--	--	--	--	--
	1/6/09	--	--	--	--	--	--	--	--	--
	1/19/09*	--	--	--	--	--	--	--	--	--
	1/28/09*	--	--	--	--	--	--	--	--	--
	2/4/09*	--	--	--	--	--	--	--	--	--
	2/16/09*	--	--	--	--	--	--	--	--	--
	3/4/09*	--	--	--	--	--	--	--	--	--
	3/24/09	ND@1	ND@1	ND@1	ND@3	BDL	4	ND@20	ND@10	ND@100
	4/30/09 *	--	--	--	--	--	--	--	--	--
	6/8/09	ND@1	ND@1	ND@1	ND@3	BDL	4	ND@20	ND@10	ND@100
	7/7/09	--	--	--	--	--	--	--	--	--
	8/31/09	--	--	--	--	--	--	--	--	--
	9/27/09	ND@1	ND@1	ND@1	ND@3	BDL	5	ND@20	ND@10	ND@100
	10/29/09	--	--	--	--	--	--	--	--	--
	11/5/09	--	--	--	--	--	--	--	--	--
	12/23/09	ND@1	ND@1	ND@1	ND@3	BDL	11	ND@20	ND@10	ND@100
	1/12/2010 *	--	--	--	--	--	--	--	--	--
	2/18/2010 *	--	--	--	--	--	--	--	--	--
	3/10/10	ND@1	ND@1	ND@1	ND@3	BDL	6	ND@20	ND@10	ND@100
	4/8/2010*	--	--	--	--	--	--	--	--	--
	5/21/2010*	--	--	--	--	--	--	--	--	--
	6/7/10	ND@1	ND@1	ND@1	ND@3	BDL	13	ND@20	ND@10	ND@100
	7/13/10	--	--	--	--	--	--	--	--	--
	7/31/2010 *	--	--	--	--	--	--	--	--	--
	8/16/2010*	--	--	--	--	--	--	--	--	--
	9/20/10	ND@1	ND@1	ND@1	ND@3	BDL	12	ND@20	ND@10	ND@100
	10/26/2010*	--	--	--	--	--	--	--	--	--
	11/23/2010*	--	--	--	--	--	--	--	--	--
	12/20/10	ND@1	ND@1	ND@1	ND@3	BDL	3	ND@20	ND@10	ND@100
	2/3/11	--	--	--	--	--	--	--	--	--
	3/22/11	ND@1	ND@1	ND@1	ND@3	BDL	4	ND@20	ND@10	ND@100
	4/26/11	ND@1	ND@1	ND@1	ND@3	BDL	ND@1	ND@20	ND@10	ND@100
	5/25/11	ND@1	ND@1	ND@1	ND@3	BDL	2	ND@20	ND@10	ND@100
	6/29/11	ND@1	ND@1	ND@1	ND@3	BDL	ND@1	ND@20	ND@10	ND@100
	7/28/11	--	--	--	--	--	--	--	--	--
	8/2/11	--	--	--	--	--	--	--	--	--
	9/22/11	ND@1	ND@1	ND@1	ND@3	BDL	5	ND@20	ND@10	ND@100
	10/6/11	--	--	--	--	--	--	--	--	--
11/3/11	--	--	--	--	--	--	--	--	--	
12/8/11	ND@1	ND@1	ND@1	ND@3	BDL	5.3	ND@20	ND@10	ND@100	
3/1/12	ND@1	ND@1	ND@1	ND@3	BDL	ND@1	ND@20	ND@10	ND@100	
6/5/12	ND@1	ND@1	ND@1	ND@3	BDL	3.3	ND@20	ND@10	ND@100	
8/23/12	--	--	--	--	--	--	--	--	--	
12/6/12	ND@1	ND@1	ND@1	ND@3	BDL	3.3	ND@20	ND@10	ND@100	
3/11/12	--	--	--	--	--	--	--	--	--	
6/6/13	ND@1	ND@1	ND@1	ND@3	BDL	2.1	ND@20	ND@10	ND@100	
9/12/13	ND@1	ND@1	ND@1	ND@3	BDL	1.6	ND@20	ND@10	ND@100	
12/18/13	ND@1	ND@1	ND@1	ND@3	BDL	ND@1	ND@20	ND@10	ND@100	
3/19/14	ND@0.5	ND@0.7	ND@0.8	ND@1.6	BDL	1	ND@10	ND@0.8	ND@20	
6/16/14	ND@0.5	ND@0.5	ND@0.5	ND@1	BDL	ND@0.5	ND@10	ND@0.5	ND@20	
MDE Groundwater Cleanup Standards		5	1,000	700	10,000	-	20	-	-	47

Table 2
Monitoring Well Groundwater Analytical Data
 7-Eleven Store No. 22281
 Fallston, Maryland

Well	Date	Benzene	Toluene	Ethylbenzene	Total Xylenes	BTEX	MTBE	TBA	TAME	TPH-GRO	
MW-4B Continued	9/26/14	ND@0.5	ND@0.5	ND@0.5	ND@1	BDL	ND@0.5	ND@10	ND@0.5	ND@20	
	12/8/14	ND@0.5	ND@0.5	ND@0.5	0.5	0.5	0.6	ND@10	ND@0.5	ND@20	
	3/24/15	ND@1	ND@1	ND@1	ND@2	BDL	ND@1	ND@10	ND@1	ND@100	
	6/23/15	ND@1	ND@1	ND@1	ND@2	BDL	ND@1	ND@10	ND@1	ND@100	
	9/22/15	ND@1	ND@1	ND@1	ND@2	BDL	ND@1	ND@10	ND@1	ND@100	
	12/21/15	ND@1	ND@1	ND@1	ND@2	BDL	ND@1	ND@10	ND@1	ND@100	
	3/9/16	ND@1	ND@1	ND@1	ND@2	BDL	ND@1	ND@10	ND@1	ND@100	
	6/8/16	ND@1	ND@1	ND@1	ND@2	BDL	ND@1	ND@10	ND@1	ND@100	
	9/19/16	--	--	--	--	--	--	--	--	--	
	12/5/16	ND@1	ND@1	ND@1	ND@2	BDL	ND@1	ND@10	ND@1	ND@100	
	3/13/17	ND@1	ND@1	ND@1	ND@2	BDL	ND@1	NA	NA	ND@100	
	6/28/17	ND@1	ND@1	ND@1	ND@2	BDL	ND@1	NA	NA	ND@100	
	9/19/17	ND@1	ND@1	ND@1	ND@2	BDL	ND@1	NA	NA	ND@100	
	12/19/17	ND@1	ND@1	ND@1	ND@2	BDL	ND@1	NA	NA	ND@100	
	3/8/18	ND@1	ND@1	ND@1	ND@3	BDL	ND@1	ND@10	ND@1	ND@100	
	6/27/18	ND@1	ND@1	ND@1	ND@3	BDL	ND@1	ND@10	ND@1	ND@100	
	9/12/18	ND@1	ND@1	ND@1	ND@3	BDL	ND@1	ND@10	ND@1	ND@100	
	12/26/18	ND@1	ND@1	ND@1	ND@3	BDL	ND@1	ND@10	ND@1	ND@100	
	3/14/19	ND@1	ND@1	ND@1	ND@3	BDL	ND@1	ND@10	ND@1	ND@100	
	6/26/19	ND@1	ND@1	ND@1	ND@3	BDL	ND@1	ND@10	ND@1	ND@20	
	9/17/19	ND@1	ND@1	ND@1	ND@10	BDL	ND@1	ND@10	ND@1	ND@47	
	12/27/19	ND@1	ND@1	ND@1	ND@10	BDL	ND@1	ND@10	ND@1	ND@47	
	3/26/20	ND@1	ND@1	ND@1	ND@10	BDL	ND@1	ND@10	ND@1	ND@47	
	6/23/20	ND@1	ND@1	ND@1	ND@10	BDL	ND@1	ND@10	ND@1	ND@47	
	9/29/20	ND@1	ND@1	ND@1	ND@10	BDL	ND@1	ND@10	ND@1	ND@47	
	12/7/20	ND@1	ND@1	ND@1	ND@10	BDL	ND@1	ND@10	ND@1	ND@47	
	3/29/21	ND@1	ND@1	ND@1	ND@10	BDL	ND@1	ND@10	ND@1	ND@47	
	6/3/21	ND@1	ND@1	ND@1	ND@10	BDL	ND@1	ND@10	ND@1	ND@47 H	
	9/27/21	Unable to Access									
	MDE Groundwater Cleanup Standards		5	1,000	700	10,000	-	20	-	-	47

Table 2
Monitoring Well Groundwater Analytical Data
 7-Eleven Store No. 22281
 Fallston, Maryland

Well	Date	Benzene	Toluene	Ethylbenzene	Total Xylenes	BTEX	MTBE	TBA	TAME	TPH-GRO
MW-5 Installed- 7/5/05 Well Depth: 35' Screen: 10.5'-35' 4" diameter	7/26/05	ND@1	ND@1	ND@1	ND@3	BDL	10	ND@25	ND@25	ND@25
	11/22/05	ND@1	ND@1	ND@1	ND@3	BDL	15	ND@25	ND@25	ND@25
	3/16/06	ND@1	ND@1	ND@1	ND@3	BDL	76	44	44	ND@25
	4/25/06	--	--	--	--	--	--	--	--	--
	5/12/06	--	--	--	--	--	--	--	--	--
	6/30/06	ND@1	ND@1	ND@1	ND@3	BDL	11	ND@25	ND@25	ND@25
	7/13/06	--	--	--	--	--	--	--	--	--
	8/11/06	--	--	--	--	--	--	--	--	--
	9/12/06	ND@1	ND@1	ND@1	ND@3	BDL	27	ND@25	ND@25	ND@25
	10/23/06	--	--	--	--	--	--	--	--	--
	11/21/06	--	--	--	--	--	--	--	--	--
	12/7/06	ND@1	ND@1	ND@1	ND@3	BDL	15	ND@10	ND@10	ND@10
	1/29/07	--	--	--	--	--	--	--	--	--
	2/20/07	--	--	--	--	--	--	--	--	--
	3/28/07	ND@1	ND@1	ND@1	ND@3	BDL	3	ND@10	ND@10	ND@10
	4/12/07	--	--	--	--	--	--	--	--	--
	5/14/07	--	--	--	--	--	--	--	--	--
	6/22/07	ND@1	ND@1	ND@1	ND@3	BDL	3	ND@10	ND@10	ND@10
	7/30/07	--	--	--	--	--	--	--	--	--
	8/23/07	--	--	--	--	--	--	--	--	--
	9/25/07	ND@1	ND@1	ND@1	ND@3	BDL	4	ND@10	ND@10	ND@10
	10/15/07	--	--	--	--	--	--	--	--	--
	11/26/07	--	--	--	--	--	--	--	--	--
	12/14/07	ND@1	ND@1	ND@1	ND@3	BDL	5	ND@10	ND@10	ND@10
	1/29/08	--	--	--	--	--	--	--	--	--
	2/18/08	--	--	--	--	--	--	--	--	--
	3/14/08	ND@1	ND@1	ND@1	ND@3	BDL	7	ND@10	ND@10	ND@10
	4/15/08	--	--	--	--	--	--	--	--	--
	5/20/08	--	--	--	--	--	--	--	--	--
	6/18/08	ND@1	ND@1	ND@1	ND@3	BDL	9	ND@20	ND@20	ND@10
	7/22/08	--	--	--	--	--	--	--	--	--
	8/20/08	--	--	--	--	--	--	--	--	--
	9/3/08	ND@1	ND@1	ND@1	ND@3	BDL	7	ND@20	ND@20	ND@10
	10/30/08 *	--	--	--	--	--	--	--	--	--
	11/10/08	--	--	--	--	--	--	--	--	--
	11/24/08 *	--	--	--	--	--	--	--	--	--
	12/12/08 *	--	--	--	--	--	--	--	--	--
	12/22/08	--	--	--	--	--	--	--	--	--
	3/24/09	ND@1	ND@1	ND@1	ND@3	BDL	15	ND@20	ND@20	ND@10
	4/30/09 *	--	--	--	--	--	--	--	--	--
	6/8/09	ND@1	ND@1	ND@1	ND@3	BDL	8	ND@20	ND@20	ND@10
	7/7/09	--	--	--	--	--	--	--	--	--
	8/31/09	--	--	--	--	--	--	--	--	--
	9/27/09	ND@1	ND@1	ND@1	ND@3	BDL	2	ND@20	ND@20	ND@10
	10/29/09	--	--	--	--	--	--	--	--	--
	11/5/09	--	--	--	--	--	--	--	--	--
	12/23/09	ND@1	ND@1	ND@1	ND@3	BDL	2	ND@20	ND@20	ND@10
1/12/2010 *	--	--	--	--	--	--	--	--	--	
2/18/2010 *	--	--	--	--	--	--	--	--	--	
3/10/10	ND@1	ND@1	ND@1	ND@3	BDL	3	ND@20	ND@20	ND@10	
4/8/2010*	--	--	--	--	--	--	--	--	--	
5/21/2010*	--	--	--	--	--	--	--	--	--	
6/7/10	ND@1	ND@1	ND@1	ND@3	BDL	2	ND@20	ND@20	ND@10	
7/13/10	--	--	--	--	--	--	--	--	--	
7/31/2010 *	--	--	--	--	--	--	--	--	--	
8/16/2010*	--	--	--	--	--	--	--	--	--	
9/20/10	ND@1	ND@1	ND@1	ND@3	BDL	5	ND@20	ND@20	ND@10	
10/26/2010*	--	--	--	--	--	--	--	--	--	
11/23/2010*	--	--	--	--	--	--	--	--	--	
12/20/10	ND@1	ND@1	ND@1	ND@3	BDL	5	24	24	ND@10	
2/3/11	--	--	--	--	--	--	--	--	--	
3/22/11	ND@1	ND@1	ND@1	ND@3	BDL	4	ND@20	ND@20	ND@10	
4/26/11	--	--	--	--	--	--	--	--	--	
5/25/11	--	--	--	--	--	--	--	--	--	
6/29/11	ND@1	ND@1	ND@1	ND@3	BDL	3	ND@20	ND@20	ND@10	
7/28/11	--	--	--	--	--	--	--	--	--	
8/2/11	--	--	--	--	--	--	--	--	--	
9/22/11	ND@1	ND@1	ND@1	ND@3	BDL	3	ND@20	ND@20	ND@10	
10/6/11	--	--	--	--	--	--	--	--	--	
11/3/11	--	--	--	--	--	--	--	--	--	
12/8/11	ND@1	ND@1	ND@1	ND@3	BDL	2.6	ND@20	ND@20	ND@10	
3/1/12	ND@1	ND@1	ND@1	ND@3	BDL	1.7	ND@20	ND@20	ND@10	
6/5/12	ND@1	ND@1	ND@1	ND@3	BDL	1.5	ND@20	ND@20	ND@10	
8/23/12	--	--	--	--	--	--	--	--	--	
12/6/12	ND@1	ND@1	ND@1	ND@3	BDL	1.5	ND@20	ND@20	ND@10	
3/11/12	--	--	--	--	--	--	--	--	--	
6/6/13	ND@1	ND@1	ND@1	ND@3	BDL	1.1	ND@20	ND@20	ND@10	
9/12/13	ND@1	ND@1	ND@1	ND@3	BDL	ND@1	ND@20	ND@20	ND@10	
12/18/13	ND@1	ND@1	ND@1	ND@3	BDL	ND@1	ND@20	ND@20	ND@10	
3/19/14	ND@0.5	ND@0.7	ND@0.8	ND@1.6	BDL	ND@0.5	ND@10	ND@10	ND@0.8	
6/16/14	ND@0.5	ND@0.5	ND@0.5	ND@1	BDL	ND@0.5	ND@10	ND@10	ND@0.8	
9/26/14	ND@0.5	ND@0.5	ND@0.5	ND@1	BDL	ND@0.5	ND@10	ND@10	ND@0.8	
12/8/14	ND@0.5	ND@0.5	ND@0.5	ND@1	BDL	ND@0.5	ND@10	ND@10	ND@0.8	
3/24/15	ND@1	ND@1	ND@1	ND@2	BDL	4.25	ND@10	ND@10	ND@1	
6/23/15	--	--	--	--	--	--	--	--	--	
9/22/15	--	--	--	--	--	--	--	--	--	
MDE Groundwater Cleanup Standards		5	1,000	700	10,000	-	20	-	-	47

Table 2
Monitoring Well Groundwater Analytical Data
 7-Eleven Store No. 22281
 Fallston, Maryland

Well	Date	Benzene	Toluene	Ethylbenzene	Total Xylenes	BTEX	MTBE	TBA	TAME	TPH-GRO
MW-5 Continued	12/21/15	--	--	--	--	--	--	--	--	--
	3/9/16	ND@1	ND@1	ND@1	ND@2	BDL	4.25	ND@10	ND@10	ND@1
	6/8/16	--	--	--	--	--	--	--	--	--
	9/19/16	--	--	--	--	--	--	--	--	--
	12/5/16	--	--	--	--	--	--	--	--	--
	3/13/17	ND@1	ND@1	ND@1	ND@3	BDL	ND@1	NA	NA	NA
	6/28/17	--	--	--	--	--	--	--	--	--
	9/19/17	--	--	--	--	--	--	--	--	--
	12/19/17	--	--	--	--	--	--	--	--	--
	3/8/18	ND@1	ND@1	ND@1	ND@3	BDL	ND@1	ND@10	ND@10	ND@1
	6/27/18	--	--	--	--	--	--	--	--	--
	9/12/18	--	--	--	--	--	--	--	--	--
	12/26/18	--	--	--	--	--	--	--	--	--
	3/14/19	ND@1	ND@1	ND@1	ND@3	BDL	ND@1	ND@10	ND@10	ND@1
	6/26/19	--	--	--	--	--	--	--	--	--
	9/17/19	--	--	--	--	--	--	--	--	--
	12/27/19	--	--	--	--	--	--	--	--	--
	3/26/20	ND@1	ND@1	ND@1	ND@10	BDL	ND@1	ND@10	ND@1	ND@47
	6/23/20	--	--	--	--	--	--	--	--	--
	9/29/20	--	--	--	--	--	--	--	--	--
12/7/20	--	--	--	--	--	--	--	--	--	
1/12/21	ND@1	ND@1	ND@1	ND@10	BDL	ND@1	ND@10	ND@1	ND@47	
3/29/21	ND@1	ND@1	ND@1	ND@10	BDL	ND@1	ND@10	ND@1	ND@47	
6/3/21	ND@1	ND@1	ND@1	ND@10	BDL	ND@1	ND@10	ND@1	ND@47 H	
9/27/21	--	--	--	--	--	--	--	--	--	
MDE Groundwater Cleanup Standards		5	1,000	700	10,000	-	20	-	-	47

Table 2
Monitoring Well Groundwater Analytical Data
 7-Eleven Store No. 22281
 Fallston, Maryland

Well	Date	Benzene	Toluene	Ethylbenzene	Total Xylenes	BTEX	MTBE	TBA	TAME	TPH-GRO
MW-6 Installed- 7/5/05 Well Depth: 25' Screen: 5.5'-25' 4" diameter	7/26/05	ND@1	ND@1	ND@1	ND@3	BDL	760	560	28	840
	11/22/05	ND@1	ND@1	ND@1	ND@3	BDL	1900	990	77	--
	3/16/06	ND@1	ND@1	ND@1	ND@3	BDL	1300	650	48	ND@100
	4/25/06	--	--	--	--	--	--	--	--	--
	5/12/06	--	--	--	--	--	--	--	--	--
	6/30/06	ND@1	ND@1	ND@1	ND@3	BDL	E 860	59	48	ND@100
	7/13/06	--	--	--	--	--	--	--	--	--
	8/11/06	--	--	--	--	--	--	--	--	--
	9/12/06	ND@1	ND@1	ND@1	ND@3	BDL	1200	78	52	ND@100
	10/23/06	--	--	--	--	--	--	--	--	--
	11/21/06	--	--	--	--	--	--	--	--	--
	12/7/06	ND@10	ND@10	ND@10	ND@30	BDL	2400	140	110	140
	1/29/07	--	--	--	--	--	--	--	--	--
	2/20/07	--	--	--	--	--	--	--	--	--
	3/28/07	ND@100	ND@100	ND@100	ND@300	BDL	1100	ND@1,000	ND@1,000	110
	4/12/07	--	--	--	--	--	--	--	--	--
	5/14/07	--	--	--	--	--	--	--	--	--
	6/22/07	ND@1	ND@1	ND@1	ND@3	BDL	E 1,000	78	62	130
	7/30/07	--	--	--	--	--	--	--	--	--
	8/23/07	--	--	--	--	--	--	--	--	--
	9/25/07	ND@1	ND@1	ND@1	ND@3	BDL	E 1,200	120	65	150
	10/15/07	--	--	--	--	--	--	--	--	--
	11/26/07	--	--	--	--	--	--	--	--	--
	12/14/07	2	ND@1	ND@1	ND@3	2	E 3,800	E 330	E 350	600
	1/29/08	--	--	--	--	--	--	--	--	--
	2/18/08	--	--	--	--	--	--	--	--	--
	3/14/08	ND@50	ND@50	ND@50	ND@350	BDL	3000	ND@500	ND@500	3700
	4/15/08	--	--	--	--	--	--	--	--	--
	5/20/08	--	--	--	--	--	--	--	--	--
	6/18/08	ND@10	ND@10	ND@10	ND@30	BDL	2200	ND@200	120	510
	7/22/08	--	--	--	--	--	--	--	--	--
	8/20/08	--	--	--	--	--	--	--	--	--
	9/3/08	ND@1	ND@1	ND@1	ND@3	BDL	1200	210	84	300
	10/30/08 *	--	--	--	--	--	--	--	--	--
	11/10/08	--	--	--	--	--	--	--	--	--
	11/24/08 *	--	--	--	--	--	--	--	--	--
	12/12/08 *	--	--	--	--	--	--	--	--	--
	12/22/08	--	--	--	--	--	--	--	--	--
	1/19/09*	--	--	--	--	--	--	--	--	--
	2/16/09*	--	--	--	--	--	--	--	--	--
	3/24/09	ND@10	ND@10	ND@10	ND@30	BDL	2100	230	120	360
	4/30/09 *	--	--	--	--	--	--	--	--	--
	6/8/09	ND@1	ND@1	ND@1	ND@3	BDL	2600	230	170	810
	7/7/09	--	--	--	--	--	--	--	--	--
	8/31/09	--	--	--	--	--	--	--	--	--
9/27/09	ND@1	ND@1	ND@1	ND@3	BDL	1600	170	99	2300	
10/29/09	--	--	--	--	--	--	--	--	--	
11/5/09	--	--	--	--	--	--	--	--	--	
12/23/09	ND@1	ND@1	ND@1	ND@3	BDL	1200	190	78	1500	
1/12/2010 *	--	--	--	--	--	--	--	--	--	
2/18/2010 *	--	--	--	--	--	--	--	--	--	
3/10/10	ND@1	ND@1	ND@1	ND@3	BDL	330	87	18	330	
4/8/2010*	--	--	--	--	--	--	--	--	--	
5/21/2010*	--	--	--	--	--	--	--	--	--	
6/7/10	ND@1	ND@1	ND@1	ND@3	BDL	670	210	29	590	
7/13/10	--	--	--	--	--	--	--	--	--	
7/31/2010 *	--	--	--	--	--	--	--	--	--	
8/16/2010*	--	--	--	--	--	--	--	--	--	
9/20/10	ND@1	ND@1	ND@1	ND@3	BDL	1700	750	78	2000	
10/26/2010*	--	--	--	--	--	--	--	--	--	
11/23/2010*	--	--	--	--	--	--	--	--	--	
12/20/10	ND@1	ND@1	ND@1	ND@3	BDL	2200	920	87	2100	
2/3/11	--	--	--	--	--	--	--	--	--	
3/22/11	ND@1	ND@1	ND@1	ND@3	BDL	2300	1000	99	1800	
4/26/11	ND@1	ND@1	ND@1	ND@3	BDL	2500	800	120	3500	
5/25/11	ND@1	ND@1	ND@1	ND@3	BDL	2200	390	100	2900	
6/29/11	ND@1	ND@1	ND@1	ND@3	BDL	1700	ND@20	75	2000	
7/28/11	--	--	--	--	--	--	--	--	--	
8/2/11	--	--	--	--	--	--	--	--	--	
9/22/11	ND@1	ND@1	ND@1	ND@3	BDL	1200	350	50	850	
10/6/11	--	--	--	--	--	--	--	--	--	
11/3/11	--	--	--	--	--	--	--	--	--	
12/8/11	ND@1	ND@1	ND@1	ND@3	BDL	2300	630	110	1600	
3/1/12	ND@1	ND@1	ND@1	ND@3	BDL	1300	320	60	1700	
6/5/12	ND@1	ND@1	ND@1	ND@3	BDL	1300	330	53	1300	
8/23/12	--	--	--	--	--	--	--	--	--	
12/6/12	ND@1	ND@1	ND@1	ND@3	BDL	1400	230	65	1500	
3/11/12	--	--	--	--	--	--	--	--	--	
6/6/13	ND@1	ND@1	ND@1	ND@3	BDL	750	48	35	820	
9/12/13	ND@1	ND@1	ND@1	ND@3	BDL	690	190	31	680	
12/18/13	ND@1	ND@1	ND@1	ND@3	BDL	540	48	21	470	
3/19/14	ND@0.5	ND@0.7	ND@0.8	ND@1.6	BDL	470	54 J	19	440	
6/6/14	--	--	--	--	--	--	--	--	--	
9/26/14	ND@0.5	ND@0.5	ND@0.5	ND@1	BDL	280	56	10	340	
12/8/14	ND@0.5	ND@0.5	ND@0.5	ND@1	BDL	360	60	16	310	
3/24/15	ND@1	ND@1	ND@1	ND@1	BDL	233	29.8	8.95	201	
MDE Groundwater Cleanup Standards		5	1,000	700	10,000	-	20	-	-	47

Table 2
Monitoring Well Groundwater Analytical Data
 7-Eleven Store No. 22281
 Fallston, Maryland

Well	Date	Benzene	Toluene	Ethylbenzene	Total Xylenes	BTEX	MTBE	TBA	TAME	TPH-GRO
MW-6 Continued	6/23/15	ND@1	ND@1	ND@1	ND@1	BDL	193	19.4	5.89	ND@100
	9/22/15	ND@1	ND@1	ND@1	ND@1	BDL	117 F1	27.4	4.22	109
	12/21/15	ND@1	ND@1	ND@1	ND@1	BDL	144	22.3	5.95	134
	3/9/16	ND@1	ND@1	ND@1	ND@1	BDL	84.1	ND@1	3.13	ND@100
	6/8/16	ND@1	ND@1	ND@1	ND@1	BDL	66.4	11.1	2.28	ND@100
	9/19/16	--	--	--	--	--	--	--	--	--
	12/5/16	ND@1	ND@1	ND@1	ND@1	BDL	97.5	ND@10	4.14	111
	3/13/17	ND@1	ND@1	ND@1	ND@3	BDL	84.6	NA	NA	119
	6/28/17	ND@1	ND@1	ND@1	ND@3	BDL	63.8	ND@10	2.09	ND@100
	9/19/17	ND@1	ND@1	ND@1	ND@3	BDL	55.9	15.6	1.84	ND@100
	12/19/17	ND@1	ND@1	ND@1	ND@3	BDL	52.1	ND@10	1.65	ND@100
	3/8/18	ND@1	ND@1	ND@1	ND@3	BDL	37.2	ND@10	1.36	ND@100
	6/27/18	ND@1	ND@1	ND@1	ND@3	BDL	24	ND@10	ND@1	ND@100
	9/12/18	ND@1	ND@1	ND@1	ND@3	BDL	12.3	ND@10	ND@1	ND@100
	12/26/18	ND@1	ND@1	ND@1	ND@3	BDL	3.95	ND@10	ND@1	ND@100
	3/14/19	ND@1	ND@1	ND@1	ND@3	BDL	2.57	ND@10	ND@1	ND@100
	6/26/19	ND@1	ND@1	ND@1	ND@3	BDL	4.41	ND@10	ND@1	ND@20
	9/17/19	ND@1	ND@1	ND@1	ND@10	BDL	4.13	ND@10	ND@1	ND@47
	12/27/19	ND@1	ND@1	ND@1	ND@10	BDL	5.73	ND@10	ND@1	ND@47
	3/26/20	ND@1	ND@1	ND@1	ND@10	BDL	2.87	ND@10	ND@1	ND@47
	6/23/20	ND@1	ND@1	ND@1	ND@10	BDL	2.91	ND@10	ND@1	ND@47
	9/29/20	ND@1	ND@1	ND@1	ND@10	BDL	2.87	ND@10	ND@1	ND@47
	12/7/20	ND@1	ND@1	ND@1	ND@10	BDL	4.31	ND@10	ND@1	ND@47
3/29/21	ND@1	ND@1	ND@1	ND@10	BDL	2.55	ND@10	ND@1	ND@47	
6/3/21	ND@1	ND@1	ND@1	ND@10	BDL	1.88	ND@10	ND@1	ND@47 H	
9/27/21	ND@1	ND@1	ND@1	ND@10	BDL	1.15	ND@10	ND@1	ND@47	
MDE Groundwater Cleanup Standards		5	1,000	700	10,000	-	20	-	-	47

Table 2
Monitoring Well Groundwater Analytical Data
 7-Eleven Store No. 22281
 Fallston, Maryland

Well	Date	Benzene	Toluene	Ethylbenzene	Total Xylenes	BTEX	MTBE	TBA	TAME	TPH-GRO
MW-7 Installed- 7/6/05 Well Depth: 30.5' Screen: 10'-30.5' 4" diameter	7/26/05	ND@1	ND@1	ND@1	ND@3	BDL	ND@1	ND@25	ND@25	ND@100
	11/22/05	ND@1	ND@1	ND@1	ND@3	BDL	ND@1	34	ND@25	--
	3/16/06	ND@1	ND@1	ND@1	ND@3	BDL	ND@1	ND@25	ND@25	ND@100
	4/25/06	--	--	--	--	--	--	--	--	--
	5/12/06	--	--	--	--	--	--	--	--	--
	6/30/06	ND@1	ND@1	ND@1	ND@3	BDL	ND@1	ND@25	ND@25	ND@100
	7/13/06	--	--	--	--	--	--	--	--	--
	8/11/06	--	--	--	--	--	--	--	--	--
	9/12/06	ND@1	ND@1	ND@1	ND@3	BDL	ND@1	ND@25	ND@25	ND@100
	10/23/06	--	--	--	--	--	--	--	--	--
	11/21/06	--	--	--	--	--	--	--	--	--
	12/7/06	ND@1	ND@1	ND@100	ND@3	BDL	ND@1	ND@10	ND@10	ND@100
	1/29/07	--	--	--	--	--	--	--	--	--
	2/20/07	--	--	--	--	--	--	--	--	--
	3/28/07	ND@1	ND@1	ND@100	ND@3	BDL	ND@1	ND@10	ND@10	ND@100
	4/12/07	--	--	--	--	--	--	--	--	--
	5/14/07	--	--	--	--	--	--	--	--	--
	6/22/07	ND@1	ND@1	ND@100	ND@3	BDL	ND@1	ND@10	ND@10	ND@100
	7/30/07	--	--	--	--	--	--	--	--	--
	8/23/07	--	--	--	--	--	--	--	--	--
	9/25/07	ND@1	ND@1	ND@100	ND@3	BDL	ND@1	ND@10	ND@10	ND@100
	10/15/07	--	--	--	--	--	--	--	--	--
	11/26/07	--	--	--	--	--	--	--	--	--
	12/14/07	ND@1	ND@1	ND@100	ND@3	BDL	ND@1	ND@10	ND@10	ND@100
	1/29/08	--	--	--	--	--	--	--	--	--
	2/18/08	--	--	--	--	--	--	--	--	--
	3/14/08	ND@1	ND@1	ND@100	ND@3	BDL	ND@1	ND@10	ND@10	ND@100
	4/15/08	--	--	--	--	--	--	--	--	--
	5/20/08	--	--	--	--	--	--	--	--	--
	6/18/08	ND@1	ND@1	ND@1	ND@3	BDL	ND@1	ND@20	ND@10	ND@100
	7/22/08	--	--	--	--	--	--	--	--	--
	8/20/08	--	--	--	--	--	--	--	--	--
	9/3/08	ND@1	ND@1	ND@1	ND@3	BDL	ND@1	ND@20	ND@10	ND@100
	10/30/08 *	--	--	--	--	--	--	--	--	--
	11/10/08	--	--	--	--	--	--	--	--	--
	11/24/08 *	--	--	--	--	--	--	--	--	--
	12/12/08 *	--	--	--	--	--	--	--	--	--
	12/22/08	--	--	--	--	--	--	--	--	--
	1/28/09*	--	--	--	--	--	--	--	--	--
	2/4/09*	--	--	--	--	--	--	--	--	--
	3/24/09	ND@1	ND@1	ND@1	ND@3	BDL	1	ND@20	ND@10	ND@100
	4/30/09 *	--	--	--	--	--	--	--	--	--
	6/8/09	ND@1	ND@1	ND@1	ND@3	BDL	ND@1	ND@20	ND@10	ND@100
	7/7/09	--	--	--	--	--	--	--	--	--
	8/31/09	--	--	--	--	--	--	--	--	--
9/27/09	ND@1	ND@1	ND@1	ND@3	BDL	13.28	ND@20	ND@10	ND@100	
10/29/09	--	--	--	--	--	--	--	--	--	
11/5/09	--	--	--	--	--	--	--	--	--	
12/23/09	ND@1	ND@1	ND@1	ND@3	BDL	ND@1	ND@20	ND@10	ND@100	
1/12/2010 *	--	--	--	--	--	--	--	--	--	
2/18/2010 *	--	--	--	--	--	--	--	--	--	
3/10/10	ND@1	ND@1	ND@1	ND@3	BDL	ND@1	ND@20	ND@10	ND@100	
4/8/2010*	--	--	--	--	--	--	--	--	--	
5/21/2010*	--	--	--	--	--	--	--	--	--	
6/7/10	ND@1	ND@1	ND@1	ND@3	BDL	ND@1	ND@20	ND@10	ND@100	
7/13/10	--	--	--	--	--	--	--	--	--	
7/31/2010 *	--	--	--	--	--	--	--	--	--	
8/16/2010*	--	--	--	--	--	--	--	--	--	
9/20/10	ND@1	ND@1	ND@1	ND@3	BDL	ND@1	ND@20	ND@10	ND@100	
10/26/2010*	--	--	--	--	--	--	--	--	--	
11/23/2010*	--	--	--	--	--	--	--	--	--	
12/20/10	ND@1	ND@1	ND@1	ND@3	BDL	ND@1	ND@20	ND@10	ND@100	
2/3/11	--	--	--	--	--	--	--	--	--	
3/22/11	ND@1	ND@1	ND@1	ND@3	BDL	ND@1	ND@20	ND@10	ND@100	
4/28/11	--	--	--	--	--	--	--	--	--	
5/25/11	--	--	--	--	--	--	--	--	--	
6/28/11	ND@1	ND@1	ND@1	ND@3	BDL	ND@1	ND@20	ND@10	ND@100	
7/28/11	--	--	--	--	--	--	--	--	--	
8/2/11	--	--	--	--	--	--	--	--	--	
9/22/11	ND@1	ND@1	ND@1	ND@3	BDL	ND@1	ND@20	ND@10	ND@100	
10/6/11	--	--	--	--	--	--	--	--	--	
11/3/11	--	--	--	--	--	--	--	--	--	
12/8/11	ND@1	ND@1	ND@1	ND@3	BDL	ND@1	ND@20	ND@10	ND@100	
3/1/12	ND@1	ND@1	ND@1	ND@3	BDL	ND@1	ND@20	ND@10	ND@100	
6/5/12	ND@1	ND@1	ND@1	ND@3	BDL	ND@1	ND@20	ND@10	ND@100	
8/23/12	--	--	--	--	--	--	--	--	--	
12/6/12	ND@1	ND@1	ND@1	ND@3	BDL	ND@1	ND@20	ND@10	ND@100	
3/11/12	--	--	--	--	--	--	--	--	--	
6/6/13	ND@1	ND@1	ND@1	ND@3	BDL	ND@1	ND@20	ND@10	ND@100	
9/12/13	ND@1	ND@1	ND@1	ND@3	BDL	ND@1	ND@20	ND@10	ND@100	
12/18/13	ND@1	ND@1	ND@1	ND@3	BDL	ND@1	ND@20	ND@10	ND@100	
3/19/14	ND@0.5	ND@0.7	ND@0.8	ND@1.6	BDL	ND@0.5	ND@10	ND@0.8	ND@20	
6/16/14	ND@0.5	ND@0.5	ND@0.5	ND@1	BDL	ND@0.5	ND@10	ND@0.5	ND@20	
9/26/14	ND@0.5	ND@0.5	ND@0.5	ND@1	BDL	ND@0.5	ND@10	ND@0.5	ND@20	
12/8/14	ND@0.5	ND@0.5	ND@0.5	ND@1	BDL	ND@0.5	ND@10	ND@0.5	ND@20	
3/24/15	ND@1	ND@1	ND@1	ND@1	BDL	ND@1	ND@10	ND@1	ND@100	
MDE Groundwater Cleanup Standards		5	1,000	700	10,000	-	20	-	-	47

Table 2
Monitoring Well Groundwater Analytical Data
 7-Eleven Store No. 22281
 Fallston, Maryland

Well	Date	Benzene	Toluene	Ethylbenzene	Total Xylenes	BTEX	MTBE	TBA	TAME	TPH-GRO
MW-7 Continued	6/23/15	--	--	--	--	--	--	--	--	--
	9/22/15	--	--	--	--	--	--	--	--	--
	12/21/15	--	--	--	--	--	--	--	--	--
	3/9/16	ND@1	ND@1	ND@1	ND@1	BDL	ND@1	ND@10	ND@1	ND@100
	6/8/16	--	--	--	--	--	--	--	--	--
	9/19/16	--	--	--	--	--	--	--	--	--
	12/5/16	--	--	--	--	--	--	--	--	--
	3/13/17	ND@1	ND@1	ND@1	ND@3	BDL	ND@1	NA	NA	ND@100
	6/28/17	--	--	--	--	--	--	--	--	--
	9/19/17	--	--	--	--	--	--	--	--	--
	12/19/17	--	--	--	--	--	--	--	--	--
	3/8/18	ND@1	ND@1	ND@1	ND@3	BDL	ND@1	ND@10	ND@1	ND@100
	6/27/18	--	--	--	--	--	--	--	--	--
	9/12/18	--	--	--	--	--	--	--	--	--
	12/26/18	--	--	--	--	--	--	--	--	--
	3/14/19	ND@1	ND@1	ND@1	ND@3	BDL	ND@1	ND@10	ND@1	ND@100
	6/26/19	--	--	--	--	--	--	--	--	--
	9/17/19	--	--	--	--	--	--	--	--	--
	12/27/19	--	--	--	--	--	--	--	--	--
	3/26/20	ND@1	ND@1	ND@1	ND@10	BDL	ND@1	ND@10	ND@1	ND@47
	6/23/20	--	--	--	--	--	--	--	--	--
	9/29/20	--	--	--	--	--	--	--	--	--
	12/7/20	--	--	--	--	--	--	--	--	--
1/12/21	ND@1	ND@1	ND@1	ND@10	BDL	ND@1	ND@10	ND@1	ND@47	
3/29/21	ND@1	ND@1	ND@1	ND@10	BDL	ND@1	ND@10	ND@1	ND@47	
6/3/21	ND@1	ND@1	ND@1	ND@10	BDL	ND@1	ND@10 F1	ND@1	ND@47 H	
9/27/21	--	--	--	--	--	--	--	--	--	
MDE Groundwater Cleanup Standards		5	1,000	700	10,000	-	20	-	-	47

Table 2
Monitoring Well Groundwater Analytical Data
 7-Eleven Store No. 22281
 Fallston, Maryland

Well	Date	Benzene	Toluene	Ethylbenzene	Total Xylenes	BTEX	MTBE	TBA	TAME	TPH-GRO
MW-8A Installed- 3/21/07 Well Depth: 30' Screen: 5'-30' 4" diameter	3/28/07	ND@1	1	ND@100	ND@3	1	44	ND@10	ND@10	ND@100
	4/12/07	--	--	--	--	--	--	--	--	--
	5/14/07	--	--	--	--	--	--	--	--	--
	6/22/07	ND@1	ND@1	ND@100	ND@3	BDL	9	ND@10	ND@10	ND@100
	7/30/07	--	--	--	--	--	--	--	--	--
	8/23/07	--	--	--	--	--	--	--	--	--
	9/25/07	ND@1	ND@1	ND@100	ND@3	BDL	3	ND@10	ND@10	ND@100
	10/15/07	--	--	--	--	--	--	--	--	--
	11/26/07	--	--	--	--	--	--	--	--	--
	12/14/07	ND@1	ND@1	ND@100	ND@3	BDL	ND@1	ND@10	ND@10	ND@100
	1/29/08	--	--	--	--	--	--	--	--	--
	2/18/08	--	--	--	--	--	--	--	--	--
	3/14/08	ND@1	ND@1	ND@100	ND@3	BDL	3	ND@10	ND@10	ND@100
	4/15/08	--	--	--	--	--	--	--	--	--
	5/20/08	--	--	--	--	--	--	--	--	--
	6/18/08	ND@1	ND@1	ND@1	ND@3	BDL	2	ND@20	ND@10	ND@100
	7/22/08	--	--	--	--	--	--	--	--	--
	8/20/08	--	--	--	--	--	--	--	--	--
	9/3/08	ND@1	ND@1	ND@1	ND@3	BDL	2	ND@20	ND@10	ND@100
	10/30/08 *	--	--	--	--	--	--	--	--	--
	11/10/08	--	--	--	--	--	--	--	--	--
	11/24/08 *	--	--	--	--	--	--	--	--	--
	12/12/08 *	--	--	--	--	--	--	--	--	--
	12/22/08	--	--	--	--	--	--	--	--	--
	3/24/09	ND@1	ND@1	ND@1	ND@3	BDL	4	ND@20	ND@10	ND@100
	4/30/09 *	--	--	--	--	--	--	--	--	--
	6/8/09	ND@1	ND@1	ND@1	ND@3	BDL	2	ND@20	ND@10	ND@100
	7/7/09	--	--	--	--	--	--	--	--	--
	8/3/09	--	--	--	--	--	--	--	--	--
	9/27/09	ND@1	ND@1	ND@1	ND@3	BDL	5	ND@20	ND@10	ND@100
	10/29/09	--	--	--	--	--	--	--	--	--
	11/5/09	--	--	--	--	--	--	--	--	--
	12/23/09	ND@1	ND@1	ND@1	ND@3	BDL	7	ND@20	ND@10	ND@100
	1/12/2010 *	--	--	--	--	--	--	--	--	--
	2/18/2010 *	--	--	--	--	--	--	--	--	--
	3/10/10	ND@1	ND@1	ND@1	ND@3	BDL	17	ND@20	ND@10	ND@100
	4/8/2010*	--	--	--	--	--	--	--	--	--
	5/21/2010*	--	--	--	--	--	--	--	--	--
	6/7/10	ND@1	ND@1	ND@1	ND@3	BDL	13	ND@20	ND@10	ND@100
	7/13/10	--	--	--	--	--	--	--	--	--
	7/31/2010 *	--	--	--	--	--	--	--	--	--
	8/18/2010*	--	--	--	--	--	--	--	--	--
9/20/10	ND@1	ND@1	ND@1	ND@3	BDL	24	ND@20	ND@10	ND@100	
10/28/2010*	--	--	--	--	--	--	--	--	--	
11/23/2010*	--	--	--	--	--	--	--	--	--	
12/20/10	ND@1	ND@1	ND@1	ND@3	BDL	9	ND@20	ND@10	ND@100	
2/3/11	--	--	--	--	--	--	--	--	--	
3/22/11	ND@1	ND@1	ND@1	ND@3	BDL	21	ND@20	ND@10	ND@100	
4/26/11	--	--	--	--	--	--	--	--	--	
5/25/11	--	--	--	--	--	--	--	--	--	
6/29/11	ND@1	ND@1	ND@1	ND@3	BDL	30	ND@20	ND@10	ND@100	
7/28/11	--	--	--	--	--	--	--	--	--	
8/2/11	--	--	--	--	--	--	--	--	--	
9/22/11	ND@1	ND@1	ND@1	ND@3	BDL	30	ND@20	ND@10	ND@100	
10/6/11	--	--	--	--	--	--	--	--	--	
11/3/11	--	--	--	--	--	--	--	--	--	
12/8/11	ND@1	ND@1	ND@1	ND@3	BDL	33	ND@20	ND@10	ND@100	
3/1/12	ND@1	ND@1	ND@1	ND@3	BDL	32	ND@20	ND@10	ND@100	
6/5/12	ND@1	ND@1	ND@1	ND@3	BDL	19	ND@20	ND@10	ND@100	
8/23/12	--	--	--	--	--	--	--	--	--	
12/6/12	--	--	--	--	--	--	--	--	--	
3/1/12	--	--	--	--	--	--	--	--	--	
6/6/13	ND@1	ND@1	ND@1	ND@3	BDL	28	ND@20	ND@10	ND@100	
9/12/13	ND@1	ND@1	ND@1	ND@3	BDL	25	ND@20	ND@10	ND@100	
12/18/13	ND@1	ND@1	ND@1	ND@3	BDL	15	ND@20	ND@10	ND@100	
3/19/14	ND@0.5	ND@0.7	ND@0.8	ND@1.6	BDL	18	ND@10	ND@0.8	25	
6/16/14	ND@0.5	ND@0.5	ND@0.5	ND@1	BDL	17	ND@10	ND@0.5	ND@20	
9/26/14	ND@0.5	ND@0.5	ND@0.5	ND@1	BDL	18	ND@10	ND@0.5	23	
12/8/14	ND@0.5	ND@0.5	ND@0.5	ND@1	BDL	21	ND@10	0.7	ND@20	
3/24/15	ND@1	ND@1	ND@1	ND@2	BDL	13.5	ND@10	ND@1	ND@100	
6/23/15	ND@1	ND@1	ND@1	ND@2	BDL	21.3	ND@10	ND@1	ND@100	
9/22/15	ND@1	ND@1	ND@1	ND@2	BDL	24	ND@10	ND@1	ND@100	
12/21/15	ND@1	ND@1	ND@1	ND@2	BDL	23.4	ND@10	ND@1	ND@100	
3/9/16	ND@1	ND@1	ND@1	ND@2	BDL	30.7	ND@10	1.19	ND@100	
6/8/16	ND@1	ND@1	ND@1	ND@2	BDL	28	ND@10	1.12	ND@100	
9/19/16	ND@1	ND@1	ND@1	ND@2	BDL	30.4	ND@10	ND@1	ND@100	
12/5/16	ND@1	ND@1	ND@1	ND@2	BDL	30.8	ND@1	1.25	ND@100	
3/13/17	ND@1	ND@1	ND@1	ND@3	BDL	28.5	NA	NA	ND@100	
6/28/17	ND@1	ND@1	ND@1	ND@3	BDL	18	ND@10	ND@1	ND@100	
9/19/17	ND@1	ND@1	ND@1	ND@3	BDL	12.9	ND@10	ND@1	ND@100	
12/19/17	ND@1	ND@1	ND@1	ND@3	BDL	12.4	ND@10	ND@1	ND@100	
3/8/18	ND@1	ND@1	ND@1	ND@3	BDL	6.59	ND@10	ND@1	ND@100	
6/27/18	ND@1	ND@1	ND@1	ND@3	BDL	4.77	ND@10	ND@1	ND@100	
9/12/18	ND@1	ND@1	ND@1	ND@3	BDL	3.09	ND@10	ND@1	ND@100	
12/26/18	ND@1	ND@1	ND@1	ND@3	BDL	1.97	ND@10	ND@1	ND@100	
3/14/19	ND@1	ND@1	ND@1	ND@3	BDL	2.69	ND@10	ND@1	ND@100	
MDE Groundwater Cleanup Standards		5	1,000	700	10,000	-	20	-	-	47

Table 2
Monitoring Well Groundwater Analytical Data
 7-Eleven Store No. 22281
 Fallston, Maryland

Well	Date	Benzene	Toluene	Ethylbenzene	Total Xylenes	BTEX	MTBE	TBA	TAME	TPH-GRO
MW-8A Continued	6/26/19	ND@1	ND@1	ND@1	ND@3	BDL	2.47	ND@10	ND@1	ND@20
	9/17/19	ND@1	ND@1	ND@1	ND@10	BDL	2.88	ND@10	ND@1	ND@47
	12/27/19	ND@1	ND@1	ND@1	ND@10	BDL	1.95	ND@10	ND@1	ND@47
	3/26/20	ND@1	ND@1	ND@1	ND@10	BDL	ND@1	ND@10	ND@1	ND@47
	6/23/20	ND@1	ND@1	ND@1	ND@10	BDL	ND@1	ND@10	ND@1	ND@47
	9/29/20	ND@1	ND@1	ND@1	ND@10	BDL	ND@1	ND@10	ND@1	ND@47
	12/7/20	ND@1	ND@1	ND@1	ND@10	BDL	ND@1	ND@10	ND@1	ND@47
	3/29/21	ND@1	ND@1	ND@1	ND@10	BDL	ND@1	ND@10	ND@1	ND@47
	6/3/21	ND@1	ND@1	ND@1	ND@10	BDL	ND@1	ND@10	ND@1	ND@47 H
	9/27/21	ND@1	ND@1	ND@1	ND@10	BDL	ND@1	ND@10	ND@1	ND@47
MW-8B Installed-10/2/07 Well Depth: 50' Screen: 45'-50' 4" diameter	10/3/07	--	--	--	--	--	--	--	--	--
	10/15/07	ND@1	1	ND@1	ND@3	1	14	ND@10	ND@10	ND@100
	11/26/07	--	--	--	--	--	--	--	--	--
	12/14/07	ND@1	ND@1	ND@100	ND@3	BDL	15	ND@10	ND@10	ND@100
	1/23/08	--	--	--	--	--	--	--	--	--
	2/18/08	--	--	--	--	--	--	--	--	--
	3/14/08	--	--	--	--	--	--	--	--	--
	4/15/08	--	--	--	--	--	--	--	--	--
	5/20/08	--	--	--	--	--	--	--	--	--
	6/18/08	ND@1	ND@1	ND@1	ND@3	BDL	24	ND@20	--	ND@100
	7/22/08	--	--	--	--	--	--	--	--	--
	8/20/08	--	--	--	--	--	--	--	--	--
	9/3/08	ND@1	ND@1	ND@1	ND@3	BDL	28	ND@20	ND@10	ND@100
	10/30/08 *	--	--	--	--	--	--	--	--	--
	11/10/08	--	--	--	--	--	--	--	--	--
	11/24/08 *	--	--	--	--	--	--	--	--	--
	12/12/08 *	--	--	--	--	--	--	--	--	--
	12/22/08	--	--	--	--	--	--	--	--	--
	3/24/09	ND@1	ND@1	ND@1	ND@3	BDL	39	ND@20	ND@10	ND@100
	4/30/09 *	--	--	--	--	--	--	--	--	--
	6/8/09	ND@1	ND@1	ND@1	ND@3	BDL	64	25	ND@10	ND@100
	7/7/09	--	--	--	--	--	--	--	--	--
	8/31/09	--	--	--	--	--	--	--	--	--
	9/27/09	ND@1	ND@1	ND@1	ND@3	BDL	77	31	ND@10	ND@100
	10/29/09	--	--	--	--	--	--	--	--	--
	11/5/09	--	--	--	--	--	--	--	--	--
	12/23/09	ND@1	ND@1	ND@1	ND@3	BDL	93	31	ND@10	ND@100
	1/12/2010 *	--	--	--	--	--	--	--	--	--
	2/18/2010 *	--	--	--	--	--	--	--	--	--
	3/10/10	ND@1	ND@1	ND@1	ND@3	BDL	100	33	ND@10	ND@100
	4/8/2010*	--	--	--	--	--	--	--	--	--
	5/21/2010*	--	--	--	--	--	--	--	--	--
	6/7/10	ND@1	ND@1	ND@1	ND@3	BDL	56	ND@20	ND@10	ND@100
	7/13/10	--	--	--	--	--	--	--	--	--
	7/31/2010 *	--	--	--	--	--	--	--	--	--
	8/16/2010*	--	--	--	--	--	--	--	--	--
	9/20/10	ND@1	ND@1	ND@1	ND@3	BDL	65	ND@20	ND@10	ND@100
	10/26/2010*	--	--	--	--	--	--	--	--	--
	11/23/2010*	--	--	--	--	--	--	--	--	--
	12/20/10	ND@1	ND@1	ND@1	ND@3	BDL	56	ND@20	ND@10	ND@100
2/3/11	--	--	--	--	--	--	--	--	--	
3/22/11	ND@1	ND@1	ND@1	ND@3	BDL	34	ND@20	ND@10	ND@100	
4/26/11	--	--	--	--	--	--	--	--	--	
MDE Groundwater Cleanup Standards		5	1,000	700	10,000	-	20	-	-	47

Table 2
Monitoring Well Groundwater Analytical Data
 7-Eleven Store No. 22281
 Fallston, Maryland

Well	Date	Benzene	Toluene	Ethylbenzene	Total Xylenes	BTEX	MTBE	TBA	TAME	TPH-GRO
MW-8B Continued	5/25/11	--	--	--	--	--	--	--	--	--
	6/29/11	ND@1	ND@1	ND@1	ND@3	BDL	29	ND@20	ND@10	ND@100
	7/28/11	--	--	--	--	--	--	--	--	--
	8/2/11	--	--	--	--	--	--	--	--	--
	9/22/11	ND@1	ND@1	ND@1	ND@3	BDL	22	ND@20	ND@10	ND@100
	10/6/11	--	--	--	--	--	--	--	--	--
	11/3/11	--	--	--	--	--	--	--	--	--
	12/8/11	ND@1	ND@1	ND@1	ND@3	BDL	28	ND@20	ND@10	ND@100
	3/1/12	ND@1	ND@1	ND@1	ND@3	BDL	22	ND@20	ND@10	ND@100
	6/5/12	ND@1	ND@1	ND@1	ND@3	BDL	12	ND@20	ND@10	ND@100
	8/23/12	--	--	--	--	--	--	--	--	--
	12/6/12	ND@1	280	ND@1	ND@3	280	15	ND@20	ND@10	670
	3/11/12	--	--	--	--	--	--	--	--	--
	6/8/13	ND@1	2.1	ND@1	ND@3	2.1	17	ND@20	ND@10	ND@100
	9/12/13	ND@1	ND@1	ND@1	ND@3	BDL	14	ND@20	ND@10	ND@100
	12/18/13	ND@1	ND@1	ND@1	ND@3	BDL	7.1	ND@20	ND@10	ND@100
	3/19/14	ND@0.5	ND@0.7	ND@0.8	ND@1.6	BDL	3	ND@10	ND@0.8	ND@20
	6/16/14	ND@0.5	ND@0.5	ND@0.5	ND@1	BDL	11	ND@10	ND@0.5	ND@20
	9/26/14	ND@0.5	ND@0.5	ND@0.5	ND@1	BDL	8	ND@10	ND@0.5	ND@20
	12/8/14	ND@0.5	ND@0.5	ND@0.5	ND@1	BDL	7	ND@10	ND@0.5	ND@20
	3/24/15	ND@1	ND@1	ND@1	ND@2	BDL	4.57	ND@10	ND@1	ND@100
	6/23/15	ND@1	ND@1	ND@1	ND@2	BDL	5.67	ND@10	ND@1	ND@100
	9/22/15	ND@1	ND@1	ND@1	ND@2	BDL	4.23	ND@1	ND@1	ND@100
	12/21/15	ND@1	ND@1	ND@1	ND@2	BDL	3.4	ND@1	ND@1	ND@100
	3/9/16	ND@1	ND@1	ND@1	ND@2	BDL	2.97	ND@1	ND@1	ND@100
	6/8/16	ND@1	ND@1	ND@1	ND@2	BDL	2.12	ND@1	ND@1	ND@100
	9/19/16	ND@1	ND@1	ND@1	ND@2	BDL	1.04	ND@1	ND@1	ND@100
	12/5/16	ND@1	ND@1	ND@1	ND@2	BDL	1.44	ND@1	ND@1	ND@100
	3/13/17	ND@1	ND@1	ND@1	ND@3	BDL	ND@1	NA	NA	ND@100
	6/28/17	ND@1	ND@1	ND@1	ND@3	BDL	ND@1	ND@10	ND@1	ND@100
	9/19/17	--	--	--	--	--	--	--	--	--
	12/19/17	ND@1	ND@1	ND@1	ND@3	BDL	ND@1	ND@10	ND@1	ND@100
	3/8/18	ND@1	ND@1	ND@1	ND@3	BDL	ND@1	ND@10	ND@1	ND@100
	6/27/18	ND@1	ND@1	ND@1	ND@3	BDL	ND@1	ND@10	ND@1	ND@100
	9/12/18	ND@1	ND@1	ND@1	ND@3	BDL	ND@1	ND@10	ND@1	ND@100
	12/26/18	ND@1	ND@1	ND@1	ND@3	BDL	ND@1	ND@10	ND@1	ND@100
	3/14/19	ND@1	ND@1	ND@1	ND@3	BDL	ND@1	ND@10	ND@1	ND@100
	6/26/19	ND@1	ND@1	ND@1	ND@3	BDL	ND@1	ND@10	ND@1	ND@20
	9/17/19	ND@1	ND@1	ND@1	ND@10	BDL	ND@1	ND@10	ND@1	ND@47
	12/27/19	ND@1	ND@1	ND@1	ND@10	BDL	ND@1	ND@10	ND@1	ND@47
	3/26/20	ND@1	ND@1	ND@1	ND@10	BDL	ND@1	ND@10	ND@1	ND@47
	6/23/20	ND@1	ND@1	ND@1	ND@10	BDL	ND@1	ND@10	ND@1	ND@47
	9/29/20	ND@1	ND@1	ND@1	ND@10	BDL	ND@1	ND@10	ND@1	ND@47
	12/7/20	ND@1	ND@1	ND@1	ND@10	BDL	ND@1	ND@10	ND@1	ND@47
	3/29/21	ND@1	ND@1	ND@1	ND@10	BDL	ND@1	ND@10	ND@1	ND@47
	6/4/21	ND@1	ND@1	ND@1	ND@10	BDL	ND@1	ND@10	ND@1	ND@47
	9/27/21	ND@1	ND@1	ND@1	ND@10	BDL	ND@1	ND@10	ND@1	ND@47
MDE Groundwater Cleanup Standards		5	1,000	700	10,000	-	20	-	-	47
MW-8C Installed-10/12/15 Well Depth: 190' Bedrock MW 6" diameter	12/21/15	ND@1	ND@1	ND@1	ND@2	BDL	3.88	ND@1	ND@1	ND@100
	3/9/16	ND@1	2.21	ND@1	ND@2	2.21	1.35	ND@1	ND@1	ND@100
	6/8/16	ND@1	ND@1	ND@1	ND@2	BDL	ND@1	ND@1	ND@1	ND@100
	9/19/16	ND@1	ND@1	ND@1	ND@2	BDL	ND@1	ND@1	ND@1	ND@100
	12/5/16	ND@1	ND@1	ND@1	ND@2	BDL	3.73	ND@1	ND@1	ND@100
	3/13/17	ND@1	ND@1	ND@1	ND@3	BDL	ND@1	NA	NA	ND@100
	6/28/17	ND@1	ND@1	ND@1	ND@3	BDL	ND@1	ND@10	ND@1	ND@100
	9/19/17	ND@1	ND@1	ND@1	ND@3	BDL	7.95	ND@10	ND@1	ND@100
	12/19/17	ND@1	ND@1	ND@1	ND@3	BDL	ND@1	ND@10	ND@1	ND@100
	3/8/18	ND@1	ND@1	ND@1	ND@3	BDL	ND@1	ND@10	ND@1	ND@100
	6/27/18	ND@1	ND@1	ND@1	ND@3	BDL	ND@1	ND@10	ND@1	ND@100
	9/12/18	ND@1	ND@1	ND@1	ND@3	BDL	ND@1	ND@10	ND@1	ND@100
	12/26/18	ND@1	ND@1	ND@1	ND@3	BDL	ND@1	ND@10	ND@1	ND@100
	3/14/19	ND@1	ND@1	ND@1	ND@3	BDL	ND@1	ND@10	ND@1	ND@100
	6/26/19	ND@1	ND@1	ND@1	ND@3	BDL	ND@1	ND@10	ND@1	ND@20
	9/17/19	ND@1	ND@1	ND@1	ND@10	BDL	ND@1	ND@10	ND@1	ND@47
	12/27/19	ND@1	ND@1	ND@1	ND@10	BDL	ND@1	ND@10	ND@1	ND@47
	3/26/20	ND@1	ND@1	ND@1	ND@10	BDL	ND@1	ND@10	ND@1	ND@47
6/23/20	ND@1	ND@1	ND@1	ND@10	BDL	ND@1	ND@10	ND@1	ND@47	
9/29/20	ND@1	ND@1	ND@1	ND@10	BDL	ND@1	ND@10	ND@1	ND@47	
12/7/20	ND@1	ND@1	ND@1	ND@10	BDL	ND@1	ND@10	ND@1	ND@47	
3/29/21	ND@1	ND@1	ND@1	ND@10	BDL	ND@1	ND@10	ND@1	ND@47	
6/4/21	ND@1	ND@1	ND@1	ND@10	BDL	ND@1	ND@10	ND@1	ND@47	
9/27/21	ND@1	ND@1	ND@1	ND@10	BDL	ND@1	ND@10	ND@1	ND@47	
MDE Groundwater Cleanup Standards		5	1,000	700	10,000	-	20	-	-	47

Table 2
Monitoring Well Groundwater Analytical Data
 7-Eleven Store No. 22281
 Fallston, Maryland

Well	Date	Benzene	Toluene	Ethylbenzene	Total Xylenes	BTEX	MTBE	TBA	TAME	TPH-GRO
MW-9 Installed-1/21/10 Well Depth: 35' Screen: 5'-35' 4" diameter	3/10/10	ND@1	ND@1	ND@1	ND@3	BDL	1800	490	75	1600
	4/8/2010*	--	--	--	--	--	--	--	--	--
	5/21/2010*	--	--	--	--	--	--	--	--	--
	6/7/10	ND@1	ND@1	ND@1	ND@3	BDL	990	290	33	910
	7/13/10	--	--	--	--	--	--	--	--	--
	7/31/2010 *	--	--	--	--	--	--	--	--	--
	8/16/2010*	--	--	--	--	--	--	--	--	--
	9/20/10	ND@1	ND@1	ND@1	ND@3	BDL	990	340	34	1100
	10/26/2010*	--	--	--	--	--	--	--	--	--
	11/23/2010*	--	--	--	--	--	--	--	--	--
	12/20/10	ND@1	ND@1	ND@1	ND@3	BDL	1400	470	48	1400
	2/3/11	--	--	--	--	--	--	--	--	--
	3/22/11	ND@1	ND@1	ND@1	ND@3	BDL	1100	340	42	850
	4/26/11	ND@1	ND@1	ND@1	ND@3	BDL	1300	320	59	1800
	5/25/11	ND@1	ND@1	ND@1	ND@3	BDL	1200	150	53	1500
	6/29/11	ND@1	ND@1	ND@1	ND@3	BDL	1600	200	68	1700
	7/28/11	--	--	--	--	--	--	--	--	--
	8/2/11	--	--	--	--	--	--	--	--	--
	9/22/11	ND@1	ND@1	ND@1	ND@3	BDL	2200	690	ND@100	1300
	10/6/11	--	--	--	--	--	--	--	--	--
	11/3/11	--	--	--	--	--	--	--	--	--
	12/8/11	ND@1	ND@1	ND@1	ND@3	BDL	2000	560	95	1500
	3/1/12	ND@1	ND@1	ND@1	ND@3	BDL	1800	790	81	2300
	6/5/12	1.3	ND@1	ND@1	ND@3	1.3	3900	1600	160	3800
	8/23/12	--	--	--	--	--	--	--	--	--
	12/6/12	ND@1	ND@1	ND@1	ND@3	BDL	1600	840	90	1900
	3/11/12	--	--	--	--	--	--	--	--	--
	6/6/13	ND@1	ND@1	ND@1	ND@3	BDL	2000	920	83	2100
	9/12/13	ND@1	ND@1	ND@1	ND@3	BDL	2300	1500	100	2100
	12/18/13	ND@1	ND@1	ND@1	ND@3	BDL	950	360	35	730
	3/19/14	ND@0.5	ND@0.7	ND@0.8	ND@1.6	BDL	1100	510	44	970
	6/16/14	ND@0.5	ND@0.5	ND@0.5	ND@1	BDL	750	360	31	640
	9/26/14	ND@0.5	ND@0.5	ND@0.5	ND@1	BDL	560	200	16	500
	12/8/14	ND@0.5	ND@0.5	ND@0.5	ND@1	BDL	900	370	35	800
	3/24/15	ND@1	ND@1	ND@1	ND@2	BDL	557	203	21.4	435
	6/23/15	ND@1	ND@1	ND@1	ND@2	BDL	554	173	17.2	ND@100
	9/22/15	ND@1	ND@1	ND@1	ND@2	BDL	896	321	29.6	979
	12/21/15	ND@1	ND@1	ND@1	ND@2	BDL	274	89.8	11.8	256
	3/9/16	ND@1	ND@1	ND@1	ND@2	BDL	340	109	14.2	451
	6/8/16	ND@1	ND@1	ND@1	ND@2	BDL	237	53.2	6.97	243
	9/19/16	--	--	--	--	--	--	--	--	--
	12/5/16	ND@1	ND@1	ND@1	ND@2	BDL	112	ND@10	4.02	130
	3/13/17	ND@1	ND@1	ND@1	ND@3	BDL	123	NA	NA	162
	6/28/17	ND@1	ND@1	ND@1	ND@3	BDL	100	44.2	3.04	175
	9/19/17	ND@1	ND@1	ND@1	ND@3	BDL	193	26.7	5.37	165
	12/19/17	ND@1	ND@1	ND@1	ND@3	BDL	22.8	ND@10	ND@1	ND@100
	3/8/18	ND@1	ND@1	ND@1	ND@3	BDL	57.5	ND@10	1.84	ND@100
	6/27/18	ND@1	ND@1	ND@1	ND@3	BDL	23.4	ND@10	ND@1	ND@100
	9/12/18	ND@1	ND@1	ND@1	ND@3	BDL	66.4	ND@10	1.96	ND@100
	12/26/18	ND@1	ND@1	ND@1	ND@3	BDL	22.6	ND@10	ND@1	ND@100
3/14/19	ND@1	ND@1	ND@1	ND@3	BDL	14.5	ND@10	ND@1	34.2	
6/26/19	ND@1	ND@1	ND@1	ND@3	BDL	19.5	ND@10	ND@1	30.9	
9/17/19	ND@1	ND@1	ND@1	ND@10	BDL	6.64	ND@10	ND@1	ND@47	
12/27/19	ND@1	ND@1	ND@1	ND@10	BDL	15.4	ND@10	ND@1	ND@47	
3/26/20	ND@1	ND@1	ND@1	ND@10	BDL	5.95	ND@10	ND@1	ND@47	
6/23/20	ND@1	ND@1	ND@1	ND@10	BDL	6.18	ND@10	ND@1	ND@47	
9/29/20	ND@1	ND@1	ND@1	ND@10	BDL	4.9	ND@10	ND@1	ND@47	
12/7/20	ND@1	ND@1	ND@1	ND@10	BDL	2.94	ND@10	ND@1	ND@47	
3/29/21	ND@1	ND@1	ND@1	ND@10	BDL	5.04	ND@10	ND@1	ND@47	
6/3/21	ND@1	ND@1	ND@1	ND@10	BDL	ND@1	ND@10	ND@1	ND@47	
9/27/21	ND@1	ND@1	ND@1	ND@10	BDL	1.13	ND@10	ND@1	ND@47	
MDE Groundwater Cleanup Standards		5	1,000	700	10,000	-	20	-	-	47

Table 2
Monitoring Well Groundwater Analytical Data
 7-Eleven Store No. 22281
 Fallston, Maryland

Well	Date	Benzene	Toluene	Ethylbenzene	Total Xylenes	BTEX	MTBE	TBA	TAME	TPH-GRO
MW-10 Installed-1/21/10 Well Depth: 35' Screen: 5'-35' 4" diameter	3/10/10	6	ND@1	ND@1	11	17	17000	5400	810	18000
	4/8/2010*	--	--	--	--	--	--	--	--	--
	5/21/2010*	--	--	--	--	--	--	--	--	--
	6/7/10	1	ND@1	ND@1	1	2	4700	1700	350	5200
	7/13/10	--	--	--	--	--	--	--	--	--
	7/31/2010*	--	--	--	--	--	--	--	--	--
	8/16/2010*	--	--	--	--	--	--	--	--	--
	9/20/10	1	ND@1	ND@1	1	2	5600	5700	250	6900
	10/26/2010*	--	--	--	--	--	--	--	--	--
	11/23/2010*	--	--	--	--	--	--	--	--	--
	12/20/10	2	ND@1	ND@1	4	6	11000	9600	470	12000
	2/3/11	--	--	--	--	--	--	--	--	--
	3/22/11	ND@1	ND@1	ND@1	ND@3	BDL	5700	4600	240	5900
	4/26/11	2	ND@1	ND@1	3	5	5600	8000	290	8000
	5/25/11	2	ND@1	ND@1	3	5	5800	8000	270	7500
	6/29/11	ND@5	ND@5	ND@5	ND@15	BDL	4100	4400	180	4800
	7/28/11	--	--	--	--	--	--	--	--	--
	8/2/11	--	--	--	--	--	--	--	--	--
	9/22/11	ND@20	ND@20	ND@20	ND@60	BDL	2700	1700	180	1800
	10/6/11	--	--	--	--	--	--	--	--	--
	11/3/11	--	--	--	--	--	--	--	--	--
	12/8/11	ND@1	ND@1	ND@1	ND@3	BDL	2700	2900	120	1900
	3/1/12	ND@1	ND@1	ND@1	ND@3	BDL	1100	1100	51	1500
	6/5/12	ND@1	ND@1	ND@1	ND@3	BDL	1000	920	34	1100
	8/23/12	--	--	--	--	--	--	--	--	--
	12/6/12	ND@1	ND@1	ND@1	ND@3	BDL	1000	1500	50	1100
	3/11/12	--	--	--	--	--	--	--	--	--
	6/6/13	ND@1	ND@1	ND@1	ND@3	BDL	520	810	23	660
	9/12/13	ND@1	ND@1	ND@1	ND@3	BDL	370	710	16	380
	12/18/13	ND@1	ND@1	ND@1	ND@3	BDL	440	610	17	390
	3/19/14	ND@0.5	ND@0.7	ND@0.8	ND@1.6	BDL	290	680	13	280
	6/16/14	ND@0.5	ND@0.5	ND@0.5	ND@1	BDL	320	810	14	270
	9/26/14	ND@0.5	ND@0.5	ND@0.5	ND@1	BDL	200	280	7	260
	12/8/14	ND@0.5	ND@0.5	ND@0.5	ND@1	BDL	290	250	12	230
	3/24/15	ND@1	ND@1	ND@1	ND@2	BDL	197	167	7.72	175
	6/23/15	ND@1	ND@1	ND@1	ND@2	BDL	180	83.1	5.72	ND@100
	9/22/15	ND@1	ND@1	ND@1	ND@2	BDL	114	47.6	4	121
	12/21/15	ND@1	ND@1	ND@1	ND@2	BDL	171	50.5	7.29	179
	3/9/16	ND@1	ND@1	ND@1	ND@2	BDL	153	45.6	6.19	190
	6/8/16	ND@1	ND@1	ND@1	ND@2	BDL	116	21.3	3.78	120
	9/19/16	--	--	--	--	--	--	--	--	--
	12/5/16	ND@1	ND@1	ND@1	ND@2	BDL	127	24.7	5.16	147
	3/13/17	ND@1	ND@1	ND@1	ND@3	BDL	130	NA	NA	165
	6/28/17	ND@1	ND@1	ND@1	ND@3	BDL	65.6	ND@10	2.12	ND@100
	9/19/17	ND@1	ND@1	ND@1	ND@3	BDL	59	14.3	1.75	ND@100
	12/19/17	ND@1	ND@1	ND@1	ND@3	BDL	84.1	12.6	2.48	ND@100
	3/8/18	ND@1	ND@1	ND@1	ND@3	BDL	88.1	ND@10	2.9	124
	6/27/18	ND@1	ND@1	ND@1	ND@3	BDL	31.5	ND@10	ND@1	ND@100
	9/12/18	ND@1	ND@1	ND@1	ND@3	BDL	25.1	ND@10	ND@1	ND@100
	12/26/18	ND@1	ND@1	ND@1	ND@3	BDL	14.5	ND@10	ND@1	ND@100
	3/14/19	ND@1	ND@1	ND@1	ND@3	BDL	16.4	ND@10	ND@1	25.7
	6/26/19	ND@1	ND@1	ND@1	ND@3	BDL	16.7	ND@10	ND@1	25.0
	9/17/19	ND@1	ND@1	ND@1	ND@10	BDL	14.5	ND@10	ND@1	ND@47
	12/27/19	ND@1	ND@1	ND@1	ND@10	BDL	18.2	ND@10	ND@1	ND@47
	3/26/20	ND@1	ND@1	ND@1	ND@10	BDL	3.93	ND@10	ND@1	ND@47
	6/23/20	ND@1	ND@1	ND@1	ND@10	BDL	5.64	ND@10	ND@1	ND@47
	9/29/20	ND@1	ND@1	ND@1	ND@10	BDL	1.96	ND@10	ND@1	ND@47
12/7/20	ND@1	ND@1	ND@1	ND@10	BDL	5.73	ND@10	ND@1	ND@47	
3/29/21	ND@1	ND@1	ND@1	ND@10	BDL	3.86	ND@10	ND@1	ND@47	
6/3/21	ND@1	ND@1	ND@1	ND@10	BDL	1.80	ND@10	ND@1	ND@47	
9/27/21	ND@1	ND@1	ND@1	ND@10	BDL	1.22	ND@10	ND@1	ND@47	
MDE Groundwater Cleanup Standards		5	1,000	700	10,000	-	20	-	-	47

Table 2
Monitoring Well Groundwater Analytical Data
 7-Eleven Store No. 22281
 Fallston, Maryland

Well	Date	Benzene	Toluene	Ethylbenzene	Total Xylenes	BTEX	MTBE	TBA	TAME	TPH-GRO
MW-11 Installed-12/20/10 Well Depth: 35' Screen: 10'-35' 2" diameter	2/3/11	--	--	--	--	--	--	--	--	--
	3/22/11	4	ND@1	ND@1	7	11	8800	9600	440	10000
	4/26/11	2	ND@1	ND@1	3	5	5800	7200	300	7600
	5/25/11	1	ND@1	ND@1	1	2	3900	3500	200	5200
	6/29/11	ND@5	ND@5	ND@5	ND@15	BDL	4000	4300	170	4400
	7/28/11	--	--	--	--	--	--	--	--	--
	8/2/11	--	--	--	--	--	--	--	--	--
	9/22/11	ND@20	ND@20	ND@20	ND@60	BDL	3300	2300	ND@200	1900
	10/6/11	--	--	--	--	--	--	--	--	--
	11/3/11	--	--	--	--	--	--	--	--	--
	12/8/11	ND@1	ND@1	ND@1	ND@3	BDL	2200	2700	91	1500
	3/1/12	ND@1	ND@1	ND@1	ND@3	BDL	1100	1300	51	1500
	6/5/12	ND@1	ND@1	ND@1	ND@3	BDL	900	1100	30	950
	8/23/12	--	--	--	--	--	--	--	--	--
	12/6/12	ND@1	ND@1	ND@1	ND@3	BDL	1400	2800	76	1500
	3/11/12	--	--	--	--	--	--	--	--	--
	6/6/13	ND@1	ND@1	ND@1	ND@3	BDL	590	1700	25	690
	9/12/13	ND@1	ND@1	ND@1	ND@3	BDL	450	1200	21	480
	12/18/13	ND@1	ND@1	ND@1	ND@3	BDL	640	1700	26	560
	3/19/14	ND@0.5	ND@0.7	ND@0.8	ND@1.6	BDL	330	1300	14	320
	6/16/14	ND@0.5	ND@0.5	ND@0.5	ND@1	BDL	230	170	8	190
	9/26/14	ND@0.5	ND@0.5	ND@0.5	ND@1	BDL	92	140	3	130
	12/8/14	ND@0.5	ND@0.5	ND@0.5	ND@1	BDL	200	330	8	150
	3/24/15	ND@1	ND@1	ND@1	ND@2	BDL	120	133	4.3	102
	6/23/15	ND@1	ND@1	ND@1	ND@2	BDL	89.2	27.1	2.6	ND@100
	9/22/15	ND@1	ND@1	ND@1	ND@2	BDL	9.39	ND@1	ND@1	ND@100
	12/21/15	ND@1	ND@1	ND@1	ND@2	BDL	73.7	19.2	2.62	ND@100
	3/9/16	ND@1	ND@1	ND@1	ND@2	BDL	61.9	ND@10	2.12	ND@100
	6/8/16	ND@1	ND@1	ND@1	ND@2	BDL	4.45	ND@10	ND@1	ND@100
	9/19/16	--	--	--	--	--	--	--	--	--
	12/5/16	ND@1	ND@1	ND@1	ND@2	BDL	10.6	ND@10	ND@1	ND@100
	3/13/17	ND@1	ND@1	ND@1	ND@2	BDL	19	NA	NA	ND@100
	6/28/17	ND@1	ND@1	ND@1	ND@2	BDL	10.7	ND@10	ND@1	ND@100
	9/19/17	ND@1	ND@1	ND@1	ND@2	BDL	17.4	ND@10	ND@1	ND@100
	12/19/17	ND@1	ND@1	ND@1	ND@2	BDL	12.4	ND@10	ND@1	ND@100
	3/8/18	ND@1	ND@1	ND@1	ND@3	BDL	16.1	ND@10	ND@1	ND@100
	6/27/18	ND@1	ND@1	ND@1	ND@3	BDL	8.12	ND@10	ND@1	ND@100
	9/12/18	ND@1	ND@1	ND@1	ND@3	BDL	8.86	ND@10	ND@1	ND@100
	12/26/18	ND@1	ND@1	ND@1	ND@3	BDL	1.12	ND@10	ND@1	ND@100
	3/14/19	ND@1	ND@1	ND@1	ND@3	BDL	1.09	ND@10	ND@1	ND@100
	6/26/19	ND@1	ND@1	ND@1	ND@3	BDL	1.04	ND@10	ND@1	ND@20
	9/17/19	ND@1	ND@1	ND@1	ND@10	BDL	1.04	ND@10	ND@1	ND@47
	12/27/19	ND@1	ND@1	ND@1	ND@10	BDL	1.96	ND@10	ND@1	ND@47
	3/26/20	ND@1	ND@1	ND@1	ND@10	BDL	1.19	ND@10	ND@1	ND@47
	6/23/20	ND@1	ND@1	ND@1	ND@10	BDL	4.29	ND@10*	ND@1	ND@47
	9/29/20	ND@1	ND@1	ND@1	ND@10	BDL	ND@1	ND@10	ND@1	ND@47
	12/7/20	ND@1	ND@1	ND@1	ND@10	BDL	1.38	ND@10	ND@1	ND@47
3/29/21	ND@1	ND@1	ND@1	ND@10	BDL	1.38	ND@10	ND@1	ND@47	
6/3/21	ND@1	ND@1	ND@1	ND@10	BDL	ND@1	ND@10	ND@1	ND@47	
9/27/21	ND@1	ND@1	ND@1	ND@10	BDL	ND@1	ND@10	ND@1	ND@47	
MDE Groundwater Cleanup Standards		5	1,000	700	10,000	-	20	-	-	47

Table 2
Monitoring Well Groundwater Analytical Data
 7-Eleven Store No. 22281
 Fallston, Maryland

Well	Date	Benzene	Toluene	Ethylbenzene	Total Xylenes	BTEX	MTBE	TBA	TAME	TPH-GRO
MW-12 Installed-12/21/10 Well Depth: 35' Screen: 10'-35' 2" diameter	2/3/11	--	--	--	--	--	--	--	--	--
	3/22/11	ND@1	ND@1	ND@1	ND@3	BDL	420	84	13	340
	4/26/11	ND@1	ND@1	ND@1	ND@3	BDL	530	94	18	700
	5/25/11	ND@1	ND@1	ND@1	ND@3	BDL	520	390	17	660
	6/29/11	ND@5	ND@5	ND@5	ND@15	BDL	540	110	ND@50	610
	7/28/11	--	--	--	--	--	--	--	--	--
	8/2/11	--	--	--	--	--	--	--	--	--
	9/22/11	ND@5	ND@5	ND@5	ND@15	BDL	380	ND@100	ND@50	270
	10/6/11	--	--	--	--	--	--	--	--	--
	11/3/11	--	--	--	--	--	--	--	--	--
	12/8/11	ND@1	ND@1	ND@1	ND@3	BDL	490	88	14	400
	3/1/12	ND@1	ND@1	ND@1	ND@3	BDL	380	120	12	490
	6/5/12	ND@1	ND@1	ND@1	ND@3	BDL	240	46	ND@10	300
	8/23/12	--	--	--	--	--	--	--	--	--
	12/6/12	ND@1	ND@1	ND@1	ND@3	BDL	160	32	ND@10	170
	3/1/12	--	--	--	--	--	--	--	--	--
	6/6/13	ND@1	ND@1	ND@1	ND@3	BDL	140	ND@20	ND@10	150
	9/12/13	ND@1	ND@1	ND@1	ND@3	BDL	70	ND@20	ND@10	ND@100
	12/18/13	ND@1	ND@1	ND@1	ND@3	BDL	13	ND@20	ND@10	ND@100
	3/19/14	ND@0.5	ND@0.7	ND@0.8	ND@1.6	BDL	15	ND@10	ND@0.8	22
	6/16/14	ND@0.5	ND@0.5	ND@0.5	ND@1	BDL	15	ND@10	ND@0.5	ND@20
	9/26/14	ND@0.5	ND@0.5	ND@0.5	ND@1	BDL	7	ND@10	ND@0.5	ND@20
	12/8/14	ND@0.5	ND@0.5	ND@0.5	ND@1	BDL	10	ND@10	ND@0.5	ND@20
	3/24/15	ND@1	ND@1	ND@1	ND@2	BDL	2.95	ND@10	ND@1	ND@100
	6/23/15	ND@1	ND@1	ND@1	ND@2	BDL	3.73	ND@10	ND@1	ND@100
	9/22/15	ND@1	ND@1	ND@1	ND@2	BDL	2.58	ND@10	ND@1	ND@100
	12/21/15	ND@1	ND@1	ND@1	ND@2	BDL	1.78	ND@10	ND@1	ND@100
	3/9/16	ND@1	ND@1	ND@1	ND@2	BDL	2.82	ND@10	ND@1	ND@100
	6/8/16	ND@1	ND@1	ND@1	ND@2	BDL	1.79	ND@10	ND@1	ND@100
	9/19/16	--	--	--	--	--	--	--	--	--
	12/5/16	ND@1	ND@1	ND@1	ND@2	BDL	1.29	ND@10	ND@1	ND@100
	3/13/17	ND@1	ND@1	ND@1	ND@3	BDL	1.49	NA	NA	ND@100
	6/28/17	ND@1	ND@1	ND@1	ND@3	BDL	1.42	ND@10	ND@1	ND@100
	9/19/17	ND@1	ND@1	ND@1	ND@3	BDL	1.51	ND@10	ND@1	ND@100
	12/19/17	ND@1	ND@1	ND@1	ND@3	BDL	2.13	ND@10	ND@1	ND@100
	3/8/18	ND@1	ND@1	ND@1	ND@3	BDL	2.01	ND@10	ND@1	ND@100
	6/27/18	ND@1	ND@1	ND@1	ND@3	BDL	2.58	ND@10	ND@1	ND@100
	9/12/18	ND@1	ND@1	ND@1	ND@3	BDL	3.06	ND@10	ND@1	ND@100
	12/26/18	ND@1	ND@1	ND@1	ND@3	BDL	2.04	ND@10	ND@1	ND@100
	3/14/19	ND@1	ND@1	ND@1	ND@3	BDL	1.49	ND@10	ND@1	ND@100
	6/26/19	ND@1	ND@1	ND@1	ND@3	BDL	1.16	ND@10	ND@1	ND@20
	9/17/19	ND@1	ND@1	ND@1	ND@10	BDL	1.08	ND@10	ND@1	ND@47
	12/27/19	ND@1	ND@1	ND@1	ND@10	BDL	ND@1	ND@10	ND@1	ND@47
	3/26/20	ND@1	ND@1	ND@1	ND@10	BDL	ND@1	ND@10	ND@1	ND@47
	6/23/20	ND@1	ND@1	ND@1	ND@10	BDL	1.33	ND@10*	ND@1	ND@47
	9/29/20	ND@1	ND@1	ND@1	ND@10	BDL	ND@1	ND@10	ND@1	ND@47
	12/7/20	ND@1	ND@1	ND@1	ND@10	BDL	ND@1	ND@10	ND@1	ND@47
3/29/21	ND@1	ND@1	ND@1	ND@10	BDL	ND@1	ND@10	ND@1	ND@47	
6/3/21	ND@1	ND@1	ND@1	ND@10	BDL	ND@1	ND@10	ND@1	ND@47	
9/27/21	ND@1	ND@1	ND@1	ND@10	BDL	ND@1	ND@10	ND@1	ND@47	
MDE Groundwater Cleanup Standards		5	1,000	700	10,000	-	20	-	-	47

Table 2
Monitoring Well Groundwater Analytical Data
 7-Eleven Store No. 22281
 Fallston, Maryland

Well	Date	Benzene	Toluene	Ethylbenzene	Total Xylenes	BTEX	MTBE	TBA	TAME	TPH-GRO
MW-13 Installed-12/20/10 Well Depth: 35' Screen: 10'-35' 2" diameter	2/3/11	--	--	--	--	--	--	--	--	--
	3/22/11	ND@1	ND@1	ND@1	ND@3	BDL	510	96	19	410
	4/26/11	ND@1	ND@1	ND@1	ND@3	BDL	560	99	24	730
	5/25/11	ND@1	ND@1	ND@1	ND@3	BDL	700	42	28	880
	6/29/11	ND@5	ND@5	ND@5	ND@15	BDL	770	ND@100	ND@50	750
	7/28/11	--	--	--	--	--	--	--	--	--
	8/2/11	--	--	--	--	--	--	--	--	--
	9/22/11	ND@5	ND@5	ND@5	ND@15	BDL	850	170	ND@50	530
	10/6/11	--	--	--	--	--	--	--	--	--
	11/3/11	--	--	--	--	--	--	--	--	--
	12/8/11	ND@1	ND@1	ND@1	ND@3	BDL	1100	92	47	840
	3/1/12	ND@1	ND@1	ND@1	ND@3	BDL	1600	210	82	2000
	6/5/12	ND@1	ND@1	ND@1	ND@3	BDL	1200	130	53	1400
	8/23/12	--	--	--	--	--	--	--	--	--
	12/6/12	ND@1	ND@1	ND@1	ND@3	BDL	770	450	40	900
	3/11/12	--	--	--	--	--	--	--	--	--
	6/6/13	ND@1	ND@1	ND@1	ND@3	BDL	860	290	39	1000
	9/12/13	ND@1	ND@1	ND@1	ND@3	BDL	880	280	41	840
	12/18/13	ND@1	ND@1	ND@1	ND@3	BDL	570	180	21	450
	3/19/14	ND@0.5	ND@0.7	ND@0.8	ND@1.6	BDL	790	180	36	860
	6/16/14	ND@0.5	ND@0.5	ND@0.5	ND@1	BDL	500	130	21	400
	9/26/14	ND@0.5	ND@0.5	ND@0.5	ND@1	BDL	430	140	20	540
	12/8/14	ND@0.5	ND@0.5	ND@0.5	ND@1	BDL	260	60	11	310
	3/24/15	ND@1	ND@1	ND@1	ND@2	BDL	355	82.5	15.3	320
	6/23/15	ND@1	ND@1	ND@1	ND@2	BDL	327	71.1	11.5	ND@100
	9/22/15	ND@1	ND@1	ND@1	ND@2	BDL	71.1	21.4	2.81	ND@100
	12/21/15	ND@1	ND@1	ND@1	ND@2	BDL	241	47.8	12.9	211
	3/9/16	ND@1	ND@1	ND@1	ND@2	BDL	160	36.1	7.2	198
	6/8/16	ND@1	ND@1	ND@1	ND@2	BDL	135	31.3	4.59	129
	9/19/16	--	--	--	--	--	--	--	--	--
	12/5/16	ND@1	ND@1	ND@1	ND@2	BDL	31.2	ND@10	1.37	ND@100
	3/13/17	ND@1	ND@1	ND@1	ND@3	BDL	23.2	NA	NA	ND@100
	6/28/17	ND@1	ND@1	ND@1	ND@3	BDL	78.6	30.4	3.09	ND@100
	9/19/17	ND@1	ND@1	ND@1	ND@3	BDL	110	15.6	3.96	ND@100
	12/19/17	ND@1	ND@1	ND@1	ND@3	BDL	94	20.1	3.54	ND@100
	3/8/18	ND@1	ND@1	ND@1	ND@3	BDL	52.3	ND@10	2.16	ND@100
	6/27/18	ND@1	ND@1	ND@1	ND@3	BDL	24.9	ND@10	ND@1	ND@100
	9/12/18	ND@1	ND@1	ND@1	ND@3	BDL	16.1	ND@10	ND@1	ND@100
	12/26/18	ND@1	ND@1	ND@1	ND@3	BDL	ND@1	ND@10	ND@1	ND@100
	3/14/19	ND@1	ND@1	ND@1	ND@3	BDL	1.35	ND@10	ND@1	ND@100
	6/26/19	ND@1	ND@1	ND@1	ND@3	BDL	ND@1	ND@10	ND@1	ND@20
	9/17/19	ND@1	ND@1	ND@1	ND@10	BDL	ND@1	ND@10	ND@1	ND@47
	12/27/19	ND@1	ND@1	ND@1	ND@10	BDL	1.27	ND@10	ND@1	ND@47
	3/26/20	ND@1	ND@1	ND@1	ND@10	BDL	ND@1	ND@10	ND@1	ND@47
	6/23/20	ND@1	ND@1	ND@1	ND@10	BDL	1.08	ND@10*	ND@1	ND@47
	9/29/20	ND@1	ND@1	ND@1	ND@10	BDL	ND@1	ND@10	ND@1	ND@47
	12/7/20	ND@1	ND@1	ND@1	ND@10	BDL	ND@1	ND@10	ND@1	ND@47
3/29/21	ND@1	ND@1	ND@1	ND@10	BDL	ND@1	ND@10	ND@1	ND@47	
6/3/21	ND@1	ND@1	ND@1	ND@10	BDL	ND@1	ND@10	ND@1	ND@47 H	
9/27/21	ND@1	ND@1	ND@1	ND@10	BDL	ND@1	ND@10	ND@1	ND@47	
MDE Groundwater Cleanup Standards		5	1,000	700	10,000	-	20	-	-	47

Table 2
Monitoring Well Groundwater Analytical Data
 7-Eleven Store No. 22281
 Fallston, Maryland

Well	Date	Benzene	Toluene	Ethylbenzene	Total Xylenes	BTEX	MTBE	TBA	TAME	TPH-GRO	
HW-1 Installed- 10/89 Well Depth: 20' Screen: 3'-20' 4" diameter * destroyed during 10/08 excavation activities	3/16/06	100	880	ND@5	1,690	2,670	3700	1800	ND@130	41000	
	6/30/06	8	E 380	170	E 790	1,348	62	56	ND@25	2700	
	7/13/06	--	--	--	--	--	--	--	--	--	
	8/11/06	--	--	--	--	--	--	--	--	--	
	9/12/06	--	--	--	--	--	--	--	--	--	
	10/23/06	--	--	--	--	--	--	--	--	--	
	11/21/06	--	--	--	--	--	--	--	--	--	
	12/7/06	--	--	--	--	--	--	--	--	--	
	1/29/07	--	--	--	--	--	--	--	--	--	
	2/20/07	--	--	--	--	--	--	--	--	--	
	3/28/07	--	--	--	--	--	--	--	--	--	
	4/12/07	--	--	--	--	--	--	--	--	--	
	5/14/07	--	--	--	--	--	--	--	--	--	
	6/22/07	--	--	--	--	--	--	--	--	--	
	7/30/07	--	--	--	--	--	--	--	--	--	
	8/23/07	--	--	--	--	--	--	--	--	--	
	9/25/07	--	--	--	--	--	--	--	--	--	
	10/15/07	--	--	--	--	--	--	--	--	--	
	11/26/07	--	--	--	--	--	--	--	--	--	
	12/14/07	--	--	--	--	--	--	--	--	--	
	1/29/08	--	--	--	--	--	--	--	--	--	
	2/18/08	--	--	--	--	--	--	--	--	--	
	3/14/08	--	--	--	--	--	--	--	--	--	
	4/15/08	--	--	--	--	--	--	--	--	--	
	5/20/08	--	--	--	--	--	--	--	--	--	
	6/18/08	--	--	--	--	--	--	--	--	--	
	7/22/08	--	--	--	--	--	--	--	--	--	
	8/20/08	--	--	--	--	--	--	--	--	--	
	9/3/08	--	--	--	--	--	--	--	--	--	
	10/30/08	Destroyed									
	HW-2 Installed- 10/89 Well Depth: 19.5' Screen: 3'-19.5' 4" diameter	3/16/06	--	--	--	--	--	--	--	--	--
		6/30/06	--	--	--	--	--	--	--	--	--
		7/13/06	--	--	--	--	--	--	--	--	--
8/11/06		--	--	--	--	--	--	--	--	--	
9/12/06		--	--	--	--	--	--	--	--	--	
10/23/06		--	--	--	--	--	--	--	--	--	
11/21/06		--	--	--	--	--	--	--	--	--	
12/7/06		--	--	--	--	--	--	--	--	--	
1/29/07		--	--	--	--	--	--	--	--	--	
2/20/07		--	--	--	--	--	--	--	--	--	
3/28/07		--	--	--	--	--	--	--	--	--	
4/12/07		--	--	--	--	--	--	--	--	--	
5/14/07		--	--	--	--	--	--	--	--	--	
6/22/07		--	--	--	--	--	--	--	--	--	
7/30/07		--	--	--	--	--	--	--	--	--	
8/23/07		--	--	--	--	--	--	--	--	--	
9/25/07		--	--	--	--	--	--	--	--	--	
10/15/07		--	--	--	--	--	--	--	--	--	
11/26/07		--	--	--	--	--	--	--	--	--	
12/14/07		--	--	--	--	--	--	--	--	--	
1/29/08		--	--	--	--	--	--	--	--	--	
2/18/08		--	--	--	--	--	--	--	--	--	
3/14/08		--	--	--	--	--	--	--	--	--	
4/15/08		--	--	--	--	--	--	--	--	--	
5/20/08		--	--	--	--	--	--	--	--	--	
6/18/08		--	--	--	--	--	--	--	--	--	
7/22/08		--	--	--	--	--	--	--	--	--	
8/20/08		--	--	--	--	--	--	--	--	--	
9/3/08		--	--	--	--	--	--	--	--	--	
10/30/08 *		--	--	--	--	--	--	--	--	--	
11/10/08		--	--	--	--	--	--	--	--	--	
11/24/08 *		--	--	--	--	--	--	--	--	--	
12/12/08 *		--	--	--	--	--	--	--	--	--	
12/22/08		--	--	--	--	--	--	--	--	--	
3/24/09 *		--	--	--	--	--	--	--	--	--	
4/30/09 *		--	--	--	--	--	--	--	--	--	
6/8/09		--	--	--	--	--	--	--	--	--	
7/7/09		--	--	--	--	--	--	--	--	--	
8/31/09		--	--	--	--	--	--	--	--	--	
9/27/09		--	--	--	--	--	--	--	--	--	
10/29/09		--	--	--	--	--	--	--	--	--	
11/5/09		--	--	--	--	--	--	--	--	--	
12/23/09		--	--	--	--	--	--	--	--	--	
1/12/2010 *		--	--	--	--	--	--	--	--	--	
2/18/2010 *		--	--	--	--	--	--	--	--	--	
3/10/10		--	--	--	--	--	--	--	--	--	
4/8/2010*		--	--	--	--	--	--	--	--	--	
5/21/2010*		--	--	--	--	--	--	--	--	--	
6/7/10		--	--	--	--	--	--	--	--	--	
7/13/10		--	--	--	--	--	--	--	--	--	
7/31/2010 *	--	--	--	--	--	--	--	--	--		
8/16/2010*	--	--	--	--	--	--	--	--	--		
9/20/10	--	--	--	--	--	--	--	--	--		
10/26/2010*	--	--	--	--	--	--	--	--	--		
11/23/10	--	--	--	--	--	--	--	--	--		
12/20/10	--	--	--	--	--	--	--	--	--		
2/3/11	--	--	--	--	--	--	--	--	--		
3/22/11	--	--	--	--	--	--	--	--	--		
4/26/11	--	--	--	--	--	--	--	--	--		
5/25/11	--	--	--	--	--	--	--	--	--		
6/29/11	--	--	--	--	--	--	--	--	--		
7/28/11	--	--	--	--	--	--	--	--	--		
8/2/11	--	--	--	--	--	--	--	--	--		
9/22/11	--	--	--	--	--	--	--	--	--		
10/6/11	--	--	--	--	--	--	--	--	--		
11/3/11	--	--	--	--	--	--	--	--	--		
12/8/11	--	--	--	--	--	--	--	--	--		
3/1/12	--	--	--	--	--	--	--	--	--		
6/5/12	--	--	--	--	--	--	--	--	--		
8/23/12	--	--	--	--	--	--	--	--	--		
12/6/12	--	--	--	--	--	--	--	--	--		
3/1/13	--	--	--	--	--	--	--	--	--		
6/6/13	--	--	--	--	--	--	--	--	--		
9/12/13	--	--	--	--	--	--	--	--	--		
12/18/13	--	--	--	--	--	--	--	--	--		
3/19/14	--	--	--	--	--	--	--	--	--		
6/16/14	--	--	--	--	--	--	--	--	--		
Abandoned on June 30, 2014											
MDE Groundwater Cleanup Standards		5	1,000	700	10,000	-	20	-	-	47	

Table 2
Monitoring Well Groundwater Analytical Data
 7-Eleven Store No. 22281
 Fallston, Maryland

Well	Date	Benzene	Toluene	Ethylbenzene	Total Xylenes	BTEX	MTBE	TBA	TAME	TPH-GRO	
HW-3 Installed- 10/89 Well Depth: 19.5' Screen: 3'-19.5' 4" diameter	1/29/07	--	--	--	--	--	--	--	--	--	
	2/20/07	--	--	--	--	--	--	--	--	--	
	3/28/07	NS	NS	NS	NS	NS	NS	NS	NS	NS	
	4/12/07	--	--	--	--	--	--	--	--	--	
	5/14/07	--	--	--	--	--	--	--	--	--	
	6/22/07	4	ND@1	ND@1	3	7	5800	440	380	900	
	7/30/07	--	--	--	--	--	--	--	--	--	
	8/23/07	--	--	--	--	--	--	--	--	--	
	9/25/07	6	ND@1	ND@1	4	10	E 7,200	E 730	E 660	1600	
	10/15/07	--	--	--	--	--	--	--	--	--	
	11/26/07	--	--	--	--	--	--	--	--	--	
	12/14/07	4	ND@1	ND@1	2	6	E 6,300	E 470	E600	1100	
	1/29/08	--	--	--	--	--	--	--	--	--	
	2/18/08	--	--	--	--	--	--	--	--	--	
	3/14/08	ND@50	ND@50	ND@50	ND@350	BDL	7100	ND@500	ND@500	9000	
	4/15/08	--	--	--	--	--	--	--	--	--	
	5/20/08	--	--	--	--	--	--	--	--	--	
	6/18/08	ND@50	ND@50	ND@50	ND@350	BDL	7700	ND@1000	ND@500	1500	
	7/22/08	--	--	--	--	--	--	--	--	--	
	8/20/08	--	--	--	--	--	--	--	--	--	
	9/3/08	5	ND@1	ND@1	3	8	6500	E 750	E 750	3100	
	10/30/08 *	--	--	--	--	--	--	--	--	--	
	11/10/08	--	--	--	--	--	--	--	--	--	
	11/24/08 *	--	--	--	--	--	--	--	--	--	
	12/12/08 *	--	--	--	--	--	--	--	--	--	
	12/22/08	--	--	--	--	--	--	--	--	--	
	1/19/09*	--	--	--	--	--	--	--	--	--	
	2/16/09*	--	--	--	--	--	--	--	--	--	
	3/24/09	2	ND@1	ND@1	1	3	9000	790	660	1500	
	4/30/09 *	--	--	--	--	--	--	--	--	--	
	6/8/09	2	ND@1	ND@1	ND@3	2	7000	490	600	2500	
	7/7/09	--	--	--	--	--	--	--	--	--	
	8/31/09	--	--	--	--	--	--	--	--	--	
	9/27/09	1	ND@1	ND@1	ND@3	1	6600	380	510	10000	
	10/29/09	--	--	--	--	--	--	--	--	--	
	11/5/09	--	--	--	--	--	--	--	--	--	
	12/23/09	ND@1	ND@1	ND@1	ND@3	BDL	3800	230	310	4700	
	1/12/2010 *	--	--	--	--	--	--	--	--	--	
	2/18/2010 *	--	--	--	--	--	--	--	--	--	
	3/10/10	ND@1	ND@1	ND@1	ND@3	BDL	3400	880	240	4300	
	4/8/2010*	--	--	--	--	--	--	--	--	--	
	5/21/2010*	--	--	--	--	--	--	--	--	--	
	6/7/10	ND@1	ND@1	ND@1	ND@3	BDL	1400	370	110	1400	
	7/13/10	--	--	--	--	--	--	--	--	--	
	7/31/2010 *	--	--	--	--	--	--	--	--	--	
	8/18/2010*	--	--	--	--	--	--	--	--	--	
	9/20/10	ND@1	ND@1	ND@1	ND@3	BDL	490	54	34	590	
10/26/2010*	--	--	--	--	--	--	--	--	--		
11/23/2010*	--	--	--	--	--	--	--	--	--		
12/20/10	ND@1	ND@1	ND@1	ND@3	BDL	6500	1200	440	7400		
2/3/11	--	--	--	--	--	--	--	--	--		
3/22/11	ND@1	ND@1	ND@1	ND@3	BDL	4500	1400	290	4200		
4/26/11	--	--	--	--	--	--	--	--	--		
5/25/11	--	--	--	--	--	--	--	--	--		
6/29/11	ND@5	ND@5	ND@5	ND@15	BDL	5600	1000	330	7300		
7/28/11	--	--	--	--	--	--	--	--	--		
8/2/11	--	--	--	--	--	--	--	--	--		
9/22/11	ND@20	ND@20	ND@20	ND@60	BDL	3200	940	ND@200	2700		
10/6/11	--	--	--	--	--	--	--	--	--		
11/3/11	--	--	--	--	--	--	--	--	--		
12/8/11	ND@1	ND@1	ND@1	ND@3	BDL	3100	1100	170	2800		
3/1/12	--	--	--	--	--	--	--	--	--		
6/5/12	ND@1	ND@1	ND@1	ND@3	BDL	3600	1200	210	3900		
8/23/12	--	--	--	--	--	--	--	--	--		
12/6/12	ND@1	ND@1	ND@1	ND@3	BDL	940	460	49	960		
3/11/13	ND@1	ND@1	ND@1	ND@3	BDL	500	190	24	510		
6/8/13	ND@1	ND@1	ND@1	ND@3	BDL	1100	450	52	1200		
9/12/13	ND@1	ND@1	ND@1	ND@3	BDL	1000	950	38	810		
12/18/13	ND@1	ND@1	ND@1	ND@3	BDL	620	480	21	440		
3/19/14	ND@0.5	ND@0.7	ND@0.8	ND@1.6	BDL	490	570	21	570		
6/16/14	ND@0.5	ND@0.5	ND@0.5	ND@1	BDL	280	470	11	220		
9/26/14	ND@0.5	ND@0.5	ND@0.5	ND@1	BDL	450	650	17	530		
12/8/14	ND@0.5	ND@0.5	ND@0.5	ND@1	BDL	460	650	21	440		
3/24/15	ND@1	ND@1	ND@1	ND@2	BDL	239	369	9.75	212		
6/23/15	ND@1	ND@1	ND@1	ND@2	BDL	222	307	8.17	ND@100		
9/22/15	ND@1	ND@1	ND@1	ND@2	BDL	403	698	16.2	466		
12/21/15	ND@1	ND@1	ND@1	ND@2	BDL	144	167	5.14	117		
3/9/16	ND@1	ND@1	ND@1	ND@2	BDL	89.7	91.8	3.76	107		
6/8/16	ND@1	ND@1	ND@1	ND@2	BDL	93.4	80.3	3.25	104		
9/19/16	--	--	--	--	--	--	--	--	--		
12/5/16	ND@1	ND@1	ND@1	ND@2	BDL	134	50.9	5.83	158		
3/13/17	ND@1	ND@1	ND@1	ND@3	BDL	105	NA	NA	138		
6/28/17	ND@1	ND@1	ND@1	ND@3	BDL	86.9	30.8	2.99	ND@100		
9/19/17	ND@1	ND@1	ND@1	ND@3	BDL	67.6	ND@10	2.16	ND@100		
12/19/17	ND@1	ND@1	ND@1	ND@3	BDL	104	ND@10	3.34	ND@100		
3/8/18	ND@1	ND@1	ND@1	ND@3	BDL	61.3	ND@10	2.14	ND@100		
6/27/18	ND@1	ND@1	ND@1	ND@3	BDL	39	ND@10	1.26	ND@100		
9/12/18	ND@1	ND@1	ND@1	ND@3	BDL	26.2	ND@10	1.26	ND@100		
12/26/18	ND@1	ND@1	ND@1	ND@3	BDL	6.25	ND@10	ND@1	ND@100		
3/14/19	ND@1	ND@1	ND@1	ND@3	BDL	13.9	ND@10	ND@1	ND@100		
6/26/19	ND@1	ND@1	ND@1	ND@3	BDL	18.4	ND@10	ND@1	25.8		
9/17/19	ND@1	ND@1	ND@1	ND@10	BDL	15.9	ND@10	ND@1	ND@47		
12/27/19	ND@1	ND@1	ND@1	ND@10	BDL	10.9	ND@10	ND@1	ND@47		
3/26/20	ND@1	ND@1	ND@1	ND@10	BDL	4.99	ND@10	ND@1	ND@47		
6/23/20	ND@1	ND@1	ND@1	ND@10	BDL	6.03	ND@10*	ND@1	ND@47 H		
9/28/20	ND@1	ND@1	ND@1	ND@10	BDL	6.4	ND@10	ND@1	NA		
12/7/20	ND@1	ND@1	ND@1	ND@10	BDL	4	ND@10	ND@1	ND@47		
3/29/21	ND@1	ND@1	ND@1	ND@10	BDL	2.85	ND@10	ND@1	ND@47		
6/3/21	ND@1	2.10	ND@1	ND@10	2.10	5.13	ND@10	ND@1	ND@47 H		
9/27/21	ND@1	ND@1	ND@1	ND@10	BDL	5.21	ND@10	ND@1	ND@47		
MDE Groundwater Cleanup Standards		5	1,000	700	10,000	-	20	-	-	47	

Table 2
Monitoring Well Groundwater Analytical Data
 7-Eleven Store No. 22281
 Fallston, Maryland

Well	Date	Benzene	Toluene	Ethylbenzene	Total Xylenes	BTEX	MTBE	TBA	TAME	TPH-GRO
TF-1	11/5/09	--	--	--	--	--	--	--	--	--
	12/23/09	--	--	--	--	--	--	--	--	--
	1/12/10	--	--	--	--	--	--	--	--	--
	2/18/10	--	--	--	--	--	--	--	--	--
	3/10/10	--	--	--	--	--	--	--	--	--
	4/8/10	--	--	--	--	--	--	--	--	--
	5/21/10	--	--	--	--	--	--	--	--	--
	6/7/10	--	--	--	--	--	--	--	--	--
	9/20/10	--	--	--	--	--	--	--	--	--
	12/20/10	--	--	--	--	--	--	--	--	--
	2/3/11	--	--	--	--	--	--	--	--	--
	3/22/11	--	--	--	--	--	--	--	--	--
	6/29/11	--	--	--	--	--	--	--	--	--
	2/3/11	--	--	--	--	--	--	--	--	--
	3/22/11	--	--	--	--	--	--	--	--	--
	6/29/11	--	--	--	--	--	--	--	--	--
	9/22/11	--	--	--	--	--	--	--	--	--
	12/8/11	--	--	--	--	--	--	--	--	--
	3/1/12	--	--	--	--	--	--	--	--	--
	8/23/12	--	--	--	--	--	--	--	--	--
	12/6/12	--	--	--	--	--	--	--	--	--
	3/11/13	--	--	--	--	--	--	--	--	--
	6/6/13	--	--	--	--	--	--	--	--	--
	9/12/13	--	--	--	--	--	--	--	--	--
	12/18/13	--	--	--	--	--	--	--	--	--
	3/19/14	--	--	--	--	--	--	--	--	--
	6/16/14	--	--	--	--	--	--	--	--	--
	9/26/14	--	--	--	--	--	--	--	--	--
	12/8/14	--	--	--	--	--	--	--	--	--
	3/24/15	--	--	--	--	--	--	--	--	--
	6/23/15	--	--	--	--	--	--	--	--	--
	9/22/15	--	--	--	--	--	--	--	--	--
	12/21/15	--	--	--	--	--	--	--	--	--
	3/9/16	--	--	--	--	--	--	--	--	--
	3/8/16	--	--	--	--	--	--	--	--	--
	9/19/16	--	--	--	--	--	--	--	--	--
	12/5/16	--	--	--	--	--	--	--	--	--
	3/13/17	--	--	--	--	--	--	--	--	--
	6/28/17	--	--	--	--	--	--	--	--	--
	9/19/17	--	--	--	--	--	--	--	--	--
	12/19/17	--	--	--	--	--	--	--	--	--
	3/8/18	--	--	--	--	--	--	--	--	--
	6/27/18	--	--	--	--	--	--	--	--	--
	9/12/18	--	--	--	--	--	--	--	--	--
	12/26/18	--	--	--	--	--	--	--	--	--
	3/14/19	--	--	--	--	--	--	--	--	--
	6/26/19	--	--	--	--	--	--	--	--	--
9/17/19	--	--	--	--	--	--	--	--	--	
12/27/19	--	--	--	--	--	--	--	--	--	
3/26/20	--	--	--	--	--	--	--	--	--	
6/23/20	--	--	--	--	--	--	--	--	--	
9/29/20	--	--	--	--	--	--	--	--	--	
12/7/20	--	--	--	--	--	--	--	--	--	
3/29/21	--	--	--	--	--	--	--	--	--	
6/3/21	--	--	--	--	--	--	--	--	--	
9/27/21	--	--	--	--	--	--	--	--	--	
MDE Groundwater Cleanup Standards		5	1,000	700	10,000	-	20	-	-	47

Table 2
Monitoring Well Groundwater Analytical Data
 7-Eleven Store No. 22281
 Fallston, Maryland

Well	Date	Benzene	Toluene	Ethylbenzene	Total Xylenes	BTEX	MTBE	TBA	TAME	TPH-GRO
TF-2	11/5/09	--	--	--	--	--	--	--	--	--
	12/23/09	--	--	--	--	--	--	--	--	--
	1/12/10	--	--	--	--	--	--	--	--	--
	2/18/10	--	--	--	--	--	--	--	--	--
	3/10/10	--	--	--	--	--	--	--	--	--
	4/8/10	--	--	--	--	--	--	--	--	--
	5/21/10	--	--	--	--	--	--	--	--	--
	6/7/10	--	--	--	--	--	--	--	--	--
	9/20/10	--	--	--	--	--	--	--	--	--
	12/20/10	--	--	--	--	--	--	--	--	--
	2/3/11	--	--	--	--	--	--	--	--	--
	3/22/11	--	--	--	--	--	--	--	--	--
	6/29/11	--	--	--	--	--	--	--	--	--
	9/22/11	--	--	--	--	--	--	--	--	--
	12/8/11	--	--	--	--	--	--	--	--	--
	3/1/12	--	--	--	--	--	--	--	--	--
	6/5/12	--	--	--	--	--	--	--	--	--
	8/23/12	--	--	--	--	--	--	--	--	--
	12/6/12	--	--	--	--	--	--	--	--	--
	3/11/13	--	--	--	--	--	--	--	--	--
	6/6/13	--	--	--	--	--	--	--	--	--
	9/12/13	--	--	--	--	--	--	--	--	--
	12/18/13	--	--	--	--	--	--	--	--	--
	3/19/14	--	--	--	--	--	--	--	--	--
	6/16/14	--	--	--	--	--	--	--	--	--
	9/26/14	--	--	--	--	--	--	--	--	--
	12/8/14	--	--	--	--	--	--	--	--	--
	3/24/15	--	--	--	--	--	--	--	--	--
	6/23/15	--	--	--	--	--	--	--	--	--
	9/22/15	--	--	--	--	--	--	--	--	--
	12/21/15	--	--	--	--	--	--	--	--	--
	3/9/16	--	--	--	--	--	--	--	--	--
	6/8/16	--	--	--	--	--	--	--	--	--
	9/19/16	--	--	--	--	--	--	--	--	--
	12/5/16	--	--	--	--	--	--	--	--	--
	3/13/17	--	--	--	--	--	--	--	--	--
	6/28/17	--	--	--	--	--	--	--	--	--
	9/19/17	--	--	--	--	--	--	--	--	--
	12/19/17	--	--	--	--	--	--	--	--	--
	3/8/18	--	--	--	--	--	--	--	--	--
6/27/18	--	--	--	--	--	--	--	--	--	
9/12/18	--	--	--	--	--	--	--	--	--	
12/26/18	--	--	--	--	--	--	--	--	--	
3/14/19	--	--	--	--	--	--	--	--	--	
6/26/19	--	--	--	--	--	--	--	--	--	
9/17/19	--	--	--	--	--	--	--	--	--	
12/27/19	--	--	--	--	--	--	--	--	--	
3/26/20	--	--	--	--	--	--	--	--	--	
6/23/20	--	--	--	--	--	--	--	--	--	
9/29/20	--	--	--	--	--	--	--	--	--	
12/7/20	--	--	--	--	--	--	--	--	--	
3/29/21	--	--	--	--	--	--	--	--	--	
6/3/21	--	--	--	--	--	--	--	--	--	
9/27/21	--	--	--	--	--	--	--	--	--	
MDE Groundwater Cleanup Standards		5	1,000	700	10,000	-	20	-	-	47

Table 2
Monitoring Well Groundwater Analytical Data
 7-Eleven Store No. 22281
 Fallston, Maryland

Well	Date	Benzene	Toluene	Ethylbenzene	Total Xylenes	BTEX	MTBE	TBA	TAME	TPH-GRO
TF-3	11/5/09	--	--	--	--	--	--	--	--	--
	12/23/09	--	--	--	--	--	--	--	--	--
	1/12/10	--	--	--	--	--	--	--	--	--
	2/18/10	--	--	--	--	--	--	--	--	--
	3/10/10	--	--	--	--	--	--	--	--	--
	4/8/10	--	--	--	--	--	--	--	--	--
	5/21/10	--	--	--	--	--	--	--	--	--
	6/7/10	--	--	--	--	--	--	--	--	--
	9/20/10	--	--	--	--	--	--	--	--	--
	12/20/10	--	--	--	--	--	--	--	--	--
	2/3/11	--	--	--	--	--	--	--	--	--
	3/22/11	--	--	--	--	--	--	--	--	--
	6/29/11	--	--	--	--	--	--	--	--	--
	9/22/11	--	--	--	--	--	--	--	--	--
	12/8/11	--	--	--	--	--	--	--	--	--
	3/1/12	--	--	--	--	--	--	--	--	--
	6/5/12	--	--	--	--	--	--	--	--	--
	8/23/12	--	--	--	--	--	--	--	--	--
	12/6/12	--	--	--	--	--	--	--	--	--
	3/11/13	--	--	--	--	--	--	--	--	--
	6/6/13	--	--	--	--	--	--	--	--	--
	9/12/13	--	--	--	--	--	--	--	--	--
	12/18/13	--	--	--	--	--	--	--	--	--
	3/19/14	--	--	--	--	--	--	--	--	--
	6/16/14	--	--	--	--	--	--	--	--	--
	9/26/14	--	--	--	--	--	--	--	--	--
	12/8/14	--	--	--	--	--	--	--	--	--
	3/24/15	--	--	--	--	--	--	--	--	--
	6/23/15	--	--	--	--	--	--	--	--	--
	9/22/15	--	--	--	--	--	--	--	--	--
	12/21/15	--	--	--	--	--	--	--	--	--
	3/9/16	--	--	--	--	--	--	--	--	--
	6/8/16	--	--	--	--	--	--	--	--	--
	9/19/16	--	--	--	--	--	--	--	--	--
	12/5/16	--	--	--	--	--	--	--	--	--
	3/13/17	--	--	--	--	--	--	--	--	--
	6/28/17	--	--	--	--	--	--	--	--	--
	9/19/17	--	--	--	--	--	--	--	--	--
	12/19/17	--	--	--	--	--	--	--	--	--
	3/8/18	--	--	--	--	--	--	--	--	--
	6/27/18	--	--	--	--	--	--	--	--	--
	9/12/18	--	--	--	--	--	--	--	--	--
	12/26/18	--	--	--	--	--	--	--	--	--
	3/14/19	--	--	--	--	--	--	--	--	--
	6/26/19	--	--	--	--	--	--	--	--	--
	9/17/19	--	--	--	--	--	--	--	--	--
	12/27/19	--	--	--	--	--	--	--	--	--
3/26/20	--	--	--	--	--	--	--	--	--	
6/23/20	--	--	--	--	--	--	--	--	--	
9/29/20	--	--	--	--	--	--	--	--	--	
12/7/20	--	--	--	--	--	--	--	--	--	
3/29/21	--	--	--	--	--	--	--	--	--	
6/3/21	--	--	--	--	--	--	--	--	--	
9/27/21	--	--	--	--	--	--	--	--	--	
MDE Groundwater Cleanup Standards		5	1,000	700	10,000	-	20	-	-	47

Table 2
Monitoring Well Groundwater Analytical Data
 7-Eleven Store No. 22281
 Fallston, Maryland

Well	Date	Benzene	Toluene	Ethylbenzene	Total Xylenes	BTEX	MTBE	TBA	TAME	TPH-GRO
TF-4	11/5/09	--	--	--	--	--	--	--	--	--
	12/23/09	--	--	--	--	--	--	--	--	--
	1/12/10	--	--	--	--	--	--	--	--	--
	2/18/10	--	--	--	--	--	--	--	--	--
	3/10/10	--	--	--	--	--	--	--	--	--
	4/8/10	--	--	--	--	--	--	--	--	--
	5/21/10	--	--	--	--	--	--	--	--	--
	6/7/10	--	--	--	--	--	--	--	--	--
	9/20/10	--	--	--	--	--	--	--	--	--
	12/20/10	--	--	--	--	--	--	--	--	--
	2/3/11	--	--	--	--	--	--	--	--	--
	3/22/11	--	--	--	--	--	--	--	--	--
	6/29/11	--	--	--	--	--	--	--	--	--
	9/22/11	--	--	--	--	--	--	--	--	--
	12/8/11	--	--	--	--	--	--	--	--	--
	3/1/12	--	--	--	--	--	--	--	--	--
	6/5/12	--	--	--	--	--	--	--	--	--
	8/23/12	--	--	--	--	--	--	--	--	--
	12/6/12	--	--	--	--	--	--	--	--	--
	3/11/13	--	--	--	--	--	--	--	--	--
	6/6/13	--	--	--	--	--	--	--	--	--
	9/12/13	--	--	--	--	--	--	--	--	--
	12/18/13	--	--	--	--	--	--	--	--	--
	3/19/14	--	--	--	--	--	--	--	--	--
	6/16/14	--	--	--	--	--	--	--	--	--
	9/26/14	--	--	--	--	--	--	--	--	--
	12/8/14	--	--	--	--	--	--	--	--	--
	3/24/15	--	--	--	--	--	--	--	--	--
	6/23/15	--	--	--	--	--	--	--	--	--
	9/22/15	--	--	--	--	--	--	--	--	--
	12/21/15	--	--	--	--	--	--	--	--	--
	3/9/16	--	--	--	--	--	--	--	--	--
	6/8/16	--	--	--	--	--	--	--	--	--
	9/19/16	--	--	--	--	--	--	--	--	--
	12/5/16	--	--	--	--	--	--	--	--	--
	3/13/17	--	--	--	--	--	--	--	--	--
	6/28/17	--	--	--	--	--	--	--	--	--
	9/19/17	--	--	--	--	--	--	--	--	--
	12/19/17	--	--	--	--	--	--	--	--	--
	3/8/18	--	--	--	--	--	--	--	--	--
	6/27/18	--	--	--	--	--	--	--	--	--
	9/12/18	--	--	--	--	--	--	--	--	--
	12/26/18	--	--	--	--	--	--	--	--	--
	3/14/19	--	--	--	--	--	--	--	--	--
	6/26/19	--	--	--	--	--	--	--	--	--
	9/17/19	--	--	--	--	--	--	--	--	--
	12/27/19	--	--	--	--	--	--	--	--	--
3/26/20	--	--	--	--	--	--	--	--	--	
6/23/20	--	--	--	--	--	--	--	--	--	
9/19/20	--	--	--	--	--	--	--	--	--	
12/7/20	--	--	--	--	--	--	--	--	--	
3/29/21	--	--	--	--	--	--	--	--	--	
6/3/21	--	--	--	--	--	--	--	--	--	
9/27/21	--	--	--	--	--	--	--	--	--	
MDE Groundwater Cleanup Standards		5	1,000	700	10,000	-	20	-	-	47

* Gauged as part of the Bio-injection Pilot Testing
 NG = Not Gauged; well inaccessible
 BTEX - Total Benzene, Toluene, Ethylbenzene and Xylenes
 MTBE - methyl tert-butyl ether
 µg/L - micrograms-per-liter
 mg/L - milligrams-per-liter

ND - not detected
 NA - not analyzed
 E - estimated value, exceeds calibration range of laboratory equipment
 * - LCS or LCSD is outside acceptance limits

Table 3
Potable Well Analytical Results
 7-Eleven Store No. 22281
 Fallston, Maryland

Sample ID	Date	Benzene	Toluene	Ethylbenzene	Total Xylenes	BTEX	MTBE	TBA	TAME
7-Eleven Potable Well Influent	8/23/2004	ND@0.5	ND@0.5	ND@0.5	ND@1	ND	26	ND@10	ND@0.5
	9/22/2004	ND@0.5	ND@0.5	ND@0.5	ND@1	ND	22	ND@10	ND@0.5
	10/21/2004	ND@0.5	ND@0.5	ND@0.5	ND@1	ND	30	ND@10	ND@0.5
	11/18/2004	ND@0.5	ND@0.5	ND@0.5	ND@1	ND	18	ND@10	ND@0.5
	12/16/2004	ND@0.5	ND@0.5	ND@0.5	ND@1	ND	41	ND@10	ND@0.5
	2/10/2005	ND@0.5	ND@0.5	ND@0.5	ND@1	ND	26	ND@10	ND@0.5
	3/10/2005	ND@0.5	ND@0.5	ND@0.5	ND@1	ND	24	ND@10	ND@0.5
	4/28/2005	ND@0.5	3.6	ND@0.5	ND@1	ND	22	ND@10	ND@0.5
	6/3/2005	ND@0.5	ND@0.5	ND@0.5	ND@1	ND	21	ND@10	ND@0.5
	7/22/2005	ND@0.5	ND@0.5	ND@0.5	ND@1.5	ND	15.7	ND@10	ND@5
	8/10/2005	ND@0.5	ND@0.5	ND@0.5	ND@1	ND	19	ND@10	ND@0.5
	9/14/2005	ND@0.5	ND@0.5	ND@0.5	ND@1	ND	12	ND@10	ND@0.5
	10/11/2005	ND@0.5	ND@0.5	ND@0.5	ND@1	ND	23	ND@10	ND@0.5
	11/22/2005	ND@0.5	ND@0.5	ND@0.5	ND@1.5	ND	17	ND@5	ND@5
	1/16/2006	ND@0.5	ND@0.5	ND@0.5	ND@1	ND	16	ND@10	ND@0.5
	3/16/2006	ND@0.5	ND@0.5	ND@0.5	ND@1	ND	18	11	ND@5
	4/12/2006	ND@0.5	ND@0.5	ND@0.5	ND@1	ND	13	ND@10	ND@5
	6/30/2006	ND@0.5	ND@0.5	ND@0.5	ND@1.5	ND	16	7	ND@5
	9/12/2006	ND@0.5	ND@0.5	ND@0.5	ND@1.5	ND	8	ND@10	ND@5
	12/7/2006	ND@0.5	ND@0.5	ND@0.5	ND@1.5	ND	ND@0.5	ND@10	ND@10
	1/15/2007	ND@0.5	ND@0.5	ND@0.5	ND@1.5	ND	14	ND@10	ND@0.5
	2/27/2007	ND@0.5	ND@0.5	ND@0.5	ND@1.5	ND	14	ND@10	ND@0.5
	3/27/2007	ND@0.5	ND@0.5	ND@0.5	ND@1.5	ND	12	ND@10	ND@0.5
	4/30/2007	ND@0.5	ND@0.5	ND@0.5	ND@1.5	ND	12	ND@10	ND@0.5
	5/30/2007	ND@0.5	ND@0.5	ND@0.5	ND@1.5	ND	16	ND@10	ND@10
	7/6/2007	ND@0.5	ND@0.5	ND@0.5	ND@1.5	ND	4	ND@10	ND@10
	7/30/2007	ND@0.5	ND@0.5	ND@0.5	ND@1.5	ND	3.4	ND@10	ND@10
	8/7/2007	ND@0.5	ND@0.5	ND@0.5	ND@1.5	ND	3.7	ND@10	ND@10
	9/4/2007	ND@0.5	ND@0.5	ND@0.5	ND@1.5	ND	2.4	ND@10	ND@10
	10/2/2007	ND@0.5	ND@0.5	ND@0.5	ND@1.5	ND	3	ND@10	ND@0.5
	11/6/2007	ND@0.5	ND@0.5	ND@0.5	ND@1.5	ND	4.3	ND@10	ND@0.5
	12/4/2007	ND@0.5	ND@0.5	ND@0.5	ND@1.5	ND	4.9	ND@10	ND@0.5
	1/8/2008	ND@0.5	ND@0.5	ND@0.5	ND@1.5	ND	5.6	ND@10	ND@0.5
	2/8/2008	ND@0.5	ND@0.5	ND@0.5	ND@1.5	ND	5.9	ND@10	ND@0.5
3/12/2008	ND@0.5	ND@0.5	ND@0.5	ND@1.5	ND	6.1	ND@10	ND@0.5	
4/1/2008	ND@0.5	ND@0.5	ND@0.5	ND@1.5	ND	4.6	ND@10	ND@0.5	
5/5/2008	ND@0.5	ND@0.5	ND@0.5	ND@1.5	ND	6.3	ND@11	ND@0.5	
6/10/2008	ND@0.5	ND@0.5	ND@0.5	ND@1.5	ND	2.5	ND@10	ND@0.5	
7/15/2008	ND@0.5	ND@0.5	ND@0.5	ND@1.5	ND	2.3	ND@10	ND@0.5	
8/14/2008	ND@0.5	ND@0.5	ND@0.5	ND@1.5	ND	ND@0.5	ND@10	ND@0.5	
10/9/2008	ND@0.5	ND@0.5	ND@0.5	ND@1.5	ND	1.5	ND@10	ND@0.5	
11/11/2008	ND@0.5	ND@0.5	ND@0.5	ND@1.5	ND	1.6	ND@10	ND@0.5	
12/16/2008	ND@0.5	ND@0.5	ND@0.5	ND@1.5	ND	2.8	ND@10	ND@0.5	
1/13/2009	ND@0.5	ND@0.5	ND@0.5	ND@1.5	ND	2.3	ND@10	ND@0.5	
2/3/2009	ND@0.5	ND@0.5	ND@0.5	ND@1.5	ND	ND@0.5	ND@10	ND@0.5	
3/19/2009	ND@0.5	ND@0.5	ND@0.5	ND@1.5	ND	2	ND@10	ND@0.5	

Table 3
Potable Well Analytical Results
 7-Eleven Store No. 22281
 Fallston, Maryland

Sample ID	Date	Benzene	Toluene	Ethylbenzene	Total Xylenes	BTEX	MTBE	TBA	TAME
7-Eleven Potable Well Influent Continued	4/14/2009	ND@0.5	ND@0.5	ND@0.5	ND@1.5	ND	1.1	ND@10	ND@0.5
	5/5/2009	ND@0.5	ND@0.5	ND@0.5	ND@1.5	ND	1.3	ND@10	ND@0.5
	6/4/2009	ND@0.5	ND@0.5	ND@0.5	ND@1.5	ND	1.4	ND@10	ND@0.5
	7/1/2009	NA	NA	NA	NA	NA	NA	NA	NA
	8/27/2009	ND@0.5	ND@0.5	ND@0.5	ND@1.5	ND	1.0	ND@10	ND@0.5
	9/30/2009	ND@0.5	ND@0.5	ND@0.5	ND@1.5	ND	ND@0.5	ND@10	ND@0.5
	10/29/2009	ND@0.5	ND@0.5	ND@0.5	ND@1.5	ND	ND@0.5	ND@10	ND@0.5
	12/11/2009	ND@0.5	ND@0.5	ND@0.5	ND@1.5	ND	ND@0.5	ND@10	ND@0.5
	1/14/2010	ND@0.5	ND@0.5	ND@0.5	ND@1.5	ND	0.8	ND@10	ND@0.5
	2/17/2010	ND@0.5	ND@0.5	ND@0.5	ND@1.5	ND	1.4	ND@10	ND@0.5
	3/11/2010	ND@0.5	ND@0.5	ND@0.5	ND@1.5	ND	0.7	ND@10	ND@0.5
	5/26/2010	ND@0.5	ND@0.5	ND@0.5	ND@1.5	ND	ND@0.5	ND@10	ND@0.5
	1/31/2012	ND@0.5	ND@0.5	ND@0.5	ND@1.5	ND	0.51	ND@10	ND@0.5
	6/25/2012	ND@0.5	ND@0.5	ND@0.5	ND@1.5	ND	ND@0.5	ND@10	ND@0.5
	9/18/2012	ND@0.5	ND@0.5	ND@0.5	ND@1.5	ND	ND@0.5	ND@10	ND@0.5
	12/13/2012	ND@0.5	ND@0.5	ND@0.5	ND@1.5	ND	ND@0.5	ND@10	ND@0.5
	2/25/2013	ND@0.5	ND@0.5	ND@0.5	ND@1.5	ND	ND@0.5	ND@10	ND@0.5
	6/26/2013	ND@0.5	ND@0.5	ND@0.5	ND@1.5	ND	0.7	ND@10	ND@0.5
	9/25/2013	ND@0.5	ND@0.5	ND@0.5	ND@1.5	ND	0.95	ND@10	ND@0.5
	12/13/2013	ND@0.5	ND@0.5	ND@0.5	ND@1.5	ND	1.2	ND@10	ND@0.5
	3/10/2014	ND@0.5	ND@0.5	ND@0.5	ND@1.5	ND	ND@0.5	ND@10	ND@0.5
	6/25/2014	ND@0.5	ND@0.5	ND@0.5	ND@1.5	ND	0.56	ND@10	ND@0.5
	8/28/2014	ND@0.5	ND@0.5	ND@0.5	ND@1.5	ND	0.53	ND@10	ND@0.5
	12/5/2014	ND@0.5	ND@0.5	ND@0.5	ND@1.5	ND	ND@0.5	ND@10	ND@0.5
	3/23/2015	ND@0.5	ND@0.5	ND@0.5	ND@1.5	ND	ND@0.5	ND@10	ND@0.5
	6/17/2015	ND@0.5	ND@0.5	ND@0.5	ND@1.5	ND	ND@0.5	ND@10	ND@0.6
	9/11/2015	ND@0.5	ND@0.5	ND@0.5	ND@1.5	ND	ND@0.5	ND@10	ND@0.6
	12/11/2015	ND@0.5	ND@0.5	ND@0.5	ND@1.5	ND	ND@0.5	ND@10	ND@0.6
	2/19/2016	ND@0.5	ND@0.5	ND@0.5	ND@1.5	ND	ND@0.5	ND@10	ND@0.6
	6/2/2016	ND@0.5	ND@0.5	ND@0.5	ND@1.5	ND	ND@0.5	ND@10	ND@0.6
	9/14/2016	ND@0.5	ND@0.5	ND@0.5	ND@1.5	ND	ND@0.5	ND@10	ND@0.6
	12/9/2016	ND@0.5	ND@0.5	ND@0.5	ND@1.5	ND	ND@0.5	43.6	ND@0.5
	1/6/2017	ND@0.5	ND@0.5	ND@0.5	ND@1.5	ND	ND@0.5	ND@10	ND@0.6
	6/16/2017	ND@0.5	ND@0.5	ND@0.5	ND@1.5	ND	ND@0.5	27.1	ND@0.6
	8/14/2017	NA	NA	NA	NA	NA	NA	NA	NA
	12/20/2017	ND@0.5	ND@0.5	ND@0.5	ND@1.0	ND	ND@0.5	ND@10	ND@0.6
	3/28/2018	ND@0.5	ND@0.5	ND@0.5	ND@1.0	ND	ND@0.5	ND@10	ND@0.6
	6/25/2018	ND@0.5	ND@0.5	ND@0.5	ND@1.0	ND	ND@0.5	ND@10	ND@0.6
	9/14/2018	ND@0.5	ND@0.5	ND@0.5	ND@1.0	ND	ND@0.5	ND@10	ND@0.6
	12/7/2018	ND@0.5	ND@0.5	ND@0.5	ND@1.0	ND	ND@0.5	ND@10	ND@0.6
12/26/2018	ND@0.5	ND@0.5	ND@0.5	ND@1.0	ND	ND@0.5	ND@10	ND@0.6	
3/1/2019	ND@0.5	ND@0.5	ND@0.5	ND@1.0	ND	ND@0.5	ND@10	ND@0.6	
3/19/2020	ND@0.5	ND@0.5	ND@0.5	ND@1.0	ND	ND@0.5	ND@5	ND@0.5	
8/14/2020	ND@0.5	ND@0.5	ND@0.5	ND@1.5	ND	ND@0.5	ND@5	ND@0.5	
12/11/2020	ND@0.5	ND@0.5	ND@0.5	ND@1.5	ND	ND@0.5	ND@5	ND@0.5	
6/4/2021	ND@0.5	ND@0.5	ND@0.5	ND@1.5	ND	ND@0.5	ND@5	ND@0.5	
8/16/2021	ND@0.5	ND@0.5	ND@0.5	ND@1.5	ND	ND@0.5	ND@5	ND@0.5	

Table 3
Potable Well Analytical Results
 7-Eleven Store No. 22281
 Fallston, Maryland

Sample ID	Date	Benzene	Toluene	Ethylbenzene	Total Xylenes	BTEX	MTBE	TBA	TAME
7-Eleven Potable Well GAC 1 MID 1	8/23/2004	ND@0.5	ND@0.5	ND@0.5	ND@1	ND	26	ND@10	ND@0.5
	9/22/2004	ND@0.5	ND@0.5	ND@0.5	ND@1	ND	ND@0.5	ND@10	ND@0.5
	10/21/2004	ND@0.5	ND@0.5	ND@0.5	ND@1	ND	ND@0.5	ND@10	ND@0.5
	11/18/2004	ND@0.5	ND@0.5	ND@0.5	ND@1	ND	ND@0.5	ND@10	ND@0.5
	12/16/2004	ND@0.5	ND@0.5	ND@0.5	ND@1	ND	ND@0.5	ND@10	ND@0.5
	2/10/2005	ND@0.5	ND@0.5	ND@0.5	ND@1	ND	ND@0.5	ND@10	ND@0.5
	3/10/2005	ND@0.5	ND@0.5	ND@0.5	ND@1	ND	2.6	ND@10	ND@0.5
	4/28/2005	ND@0.5	3.7	ND@0.5	ND@1	ND	ND@0.5	ND@10	ND@0.5
	6/3/2005	ND@0.5	ND@0.5	ND@0.5	ND@1	ND	ND@0.5	ND@10	ND@0.5
	7/22/2005	ND@0.5	ND@0.5	ND@0.5	ND@1	ND	ND@0.5	ND@10	ND@5
	8/10/2005	ND@0.5	ND@0.5	ND@0.5	ND@1	ND	ND@0.5	ND@10	ND@5
	9/14/2005	ND@0.5	ND@0.5	ND@0.5	ND@1	ND	0.8	ND@10	ND@5
	10/11/2005	ND@0.5	ND@0.5	ND@0.5	ND@1	ND	1	ND@10	ND@5
	1/16/2006	ND@0.5	ND@0.5	ND@0.5	ND@1	ND	8	ND@10	ND@5
	4/12/2006	ND@0.5	ND@0.5	ND@0.5	ND@1	ND	17	ND@10	ND@5
	1/15/2007	ND@0.5	ND@0.5	ND@0.5	ND@1.5	ND	ND@0.5	ND@10	ND@5
	2/27/2007	ND@0.5	ND@0.5	ND@0.5	ND@1.5	ND	2.1	ND@10	ND@0.5
	3/27/2007	ND@0.5	ND@0.5	ND@0.5	ND@1.5	ND	2.2	ND@10	ND@0.5
	4/30/2007	ND@0.5	ND@0.5	ND@0.5	ND@1.5	ND	5.6	ND@10	ND@0.5
	5/30/2007	ND@0.5	ND@0.5	ND@0.5	ND@1.5	ND	ND@0.5	ND@10	ND@0.5
	7/6/2007	ND@0.5	ND@0.5	ND@0.5	ND@1.5	ND	4.3	ND@10	ND@0.5
	7/30/2007	ND@0.5	ND@0.5	ND@0.5	ND@1.5	ND	5.4	ND@10	ND@0.5
	8/7/2007	ND@0.5	ND@0.5	ND@0.5	ND@1.5	ND	6.1	ND@10	ND@0.5
	9/4/2007	ND@0.5	ND@0.5	ND@0.5	ND@1.5	ND	ND@0.5	ND@10	ND@0.5
	10/2/2007	ND@0.5	ND@0.5	ND@0.5	ND@1.5	ND	ND@0.5	ND@10	ND@0.5
	11/6/2007	ND@0.5	ND@0.5	ND@0.5	ND@1.5	ND	ND@0.5	ND@10	ND@0.5
	12/4/2007	ND@0.5	ND@0.5	ND@0.5	ND@1.5	ND	ND@0.5	ND@10	ND@0.5
	1/8/2008	ND@0.5	ND@0.5	ND@0.5	ND@1.5	ND	ND@0.5	ND@10	ND@0.5
	2/8/2008	ND@0.5	ND@0.5	ND@0.5	ND@1.5	ND	ND@0.5	ND@10	ND@0.5
	3/12/2008	ND@0.5	ND@0.5	ND@0.5	ND@1.5	ND	0.7	ND@10	ND@0.5
	4/1/2008	ND@0.5	ND@0.5	ND@0.5	ND@1.5	ND	ND@0.5	ND@10	ND@0.5
	5/1/2008	ND@0.5	ND@0.5	ND@0.5	ND@1.5	ND	ND@0.5	ND@10	ND@0.5
	6/10/2008	ND@0.5	ND@0.5	ND@0.5	ND@1.5	ND	ND@0.5	ND@10	ND@0.5
7/15/2008	ND@0.5	ND@0.5	ND@0.5	ND@1.5	ND	ND@0.5	ND@10	ND@0.5	
8/14/2008	ND@0.5	ND@0.5	ND@0.5	ND@1.5	ND	0.5	ND@10	ND@0.5	
10/9/2008	ND@0.5	ND@0.5	ND@0.5	ND@1.5	ND	0.6	ND@10	ND@0.5	
11/11/2008	ND@0.5	ND@0.5	ND@0.5	ND@1.5	ND	ND@0.5	ND@10	ND@0.5	
12/16/2008	ND@0.5	ND@0.5	ND@0.5	ND@1.5	ND	ND@0.5	ND@10	ND@0.5	
1/13/2009	ND@0.5	ND@0.5	ND@0.5	ND@1.5	ND	ND@0.5	ND@10	ND@0.5	
2/3/2009	ND@0.5	ND@0.5	ND@0.5	ND@1.5	ND	ND@0.5	ND@10	ND@0.5	
3/19/2009	ND@0.5	ND@0.5	ND@0.5	ND@1.5	ND	ND@0.5	ND@10	ND@0.5	
4/14/2009	ND@0.5	ND@0.5	ND@0.5	ND@1.5	ND	ND@0.5	ND@10	ND@0.5	
5/5/2009	ND@0.5	ND@0.5	ND@0.5	ND@1.5	ND	ND@0.5	ND@10	ND@0.5	
6/4/2009	ND@0.5	ND@0.5	ND@0.5	ND@1.5	ND	ND@0.5	ND@10	ND@0.5	
7/1/2009	NA	NA	NA	NA	NA	NA	NA	NA	
8/27/2009	ND@0.5	ND@0.5	ND@0.5	ND@1.5	ND	ND@0.5	ND@10	ND@0.5	

Table 3
Potable Well Analytical Results
 7-Eleven Store No. 22281
 Fallston, Maryland

Sample ID	Date	Benzene	Toluene	Ethylbenzene	Total Xylenes	BTEX	MTBE	TBA	TAME
7-Eleven Potable Well GAC 1 MID 1 Continued	9/30/2009	ND@0.5	ND@0.5	ND@0.5	ND@1.5	ND	ND@0.5	ND@10	ND@0.5
	10/29/2009	ND@0.5	ND@0.5	ND@0.5	ND@1.5	ND	ND@0.5	ND@10	ND@0.5
	12/11/2009	ND@0.5	ND@0.5	ND@0.5	ND@1.5	ND	ND@0.5	ND@10	ND@0.5
	1/14/2010	ND@0.5	ND@0.5	ND@0.5	ND@1.5	ND	ND@0.5	ND@10	ND@0.5
	2/17/2010	ND@0.5	ND@0.5	ND@0.5	ND@1.5	ND	ND@0.5	ND@10	ND@0.5
	3/11/2010	ND@0.5	ND@0.5	ND@0.5	ND@1.5	ND	ND@0.5	ND@10	ND@0.5
	5/26/2010	ND@0.5	ND@0.5	ND@0.5	ND@1.5	ND	ND@0.5	ND@10	ND@0.5
	1/31/2012	ND@0.5	ND@0.5	ND@0.5	ND@1.5	ND	ND@0.5	ND@10	ND@0.5
	6/25/2012	ND@0.5	ND@0.5	ND@0.5	ND@1.5	ND	ND@0.5	ND@10	ND@0.5
	9/18/2012	ND@0.5	ND@0.5	ND@0.5	ND@1.5	ND	ND@0.5	ND@10	ND@0.5
	12/13/2012	ND@0.5	ND@0.5	ND@0.5	ND@1.5	ND	ND@0.5	ND@10	ND@0.5
	2/25/2013	ND@0.5	ND@0.5	ND@0.5	ND@1.5	ND	ND@0.5	ND@10	ND@0.5
	6/26/2013	ND@0.5	ND@0.5	ND@0.5	ND@1.5	ND	ND@0.5	ND@10	ND@0.5
	9/25/2013	ND@0.5	ND@0.5	ND@0.5	ND@1.5	ND	0.77	ND@10	ND@0.5
	12/13/2013	ND@0.5	ND@0.5	ND@0.5	ND@1.5	ND	ND@0.5	ND@10	ND@0.5
	3/10/2014	ND@0.5	ND@0.5	ND@0.5	ND@1.5	ND	ND@0.5	ND@10	ND@0.5
	6/25/2014	ND@0.5	ND@0.5	ND@0.5	ND@1.5	ND	ND@0.5	ND@10	ND@0.5
	8/28/2014	ND@0.5	ND@0.5	ND@0.5	ND@1.5	ND	ND@0.5	ND@10	ND@0.5
	12/5/2014	ND@0.5	ND@0.5	ND@0.5	ND@1.5	ND	ND@0.5	ND@10	ND@0.5
	3/23/2015	ND@0.5	ND@0.5	ND@0.5	ND@1.5	ND	ND@0.5	ND@10	ND@0.5
	6/17/2015	ND@0.5	ND@0.5	ND@0.5	ND@1.5	ND	ND@0.5	ND@10	ND@0.5
	9/11/2015	ND@0.5	ND@0.5	ND@0.5	ND@1.5	ND	ND@0.5	ND@10	ND@0.5
	12/11/2015	ND@0.5	ND@0.5	ND@0.5	ND@1.5	ND	ND@0.5	ND@10	ND@0.5
	2/19/2016	ND@0.5	ND@0.5	ND@0.5	ND@1.5	ND	ND@0.5	ND@10	ND@0.5
	6/2/2016	ND@0.5	ND@0.5	ND@0.5	ND@1.5	ND	ND@0.5	ND@10	ND@0.5
	9/14/2016	ND@0.5	ND@0.5	ND@0.5	ND@1.5	ND	ND@0.5	ND@10	ND@0.5
	12/9/2016	ND@0.5	ND@0.5	ND@0.5	ND@1.5	ND	ND@0.5	33.9	ND@0.5
	1/6/2017	ND@0.5	ND@0.5	ND@0.5	ND@1.5	ND	ND@0.5	ND@10	ND@0.5
	6/16/2017	ND@0.5	ND@0.5	ND@0.5	ND@1.5	ND	ND@0.5	21.6	ND@0.5
	8/14/2017	ND@0.5	ND@0.5	ND@0.5	ND@1.0	ND	ND@0.5	ND@10	ND@0.5
	12/20/2017	ND@0.5	ND@0.5	ND@0.5	ND@1.0	ND	ND@0.5	ND@10	ND@0.5
	3/28/2018	ND@0.5	ND@0.5	ND@0.5	ND@1.0	ND	ND@0.5	ND@10	ND@0.5
	6/25/2018	ND@0.5	ND@0.5	ND@0.5	ND@1.0	ND	ND@0.5	ND@10	ND@0.5
9/14/2018	ND@0.5	ND@0.5	ND@0.5	ND@1.0	ND	ND@0.5	ND@10	ND@0.5	
12/7/2018	ND@0.5	ND@0.5	ND@0.5	ND@1.0	ND	ND@0.5	ND@10	ND@0.5	
3/1/2019	ND@0.5	ND@0.5	ND@0.5	ND@1.0	ND	ND@0.5	ND@10	ND@0.5	
3/19/2020	ND@0.5	ND@0.5	ND@0.5	ND@1.0	ND	ND@0.5	ND@5	ND@0.5	
8/14/2020	ND@0.5	ND@0.5	ND@0.5	ND@1.5	ND	ND@0.5	ND@5	ND@0.5	
12/11/2020	ND@0.5	ND@0.5	ND@0.5	ND@1.5	ND	ND@0.5	ND@5	ND@0.5	
6/4/2021	ND@0.5	ND@0.5	ND@0.5	ND@1.5	ND	ND@0.5	ND@5	ND@0.5	
8/16/2021	ND@0.5	ND@0.5	ND@0.5	ND@1.5	ND	ND@0.5	ND@5	ND@0.5	

Table 3
Potable Well Analytical Results
 7-Eleven Store No. 22281
 Fallston, Maryland

Sample ID	Date	Benzene	Toluene	Ethylbenzene	Total Xylenes	BTEX	MTBE	TBA	TAME
7-Eleven Potable Well GAC 2 MID 2	8/23/2004	ND@0.5	ND@0.5	ND@0.5	ND@1	ND	ND@0.5	ND@10	ND@0.5
	9/22/2004	ND@0.5	ND@0.5	ND@0.5	ND@1	ND	ND@0.5	ND@10	ND@0.5
	10/21/2004	ND@0.5	ND@0.5	ND@0.5	ND@1	ND	ND@0.5	ND@10	ND@0.5
	11/18/2004	ND@0.5	ND@0.5	ND@0.5	ND@1	ND	ND@0.5	ND@10	ND@0.5
	12/16/2004	ND@0.5	ND@0.5	ND@0.5	ND@1	ND	ND@0.5	ND@10	ND@0.5
	2/10/2005	ND@0.5	ND@0.5	ND@0.5	ND@1	ND	ND@0.5	ND@10	ND@0.5
	3/10/2005	ND@0.5	ND@0.5	ND@0.5	ND@1	ND	0.6	ND@10	ND@0.5
	4/28/2005	ND@0.5	3.8	ND@0.5	ND@1	ND	ND@0.5	ND@10	ND@0.5
	6/3/2005	ND@0.5	ND@0.5	ND@0.5	ND@1	ND	ND@0.5	ND@10	ND@0.5
	7/22/2005	ND@0.5	ND@0.5	ND@0.5	ND@1	ND	ND@0.5	ND@5	ND@5
	8/10/2005	ND@0.5	ND@0.5	ND@0.5	ND@1	ND	ND@0.5	ND@10	ND@5
	9/14/2005	ND@0.5	ND@0.5	ND@0.5	ND@1	ND	ND@0.5	ND@10	ND@5
	10/11/2005	ND@0.5	ND@0.5	ND@0.5	ND@1	ND	ND@0.5	ND@10	ND@5
	1/16/2006	ND@0.5	ND@0.5	ND@0.5	ND@1	ND	ND@0.5	ND@10	ND@5
	4/12/2006	ND@0.5	ND@0.5	ND@0.5	ND@1	ND	ND@0.5	ND@10	ND@5
	1/15/2007	ND@0.5	ND@0.5	ND@0.5	ND@1.5	ND	ND@0.5	ND@10	ND@0.5
	2/27/2007	ND@0.5	ND@0.5	ND@0.5	ND@1.5	ND	ND@0.5	ND@10	ND@0.5
	3/27/2007	ND@0.5	ND@0.5	ND@0.5	ND@1.5	ND	ND@0.5	ND@10	ND@0.5
	4/30/2007	ND@0.5	ND@0.5	ND@0.5	ND@1.5	ND	ND@0.5	ND@10	ND@0.5
	5/30/2007	ND@0.5	ND@0.5	ND@0.5	ND@1.5	ND	ND@0.5	ND@10	ND@0.5
	7/6/2007	ND@0.5	ND@0.5	ND@0.5	ND@1.5	ND	ND@0.5	ND@10	ND@0.5
	7/30/2007	ND@0.5	ND@0.5	ND@0.5	ND@1.5	ND	ND@0.5	ND@10	ND@0.5
	8/7/2007	ND@0.5	ND@0.5	ND@0.5	ND@1.5	ND	ND@0.5	ND@10	ND@0.5
	9/4/2007	ND@0.5	ND@0.5	ND@0.5	ND@1.5	ND	2.1	ND@10	ND@0.5
	10/2/2007	ND@0.5	ND@0.5	ND@0.5	ND@1.5	ND	1.4	ND@10	ND@0.5
	11/6/2007	ND@0.5	ND@0.5	ND@0.5	ND@1.5	ND	0.7	ND@10	ND@0.5
	12/4/2007	ND@0.5	ND@0.5	ND@0.5	ND@1.5	ND	0.8	ND@10	ND@0.5
	1/8/2008	ND@0.5	ND@0.5	ND@0.5	ND@1.5	ND	0.7	ND@10	ND@0.5
	2/8/2008	ND@0.5	ND@0.5	ND@0.5	ND@1.5	ND	0.6	ND@10	ND@0.5
	3/12/2008	ND@0.5	ND@0.5	ND@0.5	ND@1.5	ND	0.5	ND@10	ND@0.5
	4/1/2008	ND@0.5	ND@0.5	ND@0.5	ND@1.5	ND	0.7	ND@10	ND@0.5
	5/1/2008	ND@0.5	ND@0.5	ND@0.5	ND@1.5	ND	0.9	ND@10	ND@0.5
	6/10/2008	ND@0.5	ND@0.5	ND@0.5	ND@1.5	ND	0.7	ND@10	ND@0.5
	7/15/2008	ND@0.5	ND@0.5	ND@0.5	ND@1.5	ND	ND@0.5	ND@10	ND@0.5
8/14/2008	ND@0.5	ND@0.5	ND@0.5	ND@1.5	ND	ND@0.5	ND@10	ND@0.5	
10/9/2008	ND@0.5	ND@0.5	ND@0.5	ND@1.5	ND	0.6	ND@10	ND@0.5	
11/11/2008	ND@0.5	ND@0.5	ND@0.5	ND@1.5	ND	0.5	ND@10	ND@0.5	
12/16/2008	ND@0.5	ND@0.5	ND@0.5	ND@1.5	ND	ND@0.5	ND@10	ND@0.5	
1/13/2009	ND@0.5	ND@0.5	ND@0.5	ND@1.5	ND	ND@0.5	ND@10	ND@0.5	
2/3/2009	ND@0.5	ND@0.5	ND@0.5	ND@1.5	ND	ND@0.5	ND@10	ND@0.5	
3/19/2009	ND@0.5	ND@0.5	ND@0.5	ND@1.5	ND	ND@0.5	ND@10	ND@0.5	
4/14/2009	ND@0.5	ND@0.5	ND@0.5	ND@1.5	ND	ND@0.5	ND@10	ND@0.5	
5/5/2009	ND@0.5	ND@0.5	ND@0.5	ND@1.5	ND	ND@0.5	ND@10	ND@0.5	
6/4/2009	ND@0.5	ND@0.5	ND@0.5	ND@1.5	ND	ND@0.5	ND@10	ND@0.5	
7/1/2009	NA	NA	NA	NA	NA	NA	NA	NA	
8/27/2009	ND@0.5	ND@0.5	ND@0.5	ND@1.5	ND	ND@0.5	ND@10	ND@0.5	

Table 3
Potable Well Analytical Results
 7-Eleven Store No. 22281
 Fallston, Maryland

Sample ID	Date	Benzene	Toluene	Ethylbenzene	Total Xylenes	BTEX	MTBE	TBA	TAME
7-Eleven Potable Well GAC 2 MID 2 Continued	9/30/2009	ND@0.5	ND@0.5	ND@0.5	ND@1.5	ND	ND@0.5	ND@10	ND@0.5
	10/29/2009	ND@0.5	ND@0.5	ND@0.5	ND@1.5	ND	ND@0.5	ND@10	ND@0.5
	12/11/2009	ND@0.5	ND@0.5	ND@0.5	ND@1.5	ND	ND@0.5	ND@10	ND@0.5
	1/14/2010	ND@0.5	ND@0.5	ND@0.5	ND@1.5	ND	ND@0.5	ND@10	ND@0.5
	2/17/2010	ND@0.5	ND@0.5	ND@0.5	ND@1.5	ND	ND@0.5	ND@10	ND@0.5
	3/11/2010	ND@0.5	ND@0.5	ND@0.5	ND@1.5	ND	ND@0.5	ND@10	ND@0.5
	5/26/2010	ND@0.5	ND@0.5	ND@0.5	ND@1.5	ND	ND@0.5	ND@10	ND@0.5
	1/31/2012	ND@0.5	ND@0.5	ND@0.5	ND@1.5	ND	ND@0.5	ND@10	ND@0.5
	6/25/2012	ND@0.5	ND@0.5	ND@0.5	ND@1.5	ND	ND@0.5	ND@10	ND@0.5
	9/18/2012	ND@0.5	ND@0.5	ND@0.5	ND@1.5	ND	ND@0.5	ND@10	ND@0.5
	12/13/2012	ND@0.5	ND@0.5	ND@0.5	ND@1.5	ND	ND@0.5	ND@10	ND@0.5
	2/25/2013	ND@0.5	ND@0.5	ND@0.5	ND@1.5	ND	ND@0.5	ND@10	ND@0.5
	6/26/2013	ND@0.5	ND@0.5	ND@0.5	ND@1.5	ND	ND@0.5	ND@10	ND@0.5
	9/25/2013	ND@0.5	ND@0.5	ND@0.5	ND@1.5	ND	ND@0.5	ND@10	ND@0.5
	12/13/2013	ND@0.5	ND@0.5	ND@0.5	ND@1.5	ND	ND@0.5	ND@10	ND@0.5
	3/10/2014	ND@0.5	ND@0.5	ND@0.5	ND@1.5	ND	ND@0.5	ND@10	ND@0.5
	6/25/2014	ND@0.5	ND@0.5	ND@0.5	ND@1.5	ND	ND@0.5	ND@10	ND@0.5
	8/28/2014	ND@0.5	ND@0.5	ND@0.5	ND@1.5	ND	ND@0.5	ND@10	ND@0.5
	12/5/2014	ND@0.5	ND@0.5	ND@0.5	ND@1.5	ND	ND@0.5	ND@10	ND@0.5
	3/23/2015	ND@0.5	ND@0.5	ND@0.5	ND@1.5	ND	ND@0.5	ND@10	ND@0.5
	6/17/2015	ND@0.5	ND@0.5	ND@0.5	ND@1.5	ND	ND@0.5	ND@10	ND@0.5
	9/11/2015	ND@0.5	ND@0.5	ND@0.5	ND@1.5	ND	ND@0.5	ND@10	ND@0.5
	12/11/2015	ND@0.5	ND@0.5	ND@0.5	ND@1.5	ND	ND@0.5	ND@10	ND@0.5
	2/19/2016	ND@0.5	ND@0.5	ND@0.5	ND@1.5	ND	ND@0.5	ND@10	ND@0.5
	6/2/2016	ND@0.5	ND@0.5	ND@0.5	ND@1.5	ND	ND@0.5	ND@10	ND@0.5
	9/14/2016	ND@0.5	ND@0.5	ND@0.5	ND@1.5	ND	ND@0.5	ND@10	ND@0.5
	12/9/2016	ND@0.5	ND@0.5	ND@0.5	ND@1.5	ND	ND@0.5	33.6	ND@0.5
	1/6/2017	ND@0.5	ND@0.5	ND@0.5	ND@1.5	ND	ND@0.5	ND@10	ND@0.5
	6/16/2017	ND@0.5	ND@0.5	ND@0.5	ND@1.5	ND	ND@0.5	12.7	ND@0.5
	8/14/2017	ND@0.5	ND@0.5	ND@0.5	ND@1.0	ND	ND@0.5	ND@10	ND@0.5
	12/20/2017	ND@0.5	ND@0.5	ND@0.5	ND@1.0	ND	ND@0.5	ND@10	ND@0.5
	3/28/2018	ND@0.5	ND@0.5	ND@0.5	ND@1.0	ND	ND@0.5	ND@10	ND@0.5
	6/25/2018	ND@0.5	ND@0.5	ND@0.5	ND@1.0	ND	ND@0.5	ND@10	ND@0.5
9/14/2018	ND@0.5	ND@0.5	ND@0.5	ND@1.0	ND	ND@0.5	ND@10	ND@0.5	
12/7/2018	ND@0.5	ND@0.5	ND@0.5	ND@1.0	ND	ND@0.5	ND@10	ND@0.5	
3/1/2019	ND@0.5	ND@0.5	ND@0.5	ND@1.0	ND	ND@0.5	ND@10	ND@0.5	
3/19/2020	ND@0.5	ND@0.5	ND@0.5	ND@1.0	ND	ND@0.5	ND@5	ND@0.5	
8/14/2020	ND@0.5	ND@0.5	ND@0.5	ND@1.5	ND	ND@0.5	ND@5	ND@0.5	
12/11/2020	ND@0.5	ND@0.5	ND@0.5	ND@1.5	ND	ND@0.5	ND@5	ND@0.5	
6/4/2021	ND@0.5	ND@0.5	ND@0.5	ND@1.5	ND	ND@0.5	ND@5	ND@0.5	
8/16/2021	ND@0.5	ND@0.5	ND@0.5	ND@1.5	ND	ND@0.5	ND@5	ND@0.5	

Table 3
Potable Well Analytical Results
 7-Eleven Store No. 22281
 Fallston, Maryland

Sample ID	Date	Benzene	Toluene	Ethylbenzene	Total Xylenes	BTEX	MTBE	TBA	TAME
7-Eleven Potable Well Effluent Final	8/23/2004	ND@0.5	ND@0.5	ND@0.5	ND@1	ND	ND@0.5	ND@10	ND@0.5
	9/22/2004	ND@0.5	ND@0.5	ND@0.5	ND@1	ND	ND@0.5	ND@10	ND@0.5
	10/21/2004	ND@0.5	ND@0.5	ND@0.5	ND@1	ND	ND@0.5	ND@10	ND@0.5
	11/18/2004	ND@0.5	ND@0.5	ND@0.5	ND@1	ND	ND@0.5	ND@10	ND@0.5
	12/16/2004	ND@0.5	ND@0.5	ND@0.5	ND@1	ND	ND@0.5	ND@10	ND@0.5
	2/10/2005	ND@0.5	ND@0.5	ND@0.5	ND@1	ND	ND@0.5	ND@10	ND@0.5
	3/10/2005	ND@0.5	ND@0.5	ND@0.5	ND@1	ND	ND@0.5	ND@10	ND@0.5
	4/28/2005	ND@0.5	6.2	ND@0.5	ND@1	ND	ND@0.5	ND@10	ND@0.5
	6/3/2005	ND@0.5	ND@0.5	ND@0.5	ND@1	ND	ND@0.5	ND@10	ND@0.5
	7/22/2005	ND@0.5	ND@0.5	ND@0.5	ND@1.5	ND	ND@0.5	ND@5	ND@5
	8/10/2005	ND@0.5	ND@0.5	ND@0.5	ND@1	ND	ND@0.5	ND@10	ND@0.5
	9/14/2005	ND@0.5	ND@0.5	ND@0.5	ND@1	ND	ND@0.5	ND@10	ND@0.5
	10/11/2005	ND@0.5	ND@0.5	ND@0.5	ND@1	ND	ND@0.5	ND@10	ND@0.5
	11/22/2005	ND@0.5	ND@0.5	ND@0.5	ND@1.5	ND	ND@0.5	ND@5	ND@5
	1/16/2006	ND@0.5	ND@0.5	ND@0.5	ND@1	ND	ND@0.5	ND@10	ND@0.5
	3/16/2006	ND@0.5	ND@0.5	ND@0.5	ND@1	ND	ND@0.5	ND@5	ND@5
	4/12/2006	ND@0.5	ND@0.5	ND@0.5	ND@1	ND	ND@0.5	ND@10	ND@5
	6/30/2006	ND@0.5	ND@0.5	ND@0.5	ND@1.5	ND	ND@0.5	ND@5	ND@5
	9/12/2006	ND@0.5	ND@0.5	ND@0.5	ND@1.5	ND	ND@0.5	ND@5	ND@5
	12/7/2006	ND@0.5	ND@0.5	ND@0.5	ND@1.5	ND	ND@0.5	ND@10	ND@10
	1/15/2007	ND@0.5	ND@0.5	ND@0.5	ND@1.5	ND	ND@0.5	ND@10	ND@0.5
	2/27/2007	ND@0.5	ND@0.5	ND@0.5	ND@1.5	ND	ND@0.5	ND@10	ND@0.5
	3/27/2007	ND@0.5	ND@0.5	ND@0.5	ND@1.5	ND	ND@0.5	ND@10	ND@0.5
	4/30/2007	ND@0.5	ND@0.5	ND@0.5	ND@1.5	ND	ND@0.5	ND@10	ND@0.5
	4/30/2007	ND@0.5	ND@0.5	ND@0.5	ND@1.5	ND	ND@0.5	ND@10	ND@0.5
	5/30/2007	ND@0.5	ND@0.5	ND@0.5	ND@1.5	ND	ND@0.5	ND@10	ND@0.5
	7/6/2007	ND@0.5	ND@0.5	ND@0.5	ND@1.5	ND	ND@0.5	ND@10	ND@0.5
	7/30/2007	ND@0.5	ND@0.5	ND@0.5	ND@1.5	ND	ND@0.5	ND@10	ND@0.5
	8/7/2007	ND@0.5	ND@0.5	ND@0.5	ND@1.5	ND	ND@0.5	ND@10	ND@0.5
	9/4/2007	ND@0.5	ND@0.5	ND@0.5	ND@1.5	ND	ND@0.5	ND@10	ND@0.5
	10/2/2007	ND@0.5	ND@0.5	ND@0.5	ND@1.5	ND	ND@0.5	ND@10	ND@0.5
	11/6/2007	ND@0.5	ND@0.5	ND@0.5	ND@1.5	ND	ND@0.5	ND@10	ND@0.5
	12/4/2007	ND@0.5	ND@0.5	ND@0.5	ND@1.5	ND	ND@0.5	ND@10	ND@0.5
	1/8/2008	ND@0.5	ND@0.5	ND@0.5	ND@1.5	ND	ND@0.5	ND@10	ND@0.5
2/8/2008	ND@0.5	ND@0.5	ND@0.5	ND@1.5	ND	ND@0.5	ND@10	ND@0.5	
3/12/2008	ND@0.5	ND@0.5	ND@0.5	ND@1.5	ND	ND@0.5	ND@10	ND@0.5	
4/12/2008	ND@0.5	ND@0.5	ND@0.5	ND@1.5	ND	ND@0.5	ND@10	ND@0.5	
5/1/2008	ND@0.5	ND@0.5	ND@0.5	ND@1.5	ND	ND@0.5	ND@10	ND@0.5	
6/10/2008	ND@0.5	ND@0.5	ND@0.5	ND@1.5	ND	ND@0.5	ND@10	ND@0.5	
7/15/2008	ND@0.5	ND@0.5	ND@0.5	ND@1.5	ND	ND@0.5	ND@10	ND@0.5	
8/14/2008	ND@0.5	ND@0.5	ND@0.5	ND@1.5	ND	ND@0.5	ND@10	ND@0.5	
10/9/2008	ND@0.5	ND@0.5	ND@0.5	ND@1.5	ND	ND@0.5	ND@10	ND@0.5	
11/11/2008	ND@0.5	ND@0.5	ND@0.5	ND@1.5	ND	ND@0.5	ND@10	ND@0.5	
12/16/2008	ND@0.5	ND@0.5	ND@0.5	ND@1.5	ND	ND@0.5	ND@10	ND@0.5	
1/13/2009	ND@0.5	ND@0.5	ND@0.5	ND@1.5	ND	ND@0.5	ND@10	ND@0.5	
2/3/2009	ND@0.5	ND@0.5	ND@0.5	ND@1.5	ND	ND@0.5	ND@10	ND@0.5	
3/19/2009	ND@0.5	ND@0.5	ND@0.5	ND@1.5	ND	ND@0.5	ND@10	ND@0.5	
4/14/2009	ND@0.5	ND@0.5	ND@0.5	ND@1.5	ND	ND@0.5	ND@10	ND@0.5	

Table 3
Potable Well Analytical Results
 7-Eleven Store No. 22281
 Fallston, Maryland

Sample ID	Date	Benzene	Toluene	Ethylbenzene	Total Xylenes	BTEX	MTBE	TBA	TAME
7-Eleven Potable Well Effluent Final Continued	5/5/2009	ND@0.5	ND@0.5	ND@0.5	ND@1.5	ND	ND@0.5	ND@10	ND@0.5
	6/4/2009	ND@0.5	ND@0.5	ND@0.5	ND@1.5	ND	ND@0.5	ND@10	ND@0.5
	7/1/2009	NA	NA	NA	NA	NA	NA	NA	NA
	8/27/2009	ND@0.5	ND@0.5	ND@0.5	ND@1.5	ND	ND@0.5	ND@10	ND@0.5
	9/30/2009	ND@0.5	ND@0.5	ND@0.5	ND@1.5	ND	ND@0.5	ND@10	ND@0.5
	10/29/2009	ND@0.5	ND@0.5	ND@0.5	ND@1.5	ND	ND@0.5	ND@10	ND@0.5
	12/11/2009	ND@0.5	ND@0.5	ND@0.5	ND@1.5	ND	ND@0.5	ND@10	ND@0.5
	1/14/2010	ND@0.5	ND@0.5	ND@0.5	ND@1.5	ND	ND@0.5	ND@10	ND@0.5
	2/17/2010	ND@0.5	ND@0.5	ND@0.5	ND@1.5	ND	ND@0.5	ND@10	ND@0.5
	3/11/2010	ND@0.5	ND@0.5	ND@0.5	ND@1.5	ND	ND@0.5	ND@10	ND@0.5
	5/26/2010	ND@0.5	ND@0.5	ND@0.5	ND@1.5	ND	ND@0.5	ND@10	ND@0.5
	1/31/2012	ND@0.5	ND@0.5	ND@0.5	ND@1.5	ND	ND@0.5	ND@10	ND@0.5
	6/25/2012	ND@0.5	ND@0.5	ND@0.5	ND@1.5	ND	ND@0.5	ND@10	ND@0.5
	9/18/2012	ND@0.5	ND@0.5	ND@0.5	ND@1.5	ND	ND@0.5	ND@10	ND@0.5
	12/13/2012	ND@0.5	ND@0.5	ND@0.5	ND@1.5	ND	ND@0.5	ND@10	ND@0.5
	2/25/2013	ND@0.5	ND@0.5	ND@0.5	ND@1.5	ND	ND@0.5	ND@10	ND@0.5
	6/26/2013	ND@0.5	ND@0.5	ND@0.5	ND@1.5	ND	ND@0.5	ND@10	ND@0.5
	9/25/2013	ND@0.5	ND@0.5	ND@0.5	ND@1.5	ND	ND@0.5	ND@10	ND@0.5
	12/13/2013	ND@0.5	ND@0.5	ND@0.5	ND@1.5	ND	ND@0.5	ND@10	ND@0.5
	3/10/2014	ND@0.5	ND@0.5	ND@0.5	ND@1.5	ND	ND@0.5	ND@10	ND@0.5
	6/25/2014	ND@0.5	ND@0.5	ND@0.5	ND@1.5	ND	ND@0.5	ND@10	ND@0.5
	8/28/2014	ND@0.5	ND@0.5	ND@0.5	ND@1.5	ND	ND@0.5	ND@10	ND@0.5
	12/5/2014	ND@0.5	ND@0.5	ND@0.5	ND@1.5	ND	ND@0.5	ND@10	ND@0.5
	3/23/2015	ND@0.5	ND@0.5	ND@0.5	ND@1.5	ND	ND@0.5	ND@10	ND@0.5
	6/17/2015	ND@0.5	ND@0.5	ND@0.5	ND@1.5	ND	ND@0.5	ND@10	ND@0.5
	9/11/2015	ND@0.5	ND@0.5	ND@0.5	ND@1.5	ND	ND@0.5	ND@10	ND@0.5
	12/11/2015	ND@0.5	ND@0.5	ND@0.5	ND@1.5	ND	ND@0.5	ND@10	ND@0.5
	12/21/2015	ND@0.5	ND@0.5	ND@0.5	ND@1.0	ND	ND@0.5	ND@10	ND@0.5
	2/19/2016	ND@0.5	ND@0.5	ND@0.5	ND@1.0	ND	ND@0.5	ND@10	ND@0.5
	6/2/2016	ND@0.5	ND@0.5	ND@0.5	ND@1.0	ND	ND@0.5	ND@10	ND@0.5
	9/14/2016	ND@0.5	ND@0.5	ND@0.5	ND@1.0	ND	ND@0.5	ND@10	ND@0.5
	12/9/2016	ND@0.5	ND@0.5	ND@0.5	ND@1.0	ND	ND@0.5	48.1	ND@0.5
	1/6/2017	ND@0.5	ND@0.5	ND@0.5	ND@1.0	ND	ND@0.5	ND@10	ND@0.5
1/10/2017	ND@0.5	ND@0.5	ND@0.5	ND@1.0	ND	ND@0.5	ND@10	ND@0.5	
6/16/2017	ND@0.5	ND@0.5	ND@0.5	ND@1.5	ND	ND@0.5	40.5	ND@0.6	
8/14/2017	NA	NA	NA	NA	NA	NA	NA	NA	
12/20/2017	ND@0.5	ND@0.5	ND@0.5	ND@1.0	ND	ND@0.5	ND@10	ND@0.5	
3/28/2018	ND@0.5	ND@0.5	ND@0.5	ND@1.0	ND	ND@0.5	ND@10	ND@0.5	
6/25/2018	ND@0.5	ND@0.5	ND@0.5	ND@1.0	ND	ND@0.5	ND@10	ND@0.5	
9/14/2018	ND@0.5	ND@0.5	ND@0.5	ND@1.0	ND	ND@0.5	ND@10	ND@0.5	
12/7/2018	ND@0.5	ND@0.5	ND@0.5	ND@1.0	ND	ND@0.5	ND@10	ND@0.5	
3/1/2019	ND@0.5	ND@0.5	ND@0.5	ND@1.0	ND	ND@0.5	ND@10	ND@0.5	
3/19/2020	ND@0.5	ND@0.5	ND@0.5	ND@1.0	ND	ND@0.5	ND@5	ND@0.5	
8/14/2020	ND@0.5	ND@0.5	ND@0.5	ND@1.5	ND	ND@0.5	ND@5	ND@0.5	
12/11/2020	ND@0.5	ND@0.5	ND@0.5	ND@1.5	ND	ND@0.5	ND@5	ND@0.5	
6/4/2021	ND@0.5	ND@0.5	ND@0.5	ND@1.5	ND	ND@0.5	ND@5	ND@0.5	
8/16/2021	ND@0.5	ND@0.5	ND@0.5	ND@1.5	ND	ND@0.5	ND@5	ND@0.5	
EPA NPDWR MCLs (ug/L)		5	1,000	700	10,000	NS	20*	-	-

Table 3
Potable Well Analytical Results
 7-Eleven Store No. 22281
 Fallston, Maryland

Sample ID	Date	Benzene	Toluene	Ethylbenzene	Total Xylenes	BTEX	MTBE	TBA	TAME
2414 Pleasantville Road	6/11/2009	ND@0.5	ND@0.5	ND@0.5	ND@1	ND	3.4	NA	NA
	2/18/2010	ND@0.5	ND@0.5	ND@0.5	ND@1	ND	3.8	NA	NA
	6/7/2010	ND@0.5	ND@0.5	ND@0.5	ND@1,5	ND	2.5	NA	NA
	12/20/2010	ND@0.5	ND@0.5	ND@0.5	ND@1,5	ND	1.8	NA	NA
	6/29/2011	ND@0.5	ND@0.5	ND@0.5	ND@1,5	ND	ND@0.5	NA	NA
	12/8/2011	ND@0.5	ND@0.5	ND@0.5	ND@1,5	ND	ND@0.5	NA	NA
	6/5/2012	ND@0.5	11	ND@0.5	ND@1,5	11	ND@0.5	NA	NA
	12/6/2012	ND@0.5	ND@0.5	ND@0.5	ND@1,5	ND	ND@0.5	NA	NA
	6/6/2013	ND@0.5	ND@0.5	ND@0.5	ND@1,5	ND	ND@0.5	NA	NA
	12/18/2013	ND@0.5	ND@0.5	ND@0.5	ND@1,5	ND	ND@0.5	NA	NA
Sampling Discontinued per the MDE - Access not Obtained by AECOM in 2021									
2019 Fallston Road	3/15/2021	ND@0.5	ND@0.5	ND@0.5	ND@0.5	ND	ND@0.5	ND@10	ND@0.5
2101 Fallston Road	3/15/2021	ND@0.5	ND@0.5	ND@0.5	ND@0.5	ND	ND@0.5	ND@10	ND@0.5
2108 Fallston Road (and 2106 Fallston Road)	8/9/2004 ¹	ND@0.5	ND@0.5	ND@0.5	ND@1.5	ND	1.61	NA	ND@0.5
	12/14/2007 ¹	ND@0.5	ND@0.5	ND@0.5	ND@1.5	ND	1.43	NA	ND@0.5
	1/29/2008 ¹	ND@0.5	ND@0.5	ND@0.5	ND@1.5	ND	ND@0.5	NA	ND@0.5
	7/23/2009 ¹	ND@0.5	ND@0.5	ND@0.5	ND@1.5	ND	ND@0.5	NA	ND@0.5
	1/5/2010 ¹	ND@0.5	ND@0.5	ND@0.5	ND@1.5	ND	1.36	NA	ND@0.5
	5/8/2012 ¹	ND@0.5	ND@0.5	ND@0.5	ND@1.5	ND	2.09	NA	ND@0.5
	3/15/2021	ND@0.5	ND@0.5	ND@0.5	ND@0.5	ND	1.17	ND@10	ND@0.5
2118 Fallston Road	3/15/2021	ND@0.5	ND@0.5	ND@0.5	ND@0.5	ND	ND@0.5	ND@10	ND@0.5
2402 Pleasantville Road	3/15/2021	ND@0.5	ND@0.5	<0.500	ND@0.5	ND	ND@0.5	ND@10	ND@0.5
2403 Pleasantville Road	4/26/2021	ND@0.5	ND@0.5	ND@0.5	ND@0.5	ND	ND@0.5	ND@10	ND@0.5
2404 Pleasantville Road	Access Not Obtained								
2410 Pleasantville Road	4/26/2021	ND@0.5	ND@0.5	ND@0.5	ND@0.5	ND	ND@0.5	ND@10	ND@0.5
2418 Pleasantville Road	3/15/2021	ND@0.5	ND@0.5	ND@0.5	ND@0.5	ND	ND@0.5	ND@10	ND@0.5
2318 Pleasantville Road	4/26/2021	ND@0.5	ND@0.5	ND@0.5	ND@0.5	ND	ND@0.5	ND@10	ND@0.5
2320 Pleasantville Road	3/15/2021	ND@0.5	ND@0.5	ND@0.5	ND@0.5	ND	ND@0.5	ND@10	ND@0.5
2322 Pleasantville Road	8/11/2021	ND@0.5	ND@0.5	ND@0.5	ND@0.5	ND	2.00	ND@10	ND@0.5
2118 Round Hill Road	1/13/2010 ¹	ND@0.5	ND@0.5	ND@0.5	ND@1.5	ND	ND@0.5	NA	ND@0.5
	5/9/2012 ¹	ND@0.5	ND@0.5	ND@0.5	ND@1.5	ND	0.55	NA	ND@0.5
	4/26/2021 ²	ND@0.5	ND@0.5	ND@0.5	ND@0.5	ND	0.700	ND@10	ND@0.5
2120 Round Hill Road	1/13/2010 ¹	ND@0.5	ND@0.5	ND@0.5	ND@1.5	ND	ND@0.5	NA	ND@0.5
	5/9/2012 ¹	ND@0.5	ND@0.5	ND@0.5	ND@1.5	ND	0.76	NA	ND@0.5
	5/10/2021 ²	ND@0.5	ND@0.5	ND@0.5	ND@0.5	ND	1.08	ND@10	ND@0.5
EPA NPDWR MCLs (ug/L)		5	1,000	700	10,000	NS	20*	-	-

Notes:

All units micrograms-per liter (ug/L)
 BTEX - Total Benzene, Toluene, Ethylbenzene and Xylenes
 MTBE - methyl tert-butyl ether
 TBA - tert-butanol
 TAME - tert-amyl methyl ether
 NPDWR: National Primary Drinking Water Regulations

¹ Samples collected by Harford County Health Department
² Refer to *Offsite Potable Well Investigation Results* (May 27, 2021) for additional analytes detected in these samples
 NA - Not Analyzed
 June 2007 sample was collected on July 6, 2007
 EPA: Environmental Protection Agency

ATTACHMENT A
Laboratory Analytical Results


ANALYTICAL REPORT

Eurofins TestAmerica, Pensacola
3355 McLemore Drive
Pensacola, FL 32514
Tel: (850)474-1001

Laboratory Job ID: 400-209006-1
Laboratory SDG: 2400 Pleasantville Rd, Fallston, MD
Client Project/Site: 7-11 No 22281 (MD)

For:
AECOM
430 National Business Parkway
Suite 190
Annapolis Junction, Maryland 20701

Attn: Ms. Rachael Allen



Authorized for release by:
10/7/2021 11:16:29 PM

Marty Edwards, Client Service Manager
(850)471-6227
Marty.Edwards@Eurofinset.com

LINKS

Review your project
results through
TotalAccess

Have a Question?



Visit us at:

www.eurofinsus.com/Env

The test results in this report meet all 2003 NELAC, 2009 TNI, and 2016 TNI requirements for accredited parameters, exceptions are noted in this report. This report may not be reproduced except in full, and with written approval from the laboratory. For questions please contact the Project Manager at the e-mail address or telephone number listed on this page.

This report has been electronically signed and authorized by the signatory. Electronic signature is intended to be the legally binding equivalent of a traditionally handwritten signature.

Results relate only to the items tested and the sample(s) as received by the laboratory.



Table of Contents

Cover Page	1
Table of Contents	2
Case Narrative	3
Detection Summary	4
Sample Summary	5
Client Sample Results	6
Definitions	28
Surrogate Summary	29
QC Association	30
QC Sample Results	31
Chronicle	35
Method Summary	38
Certification Summary	39
Chain of Custody	40
Receipt Checklists	41

Case Narrative

Client: AECOM
Project/Site: 7-11 No 22281 (MD)

Job ID: 400-209006-1
SDG: 2400 Pleasantville Rd, Fallston, MD

Job ID: 400-209006-1

Laboratory: Eurofins TestAmerica, Pensacola

Narrative

Job Narrative 400-209006-1

Comments

No additional comments.

Receipt

The samples were received on 9/29/2021 9:15 AM. Unless otherwise noted below, the samples arrived in good condition, and where required, properly preserved and on ice. The temperature of the cooler at receipt was 0.9° C.

GC/MS VOA

No analytical or quality issues were noted, other than those described in the Definitions/Glossary page.

GC VOA

No analytical or quality issues were noted, other than those described in the Definitions/Glossary page.

VOA Prep

No analytical or quality issues were noted, other than those described in the Definitions/Glossary page.

Detection Summary

Client: AECOM
Project/Site: 7-11 No 22281 (MD)

Job ID: 400-209006-1
SDG: 2400 Pleasantville Rd, Fallston, MD

Client Sample ID: MW-4A-092721

Lab Sample ID: 400-209006-1

Analyte	Result	Qualifier	RL	MDL	Unit	Dil Fac	D	Method	Prep Type
Methyl tert-butyl ether	4.06		1.00		ug/L	1		8260B	Total/NA

Client Sample ID: HW-3-092721

Lab Sample ID: 400-209006-2

Analyte	Result	Qualifier	RL	MDL	Unit	Dil Fac	D	Method	Prep Type
Methyl tert-butyl ether	5.21		1.00		ug/L	1		8260B	Total/NA
Tetrachloroethene	1.43		1.00		ug/L	1		8260B	Total/NA

Client Sample ID: MW-6-092721

Lab Sample ID: 400-209006-3

Analyte	Result	Qualifier	RL	MDL	Unit	Dil Fac	D	Method	Prep Type
Methyl tert-butyl ether	1.15		1.00		ug/L	1		8260B	Total/NA
Tetrachloroethene	1.30		1.00		ug/L	1		8260B	Total/NA

Client Sample ID: MW-8A-092721

Lab Sample ID: 400-209006-4

Analyte	Result	Qualifier	RL	MDL	Unit	Dil Fac	D	Method	Prep Type
Chloromethane	8.32		1.00		ug/L	1		8260B	Total/NA

Client Sample ID: MW-8B-092721

Lab Sample ID: 400-209006-5

No Detections.

Client Sample ID: MW-8C-092721

Lab Sample ID: 400-209006-6

No Detections.

Client Sample ID: MW-9-092721

Lab Sample ID: 400-209006-7

Analyte	Result	Qualifier	RL	MDL	Unit	Dil Fac	D	Method	Prep Type
Methyl tert-butyl ether	1.13		1.00		ug/L	1		8260B	Total/NA

Client Sample ID: MW-10-092721

Lab Sample ID: 400-209006-8

Analyte	Result	Qualifier	RL	MDL	Unit	Dil Fac	D	Method	Prep Type
Methyl tert-butyl ether	1.22		1.00		ug/L	1		8260B	Total/NA

Client Sample ID: MW-11-092721

Lab Sample ID: 400-209006-9

Analyte	Result	Qualifier	RL	MDL	Unit	Dil Fac	D	Method	Prep Type
Chloroform	2.07		1.00		ug/L	1		8260B	Total/NA

Client Sample ID: MW-12-092721

Lab Sample ID: 400-209006-10

No Detections.

Client Sample ID: MW-13-092721

Lab Sample ID: 400-209006-11

No Detections.

This Detection Summary does not include radiochemical test results.

Eurofins TestAmerica, Pensacola

Sample Summary

Client: AECOM
Project/Site: 7-11 No 22281 (MD)

Job ID: 400-209006-1
SDG: 2400 Pleasantville Rd, Fallston, MD

Lab Sample ID	Client Sample ID	Matrix	Collected	Received
400-209006-1	MW-4A-092721	Water	09/27/21 10:30	09/29/21 09:15
400-209006-2	HW-3-092721	Water	09/27/21 12:45	09/29/21 09:15
400-209006-3	MW-6-092721	Water	09/27/21 13:05	09/29/21 09:15
400-209006-4	MW-8A-092721	Water	09/27/21 14:10	09/29/21 09:15
400-209006-5	MW-8B-092721	Water	09/27/21 13:40	09/29/21 09:15
400-209006-6	MW-8C-092721	Water	09/27/21 12:30	09/29/21 09:15
400-209006-7	MW-9-092721	Water	09/27/21 11:20	09/29/21 09:15
400-209006-8	MW-10-092721	Water	09/27/21 12:05	09/29/21 09:15
400-209006-9	MW-11-092721	Water	09/27/21 12:15	09/29/21 09:15
400-209006-10	MW-12-092721	Water	09/27/21 10:45	09/29/21 09:15
400-209006-11	MW-13-092721	Water	09/27/21 11:30	09/29/21 09:15

1

2

3

4

5

6

7

8

9

10

11

12

13

14

15

Client Sample Results

Client: AECOM
Project/Site: 7-11 No 22281 (MD)

Job ID: 400-209006-1
SDG: 2400 Pleasantville Rd, Fallston, MD

Client Sample ID: MW-4A-092721

Lab Sample ID: 400-209006-1

Date Collected: 09/27/21 10:30

Matrix: Water

Date Received: 09/29/21 09:15

Method: 8260B - Volatile Organic Compounds (GC/MS)

Analyte	Result	Qualifier	RL	MDL	Unit	D	Prepared	Analyzed	Dil Fac
1,1,1-Trichloroethane	ND		1.00		ug/L			10/01/21 16:21	1
1,1,2,2-Tetrachloroethane	ND		1.00		ug/L			10/01/21 16:21	1
1,1,2-Trichloroethane	ND		5.00		ug/L			10/01/21 16:21	1
1,1-Dichloroethane	ND		1.00		ug/L			10/01/21 16:21	1
1,1-Dichloroethene	ND		1.00		ug/L			10/01/21 16:21	1
1,2,3-Trichlorobenzene	ND		1.00		ug/L			10/01/21 16:21	1
1,2,4-Trichlorobenzene	ND		1.00		ug/L			10/01/21 16:21	1
1,2,4-Trimethylbenzene	ND		1.00		ug/L			10/01/21 16:21	1
1,2-Dibromo-3-Chloropropane	ND		5.00		ug/L			10/01/21 16:21	1
1,2-Dibromoethane (EDB)	ND		1.00		ug/L			10/01/21 16:21	1
1,2-Dichlorobenzene	ND		1.00		ug/L			10/01/21 16:21	1
1,2-Dichloroethane	ND		1.00		ug/L			10/01/21 16:21	1
1,2-Dichloropropane	ND		1.00		ug/L			10/01/21 16:21	1
1,3,5-Trimethylbenzene	ND		1.00		ug/L			10/01/21 16:21	1
1,3-Dichlorobenzene	ND		1.00		ug/L			10/01/21 16:21	1
1,4-Dichlorobenzene	ND		1.00		ug/L			10/01/21 16:21	1
2-Butanone (MEK)	ND		25.0		ug/L			10/01/21 16:21	1
2-Hexanone	ND		25.0		ug/L			10/01/21 16:21	1
4-Methyl-2-pentanone (MIBK)	ND		25.0		ug/L			10/01/21 16:21	1
Acetone	ND		25.0		ug/L			10/01/21 16:21	1
Benzene	ND		1.00		ug/L			10/01/21 16:21	1
Bromochloromethane	ND		1.00		ug/L			10/01/21 16:21	1
Bromodichloromethane	ND		1.00		ug/L			10/01/21 16:21	1
Bromoform	ND		5.00		ug/L			10/01/21 16:21	1
Bromomethane	ND		1.00		ug/L			10/01/21 16:21	1
Carbon disulfide	ND		1.00		ug/L			10/01/21 16:21	1
Carbon tetrachloride	ND		1.00		ug/L			10/01/21 16:21	1
Chlorobenzene	ND		1.00		ug/L			10/01/21 16:21	1
Chlorodibromomethane	ND		1.00		ug/L			10/01/21 16:21	1
Chloroethane	ND		1.00		ug/L			10/01/21 16:21	1
Chloroform	ND		1.00		ug/L			10/01/21 16:21	1
Chloromethane	ND		1.00		ug/L			10/01/21 16:21	1
cis-1,2-Dichloroethene	ND		1.00		ug/L			10/01/21 16:21	1
cis-1,3-Dichloropropene	ND		5.00		ug/L			10/01/21 16:21	1
Cyclohexane	ND		1.00		ug/L			10/01/21 16:21	1
Dichlorodifluoromethane	ND		1.00		ug/L			10/01/21 16:21	1
Diisopropyl ether	ND		1.00		ug/L			10/01/21 16:21	1
Ethyl tert-butyl ether	ND		1.00		ug/L			10/01/21 16:21	1
Ethylbenzene	ND		1.00		ug/L			10/01/21 16:21	1
Freon 113	ND		1.00		ug/L			10/01/21 16:21	1
Isopropylbenzene	ND		1.00		ug/L			10/01/21 16:21	1
m,p-Xylene	ND		5.00		ug/L			10/01/21 16:21	1
Methyl acetate	ND		5.00		ug/L			10/01/21 16:21	1
Methyl tert-butyl ether	4.06		1.00		ug/L			10/01/21 16:21	1
Methylcyclohexane	ND		1.00		ug/L			10/01/21 16:21	1
Methylene Chloride	ND		5.00		ug/L			10/01/21 16:21	1
Naphthalene	ND		1.00		ug/L			10/01/21 16:21	1
o-Xylene	ND		5.00		ug/L			10/01/21 16:21	1
Styrene	ND		1.00		ug/L			10/01/21 16:21	1

Client Sample Results

Client: AECOM
Project/Site: 7-11 No 22281 (MD)

Job ID: 400-209006-1
SDG: 2400 Pleasantville Rd, Fallston, MD

Client Sample ID: MW-4A-092721

Lab Sample ID: 400-209006-1

Date Collected: 09/27/21 10:30

Matrix: Water

Date Received: 09/29/21 09:15

Method: 8260B - Volatile Organic Compounds (GC/MS) (Continued)

Analyte	Result	Qualifier	RL	MDL	Unit	D	Prepared	Analyzed	Dil Fac
Tert-amyl methyl ether	ND		1.00		ug/L			10/01/21 16:21	1
tert-Butyl alcohol (TBA)	ND		10.0		ug/L			10/01/21 16:21	1
Tetrachloroethene	ND		1.00		ug/L			10/01/21 16:21	1
Toluene	ND		1.00		ug/L			10/01/21 16:21	1
trans-1,2-Dichloroethene	ND		1.00		ug/L			10/01/21 16:21	1
trans-1,3-Dichloropropene	ND		5.00		ug/L			10/01/21 16:21	1
Trichloroethene	ND		1.00		ug/L			10/01/21 16:21	1
Trichlorofluoromethane	ND		1.00		ug/L			10/01/21 16:21	1
Vinyl chloride	ND		1.00		ug/L			10/01/21 16:21	1
Xylenes, Total	ND		10.0		ug/L			10/01/21 16:21	1

Surrogate	%Recovery	Qualifier	Limits	Prepared	Analyzed	Dil Fac
4-Bromofluorobenzene	93		72 - 119		10/01/21 16:21	1
Dibromofluoromethane	102		75 - 126		10/01/21 16:21	1
Toluene-d8 (Surr)	96		64 - 132		10/01/21 16:21	1

Method: 8015C - Gasoline Range Organics (GRO) (GC)

Analyte	Result	Qualifier	RL	MDL	Unit	D	Prepared	Analyzed	Dil Fac
C6-C10	ND		47.0		ug/L			10/06/21 21:32	1

Surrogate	%Recovery	Qualifier	Limits	Prepared	Analyzed	Dil Fac
a,a,a-Trifluorotoluene (fid)	93		69 - 147		10/06/21 21:32	1

Client Sample Results

Client: AECOM
Project/Site: 7-11 No 22281 (MD)

Job ID: 400-209006-1
SDG: 2400 Pleasantville Rd, Fallston, MD

Client Sample ID: HW-3-092721

Lab Sample ID: 400-209006-2

Date Collected: 09/27/21 12:45

Matrix: Water

Date Received: 09/29/21 09:15

Method: 8260B - Volatile Organic Compounds (GC/MS)

Analyte	Result	Qualifier	RL	MDL	Unit	D	Prepared	Analyzed	Dil Fac
1,1,1-Trichloroethane	ND		1.00		ug/L			10/01/21 16:45	1
1,1,2,2-Tetrachloroethane	ND		1.00		ug/L			10/01/21 16:45	1
1,1,2-Trichloroethane	ND		5.00		ug/L			10/01/21 16:45	1
1,1-Dichloroethane	ND		1.00		ug/L			10/01/21 16:45	1
1,1-Dichloroethene	ND		1.00		ug/L			10/01/21 16:45	1
1,2,3-Trichlorobenzene	ND		1.00		ug/L			10/01/21 16:45	1
1,2,4-Trichlorobenzene	ND		1.00		ug/L			10/01/21 16:45	1
1,2,4-Trimethylbenzene	ND		1.00		ug/L			10/01/21 16:45	1
1,2-Dibromo-3-Chloropropane	ND		5.00		ug/L			10/01/21 16:45	1
1,2-Dibromoethane (EDB)	ND		1.00		ug/L			10/01/21 16:45	1
1,2-Dichlorobenzene	ND		1.00		ug/L			10/01/21 16:45	1
1,2-Dichloroethane	ND		1.00		ug/L			10/01/21 16:45	1
1,2-Dichloropropane	ND		1.00		ug/L			10/01/21 16:45	1
1,3,5-Trimethylbenzene	ND		1.00		ug/L			10/01/21 16:45	1
1,3-Dichlorobenzene	ND		1.00		ug/L			10/01/21 16:45	1
1,4-Dichlorobenzene	ND		1.00		ug/L			10/01/21 16:45	1
2-Butanone (MEK)	ND		25.0		ug/L			10/01/21 16:45	1
2-Hexanone	ND		25.0		ug/L			10/01/21 16:45	1
4-Methyl-2-pentanone (MIBK)	ND		25.0		ug/L			10/01/21 16:45	1
Acetone	ND		25.0		ug/L			10/01/21 16:45	1
Benzene	ND		1.00		ug/L			10/01/21 16:45	1
Bromochloromethane	ND		1.00		ug/L			10/01/21 16:45	1
Bromodichloromethane	ND		1.00		ug/L			10/01/21 16:45	1
Bromoform	ND		5.00		ug/L			10/01/21 16:45	1
Bromomethane	ND		1.00		ug/L			10/01/21 16:45	1
Carbon disulfide	ND		1.00		ug/L			10/01/21 16:45	1
Carbon tetrachloride	ND		1.00		ug/L			10/01/21 16:45	1
Chlorobenzene	ND		1.00		ug/L			10/01/21 16:45	1
Chlorodibromomethane	ND		1.00		ug/L			10/01/21 16:45	1
Chloroethane	ND		1.00		ug/L			10/01/21 16:45	1
Chloroform	ND		1.00		ug/L			10/01/21 16:45	1
Chloromethane	ND		1.00		ug/L			10/01/21 16:45	1
cis-1,2-Dichloroethene	ND		1.00		ug/L			10/01/21 16:45	1
cis-1,3-Dichloropropene	ND		5.00		ug/L			10/01/21 16:45	1
Cyclohexane	ND		1.00		ug/L			10/01/21 16:45	1
Dichlorodifluoromethane	ND		1.00		ug/L			10/01/21 16:45	1
Diisopropyl ether	ND		1.00		ug/L			10/01/21 16:45	1
Ethyl tert-butyl ether	ND		1.00		ug/L			10/01/21 16:45	1
Ethylbenzene	ND		1.00		ug/L			10/01/21 16:45	1
Freon 113	ND		1.00		ug/L			10/01/21 16:45	1
Isopropylbenzene	ND		1.00		ug/L			10/01/21 16:45	1
m,p-Xylene	ND		5.00		ug/L			10/01/21 16:45	1
Methyl acetate	ND		5.00		ug/L			10/01/21 16:45	1
Methyl tert-butyl ether	5.21		1.00		ug/L			10/01/21 16:45	1
Methylcyclohexane	ND		1.00		ug/L			10/01/21 16:45	1
Methylene Chloride	ND		5.00		ug/L			10/01/21 16:45	1
Naphthalene	ND		1.00		ug/L			10/01/21 16:45	1
o-Xylene	ND		5.00		ug/L			10/01/21 16:45	1
Styrene	ND		1.00		ug/L			10/01/21 16:45	1

Client Sample Results

Client: AECOM
 Project/Site: 7-11 No 22281 (MD)

Job ID: 400-209006-1
 SDG: 2400 Pleasantville Rd, Fallston, MD

Client Sample ID: HW-3-092721

Lab Sample ID: 400-209006-2

Date Collected: 09/27/21 12:45

Matrix: Water

Date Received: 09/29/21 09:15

Method: 8260B - Volatile Organic Compounds (GC/MS) (Continued)

Analyte	Result	Qualifier	RL	MDL	Unit	D	Prepared	Analyzed	Dil Fac
Tert-amyl methyl ether	ND		1.00		ug/L			10/01/21 16:45	1
tert-Butyl alcohol (TBA)	ND		10.0		ug/L			10/01/21 16:45	1
Tetrachloroethene	1.43		1.00		ug/L			10/01/21 16:45	1
Toluene	ND		1.00		ug/L			10/01/21 16:45	1
trans-1,2-Dichloroethene	ND		1.00		ug/L			10/01/21 16:45	1
trans-1,3-Dichloropropene	ND		5.00		ug/L			10/01/21 16:45	1
Trichloroethene	ND		1.00		ug/L			10/01/21 16:45	1
Trichlorofluoromethane	ND		1.00		ug/L			10/01/21 16:45	1
Vinyl chloride	ND		1.00		ug/L			10/01/21 16:45	1
Xylenes, Total	ND		10.0		ug/L			10/01/21 16:45	1

Surrogate	%Recovery	Qualifier	Limits	Prepared	Analyzed	Dil Fac
4-Bromofluorobenzene	93		72 - 119		10/01/21 16:45	1
Dibromofluoromethane	103		75 - 126		10/01/21 16:45	1
Toluene-d8 (Surr)	98		64 - 132		10/01/21 16:45	1

Method: 8015C - Gasoline Range Organics (GRO) (GC)

Analyte	Result	Qualifier	RL	MDL	Unit	D	Prepared	Analyzed	Dil Fac
C6-C10	ND		47.0		ug/L			10/06/21 22:28	1

Surrogate	%Recovery	Qualifier	Limits	Prepared	Analyzed	Dil Fac
a,a,a-Trifluorotoluene (fid)	92		69 - 147		10/06/21 22:28	1

Client Sample Results

Client: AECOM
Project/Site: 7-11 No 22281 (MD)

Job ID: 400-209006-1
SDG: 2400 Pleasantville Rd, Fallston, MD

Client Sample ID: MW-6-092721

Lab Sample ID: 400-209006-3

Date Collected: 09/27/21 13:05

Matrix: Water

Date Received: 09/29/21 09:15

Method: 8260B - Volatile Organic Compounds (GC/MS)

Analyte	Result	Qualifier	RL	MDL	Unit	D	Prepared	Analyzed	Dil Fac
1,1,1-Trichloroethane	ND		1.00		ug/L			10/01/21 17:09	1
1,1,2,2-Tetrachloroethane	ND		1.00		ug/L			10/01/21 17:09	1
1,1,2-Trichloroethane	ND		5.00		ug/L			10/01/21 17:09	1
1,1-Dichloroethane	ND		1.00		ug/L			10/01/21 17:09	1
1,1-Dichloroethene	ND		1.00		ug/L			10/01/21 17:09	1
1,2,3-Trichlorobenzene	ND		1.00		ug/L			10/01/21 17:09	1
1,2,4-Trichlorobenzene	ND		1.00		ug/L			10/01/21 17:09	1
1,2,4-Trimethylbenzene	ND		1.00		ug/L			10/01/21 17:09	1
1,2-Dibromo-3-Chloropropane	ND		5.00		ug/L			10/01/21 17:09	1
1,2-Dibromoethane (EDB)	ND		1.00		ug/L			10/01/21 17:09	1
1,2-Dichlorobenzene	ND		1.00		ug/L			10/01/21 17:09	1
1,2-Dichloroethane	ND		1.00		ug/L			10/01/21 17:09	1
1,2-Dichloropropane	ND		1.00		ug/L			10/01/21 17:09	1
1,3,5-Trimethylbenzene	ND		1.00		ug/L			10/01/21 17:09	1
1,3-Dichlorobenzene	ND		1.00		ug/L			10/01/21 17:09	1
1,4-Dichlorobenzene	ND		1.00		ug/L			10/01/21 17:09	1
2-Butanone (MEK)	ND		25.0		ug/L			10/01/21 17:09	1
2-Hexanone	ND		25.0		ug/L			10/01/21 17:09	1
4-Methyl-2-pentanone (MIBK)	ND		25.0		ug/L			10/01/21 17:09	1
Acetone	ND		25.0		ug/L			10/01/21 17:09	1
Benzene	ND		1.00		ug/L			10/01/21 17:09	1
Bromochloromethane	ND		1.00		ug/L			10/01/21 17:09	1
Bromodichloromethane	ND		1.00		ug/L			10/01/21 17:09	1
Bromoform	ND		5.00		ug/L			10/01/21 17:09	1
Bromomethane	ND		1.00		ug/L			10/01/21 17:09	1
Carbon disulfide	ND		1.00		ug/L			10/01/21 17:09	1
Carbon tetrachloride	ND		1.00		ug/L			10/01/21 17:09	1
Chlorobenzene	ND		1.00		ug/L			10/01/21 17:09	1
Chlorodibromomethane	ND		1.00		ug/L			10/01/21 17:09	1
Chloroethane	ND		1.00		ug/L			10/01/21 17:09	1
Chloroform	ND		1.00		ug/L			10/01/21 17:09	1
Chloromethane	ND		1.00		ug/L			10/01/21 17:09	1
cis-1,2-Dichloroethene	ND		1.00		ug/L			10/01/21 17:09	1
cis-1,3-Dichloropropene	ND		5.00		ug/L			10/01/21 17:09	1
Cyclohexane	ND		1.00		ug/L			10/01/21 17:09	1
Dichlorodifluoromethane	ND		1.00		ug/L			10/01/21 17:09	1
Diisopropyl ether	ND		1.00		ug/L			10/01/21 17:09	1
Ethyl tert-butyl ether	ND		1.00		ug/L			10/01/21 17:09	1
Ethylbenzene	ND		1.00		ug/L			10/01/21 17:09	1
Freon 113	ND		1.00		ug/L			10/01/21 17:09	1
Isopropylbenzene	ND		1.00		ug/L			10/01/21 17:09	1
m,p-Xylene	ND		5.00		ug/L			10/01/21 17:09	1
Methyl acetate	ND		5.00		ug/L			10/01/21 17:09	1
Methyl tert-butyl ether	1.15		1.00		ug/L			10/01/21 17:09	1
Methylcyclohexane	ND		1.00		ug/L			10/01/21 17:09	1
Methylene Chloride	ND		5.00		ug/L			10/01/21 17:09	1
Naphthalene	ND		1.00		ug/L			10/01/21 17:09	1
o-Xylene	ND		5.00		ug/L			10/01/21 17:09	1
Styrene	ND		1.00		ug/L			10/01/21 17:09	1

Client Sample Results

Client: AECOM
Project/Site: 7-11 No 22281 (MD)

Job ID: 400-209006-1
SDG: 2400 Pleasantville Rd, Fallston, MD

Client Sample ID: MW-6-092721

Lab Sample ID: 400-209006-3

Date Collected: 09/27/21 13:05

Matrix: Water

Date Received: 09/29/21 09:15

Method: 8260B - Volatile Organic Compounds (GC/MS) (Continued)

Analyte	Result	Qualifier	RL	MDL	Unit	D	Prepared	Analyzed	Dil Fac
Tert-amyl methyl ether	ND		1.00		ug/L			10/01/21 17:09	1
tert-Butyl alcohol (TBA)	ND		10.0		ug/L			10/01/21 17:09	1
Tetrachloroethene	1.30		1.00		ug/L			10/01/21 17:09	1
Toluene	ND		1.00		ug/L			10/01/21 17:09	1
trans-1,2-Dichloroethene	ND		1.00		ug/L			10/01/21 17:09	1
trans-1,3-Dichloropropene	ND		5.00		ug/L			10/01/21 17:09	1
Trichloroethene	ND		1.00		ug/L			10/01/21 17:09	1
Trichlorofluoromethane	ND		1.00		ug/L			10/01/21 17:09	1
Vinyl chloride	ND		1.00		ug/L			10/01/21 17:09	1
Xylenes, Total	ND		10.0		ug/L			10/01/21 17:09	1

Surrogate	%Recovery	Qualifier	Limits	Prepared	Analyzed	Dil Fac
4-Bromofluorobenzene	93		72 - 119		10/01/21 17:09	1
Dibromofluoromethane	102		75 - 126		10/01/21 17:09	1
Toluene-d8 (Surr)	98		64 - 132		10/01/21 17:09	1

Method: 8015C - Gasoline Range Organics (GRO) (GC)

Analyte	Result	Qualifier	RL	MDL	Unit	D	Prepared	Analyzed	Dil Fac
C6-C10	ND		47.0		ug/L			10/06/21 22:57	1

Surrogate	%Recovery	Qualifier	Limits	Prepared	Analyzed	Dil Fac
a,a,a-Trifluorotoluene (fid)	89		69 - 147		10/06/21 22:57	1

Client Sample Results

Client: AECOM
Project/Site: 7-11 No 22281 (MD)

Job ID: 400-209006-1
SDG: 2400 Pleasantville Rd, Fallston, MD

Client Sample ID: MW-8A-092721

Lab Sample ID: 400-209006-4

Date Collected: 09/27/21 14:10

Matrix: Water

Date Received: 09/29/21 09:15

Method: 8260B - Volatile Organic Compounds (GC/MS)

Analyte	Result	Qualifier	RL	MDL	Unit	D	Prepared	Analyzed	Dil Fac
1,1,1-Trichloroethane	ND		1.00		ug/L			10/01/21 17:33	1
1,1,2,2-Tetrachloroethane	ND		1.00		ug/L			10/01/21 17:33	1
1,1,2-Trichloroethane	ND		5.00		ug/L			10/01/21 17:33	1
1,1-Dichloroethane	ND		1.00		ug/L			10/01/21 17:33	1
1,1-Dichloroethene	ND		1.00		ug/L			10/01/21 17:33	1
1,2,3-Trichlorobenzene	ND		1.00		ug/L			10/01/21 17:33	1
1,2,4-Trichlorobenzene	ND		1.00		ug/L			10/01/21 17:33	1
1,2,4-Trimethylbenzene	ND		1.00		ug/L			10/01/21 17:33	1
1,2-Dibromo-3-Chloropropane	ND		5.00		ug/L			10/01/21 17:33	1
1,2-Dibromoethane (EDB)	ND		1.00		ug/L			10/01/21 17:33	1
1,2-Dichlorobenzene	ND		1.00		ug/L			10/01/21 17:33	1
1,2-Dichloroethane	ND		1.00		ug/L			10/01/21 17:33	1
1,2-Dichloropropane	ND		1.00		ug/L			10/01/21 17:33	1
1,3,5-Trimethylbenzene	ND		1.00		ug/L			10/01/21 17:33	1
1,3-Dichlorobenzene	ND		1.00		ug/L			10/01/21 17:33	1
1,4-Dichlorobenzene	ND		1.00		ug/L			10/01/21 17:33	1
2-Butanone (MEK)	ND		25.0		ug/L			10/01/21 17:33	1
2-Hexanone	ND		25.0		ug/L			10/01/21 17:33	1
4-Methyl-2-pentanone (MIBK)	ND		25.0		ug/L			10/01/21 17:33	1
Acetone	ND		25.0		ug/L			10/01/21 17:33	1
Benzene	ND		1.00		ug/L			10/01/21 17:33	1
Bromochloromethane	ND		1.00		ug/L			10/01/21 17:33	1
Bromodichloromethane	ND		1.00		ug/L			10/01/21 17:33	1
Bromoform	ND		5.00		ug/L			10/01/21 17:33	1
Bromomethane	ND		1.00		ug/L			10/01/21 17:33	1
Carbon disulfide	ND		1.00		ug/L			10/01/21 17:33	1
Carbon tetrachloride	ND		1.00		ug/L			10/01/21 17:33	1
Chlorobenzene	ND		1.00		ug/L			10/01/21 17:33	1
Chlorodibromomethane	ND		1.00		ug/L			10/01/21 17:33	1
Chloroethane	ND		1.00		ug/L			10/01/21 17:33	1
Chloroform	ND		1.00		ug/L			10/01/21 17:33	1
Chloromethane	8.32		1.00		ug/L			10/01/21 17:33	1
cis-1,2-Dichloroethene	ND		1.00		ug/L			10/01/21 17:33	1
cis-1,3-Dichloropropene	ND		5.00		ug/L			10/01/21 17:33	1
Cyclohexane	ND		1.00		ug/L			10/01/21 17:33	1
Dichlorodifluoromethane	ND		1.00		ug/L			10/01/21 17:33	1
Diisopropyl ether	ND		1.00		ug/L			10/01/21 17:33	1
Ethyl tert-butyl ether	ND		1.00		ug/L			10/01/21 17:33	1
Ethylbenzene	ND		1.00		ug/L			10/01/21 17:33	1
Freon 113	ND		1.00		ug/L			10/01/21 17:33	1
Isopropylbenzene	ND		1.00		ug/L			10/01/21 17:33	1
m,p-Xylene	ND		5.00		ug/L			10/01/21 17:33	1
Methyl acetate	ND		5.00		ug/L			10/01/21 17:33	1
Methyl tert-butyl ether	ND		1.00		ug/L			10/01/21 17:33	1
Methylcyclohexane	ND		1.00		ug/L			10/01/21 17:33	1
Methylene Chloride	ND		5.00		ug/L			10/01/21 17:33	1
Naphthalene	ND		1.00		ug/L			10/01/21 17:33	1
o-Xylene	ND		5.00		ug/L			10/01/21 17:33	1
Styrene	ND		1.00		ug/L			10/01/21 17:33	1

Client Sample Results

Client: AECOM
 Project/Site: 7-11 No 22281 (MD)

Job ID: 400-209006-1
 SDG: 2400 Pleasantville Rd, Fallston, MD

Client Sample ID: MW-8A-092721

Lab Sample ID: 400-209006-4

Date Collected: 09/27/21 14:10

Matrix: Water

Date Received: 09/29/21 09:15

Method: 8260B - Volatile Organic Compounds (GC/MS) (Continued)

Analyte	Result	Qualifier	RL	MDL	Unit	D	Prepared	Analyzed	Dil Fac
Tert-amyl methyl ether	ND		1.00		ug/L			10/01/21 17:33	1
tert-Butyl alcohol (TBA)	ND		10.0		ug/L			10/01/21 17:33	1
Tetrachloroethene	ND		1.00		ug/L			10/01/21 17:33	1
Toluene	ND		1.00		ug/L			10/01/21 17:33	1
trans-1,2-Dichloroethene	ND		1.00		ug/L			10/01/21 17:33	1
trans-1,3-Dichloropropene	ND		5.00		ug/L			10/01/21 17:33	1
Trichloroethene	ND		1.00		ug/L			10/01/21 17:33	1
Trichlorofluoromethane	ND		1.00		ug/L			10/01/21 17:33	1
Vinyl chloride	ND		1.00		ug/L			10/01/21 17:33	1
Xylenes, Total	ND		10.0		ug/L			10/01/21 17:33	1

Surrogate	%Recovery	Qualifier	Limits	Prepared	Analyzed	Dil Fac
4-Bromofluorobenzene	93		72 - 119		10/01/21 17:33	1
Dibromofluoromethane	103		75 - 126		10/01/21 17:33	1
Toluene-d8 (Surr)	98		64 - 132		10/01/21 17:33	1

Method: 8015C - Gasoline Range Organics (GRO) (GC)

Analyte	Result	Qualifier	RL	MDL	Unit	D	Prepared	Analyzed	Dil Fac
C6-C10	ND		47.0		ug/L			10/06/21 23:25	1

Surrogate	%Recovery	Qualifier	Limits	Prepared	Analyzed	Dil Fac
a,a,a-Trifluorotoluene (fid)	92		69 - 147		10/06/21 23:25	1

Client Sample Results

Client: AECOM
Project/Site: 7-11 No 22281 (MD)

Job ID: 400-209006-1
SDG: 2400 Pleasantville Rd, Fallston, MD

Client Sample ID: MW-8B-092721

Lab Sample ID: 400-209006-5

Date Collected: 09/27/21 13:40

Matrix: Water

Date Received: 09/29/21 09:15

Method: 8260B - Volatile Organic Compounds (GC/MS)

Analyte	Result	Qualifier	RL	MDL	Unit	D	Prepared	Analyzed	Dil Fac
1,1,1-Trichloroethane	ND		1.00		ug/L			10/01/21 17:57	1
1,1,2,2-Tetrachloroethane	ND		1.00		ug/L			10/01/21 17:57	1
1,1,2-Trichloroethane	ND		5.00		ug/L			10/01/21 17:57	1
1,1-Dichloroethane	ND		1.00		ug/L			10/01/21 17:57	1
1,1-Dichloroethene	ND		1.00		ug/L			10/01/21 17:57	1
1,2,3-Trichlorobenzene	ND		1.00		ug/L			10/01/21 17:57	1
1,2,4-Trichlorobenzene	ND		1.00		ug/L			10/01/21 17:57	1
1,2,4-Trimethylbenzene	ND		1.00		ug/L			10/01/21 17:57	1
1,2-Dibromo-3-Chloropropane	ND		5.00		ug/L			10/01/21 17:57	1
1,2-Dibromoethane (EDB)	ND		1.00		ug/L			10/01/21 17:57	1
1,2-Dichlorobenzene	ND		1.00		ug/L			10/01/21 17:57	1
1,2-Dichloroethane	ND		1.00		ug/L			10/01/21 17:57	1
1,2-Dichloropropane	ND		1.00		ug/L			10/01/21 17:57	1
1,3,5-Trimethylbenzene	ND		1.00		ug/L			10/01/21 17:57	1
1,3-Dichlorobenzene	ND		1.00		ug/L			10/01/21 17:57	1
1,4-Dichlorobenzene	ND		1.00		ug/L			10/01/21 17:57	1
2-Butanone (MEK)	ND		25.0		ug/L			10/01/21 17:57	1
2-Hexanone	ND		25.0		ug/L			10/01/21 17:57	1
4-Methyl-2-pentanone (MIBK)	ND		25.0		ug/L			10/01/21 17:57	1
Acetone	ND		25.0		ug/L			10/01/21 17:57	1
Benzene	ND		1.00		ug/L			10/01/21 17:57	1
Bromochloromethane	ND		1.00		ug/L			10/01/21 17:57	1
Bromodichloromethane	ND		1.00		ug/L			10/01/21 17:57	1
Bromoform	ND		5.00		ug/L			10/01/21 17:57	1
Bromomethane	ND		1.00		ug/L			10/01/21 17:57	1
Carbon disulfide	ND		1.00		ug/L			10/01/21 17:57	1
Carbon tetrachloride	ND		1.00		ug/L			10/01/21 17:57	1
Chlorobenzene	ND		1.00		ug/L			10/01/21 17:57	1
Chlorodibromomethane	ND		1.00		ug/L			10/01/21 17:57	1
Chloroethane	ND		1.00		ug/L			10/01/21 17:57	1
Chloroform	ND		1.00		ug/L			10/01/21 17:57	1
Chloromethane	ND		1.00		ug/L			10/01/21 17:57	1
cis-1,2-Dichloroethene	ND		1.00		ug/L			10/01/21 17:57	1
cis-1,3-Dichloropropene	ND		5.00		ug/L			10/01/21 17:57	1
Cyclohexane	ND		1.00		ug/L			10/01/21 17:57	1
Dichlorodifluoromethane	ND		1.00		ug/L			10/01/21 17:57	1
Diisopropyl ether	ND		1.00		ug/L			10/01/21 17:57	1
Ethyl tert-butyl ether	ND		1.00		ug/L			10/01/21 17:57	1
Ethylbenzene	ND		1.00		ug/L			10/01/21 17:57	1
Freon 113	ND		1.00		ug/L			10/01/21 17:57	1
Isopropylbenzene	ND		1.00		ug/L			10/01/21 17:57	1
m,p-Xylene	ND		5.00		ug/L			10/01/21 17:57	1
Methyl acetate	ND		5.00		ug/L			10/01/21 17:57	1
Methyl tert-butyl ether	ND		1.00		ug/L			10/01/21 17:57	1
Methylcyclohexane	ND		1.00		ug/L			10/01/21 17:57	1
Methylene Chloride	ND		5.00		ug/L			10/01/21 17:57	1
Naphthalene	ND		1.00		ug/L			10/01/21 17:57	1
o-Xylene	ND		5.00		ug/L			10/01/21 17:57	1
Styrene	ND		1.00		ug/L			10/01/21 17:57	1

Client Sample Results

Client: AECOM
Project/Site: 7-11 No 22281 (MD)

Job ID: 400-209006-1
SDG: 2400 Pleasantville Rd, Fallston, MD

Client Sample ID: MW-8B-092721

Lab Sample ID: 400-209006-5

Date Collected: 09/27/21 13:40

Matrix: Water

Date Received: 09/29/21 09:15

Method: 8260B - Volatile Organic Compounds (GC/MS) (Continued)

Analyte	Result	Qualifier	RL	MDL	Unit	D	Prepared	Analyzed	Dil Fac
Tert-amyl methyl ether	ND		1.00		ug/L			10/01/21 17:57	1
tert-Butyl alcohol (TBA)	ND		10.0		ug/L			10/01/21 17:57	1
Tetrachloroethene	ND		1.00		ug/L			10/01/21 17:57	1
Toluene	ND		1.00		ug/L			10/01/21 17:57	1
trans-1,2-Dichloroethene	ND		1.00		ug/L			10/01/21 17:57	1
trans-1,3-Dichloropropene	ND		5.00		ug/L			10/01/21 17:57	1
Trichloroethene	ND		1.00		ug/L			10/01/21 17:57	1
Trichlorofluoromethane	ND		1.00		ug/L			10/01/21 17:57	1
Vinyl chloride	ND		1.00		ug/L			10/01/21 17:57	1
Xylenes, Total	ND		10.0		ug/L			10/01/21 17:57	1

Surrogate	%Recovery	Qualifier	Limits	Prepared	Analyzed	Dil Fac
4-Bromofluorobenzene	95		72 - 119		10/01/21 17:57	1
Dibromofluoromethane	101		75 - 126		10/01/21 17:57	1
Toluene-d8 (Surr)	97		64 - 132		10/01/21 17:57	1

Method: 8015C - Gasoline Range Organics (GRO) (GC)

Analyte	Result	Qualifier	RL	MDL	Unit	D	Prepared	Analyzed	Dil Fac
C6-C10	ND		47.0		ug/L			10/06/21 23:53	1

Surrogate	%Recovery	Qualifier	Limits	Prepared	Analyzed	Dil Fac
a,a,a-Trifluorotoluene (fid)	92		69 - 147		10/06/21 23:53	1

Client Sample Results

Client: AECOM
 Project/Site: 7-11 No 22281 (MD)

Job ID: 400-209006-1
 SDG: 2400 Pleasantville Rd, Fallston, MD

Client Sample ID: MW-8C-092721

Lab Sample ID: 400-209006-6

Date Collected: 09/27/21 12:30

Matrix: Water

Date Received: 09/29/21 09:15

Method: 8260B - Volatile Organic Compounds (GC/MS)

Analyte	Result	Qualifier	RL	MDL	Unit	D	Prepared	Analyzed	Dil Fac
1,1,1-Trichloroethane	ND		1.00		ug/L			10/01/21 18:21	1
1,1,2,2-Tetrachloroethane	ND		1.00		ug/L			10/01/21 18:21	1
1,1,2-Trichloroethane	ND		5.00		ug/L			10/01/21 18:21	1
1,1-Dichloroethane	ND		1.00		ug/L			10/01/21 18:21	1
1,1-Dichloroethene	ND		1.00		ug/L			10/01/21 18:21	1
1,2,3-Trichlorobenzene	ND		1.00		ug/L			10/01/21 18:21	1
1,2,4-Trichlorobenzene	ND		1.00		ug/L			10/01/21 18:21	1
1,2,4-Trimethylbenzene	ND		1.00		ug/L			10/01/21 18:21	1
1,2-Dibromo-3-Chloropropane	ND		5.00		ug/L			10/01/21 18:21	1
1,2-Dibromoethane (EDB)	ND		1.00		ug/L			10/01/21 18:21	1
1,2-Dichlorobenzene	ND		1.00		ug/L			10/01/21 18:21	1
1,2-Dichloroethane	ND		1.00		ug/L			10/01/21 18:21	1
1,2-Dichloropropane	ND		1.00		ug/L			10/01/21 18:21	1
1,3,5-Trimethylbenzene	ND		1.00		ug/L			10/01/21 18:21	1
1,3-Dichlorobenzene	ND		1.00		ug/L			10/01/21 18:21	1
1,4-Dichlorobenzene	ND		1.00		ug/L			10/01/21 18:21	1
2-Butanone (MEK)	ND		25.0		ug/L			10/01/21 18:21	1
2-Hexanone	ND		25.0		ug/L			10/01/21 18:21	1
4-Methyl-2-pentanone (MIBK)	ND		25.0		ug/L			10/01/21 18:21	1
Acetone	ND		25.0		ug/L			10/01/21 18:21	1
Benzene	ND		1.00		ug/L			10/01/21 18:21	1
Bromochloromethane	ND		1.00		ug/L			10/01/21 18:21	1
Bromodichloromethane	ND		1.00		ug/L			10/01/21 18:21	1
Bromoform	ND		5.00		ug/L			10/01/21 18:21	1
Bromomethane	ND		1.00		ug/L			10/01/21 18:21	1
Carbon disulfide	ND		1.00		ug/L			10/01/21 18:21	1
Carbon tetrachloride	ND		1.00		ug/L			10/01/21 18:21	1
Chlorobenzene	ND		1.00		ug/L			10/01/21 18:21	1
Chlorodibromomethane	ND		1.00		ug/L			10/01/21 18:21	1
Chloroethane	ND		1.00		ug/L			10/01/21 18:21	1
Chloroform	ND		1.00		ug/L			10/01/21 18:21	1
Chloromethane	ND		1.00		ug/L			10/01/21 18:21	1
cis-1,2-Dichloroethene	ND		1.00		ug/L			10/01/21 18:21	1
cis-1,3-Dichloropropene	ND		5.00		ug/L			10/01/21 18:21	1
Cyclohexane	ND		1.00		ug/L			10/01/21 18:21	1
Dichlorodifluoromethane	ND		1.00		ug/L			10/01/21 18:21	1
Diisopropyl ether	ND		1.00		ug/L			10/01/21 18:21	1
Ethyl tert-butyl ether	ND		1.00		ug/L			10/01/21 18:21	1
Ethylbenzene	ND		1.00		ug/L			10/01/21 18:21	1
Freon 113	ND		1.00		ug/L			10/01/21 18:21	1
Isopropylbenzene	ND		1.00		ug/L			10/01/21 18:21	1
m,p-Xylene	ND		5.00		ug/L			10/01/21 18:21	1
Methyl acetate	ND		5.00		ug/L			10/01/21 18:21	1
Methyl tert-butyl ether	ND		1.00		ug/L			10/01/21 18:21	1
Methylcyclohexane	ND		1.00		ug/L			10/01/21 18:21	1
Methylene Chloride	ND		5.00		ug/L			10/01/21 18:21	1
Naphthalene	ND		1.00		ug/L			10/01/21 18:21	1
o-Xylene	ND		5.00		ug/L			10/01/21 18:21	1
Styrene	ND		1.00		ug/L			10/01/21 18:21	1

Client Sample Results

Client: AECOM
 Project/Site: 7-11 No 22281 (MD)

Job ID: 400-209006-1
 SDG: 2400 Pleasantville Rd, Fallston, MD

Client Sample ID: MW-8C-092721

Lab Sample ID: 400-209006-6

Date Collected: 09/27/21 12:30

Matrix: Water

Date Received: 09/29/21 09:15

Method: 8260B - Volatile Organic Compounds (GC/MS) (Continued)

Analyte	Result	Qualifier	RL	MDL	Unit	D	Prepared	Analyzed	Dil Fac
Tert-amyl methyl ether	ND		1.00		ug/L			10/01/21 18:21	1
tert-Butyl alcohol (TBA)	ND		10.0		ug/L			10/01/21 18:21	1
Tetrachloroethene	ND		1.00		ug/L			10/01/21 18:21	1
Toluene	ND		1.00		ug/L			10/01/21 18:21	1
trans-1,2-Dichloroethene	ND		1.00		ug/L			10/01/21 18:21	1
trans-1,3-Dichloropropene	ND		5.00		ug/L			10/01/21 18:21	1
Trichloroethene	ND		1.00		ug/L			10/01/21 18:21	1
Trichlorofluoromethane	ND		1.00		ug/L			10/01/21 18:21	1
Vinyl chloride	ND		1.00		ug/L			10/01/21 18:21	1
Xylenes, Total	ND		10.0		ug/L			10/01/21 18:21	1

Surrogate	%Recovery	Qualifier	Limits	Prepared	Analyzed	Dil Fac
4-Bromofluorobenzene	93		72 - 119		10/01/21 18:21	1
Dibromofluoromethane	102		75 - 126		10/01/21 18:21	1
Toluene-d8 (Surr)	99		64 - 132		10/01/21 18:21	1

Method: 8015C - Gasoline Range Organics (GRO) (GC)

Analyte	Result	Qualifier	RL	MDL	Unit	D	Prepared	Analyzed	Dil Fac
C6-C10	ND		47.0		ug/L			10/07/21 00:21	1

Surrogate	%Recovery	Qualifier	Limits	Prepared	Analyzed	Dil Fac
a,a,a-Trifluorotoluene (fid)	94		69 - 147		10/07/21 00:21	1

Client Sample Results

Client: AECOM
Project/Site: 7-11 No 22281 (MD)

Job ID: 400-209006-1
SDG: 2400 Pleasantville Rd, Fallston, MD

Client Sample ID: MW-9-092721

Lab Sample ID: 400-209006-7

Date Collected: 09/27/21 11:20

Matrix: Water

Date Received: 09/29/21 09:15

Method: 8260B - Volatile Organic Compounds (GC/MS)

Analyte	Result	Qualifier	RL	MDL	Unit	D	Prepared	Analyzed	Dil Fac
1,1,1-Trichloroethane	ND		1.00		ug/L			10/01/21 18:44	1
1,1,2,2-Tetrachloroethane	ND		1.00		ug/L			10/01/21 18:44	1
1,1,2-Trichloroethane	ND		5.00		ug/L			10/01/21 18:44	1
1,1-Dichloroethane	ND		1.00		ug/L			10/01/21 18:44	1
1,1-Dichloroethene	ND		1.00		ug/L			10/01/21 18:44	1
1,2,3-Trichlorobenzene	ND		1.00		ug/L			10/01/21 18:44	1
1,2,4-Trichlorobenzene	ND		1.00		ug/L			10/01/21 18:44	1
1,2,4-Trimethylbenzene	ND		1.00		ug/L			10/01/21 18:44	1
1,2-Dibromo-3-Chloropropane	ND		5.00		ug/L			10/01/21 18:44	1
1,2-Dibromoethane (EDB)	ND		1.00		ug/L			10/01/21 18:44	1
1,2-Dichlorobenzene	ND		1.00		ug/L			10/01/21 18:44	1
1,2-Dichloroethane	ND		1.00		ug/L			10/01/21 18:44	1
1,2-Dichloropropane	ND		1.00		ug/L			10/01/21 18:44	1
1,3,5-Trimethylbenzene	ND		1.00		ug/L			10/01/21 18:44	1
1,3-Dichlorobenzene	ND		1.00		ug/L			10/01/21 18:44	1
1,4-Dichlorobenzene	ND		1.00		ug/L			10/01/21 18:44	1
2-Butanone (MEK)	ND		25.0		ug/L			10/01/21 18:44	1
2-Hexanone	ND		25.0		ug/L			10/01/21 18:44	1
4-Methyl-2-pentanone (MIBK)	ND		25.0		ug/L			10/01/21 18:44	1
Acetone	ND		25.0		ug/L			10/01/21 18:44	1
Benzene	ND		1.00		ug/L			10/01/21 18:44	1
Bromochloromethane	ND		1.00		ug/L			10/01/21 18:44	1
Bromodichloromethane	ND		1.00		ug/L			10/01/21 18:44	1
Bromoform	ND		5.00		ug/L			10/01/21 18:44	1
Bromomethane	ND		1.00		ug/L			10/01/21 18:44	1
Carbon disulfide	ND		1.00		ug/L			10/01/21 18:44	1
Carbon tetrachloride	ND		1.00		ug/L			10/01/21 18:44	1
Chlorobenzene	ND		1.00		ug/L			10/01/21 18:44	1
Chlorodibromomethane	ND		1.00		ug/L			10/01/21 18:44	1
Chloroethane	ND		1.00		ug/L			10/01/21 18:44	1
Chloroform	ND		1.00		ug/L			10/01/21 18:44	1
Chloromethane	ND		1.00		ug/L			10/01/21 18:44	1
cis-1,2-Dichloroethene	ND		1.00		ug/L			10/01/21 18:44	1
cis-1,3-Dichloropropene	ND		5.00		ug/L			10/01/21 18:44	1
Cyclohexane	ND		1.00		ug/L			10/01/21 18:44	1
Dichlorodifluoromethane	ND		1.00		ug/L			10/01/21 18:44	1
Diisopropyl ether	ND		1.00		ug/L			10/01/21 18:44	1
Ethyl tert-butyl ether	ND		1.00		ug/L			10/01/21 18:44	1
Ethylbenzene	ND		1.00		ug/L			10/01/21 18:44	1
Freon 113	ND		1.00		ug/L			10/01/21 18:44	1
Isopropylbenzene	ND		1.00		ug/L			10/01/21 18:44	1
m,p-Xylene	ND		5.00		ug/L			10/01/21 18:44	1
Methyl acetate	ND		5.00		ug/L			10/01/21 18:44	1
Methyl tert-butyl ether	1.13		1.00		ug/L			10/01/21 18:44	1
Methylcyclohexane	ND		1.00		ug/L			10/01/21 18:44	1
Methylene Chloride	ND		5.00		ug/L			10/01/21 18:44	1
Naphthalene	ND		1.00		ug/L			10/01/21 18:44	1
o-Xylene	ND		5.00		ug/L			10/01/21 18:44	1
Styrene	ND		1.00		ug/L			10/01/21 18:44	1

Client Sample Results

Client: AECOM
Project/Site: 7-11 No 22281 (MD)

Job ID: 400-209006-1
SDG: 2400 Pleasantville Rd, Fallston, MD

Client Sample ID: MW-9-092721

Lab Sample ID: 400-209006-7

Date Collected: 09/27/21 11:20

Matrix: Water

Date Received: 09/29/21 09:15

Method: 8260B - Volatile Organic Compounds (GC/MS) (Continued)

Analyte	Result	Qualifier	RL	MDL	Unit	D	Prepared	Analyzed	Dil Fac
Tert-amyl methyl ether	ND		1.00		ug/L			10/01/21 18:44	1
tert-Butyl alcohol (TBA)	ND		10.0		ug/L			10/01/21 18:44	1
Tetrachloroethene	ND		1.00		ug/L			10/01/21 18:44	1
Toluene	ND		1.00		ug/L			10/01/21 18:44	1
trans-1,2-Dichloroethene	ND		1.00		ug/L			10/01/21 18:44	1
trans-1,3-Dichloropropene	ND		5.00		ug/L			10/01/21 18:44	1
Trichloroethene	ND		1.00		ug/L			10/01/21 18:44	1
Trichlorofluoromethane	ND		1.00		ug/L			10/01/21 18:44	1
Vinyl chloride	ND		1.00		ug/L			10/01/21 18:44	1
Xylenes, Total	ND		10.0		ug/L			10/01/21 18:44	1

Surrogate	%Recovery	Qualifier	Limits	Prepared	Analyzed	Dil Fac
4-Bromofluorobenzene	95		72 - 119		10/01/21 18:44	1
Dibromofluoromethane	103		75 - 126		10/01/21 18:44	1
Toluene-d8 (Surr)	96		64 - 132		10/01/21 18:44	1

Method: 8015C - Gasoline Range Organics (GRO) (GC)

Analyte	Result	Qualifier	RL	MDL	Unit	D	Prepared	Analyzed	Dil Fac
C6-C10	ND		47.0		ug/L			10/07/21 00:50	1

Surrogate	%Recovery	Qualifier	Limits	Prepared	Analyzed	Dil Fac
a,a,a-Trifluorotoluene (fid)	92		69 - 147		10/07/21 00:50	1

Client Sample Results

Client: AECOM
Project/Site: 7-11 No 22281 (MD)

Job ID: 400-209006-1
SDG: 2400 Pleasantville Rd, Fallston, MD

Client Sample ID: MW-10-092721

Lab Sample ID: 400-209006-8

Date Collected: 09/27/21 12:05

Matrix: Water

Date Received: 09/29/21 09:15

Method: 8260B - Volatile Organic Compounds (GC/MS)

Analyte	Result	Qualifier	RL	MDL	Unit	D	Prepared	Analyzed	Dil Fac
1,1,1-Trichloroethane	ND		1.00		ug/L			10/01/21 19:08	1
1,1,2,2-Tetrachloroethane	ND		1.00		ug/L			10/01/21 19:08	1
1,1,2-Trichloroethane	ND		5.00		ug/L			10/01/21 19:08	1
1,1-Dichloroethane	ND		1.00		ug/L			10/01/21 19:08	1
1,1-Dichloroethene	ND		1.00		ug/L			10/01/21 19:08	1
1,2,3-Trichlorobenzene	ND		1.00		ug/L			10/01/21 19:08	1
1,2,4-Trichlorobenzene	ND		1.00		ug/L			10/01/21 19:08	1
1,2,4-Trimethylbenzene	ND		1.00		ug/L			10/01/21 19:08	1
1,2-Dibromo-3-Chloropropane	ND		5.00		ug/L			10/01/21 19:08	1
1,2-Dibromoethane (EDB)	ND		1.00		ug/L			10/01/21 19:08	1
1,2-Dichlorobenzene	ND		1.00		ug/L			10/01/21 19:08	1
1,2-Dichloroethane	ND		1.00		ug/L			10/01/21 19:08	1
1,2-Dichloropropane	ND		1.00		ug/L			10/01/21 19:08	1
1,3,5-Trimethylbenzene	ND		1.00		ug/L			10/01/21 19:08	1
1,3-Dichlorobenzene	ND		1.00		ug/L			10/01/21 19:08	1
1,4-Dichlorobenzene	ND		1.00		ug/L			10/01/21 19:08	1
2-Butanone (MEK)	ND		25.0		ug/L			10/01/21 19:08	1
2-Hexanone	ND		25.0		ug/L			10/01/21 19:08	1
4-Methyl-2-pentanone (MIBK)	ND		25.0		ug/L			10/01/21 19:08	1
Acetone	ND		25.0		ug/L			10/01/21 19:08	1
Benzene	ND		1.00		ug/L			10/01/21 19:08	1
Bromochloromethane	ND		1.00		ug/L			10/01/21 19:08	1
Bromodichloromethane	ND		1.00		ug/L			10/01/21 19:08	1
Bromoform	ND		5.00		ug/L			10/01/21 19:08	1
Bromomethane	ND		1.00		ug/L			10/01/21 19:08	1
Carbon disulfide	ND		1.00		ug/L			10/01/21 19:08	1
Carbon tetrachloride	ND		1.00		ug/L			10/01/21 19:08	1
Chlorobenzene	ND		1.00		ug/L			10/01/21 19:08	1
Chlorodibromomethane	ND		1.00		ug/L			10/01/21 19:08	1
Chloroethane	ND		1.00		ug/L			10/01/21 19:08	1
Chloroform	ND		1.00		ug/L			10/01/21 19:08	1
Chloromethane	ND		1.00		ug/L			10/01/21 19:08	1
cis-1,2-Dichloroethene	ND		1.00		ug/L			10/01/21 19:08	1
cis-1,3-Dichloropropene	ND		5.00		ug/L			10/01/21 19:08	1
Cyclohexane	ND		1.00		ug/L			10/01/21 19:08	1
Dichlorodifluoromethane	ND		1.00		ug/L			10/01/21 19:08	1
Diisopropyl ether	ND		1.00		ug/L			10/01/21 19:08	1
Ethyl tert-butyl ether	ND		1.00		ug/L			10/01/21 19:08	1
Ethylbenzene	ND		1.00		ug/L			10/01/21 19:08	1
Freon 113	ND		1.00		ug/L			10/01/21 19:08	1
Isopropylbenzene	ND		1.00		ug/L			10/01/21 19:08	1
m,p-Xylene	ND		5.00		ug/L			10/01/21 19:08	1
Methyl acetate	ND		5.00		ug/L			10/01/21 19:08	1
Methyl tert-butyl ether	1.22		1.00		ug/L			10/01/21 19:08	1
Methylcyclohexane	ND		1.00		ug/L			10/01/21 19:08	1
Methylene Chloride	ND		5.00		ug/L			10/01/21 19:08	1
Naphthalene	ND		1.00		ug/L			10/01/21 19:08	1
o-Xylene	ND		5.00		ug/L			10/01/21 19:08	1
Styrene	ND		1.00		ug/L			10/01/21 19:08	1

Client Sample Results

Client: AECOM
Project/Site: 7-11 No 22281 (MD)

Job ID: 400-209006-1
SDG: 2400 Pleasantville Rd, Fallston, MD

Client Sample ID: MW-10-092721

Lab Sample ID: 400-209006-8

Date Collected: 09/27/21 12:05

Matrix: Water

Date Received: 09/29/21 09:15

Method: 8260B - Volatile Organic Compounds (GC/MS) (Continued)

Analyte	Result	Qualifier	RL	MDL	Unit	D	Prepared	Analyzed	Dil Fac
Tert-amyl methyl ether	ND		1.00		ug/L			10/01/21 19:08	1
tert-Butyl alcohol (TBA)	ND		10.0		ug/L			10/01/21 19:08	1
Tetrachloroethene	ND		1.00		ug/L			10/01/21 19:08	1
Toluene	ND		1.00		ug/L			10/01/21 19:08	1
trans-1,2-Dichloroethene	ND		1.00		ug/L			10/01/21 19:08	1
trans-1,3-Dichloropropene	ND		5.00		ug/L			10/01/21 19:08	1
Trichloroethene	ND		1.00		ug/L			10/01/21 19:08	1
Trichlorofluoromethane	ND		1.00		ug/L			10/01/21 19:08	1
Vinyl chloride	ND		1.00		ug/L			10/01/21 19:08	1
Xylenes, Total	ND		10.0		ug/L			10/01/21 19:08	1

Surrogate	%Recovery	Qualifier	Limits	Prepared	Analyzed	Dil Fac
4-Bromofluorobenzene	92		72 - 119		10/01/21 19:08	1
Dibromofluoromethane	100		75 - 126		10/01/21 19:08	1
Toluene-d8 (Surr)	99		64 - 132		10/01/21 19:08	1

Method: 8015C - Gasoline Range Organics (GRO) (GC)

Analyte	Result	Qualifier	RL	MDL	Unit	D	Prepared	Analyzed	Dil Fac
C6-C10	ND		47.0		ug/L			10/07/21 01:18	1

Surrogate	%Recovery	Qualifier	Limits	Prepared	Analyzed	Dil Fac
a,a,a-Trifluorotoluene (fid)	92		69 - 147		10/07/21 01:18	1

Client Sample Results

Client: AECOM
Project/Site: 7-11 No 22281 (MD)

Job ID: 400-209006-1
SDG: 2400 Pleasantville Rd, Fallston, MD

Client Sample ID: MW-11-092721

Lab Sample ID: 400-209006-9

Date Collected: 09/27/21 12:15

Matrix: Water

Date Received: 09/29/21 09:15

Method: 8260B - Volatile Organic Compounds (GC/MS)

Analyte	Result	Qualifier	RL	MDL	Unit	D	Prepared	Analyzed	Dil Fac
1,1,1-Trichloroethane	ND		1.00		ug/L			10/01/21 19:32	1
1,1,2,2-Tetrachloroethane	ND		1.00		ug/L			10/01/21 19:32	1
1,1,2-Trichloroethane	ND		5.00		ug/L			10/01/21 19:32	1
1,1-Dichloroethane	ND		1.00		ug/L			10/01/21 19:32	1
1,1-Dichloroethene	ND		1.00		ug/L			10/01/21 19:32	1
1,2,3-Trichlorobenzene	ND		1.00		ug/L			10/01/21 19:32	1
1,2,4-Trichlorobenzene	ND		1.00		ug/L			10/01/21 19:32	1
1,2,4-Trimethylbenzene	ND		1.00		ug/L			10/01/21 19:32	1
1,2-Dibromo-3-Chloropropane	ND		5.00		ug/L			10/01/21 19:32	1
1,2-Dibromoethane (EDB)	ND		1.00		ug/L			10/01/21 19:32	1
1,2-Dichlorobenzene	ND		1.00		ug/L			10/01/21 19:32	1
1,2-Dichloroethane	ND		1.00		ug/L			10/01/21 19:32	1
1,2-Dichloropropane	ND		1.00		ug/L			10/01/21 19:32	1
1,3,5-Trimethylbenzene	ND		1.00		ug/L			10/01/21 19:32	1
1,3-Dichlorobenzene	ND		1.00		ug/L			10/01/21 19:32	1
1,4-Dichlorobenzene	ND		1.00		ug/L			10/01/21 19:32	1
2-Butanone (MEK)	ND		25.0		ug/L			10/01/21 19:32	1
2-Hexanone	ND		25.0		ug/L			10/01/21 19:32	1
4-Methyl-2-pentanone (MIBK)	ND		25.0		ug/L			10/01/21 19:32	1
Acetone	ND		25.0		ug/L			10/01/21 19:32	1
Benzene	ND		1.00		ug/L			10/01/21 19:32	1
Bromochloromethane	ND		1.00		ug/L			10/01/21 19:32	1
Bromodichloromethane	ND		1.00		ug/L			10/01/21 19:32	1
Bromoform	ND		5.00		ug/L			10/01/21 19:32	1
Bromomethane	ND		1.00		ug/L			10/01/21 19:32	1
Carbon disulfide	ND		1.00		ug/L			10/01/21 19:32	1
Carbon tetrachloride	ND		1.00		ug/L			10/01/21 19:32	1
Chlorobenzene	ND		1.00		ug/L			10/01/21 19:32	1
Chlorodibromomethane	ND		1.00		ug/L			10/01/21 19:32	1
Chloroethane	ND		1.00		ug/L			10/01/21 19:32	1
Chloroform	2.07		1.00		ug/L			10/01/21 19:32	1
Chloromethane	ND		1.00		ug/L			10/01/21 19:32	1
cis-1,2-Dichloroethene	ND		1.00		ug/L			10/01/21 19:32	1
cis-1,3-Dichloropropene	ND		5.00		ug/L			10/01/21 19:32	1
Cyclohexane	ND		1.00		ug/L			10/01/21 19:32	1
Dichlorodifluoromethane	ND		1.00		ug/L			10/01/21 19:32	1
Diisopropyl ether	ND		1.00		ug/L			10/01/21 19:32	1
Ethyl tert-butyl ether	ND		1.00		ug/L			10/01/21 19:32	1
Ethylbenzene	ND		1.00		ug/L			10/01/21 19:32	1
Freon 113	ND		1.00		ug/L			10/01/21 19:32	1
Isopropylbenzene	ND		1.00		ug/L			10/01/21 19:32	1
m,p-Xylene	ND		5.00		ug/L			10/01/21 19:32	1
Methyl acetate	ND		5.00		ug/L			10/01/21 19:32	1
Methyl tert-butyl ether	ND		1.00		ug/L			10/01/21 19:32	1
Methylcyclohexane	ND		1.00		ug/L			10/01/21 19:32	1
Methylene Chloride	ND		5.00		ug/L			10/01/21 19:32	1
Naphthalene	ND		1.00		ug/L			10/01/21 19:32	1
o-Xylene	ND		5.00		ug/L			10/01/21 19:32	1
Styrene	ND		1.00		ug/L			10/01/21 19:32	1

Client Sample Results

Client: AECOM
 Project/Site: 7-11 No 22281 (MD)

Job ID: 400-209006-1
 SDG: 2400 Pleasantville Rd, Fallston, MD

Client Sample ID: MW-11-092721

Lab Sample ID: 400-209006-9

Date Collected: 09/27/21 12:15

Matrix: Water

Date Received: 09/29/21 09:15

Method: 8260B - Volatile Organic Compounds (GC/MS) (Continued)

Analyte	Result	Qualifier	RL	MDL	Unit	D	Prepared	Analyzed	Dil Fac
Tert-amyl methyl ether	ND		1.00		ug/L			10/01/21 19:32	1
tert-Butyl alcohol (TBA)	ND		10.0		ug/L			10/01/21 19:32	1
Tetrachloroethene	ND		1.00		ug/L			10/01/21 19:32	1
Toluene	ND		1.00		ug/L			10/01/21 19:32	1
trans-1,2-Dichloroethene	ND		1.00		ug/L			10/01/21 19:32	1
trans-1,3-Dichloropropene	ND		5.00		ug/L			10/01/21 19:32	1
Trichloroethene	ND		1.00		ug/L			10/01/21 19:32	1
Trichlorofluoromethane	ND		1.00		ug/L			10/01/21 19:32	1
Vinyl chloride	ND		1.00		ug/L			10/01/21 19:32	1
Xylenes, Total	ND		10.0		ug/L			10/01/21 19:32	1

Surrogate	%Recovery	Qualifier	Limits	Prepared	Analyzed	Dil Fac
4-Bromofluorobenzene	93		72 - 119		10/01/21 19:32	1
Dibromofluoromethane	102		75 - 126		10/01/21 19:32	1
Toluene-d8 (Surr)	99		64 - 132		10/01/21 19:32	1

Method: 8015C - Gasoline Range Organics (GRO) (GC)

Analyte	Result	Qualifier	RL	MDL	Unit	D	Prepared	Analyzed	Dil Fac
C6-C10	ND		47.0		ug/L			10/07/21 01:46	1

Surrogate	%Recovery	Qualifier	Limits	Prepared	Analyzed	Dil Fac
a,a,a-Trifluorotoluene (fid)	93		69 - 147		10/07/21 01:46	1

Client Sample Results

Client: AECOM
Project/Site: 7-11 No 22281 (MD)

Job ID: 400-209006-1
SDG: 2400 Pleasantville Rd, Fallston, MD

Client Sample ID: MW-12-092721

Lab Sample ID: 400-209006-10

Date Collected: 09/27/21 10:45

Matrix: Water

Date Received: 09/29/21 09:15

Method: 8260B - Volatile Organic Compounds (GC/MS)

Analyte	Result	Qualifier	RL	MDL	Unit	D	Prepared	Analyzed	Dil Fac
1,1,1-Trichloroethane	ND		1.00		ug/L			10/01/21 19:56	1
1,1,2,2-Tetrachloroethane	ND		1.00		ug/L			10/01/21 19:56	1
1,1,2-Trichloroethane	ND		5.00		ug/L			10/01/21 19:56	1
1,1-Dichloroethane	ND		1.00		ug/L			10/01/21 19:56	1
1,1-Dichloroethene	ND		1.00		ug/L			10/01/21 19:56	1
1,2,3-Trichlorobenzene	ND		1.00		ug/L			10/01/21 19:56	1
1,2,4-Trichlorobenzene	ND		1.00		ug/L			10/01/21 19:56	1
1,2,4-Trimethylbenzene	ND		1.00		ug/L			10/01/21 19:56	1
1,2-Dibromo-3-Chloropropane	ND		5.00		ug/L			10/01/21 19:56	1
1,2-Dibromoethane (EDB)	ND		1.00		ug/L			10/01/21 19:56	1
1,2-Dichlorobenzene	ND		1.00		ug/L			10/01/21 19:56	1
1,2-Dichloroethane	ND		1.00		ug/L			10/01/21 19:56	1
1,2-Dichloropropane	ND		1.00		ug/L			10/01/21 19:56	1
1,3,5-Trimethylbenzene	ND		1.00		ug/L			10/01/21 19:56	1
1,3-Dichlorobenzene	ND		1.00		ug/L			10/01/21 19:56	1
1,4-Dichlorobenzene	ND		1.00		ug/L			10/01/21 19:56	1
2-Butanone (MEK)	ND		25.0		ug/L			10/01/21 19:56	1
2-Hexanone	ND		25.0		ug/L			10/01/21 19:56	1
4-Methyl-2-pentanone (MIBK)	ND		25.0		ug/L			10/01/21 19:56	1
Acetone	ND		25.0		ug/L			10/01/21 19:56	1
Benzene	ND		1.00		ug/L			10/01/21 19:56	1
Bromochloromethane	ND		1.00		ug/L			10/01/21 19:56	1
Bromodichloromethane	ND		1.00		ug/L			10/01/21 19:56	1
Bromoform	ND		5.00		ug/L			10/01/21 19:56	1
Bromomethane	ND		1.00		ug/L			10/01/21 19:56	1
Carbon disulfide	ND		1.00		ug/L			10/01/21 19:56	1
Carbon tetrachloride	ND		1.00		ug/L			10/01/21 19:56	1
Chlorobenzene	ND		1.00		ug/L			10/01/21 19:56	1
Chlorodibromomethane	ND		1.00		ug/L			10/01/21 19:56	1
Chloroethane	ND		1.00		ug/L			10/01/21 19:56	1
Chloroform	ND		1.00		ug/L			10/01/21 19:56	1
Chloromethane	ND		1.00		ug/L			10/01/21 19:56	1
cis-1,2-Dichloroethene	ND		1.00		ug/L			10/01/21 19:56	1
cis-1,3-Dichloropropene	ND		5.00		ug/L			10/01/21 19:56	1
Cyclohexane	ND		1.00		ug/L			10/01/21 19:56	1
Dichlorodifluoromethane	ND		1.00		ug/L			10/01/21 19:56	1
Diisopropyl ether	ND		1.00		ug/L			10/01/21 19:56	1
Ethyl tert-butyl ether	ND		1.00		ug/L			10/01/21 19:56	1
Ethylbenzene	ND		1.00		ug/L			10/01/21 19:56	1
Freon 113	ND		1.00		ug/L			10/01/21 19:56	1
Isopropylbenzene	ND		1.00		ug/L			10/01/21 19:56	1
m,p-Xylene	ND		5.00		ug/L			10/01/21 19:56	1
Methyl acetate	ND		5.00		ug/L			10/01/21 19:56	1
Methyl tert-butyl ether	ND		1.00		ug/L			10/01/21 19:56	1
Methylcyclohexane	ND		1.00		ug/L			10/01/21 19:56	1
Methylene Chloride	ND		5.00		ug/L			10/01/21 19:56	1
Naphthalene	ND		1.00		ug/L			10/01/21 19:56	1
o-Xylene	ND		5.00		ug/L			10/01/21 19:56	1
Styrene	ND		1.00		ug/L			10/01/21 19:56	1

Client Sample Results

Client: AECOM
 Project/Site: 7-11 No 22281 (MD)

Job ID: 400-209006-1
 SDG: 2400 Pleasantville Rd, Fallston, MD

Client Sample ID: MW-12-092721

Lab Sample ID: 400-209006-10

Date Collected: 09/27/21 10:45

Matrix: Water

Date Received: 09/29/21 09:15

Method: 8260B - Volatile Organic Compounds (GC/MS) (Continued)

Analyte	Result	Qualifier	RL	MDL	Unit	D	Prepared	Analyzed	Dil Fac
Tert-amyl methyl ether	ND		1.00		ug/L			10/01/21 19:56	1
tert-Butyl alcohol (TBA)	ND		10.0		ug/L			10/01/21 19:56	1
Tetrachloroethene	ND		1.00		ug/L			10/01/21 19:56	1
Toluene	ND		1.00		ug/L			10/01/21 19:56	1
trans-1,2-Dichloroethene	ND		1.00		ug/L			10/01/21 19:56	1
trans-1,3-Dichloropropene	ND		5.00		ug/L			10/01/21 19:56	1
Trichloroethene	ND		1.00		ug/L			10/01/21 19:56	1
Trichlorofluoromethane	ND		1.00		ug/L			10/01/21 19:56	1
Vinyl chloride	ND		1.00		ug/L			10/01/21 19:56	1
Xylenes, Total	ND		10.0		ug/L			10/01/21 19:56	1

Surrogate	%Recovery	Qualifier	Limits	Prepared	Analyzed	Dil Fac
4-Bromofluorobenzene	93		72 - 119		10/01/21 19:56	1
Dibromofluoromethane	103		75 - 126		10/01/21 19:56	1
Toluene-d8 (Surr)	99		64 - 132		10/01/21 19:56	1

Method: 8015C - Gasoline Range Organics (GRO) (GC)

Analyte	Result	Qualifier	RL	MDL	Unit	D	Prepared	Analyzed	Dil Fac
C6-C10	ND		47.0		ug/L			10/07/21 02:15	1

Surrogate	%Recovery	Qualifier	Limits	Prepared	Analyzed	Dil Fac
a,a,a-Trifluorotoluene (fid)	92		69 - 147		10/07/21 02:15	1

Client Sample Results

Client: AECOM
 Project/Site: 7-11 No 22281 (MD)

Job ID: 400-209006-1
 SDG: 2400 Pleasantville Rd, Fallston, MD

Client Sample ID: MW-13-092721

Lab Sample ID: 400-209006-11

Date Collected: 09/27/21 11:30

Matrix: Water

Date Received: 09/29/21 09:15

Method: 8260B - Volatile Organic Compounds (GC/MS)

Analyte	Result	Qualifier	RL	MDL	Unit	D	Prepared	Analyzed	Dil Fac
1,1,1-Trichloroethane	ND		1.00		ug/L			10/01/21 20:20	1
1,1,2,2-Tetrachloroethane	ND		1.00		ug/L			10/01/21 20:20	1
1,1,2-Trichloroethane	ND		5.00		ug/L			10/01/21 20:20	1
1,1-Dichloroethane	ND		1.00		ug/L			10/01/21 20:20	1
1,1-Dichloroethene	ND		1.00		ug/L			10/01/21 20:20	1
1,2,3-Trichlorobenzene	ND		1.00		ug/L			10/01/21 20:20	1
1,2,4-Trichlorobenzene	ND		1.00		ug/L			10/01/21 20:20	1
1,2,4-Trimethylbenzene	ND		1.00		ug/L			10/01/21 20:20	1
1,2-Dibromo-3-Chloropropane	ND		5.00		ug/L			10/01/21 20:20	1
1,2-Dibromoethane (EDB)	ND		1.00		ug/L			10/01/21 20:20	1
1,2-Dichlorobenzene	ND		1.00		ug/L			10/01/21 20:20	1
1,2-Dichloroethane	ND		1.00		ug/L			10/01/21 20:20	1
1,2-Dichloropropane	ND		1.00		ug/L			10/01/21 20:20	1
1,3,5-Trimethylbenzene	ND		1.00		ug/L			10/01/21 20:20	1
1,3-Dichlorobenzene	ND		1.00		ug/L			10/01/21 20:20	1
1,4-Dichlorobenzene	ND		1.00		ug/L			10/01/21 20:20	1
2-Butanone (MEK)	ND		25.0		ug/L			10/01/21 20:20	1
2-Hexanone	ND		25.0		ug/L			10/01/21 20:20	1
4-Methyl-2-pentanone (MIBK)	ND		25.0		ug/L			10/01/21 20:20	1
Acetone	ND		25.0		ug/L			10/01/21 20:20	1
Benzene	ND		1.00		ug/L			10/01/21 20:20	1
Bromochloromethane	ND		1.00		ug/L			10/01/21 20:20	1
Bromodichloromethane	ND		1.00		ug/L			10/01/21 20:20	1
Bromoform	ND		5.00		ug/L			10/01/21 20:20	1
Bromomethane	ND		1.00		ug/L			10/01/21 20:20	1
Carbon disulfide	ND		1.00		ug/L			10/01/21 20:20	1
Carbon tetrachloride	ND		1.00		ug/L			10/01/21 20:20	1
Chlorobenzene	ND		1.00		ug/L			10/01/21 20:20	1
Chlorodibromomethane	ND		1.00		ug/L			10/01/21 20:20	1
Chloroethane	ND		1.00		ug/L			10/01/21 20:20	1
Chloroform	ND		1.00		ug/L			10/01/21 20:20	1
Chloromethane	ND		1.00		ug/L			10/01/21 20:20	1
cis-1,2-Dichloroethene	ND		1.00		ug/L			10/01/21 20:20	1
cis-1,3-Dichloropropene	ND		5.00		ug/L			10/01/21 20:20	1
Cyclohexane	ND		1.00		ug/L			10/01/21 20:20	1
Dichlorodifluoromethane	ND		1.00		ug/L			10/01/21 20:20	1
Diisopropyl ether	ND		1.00		ug/L			10/01/21 20:20	1
Ethyl tert-butyl ether	ND		1.00		ug/L			10/01/21 20:20	1
Ethylbenzene	ND		1.00		ug/L			10/01/21 20:20	1
Freon 113	ND		1.00		ug/L			10/01/21 20:20	1
Isopropylbenzene	ND		1.00		ug/L			10/01/21 20:20	1
m,p-Xylene	ND		5.00		ug/L			10/01/21 20:20	1
Methyl acetate	ND		5.00		ug/L			10/01/21 20:20	1
Methyl tert-butyl ether	ND		1.00		ug/L			10/01/21 20:20	1
Methylcyclohexane	ND		1.00		ug/L			10/01/21 20:20	1
Methylene Chloride	ND		5.00		ug/L			10/01/21 20:20	1
Naphthalene	ND		1.00		ug/L			10/01/21 20:20	1
o-Xylene	ND		5.00		ug/L			10/01/21 20:20	1
Styrene	ND		1.00		ug/L			10/01/21 20:20	1

Client Sample Results

Client: AECOM
 Project/Site: 7-11 No 22281 (MD)

Job ID: 400-209006-1
 SDG: 2400 Pleasantville Rd, Fallston, MD

Client Sample ID: MW-13-092721

Lab Sample ID: 400-209006-11

Date Collected: 09/27/21 11:30

Matrix: Water

Date Received: 09/29/21 09:15

Method: 8260B - Volatile Organic Compounds (GC/MS) (Continued)

Analyte	Result	Qualifier	RL	MDL	Unit	D	Prepared	Analyzed	Dil Fac
Tert-amyl methyl ether	ND		1.00		ug/L			10/01/21 20:20	1
tert-Butyl alcohol (TBA)	ND		10.0		ug/L			10/01/21 20:20	1
Tetrachloroethene	ND		1.00		ug/L			10/01/21 20:20	1
Toluene	ND		1.00		ug/L			10/01/21 20:20	1
trans-1,2-Dichloroethene	ND		1.00		ug/L			10/01/21 20:20	1
trans-1,3-Dichloropropene	ND		5.00		ug/L			10/01/21 20:20	1
Trichloroethene	ND		1.00		ug/L			10/01/21 20:20	1
Trichlorofluoromethane	ND		1.00		ug/L			10/01/21 20:20	1
Vinyl chloride	ND		1.00		ug/L			10/01/21 20:20	1
Xylenes, Total	ND		10.0		ug/L			10/01/21 20:20	1

Surrogate	%Recovery	Qualifier	Limits	Prepared	Analyzed	Dil Fac
4-Bromofluorobenzene	93		72 - 119		10/01/21 20:20	1
Dibromofluoromethane	101		75 - 126		10/01/21 20:20	1
Toluene-d8 (Surr)	99		64 - 132		10/01/21 20:20	1

Method: 8015C - Gasoline Range Organics (GRO) (GC)

Analyte	Result	Qualifier	RL	MDL	Unit	D	Prepared	Analyzed	Dil Fac
C6-C10	ND		47.0		ug/L			10/07/21 02:43	1

Surrogate	%Recovery	Qualifier	Limits	Prepared	Analyzed	Dil Fac
a,a,a-Trifluorotoluene (fid)	92		69 - 147		10/07/21 02:43	1

Definitions/Glossary

Client: AECOM
Project/Site: 7-11 No 22281 (MD)

Job ID: 400-209006-1
SDG: 2400 Pleasantville Rd, Fallston, MD

Glossary

Abbreviation	These commonly used abbreviations may or may not be present in this report.
α	Listed under the "D" column to designate that the result is reported on a dry weight basis
%R	Percent Recovery
CFL	Contains Free Liquid
CFU	Colony Forming Unit
CNF	Contains No Free Liquid
DER	Duplicate Error Ratio (normalized absolute difference)
Dil Fac	Dilution Factor
DL	Detection Limit (DoD/DOE)
DL, RA, RE, IN	Indicates a Dilution, Re-analysis, Re-extraction, or additional Initial metals/anion analysis of the sample
DLC	Decision Level Concentration (Radiochemistry)
EDL	Estimated Detection Limit (Dioxin)
LOD	Limit of Detection (DoD/DOE)
LOQ	Limit of Quantitation (DoD/DOE)
MCL	EPA recommended "Maximum Contaminant Level"
MDA	Minimum Detectable Activity (Radiochemistry)
MDC	Minimum Detectable Concentration (Radiochemistry)
MDL	Method Detection Limit
ML	Minimum Level (Dioxin)
MPN	Most Probable Number
MQL	Method Quantitation Limit
NC	Not Calculated
ND	Not Detected at the reporting limit (or MDL or EDL if shown)
NEG	Negative / Absent
POS	Positive / Present
PQL	Practical Quantitation Limit
PRES	Presumptive
QC	Quality Control
RER	Relative Error Ratio (Radiochemistry)
RL	Reporting Limit or Requested Limit (Radiochemistry)
RPD	Relative Percent Difference, a measure of the relative difference between two points
TEF	Toxicity Equivalent Factor (Dioxin)
TEQ	Toxicity Equivalent Quotient (Dioxin)
TNTC	Too Numerous To Count

Surrogate Summary

Client: AECOM
Project/Site: 7-11 No 22281 (MD)

Job ID: 400-209006-1
SDG: 2400 Pleasantville Rd, Fallston, MD

Method: 8260B - Volatile Organic Compounds (GC/MS)

Matrix: Water

Prep Type: Total/NA

Lab Sample ID	Client Sample ID	Percent Surrogate Recovery (Acceptance Limits)		
		BFB (72-119)	DBFM (75-126)	TOL (64-132)
400-209006-1	MW-4A-092721	93	102	96
400-209006-2	HW-3-092721	93	103	98
400-209006-3	MW-6-092721	93	102	98
400-209006-4	MW-8A-092721	93	103	98
400-209006-5	MW-8B-092721	95	101	97
400-209006-6	MW-8C-092721	93	102	99
400-209006-7	MW-9-092721	95	103	96
400-209006-8	MW-10-092721	92	100	99
400-209006-9	MW-11-092721	93	102	99
400-209006-10	MW-12-092721	93	103	99
400-209006-11	MW-13-092721	93	101	99
LCS 400-549600/1002	Lab Control Sample	92	104	96
MB 400-549600/5	Method Blank	93	100	97

Surrogate Legend
 BFB = 4-Bromofluorobenzene
 DBFM = Dibromofluoromethane
 TOL = Toluene-d8 (Surr)

Method: 8015C - Gasoline Range Organics (GRO) (GC)

Matrix: Water

Prep Type: Total/NA

Lab Sample ID	Client Sample ID	Percent Surrogate Recovery (Acceptance Limits)
		TFT-F2 (69-147)
400-209006-1	MW-4A-092721	93
400-209006-2	HW-3-092721	92
400-209006-3	MW-6-092721	89
400-209006-4	MW-8A-092721	92
400-209006-5	MW-8B-092721	92
400-209006-6	MW-8C-092721	94
400-209006-7	MW-9-092721	92
400-209006-8	MW-10-092721	92
400-209006-9	MW-11-092721	93
400-209006-10	MW-12-092721	92
400-209006-11	MW-13-092721	92
LCS 400-550258/1002	Lab Control Sample	91
MB 400-550258/3	Method Blank	91

Surrogate Legend
 TFT-F = a,a,a-Trifluorotoluene (fid)

QC Association Summary

Client: AECOM
Project/Site: 7-11 No 22281 (MD)

Job ID: 400-209006-1
SDG: 2400 Pleasantville Rd, Fallston, MD

GC/MS VOA

Analysis Batch: 549600

Lab Sample ID	Client Sample ID	Prep Type	Matrix	Method	Prep Batch
400-209006-1	MW-4A-092721	Total/NA	Water	8260B	
400-209006-2	HW-3-092721	Total/NA	Water	8260B	
400-209006-3	MW-6-092721	Total/NA	Water	8260B	
400-209006-4	MW-8A-092721	Total/NA	Water	8260B	
400-209006-5	MW-8B-092721	Total/NA	Water	8260B	
400-209006-6	MW-8C-092721	Total/NA	Water	8260B	
400-209006-7	MW-9-092721	Total/NA	Water	8260B	
400-209006-8	MW-10-092721	Total/NA	Water	8260B	
400-209006-9	MW-11-092721	Total/NA	Water	8260B	
400-209006-10	MW-12-092721	Total/NA	Water	8260B	
400-209006-11	MW-13-092721	Total/NA	Water	8260B	
MB 400-549600/5	Method Blank	Total/NA	Water	8260B	
LCS 400-549600/1002	Lab Control Sample	Total/NA	Water	8260B	

GC VOA

Analysis Batch: 550258

Lab Sample ID	Client Sample ID	Prep Type	Matrix	Method	Prep Batch
400-209006-1	MW-4A-092721	Total/NA	Water	8015C	
400-209006-2	HW-3-092721	Total/NA	Water	8015C	
400-209006-3	MW-6-092721	Total/NA	Water	8015C	
400-209006-4	MW-8A-092721	Total/NA	Water	8015C	
400-209006-5	MW-8B-092721	Total/NA	Water	8015C	
400-209006-6	MW-8C-092721	Total/NA	Water	8015C	
400-209006-7	MW-9-092721	Total/NA	Water	8015C	
400-209006-8	MW-10-092721	Total/NA	Water	8015C	
400-209006-9	MW-11-092721	Total/NA	Water	8015C	
400-209006-10	MW-12-092721	Total/NA	Water	8015C	
400-209006-11	MW-13-092721	Total/NA	Water	8015C	
MB 400-550258/3	Method Blank	Total/NA	Water	8015C	
LCS 400-550258/1002	Lab Control Sample	Total/NA	Water	8015C	

QC Sample Results

Client: AECOM
 Project/Site: 7-11 No 22281 (MD)

Job ID: 400-209006-1
 SDG: 2400 Pleasantville Rd, Fallston, MD

Method: 8260B - Volatile Organic Compounds (GC/MS)

Lab Sample ID: MB 400-549600/5
 Matrix: Water
 Analysis Batch: 549600

Client Sample ID: Method Blank
 Prep Type: Total/NA

Analyte	MB Result	MB Qualifier	RL	MDL	Unit	D	Prepared	Analyzed	Dil Fac
1,1,1-Trichloroethane	ND		1.00		ug/L			10/01/21 11:35	1
1,1,1,2,2-Tetrachloroethane	ND		1.00		ug/L			10/01/21 11:35	1
1,1,2-Trichloroethane	ND		5.00		ug/L			10/01/21 11:35	1
1,1-Dichloroethane	ND		1.00		ug/L			10/01/21 11:35	1
1,1-Dichloroethene	ND		1.00		ug/L			10/01/21 11:35	1
1,2,3-Trichlorobenzene	ND		1.00		ug/L			10/01/21 11:35	1
1,2,4-Trichlorobenzene	ND		1.00		ug/L			10/01/21 11:35	1
1,2,4-Trimethylbenzene	ND		1.00		ug/L			10/01/21 11:35	1
1,2-Dibromo-3-Chloropropane	ND		5.00		ug/L			10/01/21 11:35	1
1,2-Dibromoethane (EDB)	ND		1.00		ug/L			10/01/21 11:35	1
1,2-Dichlorobenzene	ND		1.00		ug/L			10/01/21 11:35	1
1,2-Dichloroethane	ND		1.00		ug/L			10/01/21 11:35	1
1,2-Dichloropropane	ND		1.00		ug/L			10/01/21 11:35	1
1,3,5-Trimethylbenzene	ND		1.00		ug/L			10/01/21 11:35	1
1,3-Dichlorobenzene	ND		1.00		ug/L			10/01/21 11:35	1
1,4-Dichlorobenzene	ND		1.00		ug/L			10/01/21 11:35	1
2-Butanone (MEK)	ND		25.0		ug/L			10/01/21 11:35	1
2-Hexanone	ND		25.0		ug/L			10/01/21 11:35	1
4-Methyl-2-pentanone (MIBK)	ND		25.0		ug/L			10/01/21 11:35	1
Acetone	ND		25.0		ug/L			10/01/21 11:35	1
Benzene	ND		1.00		ug/L			10/01/21 11:35	1
Bromochloromethane	ND		1.00		ug/L			10/01/21 11:35	1
Bromodichloromethane	ND		1.00		ug/L			10/01/21 11:35	1
Bromoform	ND		5.00		ug/L			10/01/21 11:35	1
Bromomethane	ND		1.00		ug/L			10/01/21 11:35	1
Carbon disulfide	ND		1.00		ug/L			10/01/21 11:35	1
Carbon tetrachloride	ND		1.00		ug/L			10/01/21 11:35	1
Chlorobenzene	ND		1.00		ug/L			10/01/21 11:35	1
Chlorodibromomethane	ND		1.00		ug/L			10/01/21 11:35	1
Chloroethane	ND		1.00		ug/L			10/01/21 11:35	1
Chloroform	ND		1.00		ug/L			10/01/21 11:35	1
Chloromethane	ND		1.00		ug/L			10/01/21 11:35	1
cis-1,2-Dichloroethene	ND		1.00		ug/L			10/01/21 11:35	1
cis-1,3-Dichloropropene	ND		5.00		ug/L			10/01/21 11:35	1
Cyclohexane	ND		1.00		ug/L			10/01/21 11:35	1
Dichlorodifluoromethane	ND		1.00		ug/L			10/01/21 11:35	1
Diisopropyl ether	ND		1.00		ug/L			10/01/21 11:35	1
Ethyl tert-butyl ether	ND		1.00		ug/L			10/01/21 11:35	1
Ethylbenzene	ND		1.00		ug/L			10/01/21 11:35	1
Freon 113	ND		1.00		ug/L			10/01/21 11:35	1
Isopropylbenzene	ND		1.00		ug/L			10/01/21 11:35	1
m,p-Xylene	ND		5.00		ug/L			10/01/21 11:35	1
Methyl acetate	ND		5.00		ug/L			10/01/21 11:35	1
Methyl tert-butyl ether	ND		1.00		ug/L			10/01/21 11:35	1
Methylcyclohexane	ND		1.00		ug/L			10/01/21 11:35	1
Methylene Chloride	ND		5.00		ug/L			10/01/21 11:35	1
Naphthalene	ND		1.00		ug/L			10/01/21 11:35	1
o-Xylene	ND		5.00		ug/L			10/01/21 11:35	1

QC Sample Results

Client: AECOM
Project/Site: 7-11 No 22281 (MD)

Job ID: 400-209006-1
SDG: 2400 Pleasantville Rd, Fallston, MD

Method: 8260B - Volatile Organic Compounds (GC/MS) (Continued)

Lab Sample ID: MB 400-549600/5
Matrix: Water
Analysis Batch: 549600

Client Sample ID: Method Blank
Prep Type: Total/NA

Analyte	MB Result	MB Qualifier	RL	MDL	Unit	D	Prepared	Analyzed	Dil Fac
Styrene	ND		1.00		ug/L			10/01/21 11:35	1
Tert-amyl methyl ether	ND		1.00		ug/L			10/01/21 11:35	1
tert-Butyl alcohol (TBA)	ND		10.0		ug/L			10/01/21 11:35	1
Tetrachloroethene	ND		1.00		ug/L			10/01/21 11:35	1
Toluene	ND		1.00		ug/L			10/01/21 11:35	1
trans-1,2-Dichloroethene	ND		1.00		ug/L			10/01/21 11:35	1
trans-1,3-Dichloropropene	ND		5.00		ug/L			10/01/21 11:35	1
Trichloroethene	ND		1.00		ug/L			10/01/21 11:35	1
Trichlorofluoromethane	ND		1.00		ug/L			10/01/21 11:35	1
Vinyl chloride	ND		1.00		ug/L			10/01/21 11:35	1
Xylenes, Total	ND		10.0		ug/L			10/01/21 11:35	1

Surrogate	MB %Recovery	MB Qualifier	Limits	Prepared	Analyzed	Dil Fac
4-Bromofluorobenzene	93		72 - 119		10/01/21 11:35	1
Dibromofluoromethane	100		75 - 126		10/01/21 11:35	1
Toluene-d8 (Surr)	97		64 - 132		10/01/21 11:35	1

Lab Sample ID: LCS 400-549600/1002
Matrix: Water
Analysis Batch: 549600

Client Sample ID: Lab Control Sample
Prep Type: Total/NA

Analyte	Spike Added	LCS Result	LCS Qualifier	Unit	D	%Rec	%Rec. Limits
1,1,1-Trichloroethane	50.0	51.65		ug/L		103	68 - 130
1,1,1,2-Tetrachloroethane	50.0	45.37		ug/L		91	70 - 131
1,1,2-Trichloroethane	50.0	50.34		ug/L		101	70 - 130
1,1-Dichloroethane	50.0	51.38		ug/L		103	70 - 130
1,1-Dichloroethene	50.0	51.94		ug/L		104	63 - 134
1,2,3-Trichlorobenzene	50.0	54.81		ug/L		110	60 - 138
1,2,4-Trichlorobenzene	50.0	54.35		ug/L		109	60 - 140
1,2,4-Trimethylbenzene	50.0	48.03		ug/L		96	70 - 130
1,2-Dibromo-3-Chloropropane	50.0	60.65		ug/L		121	54 - 135
1,2-Dibromoethane (EDB)	50.0	52.13		ug/L		104	70 - 130
1,2-Dichlorobenzene	50.0	48.96		ug/L		98	67 - 130
1,2-Dichloroethane	50.0	52.43		ug/L		105	69 - 130
1,2-Dichloropropane	50.0	51.08		ug/L		102	70 - 130
1,3,5-Trimethylbenzene	50.0	47.56		ug/L		95	69 - 130
1,3-Dichlorobenzene	50.0	49.37		ug/L		99	70 - 130
1,4-Dichlorobenzene	50.0	49.07		ug/L		98	70 - 130
2-Butanone (MEK)	200	257.8		ug/L		129	61 - 145
2-Hexanone	200	236.3		ug/L		118	65 - 137
4-Methyl-2-pentanone (MIBK)	200	241.4		ug/L		121	69 - 138
Acetone	200	253.7		ug/L		127	43 - 160
Benzene	50.0	50.97		ug/L		102	70 - 130
Bromochloromethane	50.0	53.52		ug/L		107	70 - 130
Bromodichloromethane	50.0	51.85		ug/L		104	67 - 133
Bromoform	50.0	55.61		ug/L		111	57 - 140
Bromomethane	50.0	25.18		ug/L		50	10 - 160
Carbon disulfide	50.0	51.45		ug/L		103	61 - 137

QC Sample Results

Client: AECOM
Project/Site: 7-11 No 22281 (MD)

Job ID: 400-209006-1
SDG: 2400 Pleasantville Rd, Fallston, MD

Method: 8260B - Volatile Organic Compounds (GC/MS) (Continued)

Lab Sample ID: LCS 400-549600/1002
Matrix: Water
Analysis Batch: 549600

Client Sample ID: Lab Control Sample
Prep Type: Total/NA

Analyte	Spike Added	LCS Result	LCS Qualifier	Unit	D	%Rec	%Rec. Limits
Carbon tetrachloride	50.0	54.68		ug/L		109	61 - 137
Chlorobenzene	50.0	49.05		ug/L		98	70 - 130
Chlorodibromomethane	50.0	54.23		ug/L		108	67 - 135
Chloroethane	50.0	47.54		ug/L		95	55 - 141
Chloroform	50.0	51.48		ug/L		103	69 - 130
Chloromethane	50.0	45.41		ug/L		91	58 - 137
cis-1,2-Dichloroethene	50.0	52.06		ug/L		104	68 - 130
cis-1,3-Dichloropropene	50.0	53.28		ug/L		107	69 - 132
Cyclohexane	50.0	52.55		ug/L		105	70 - 130
Dichlorodifluoromethane	50.0	31.61		ug/L		63	41 - 146
Diisopropyl ether	50.0	52.19		ug/L		104	64 - 132
Ethyl tert-butyl ether	50.0	52.86		ug/L		106	55 - 133
Ethylbenzene	50.0	49.25		ug/L		99	70 - 130
Freon 113	50.0	53.58		ug/L		107	60 - 139
Isopropylbenzene	50.0	51.49		ug/L		103	70 - 130
m,p-Xylene	50.0	49.33		ug/L		99	70 - 130
Methyl acetate	100	122.6		ug/L		123	45 - 159
Methyl tert-butyl ether	50.0	53.22		ug/L		106	66 - 130
Methylcyclohexane	50.0	52.22		ug/L		104	70 - 130
Methylene Chloride	50.0	50.45		ug/L		101	66 - 135
Naphthalene	50.0	53.80		ug/L		108	47 - 149
o-Xylene	50.0	48.88		ug/L		98	70 - 130
Styrene	50.0	47.80		ug/L		96	70 - 130
Tert-amyl methyl ether	50.0	51.44		ug/L		103	52 - 132
tert-Butyl alcohol (TBA)	500	633.5		ug/L		127	46 - 143
Tetrachloroethene	50.0	50.65		ug/L		101	65 - 130
Toluene	50.0	48.47		ug/L		97	70 - 130
trans-1,2-Dichloroethene	50.0	50.79		ug/L		102	70 - 130
trans-1,3-Dichloropropene	50.0	50.35		ug/L		101	63 - 130
Trichloroethene	50.0	52.83		ug/L		106	70 - 130
Trichlorofluoromethane	50.0	50.20		ug/L		100	65 - 138
Vinyl chloride	50.0	49.16		ug/L		98	59 - 136
Xylenes, Total	100	98.20		ug/L		98	70 - 130

Surrogate	LCS %Recovery	LCS Qualifier	Limits
4-Bromofluorobenzene	92		72 - 119
Dibromofluoromethane	104		75 - 126
Toluene-d8 (Surr)	96		64 - 132

Method: 8015C - Gasoline Range Organics (GRO) (GC)

Lab Sample ID: MB 400-550258/3
Matrix: Water
Analysis Batch: 550258

Client Sample ID: Method Blank
Prep Type: Total/NA

Analyte	MB Result	MB Qualifier	RL	MDL	Unit	D	Prepared	Analyzed	Dil Fac
C6-C10	ND		47.0		ug/L			10/06/21 17:17	1

Eurofins TestAmerica, Pensacola

QC Sample Results

Client: AECOM
 Project/Site: 7-11 No 22281 (MD)

Job ID: 400-209006-1
 SDG: 2400 Pleasantville Rd, Fallston, MD

Method: 8015C - Gasoline Range Organics (GRO) (GC) (Continued)

Lab Sample ID: MB 400-550258/3
Matrix: Water
Analysis Batch: 550258

Client Sample ID: Method Blank
Prep Type: Total/NA

<u>Surrogate</u>	<u>MB</u>	<u>MB</u>	<u>Limits</u>	<u>Prepared</u>	<u>Analyzed</u>	<u>Dil Fac</u>
<i>a,a,a-Trifluorotoluene (fid)</i>	91	Qualifier	69 - 147		10/06/21 17:17	1

Lab Sample ID: LCS 400-550258/1002
Matrix: Water
Analysis Batch: 550258

Client Sample ID: Lab Control Sample
Prep Type: Total/NA

<u>Analyte</u>	<u>Spike</u>	<u>LCS</u>	<u>LCS</u>	<u>Unit</u>	<u>D</u>	<u>%Rec</u>	<u>%Rec.</u>
C6-C10	1000	939.6	Qualifier	ug/L		94	85 - 115

<u>Surrogate</u>	<u>LCS</u>	<u>LCS</u>	<u>Limits</u>
<i>a,a,a-Trifluorotoluene (fid)</i>	91	Qualifier	69 - 147

Lab Chronicle

Client: AECOM
Project/Site: 7-11 No 22281 (MD)

Job ID: 400-209006-1
SDG: 2400 Pleasantville Rd, Fallston, MD

Client Sample ID: MW-4A-092721

Lab Sample ID: 400-209006-1

Date Collected: 09/27/21 10:30

Matrix: Water

Date Received: 09/29/21 09:15

Prep Type	Batch Type	Batch Method	Run	Dil Factor	Initial Amount	Final Amount	Batch Number	Prepared or Analyzed	Analyst	Lab
Total/NA	Analysis	8260B		1	5 mL	5 mL	549600	10/01/21 16:21	BEP	TAL PEN
Total/NA	Analysis	8015C		1	5 mL	5 mL	550258	10/06/21 21:32	NTH	TAL PEN

Client Sample ID: HW-3-092721

Lab Sample ID: 400-209006-2

Date Collected: 09/27/21 12:45

Matrix: Water

Date Received: 09/29/21 09:15

Prep Type	Batch Type	Batch Method	Run	Dil Factor	Initial Amount	Final Amount	Batch Number	Prepared or Analyzed	Analyst	Lab
Total/NA	Analysis	8260B		1	5 mL	5 mL	549600	10/01/21 16:45	BEP	TAL PEN
Total/NA	Analysis	8015C		1	5 mL	5 mL	550258	10/06/21 22:28	NTH	TAL PEN

Client Sample ID: MW-6-092721

Lab Sample ID: 400-209006-3

Date Collected: 09/27/21 13:05

Matrix: Water

Date Received: 09/29/21 09:15

Prep Type	Batch Type	Batch Method	Run	Dil Factor	Initial Amount	Final Amount	Batch Number	Prepared or Analyzed	Analyst	Lab
Total/NA	Analysis	8260B		1	5 mL	5 mL	549600	10/01/21 17:09	BEP	TAL PEN
Total/NA	Analysis	8015C		1	5 mL	5 mL	550258	10/06/21 22:57	NTH	TAL PEN

Client Sample ID: MW-8A-092721

Lab Sample ID: 400-209006-4

Date Collected: 09/27/21 14:10

Matrix: Water

Date Received: 09/29/21 09:15

Prep Type	Batch Type	Batch Method	Run	Dil Factor	Initial Amount	Final Amount	Batch Number	Prepared or Analyzed	Analyst	Lab
Total/NA	Analysis	8260B		1	5 mL	5 mL	549600	10/01/21 17:33	BEP	TAL PEN
Total/NA	Analysis	8015C		1	5 mL	5 mL	550258	10/06/21 23:25	NTH	TAL PEN

Client Sample ID: MW-8B-092721

Lab Sample ID: 400-209006-5

Date Collected: 09/27/21 13:40

Matrix: Water

Date Received: 09/29/21 09:15

Prep Type	Batch Type	Batch Method	Run	Dil Factor	Initial Amount	Final Amount	Batch Number	Prepared or Analyzed	Analyst	Lab
Total/NA	Analysis	8260B		1	5 mL	5 mL	549600	10/01/21 17:57	BEP	TAL PEN
Total/NA	Analysis	8015C		1	5 mL	5 mL	550258	10/06/21 23:53	NTH	TAL PEN

Client Sample ID: MW-8C-092721

Lab Sample ID: 400-209006-6

Date Collected: 09/27/21 12:30

Matrix: Water

Date Received: 09/29/21 09:15

Prep Type	Batch Type	Batch Method	Run	Dil Factor	Initial Amount	Final Amount	Batch Number	Prepared or Analyzed	Analyst	Lab
Total/NA	Analysis	8260B		1	5 mL	5 mL	549600	10/01/21 18:21	BEP	TAL PEN
Total/NA	Analysis	8015C		1	5 mL	5 mL	550258	10/07/21 00:21	NTH	TAL PEN

Lab Chronicle

Client: AECOM
Project/Site: 7-11 No 22281 (MD)

Job ID: 400-209006-1
SDG: 2400 Pleasantville Rd, Fallston, MD

Client Sample ID: MW-9-092721

Lab Sample ID: 400-209006-7

Date Collected: 09/27/21 11:20

Matrix: Water

Date Received: 09/29/21 09:15

Prep Type	Batch Type	Batch Method	Run	Dil Factor	Initial Amount	Final Amount	Batch Number	Prepared or Analyzed	Analyst	Lab
Total/NA	Analysis	8260B		1	5 mL	5 mL	549600	10/01/21 18:44	BEP	TAL PEN
Total/NA	Analysis	8015C		1	5 mL	5 mL	550258	10/07/21 00:50	NTH	TAL PEN

Client Sample ID: MW-10-092721

Lab Sample ID: 400-209006-8

Date Collected: 09/27/21 12:05

Matrix: Water

Date Received: 09/29/21 09:15

Prep Type	Batch Type	Batch Method	Run	Dil Factor	Initial Amount	Final Amount	Batch Number	Prepared or Analyzed	Analyst	Lab
Total/NA	Analysis	8260B		1	5 mL	5 mL	549600	10/01/21 19:08	BEP	TAL PEN
Total/NA	Analysis	8015C		1	5 mL	5 mL	550258	10/07/21 01:18	NTH	TAL PEN

Client Sample ID: MW-11-092721

Lab Sample ID: 400-209006-9

Date Collected: 09/27/21 12:15

Matrix: Water

Date Received: 09/29/21 09:15

Prep Type	Batch Type	Batch Method	Run	Dil Factor	Initial Amount	Final Amount	Batch Number	Prepared or Analyzed	Analyst	Lab
Total/NA	Analysis	8260B		1	5 mL	5 mL	549600	10/01/21 19:32	BEP	TAL PEN
Total/NA	Analysis	8015C		1	5 mL	5 mL	550258	10/07/21 01:46	NTH	TAL PEN

Client Sample ID: MW-12-092721

Lab Sample ID: 400-209006-10

Date Collected: 09/27/21 10:45

Matrix: Water

Date Received: 09/29/21 09:15

Prep Type	Batch Type	Batch Method	Run	Dil Factor	Initial Amount	Final Amount	Batch Number	Prepared or Analyzed	Analyst	Lab
Total/NA	Analysis	8260B		1	5 mL	5 mL	549600	10/01/21 19:56	BEP	TAL PEN
Total/NA	Analysis	8015C		1	5 mL	5 mL	550258	10/07/21 02:15	NTH	TAL PEN

Client Sample ID: MW-13-092721

Lab Sample ID: 400-209006-11

Date Collected: 09/27/21 11:30

Matrix: Water

Date Received: 09/29/21 09:15

Prep Type	Batch Type	Batch Method	Run	Dil Factor	Initial Amount	Final Amount	Batch Number	Prepared or Analyzed	Analyst	Lab
Total/NA	Analysis	8260B		1	5 mL	5 mL	549600	10/01/21 20:20	BEP	TAL PEN
Total/NA	Analysis	8015C		1	5 mL	5 mL	550258	10/07/21 02:43	NTH	TAL PEN

Client Sample ID: Method Blank

Lab Sample ID: MB 400-549600/5

Date Collected: N/A

Matrix: Water

Date Received: N/A

Prep Type	Batch Type	Batch Method	Run	Dil Factor	Initial Amount	Final Amount	Batch Number	Prepared or Analyzed	Analyst	Lab
Total/NA	Analysis	8260B		1	5 mL	5 mL	549600	10/01/21 11:35	BEP	TAL PEN

Lab Chronicle

Client: AECOM
 Project/Site: 7-11 No 22281 (MD)

Job ID: 400-209006-1
 SDG: 2400 Pleasantville Rd, Fallston, MD

Client Sample ID: Method Blank
 Date Collected: N/A
 Date Received: N/A

Lab Sample ID: MB 400-550258/3
 Matrix: Water

Prep Type	Batch Type	Batch Method	Run	Dil Factor	Initial Amount	Final Amount	Batch Number	Prepared or Analyzed	Analyst	Lab
Total/NA	Analysis	8015C		1	5 mL	5 mL	550258	10/06/21 17:17	NTH	TAL PEN

Client Sample ID: Lab Control Sample
 Date Collected: N/A
 Date Received: N/A

Lab Sample ID: LCS 400-549600/1002
 Matrix: Water

Prep Type	Batch Type	Batch Method	Run	Dil Factor	Initial Amount	Final Amount	Batch Number	Prepared or Analyzed	Analyst	Lab
Total/NA	Analysis	8260B		1	5 mL	5 mL	549600	10/01/21 10:06	BEP	TAL PEN

Client Sample ID: Lab Control Sample
 Date Collected: N/A
 Date Received: N/A

Lab Sample ID: LCS 400-550258/1002
 Matrix: Water

Prep Type	Batch Type	Batch Method	Run	Dil Factor	Initial Amount	Final Amount	Batch Number	Prepared or Analyzed	Analyst	Lab
Total/NA	Analysis	8015C		1	5 mL	5 mL	550258	10/06/21 16:09	NTH	TAL PEN

Laboratory References:

TAL PEN = Eurofins TestAmerica, Pensacola, 3355 McLemore Drive, Pensacola, FL 32514, TEL (850)474-1001



Method Summary

Client: AECOM
Project/Site: 7-11 No 22281 (MD)

Job ID: 400-209006-1
SDG: 2400 Pleasantville Rd, Fallston, MD

Method	Method Description	Protocol	Laboratory
8260B	Volatile Organic Compounds (GC/MS)	SW846	TAL PEN
8015C	Gasoline Range Organics (GRO) (GC)	SW846	TAL PEN
5030B	Purge and Trap	SW846	TAL PEN
5030C	Purge and Trap	SW846	TAL PEN

Protocol References:

SW846 = "Test Methods For Evaluating Solid Waste, Physical/Chemical Methods", Third Edition, November 1986 And Its Updates.

Laboratory References:

TAL PEN = Eurofins TestAmerica, Pensacola, 3355 McLemore Drive, Pensacola, FL 32514, TEL (850)474-1001



Accreditation/Certification Summary

Client: AECOM
 Project/Site: 7-11 No 22281 (MD)


Job ID: 400-209006-1
 SDG: 2400 Pleasantville Rd, Fallston, MD

Laboratory: Eurofins TestAmerica, Pensacola

All accreditations/certifications held by this laboratory are listed. Not all accreditations/certifications are applicable to this report.

Authority	Program	Identification Number	Expiration Date
Alabama	State	40150	06-30-22
ANAB	ISO/IEC 17025	L2471	02-23-23
Arizona	State	AZ0710	01-12-22
Arkansas DEQ	State	88-0689	09-01-22
California	State	2510	06-30-22
Florida	NELAP	E81010	06-30-22
Georgia	State	E81010(FL)	06-30-22
Illinois	NELAP	200041	10-09-21
Iowa	State	367	08-01-22
Kansas	NELAP	E-10253	10-31-21
Kentucky (UST)	State	53	06-30-22
Kentucky (WW)	State	KY98030	12-31-21
Louisiana	NELAP	30976	06-30-22
Louisiana (DW)	State	LA017	12-31-21
Maryland	State	233	09-30-22
Massachusetts	State	M-FL094	06-30-22
Michigan	State	9912	06-30-22
New Jersey	NELAP	FL006	06-30-22
North Carolina (WW/SW)	State	314	12-31-21
Oklahoma	State	9810	08-31-22
Pennsylvania	NELAP	68-00467	01-31-22
Rhode Island	State	LAO00307	12-30-21
South Carolina	State	96026	06-30-22
Tennessee	State	TN02907	06-30-22
Texas	NELAP	T104704286	09-30-22
US Fish & Wildlife	US Federal Programs	058448	07-31-22
USDA	US Federal Programs	P330-21-00056	05-17-24
Virginia	NELAP	460166	06-14-22
Washington	State	C915	05-15-22
West Virginia DEP	State	136	12-31-21

Client Information		Sampler: A. Black	Lab PM: Evans, Lauren R	COC No: 400-98500-35508.1						
Client Contact: Ms. Rachael Allen		Phone: 301-643-2936	E-Mail: Lauren.Evans@Eurofins.com	Page: 1 of 1						
Company: AECOM		Job #:								
Address: 430 National Business Parkway Suite 401		Analysis Requested								
City: Annapolis Junction		Preservation Codes:								
State, Zip: MD, 20701		A - HCL B - NaOH C - Zn Acetate D - Nitric Acid E - NaHSO4 F - MeOH G - Amchlor H - Ascorbic Acid I - Ice J - DI Water K - EDTA L - EDA Other:								
Phone: 301-289-3802(Tel) 301-289-3901(Fax)		M - Hexane N - None O - AsNaO2 P - Na2O4S Q - Na2SO3 R - Na2S2O3 S - H2SO4 T - TSP Dodecahydrate U - Acetone V - MCAA W - pH 4+5 Z - other (specify)								
Email: Rachael.Allen@aecom.com		Total Number of containers								
Project Name: 7-11 No 22281 (MD)		Special Instructions/Note:								
Site: SSOW#:										
Due Date Requested:										
TAT Requested (days): STD										
Compliance Project: <input type="checkbox"/> Yes <input type="checkbox"/> No										
PO #: WO825655										
WO #:										
Project #: 40012890										
SSOW#:										
Sample Identification	Sample Date	Sample Time	Sample Type (C=Comp, G=grab)	Matrix (W=water, S=solid, O=wastefluid, BT=tissue, A=air)	Field Filtered Sample (Yes or No)	Perform MS/MS	8260B - Standard 8260 List + Oxygenates	8015C - GRO - GRO (C6 - C10)	Total Number of containers	Special Instructions/Note:
MW-4A - 092721	9/27/21	1030		Water			X	X		
MW-4A HW-3-092721		1245		Water			X	X		
MW-6 - 092721		1305		Water			X	X		
MW-8A - 092721		1410		Water			X	X		
MW-8B - 092721		1340		Water			X	X		
MW-8C - 092721		1230		Water			X	X		
MW-9 - 092721		1120		Water			X	X		
MW-10 - 092721		1205		Water			X	X		
MW-11 - 092721		1215		Water			X	X		
MW-12 - 092721		1045		Water			X	X		
MW-13 - 092721		1130		Water			X	X		
<p>Possible Hazard Identification</p> <input checked="" type="checkbox"/> Non-Hazard <input type="checkbox"/> Flammable <input type="checkbox"/> Skin Irritant <input type="checkbox"/> Poison B <input type="checkbox"/> Unknown <input type="checkbox"/> Radiological Deliverable Requested: I, II, III, IV, Other (specify)										
<p>Sample Disposal (A fee may be assessed if samples are retained longer than 1 month)</p> <input type="checkbox"/> Return To Client <input checked="" type="checkbox"/> Disposal By Lab <input type="checkbox"/> Archive For _____ Months										
<p>Special Instructions/QC Requirements:</p>										
<p>Empty Kit Relinquished by: _____ Date: _____</p>										
<p>Relinquished by: A. Black Date/Time: 9/27/21 1705 Company: AECOM</p>										
<p>Relinquished by: _____ Date/Time: _____ Company: _____</p>										
<p>Relinquished by: _____ Date/Time: _____ Company: _____</p>										
<p>Custody Seals Intact: <input type="checkbox"/> Yes <input type="checkbox"/> No</p>										
<p>Custody Seal No.: _____ Cooler Temperature(s) °C and Other Remarks: 0.9°C 2K 4</p>										



Login Sample Receipt Checklist

Client: AECOM

Job Number: 400-209006-1
SDG Number: 2400 Pleasantville Rd, Fallston, MD

Login Number: 209006
List Number: 1
Creator: Whitley, Adrian

List Source: Eurofins TestAmerica, Pensacola

Question	Answer	Comment
Radioactivity wasn't checked or is \leq background as measured by a survey meter.	N/A	
The cooler's custody seal, if present, is intact.	N/A	
Sample custody seals, if present, are intact.	N/A	
The cooler or samples do not appear to have been compromised or tampered with.	True	
Samples were received on ice.	True	
Cooler Temperature is acceptable.	True	
Cooler Temperature is recorded.	True	0.9°C IR9
COC is present.	True	
COC is filled out in ink and legible.	True	
COC is filled out with all pertinent information.	True	
Is the Field Sampler's name present on COC?	True	
There are no discrepancies between the containers received and the COC.	True	
Samples are received within Holding Time (excluding tests with immediate HTs)	True	
Sample containers have legible labels.	True	
Containers are not broken or leaking.	True	
Sample collection date/times are provided.	True	
Appropriate sample containers are used.	True	
Sample bottles are completely filled.	True	
Sample Preservation Verified.	N/A	
There is sufficient vol. for all requested analyses, incl. any requested MS/MSDs	True	
Containers requiring zero headspace have no headspace or bubble is <math><6\text{mm}</math> (1/4").	True	
Multiphasic samples are not present.	True	
Samples do not require splitting or compositing.	True	
Residual Chlorine Checked.	N/A	





CALIBER ANALYTICAL SERVICES

Certificate of Analysis

Fountain Valley Analytical Laboratory, Inc.
1413 Old Taneytown Road
Westminster, MD 21158

Date Received: 08/18/21 10:22
Date Sampled: 08/16/21 11:39
Date Issued: 08/25/21 11:34

Project: 146628, 146630, 146632, 146634
Site: Hand Sink, Mid 2, Mid 1, Pre
Project Number: Sadler 2400

SDG Number: 21081803

	Result	Unit	LLQ	MCL	Method	Prepared	Analyzed	Init.
Field Sample ID:	146628		Matrix: Drinking Water			Lab ID: 21081803-01		
Volatile Organic Compounds	Batch: 25500							
Benzene	ND	ug/L	0.5	5	EPA 524.2	08/18/21	08/18/21 16:46	GFH
Bromobenzene	ND	ug/L	0.5		EPA 524.2	08/18/21	08/18/21 16:46	GFH
Bromochloromethane	ND	ug/L	0.5		EPA 524.2	08/18/21	08/18/21 16:46	GFH
Bromodichloromethane	ND	ug/L	0.5		EPA 524.2	08/18/21	08/18/21 16:46	GFH
Bromoform	ND	ug/L	0.5		EPA 524.2	08/18/21	08/18/21 16:46	GFH
Bromomethane	ND	ug/L	0.5		EPA 524.2	08/18/21	08/18/21 16:46	GFH
n-Butylbenzene	ND	ug/L	0.5		EPA 524.2	08/18/21	08/18/21 16:46	GFH
sec-Butylbenzene	ND	ug/L	0.5		EPA 524.2	08/18/21	08/18/21 16:46	GFH
tert-Butylbenzene	ND	ug/L	0.5		EPA 524.2	08/18/21	08/18/21 16:46	GFH
Carbon tetrachloride	ND	ug/L	0.5	5	EPA 524.2	08/18/21	08/18/21 16:46	GFH
Chlorobenzene	ND	ug/L	0.5	100	EPA 524.2	08/18/21	08/18/21 16:46	GFH
Chloroethane	ND	ug/L	0.5		EPA 524.2	08/18/21	08/18/21 16:46	GFH
Chloroform	ND	ug/L	0.5		EPA 524.2	08/18/21	08/18/21 16:46	GFH
Chloromethane	ND	ug/L	0.5		EPA 524.2	08/18/21	08/18/21 16:46	GFH
2-Chlorotoluene	ND	ug/L	0.5		EPA 524.2	08/18/21	08/18/21 16:46	GFH
4-Chlorotoluene	ND	ug/L	0.5		EPA 524.2	08/18/21	08/18/21 16:46	GFH
Dibromochloromethane	ND	ug/L	0.5		EPA 524.2	08/18/21	08/18/21 16:46	GFH
1,2-Dibromo-3-chloropropane (DBCP)	ND	ug/L	0.5		EPA 524.2	08/18/21	08/18/21 16:46	GFH
1,2-Dibromoethane (EDB)	ND	ug/L	0.5		EPA 524.2	08/18/21	08/18/21 16:46	GFH
Dibromomethane	ND	ug/L	0.5		EPA 524.2	08/18/21	08/18/21 16:46	GFH
1,2-Dichlorobenzene	ND	ug/L	0.5	600	EPA 524.2	08/18/21	08/18/21 16:46	GFH
1,3-Dichlorobenzene	ND	ug/L	0.5		EPA 524.2	08/18/21	08/18/21 16:46	GFH
1,4-Dichlorobenzene	ND	ug/L	0.5	75	EPA 524.2	08/18/21	08/18/21 16:46	GFH
Dichlorodifluoromethane	ND	ug/L	0.5		EPA 524.2	08/18/21	08/18/21 16:46	GFH
1,1-Dichloroethane	ND	ug/L	0.5		EPA 524.2	08/18/21	08/18/21 16:46	GFH
1,2-Dichloroethane (EDC)	ND	ug/L	0.5	5	EPA 524.2	08/18/21	08/18/21 16:46	GFH
1,1-Dichloroethene	ND	ug/L	0.5	7	EPA 524.2	08/18/21	08/18/21 16:46	GFH
cis-1,2-Dichloroethene	ND	ug/L	0.5	70	EPA 524.2	08/18/21	08/18/21 16:46	GFH
trans-1,2-Dichloroethene	ND	ug/L	0.5	100	EPA 524.2	08/18/21	08/18/21 16:46	GFH
1,2-Dichloropropane	ND	ug/L	0.5	5	EPA 524.2	08/18/21	08/18/21 16:46	GFH
1,3-Dichloropropane	ND	ug/L	0.5		EPA 524.2	08/18/21	08/18/21 16:46	GFH
2,2-Dichloropropane	ND	ug/L	0.5		EPA 524.2	08/18/21	08/18/21 16:46	GFH
1,1-Dichloropropene	ND	ug/L	0.5		EPA 524.2	08/18/21	08/18/21 16:46	GFH
cis-1,3-Dichloropropene	ND	ug/L	0.5		EPA 524.2	08/18/21	08/18/21 16:46	GFH
trans-1,3-Dichloropropene	ND	ug/L	0.5		EPA 524.2	08/18/21	08/18/21 16:46	GFH
Ethylbenzene	ND	ug/L	0.5	700	EPA 524.2	08/18/21	08/18/21 16:46	GFH
Isopropylbenzene	ND	ug/L	0.5		EPA 524.2	08/18/21	08/18/21 16:46	GFH
p-Isopropyltoluene	ND	ug/L	0.5		EPA 524.2	08/18/21	08/18/21 16:46	GFH
Hexachlorobutadiene	ND	ug/L	0.5		EPA 524.2	08/18/21	08/18/21 16:46	GFH



CALIBER ANALYTICAL SERVICES

Certificate of Analysis

Fountain Valley Analytical Laboratory, Inc.
1413 Old Taneytown Road
Westminster, MD 21158

Date Received: 08/18/21 10:22
Date Sampled: 08/16/21 11:39
Date Issued: 08/25/21 11:34

Project: 146628, 146630, 146632, 146634
Site: Hand Sink, Mid 2, Mid 1, Pre
Project Number: Sadler 2400

SDG Number: 21081803

	Result	Unit	LLQ	MCL	Method	Prepared	Analyzed	Init.
Field Sample ID:	146628		Matrix: Drinking Water			Lab ID: 21081803-01		
Batch:	25500							
Volatile Organic Compounds								
Methylene chloride	ND	ug/L	0.5	5	EPA 524.2	08/18/21	08/18/21 16:46	GFH
Methyl t-butyl ether (MTBE)	ND	ug/L	0.5	* 20	EPA 524.2	08/18/21	08/18/21 16:46	GFH
Naphthalene	ND	ug/L	0.5		EPA 524.2	08/18/21	08/18/21 16:46	GFH
n-Propylbenzene	ND	ug/L	0.5		EPA 524.2	08/18/21	08/18/21 16:46	GFH
Styrene	ND	ug/L	0.5	100	EPA 524.2	08/18/21	08/18/21 16:46	GFH
1,1,1,2-Tetrachloroethane	ND	ug/L	0.5		EPA 524.2	08/18/21	08/18/21 16:46	GFH
1,1,2,2-Tetrachloroethane	ND	ug/L	0.5		EPA 524.2	08/18/21	08/18/21 16:46	GFH
Tetrachloroethene	ND	ug/L	0.5	5	EPA 524.2	08/18/21	08/18/21 16:46	GFH
Toluene	ND	ug/L	0.5	1000	EPA 524.2	08/18/21	08/18/21 16:46	GFH
1,2,3-Trichlorobenzene	ND	ug/L	0.5		EPA 524.2	08/18/21	08/18/21 16:46	GFH
1,2,4-Trichlorobenzene	ND	ug/L	0.5	70	EPA 524.2	08/18/21	08/18/21 16:46	GFH
1,1,1-Trichloroethane	ND	ug/L	0.5	200	EPA 524.2	08/18/21	08/18/21 16:46	GFH
1,1,2-Trichloroethane	ND	ug/L	0.5	5	EPA 524.2	08/18/21	08/18/21 16:46	GFH
Trichloroethene	ND	ug/L	0.5	5	EPA 524.2	08/18/21	08/18/21 16:46	GFH
Trichlorofluoromethane	ND	ug/L	0.5		EPA 524.2	08/18/21	08/18/21 16:46	GFH
1,2,3-Trichloropropane	ND	ug/L	0.5		EPA 524.2	08/18/21	08/18/21 16:46	GFH
1,2,4-Trimethylbenzene	ND	ug/L	0.5		EPA 524.2	08/18/21	08/18/21 16:46	GFH
1,3,5-Trimethylbenzene	ND	ug/L	0.5		EPA 524.2	08/18/21	08/18/21 16:46	GFH
Vinyl chloride	ND	ug/L	0.5	2	EPA 524.2	08/18/21	08/18/21 16:46	GFH
m&p-Xylene	ND	ug/L	1	7500	EPA 524.2	08/18/21	08/18/21 16:46	GFH
o-Xylene	ND	ug/L	0.5	2500	EPA 524.2	08/18/21	08/18/21 16:46	GFH
tert-Butanol (TBA)	ND	ug/L	5		EPA 524.2	08/18/21	08/18/21 16:46	GFH
Ethyl t-butyl ether (ETBE)	ND	ug/L	0.5		EPA 524.2	08/18/21	08/18/21 16:46	GFH
Diisopropyl ether (DIPE)	ND	ug/L	0.5		EPA 524.2	08/18/21	08/18/21 16:46	GFH
tert-Amyl methyl ether (TAME)	ND	ug/L	0.5		EPA 524.2	08/18/21	08/18/21 16:46	GFH
tert-Amyl alcohol (TAA)	ND	ug/L	5		EPA 524.2	08/18/21	08/18/21 16:46	GFH
tert-Amyl ethyl ether (TAEE)	ND	ug/L	0.5		EPA 524.2	08/18/21	08/18/21 16:46	GFH

Sampler Name: Jay Yeager

Sampler ID: 0819JY

Expiration: 11/5/2022

Approved by:

QC Chemist

Notes/Qualifiers:

LLQ- Lowest Level of Quantitation

MCL - Maximum Contaminant Level. The highest level of a contaminant that is allowed in drinking water. MCLs are associated with regulated compounds. They are enforceable standards.

ND - Not Detected at a concentration greater than or equal to the LLQ.

The above analyses performed by Maryland State Certified Water Quality Laboratory #320.

* - Methyl t-butyl ether (MTBE) MCL based on MDE guidance document. It is not federally promulgated or enforceable.



CALIBER ANALYTICAL SERVICES

Certificate of Analysis

Fountain Valley Analytical Laboratory, Inc.
1413 Old Taneytown Road
Westminster, MD 21158

Date Received: 08/18/21 10:22
Date Sampled: 08/16/21 12:00
Date Issued: 08/25/21 11:34

Project: 146628, 146630, 146632, 146634
Site: Hand Sink, Mid 2, Mid 1, Pre
Project Number: Sadler 2400

SDG Number: 21081803

	Result	Unit	LLQ	MCL	Method	Prepared	Analyzed	Init.
Field Sample ID:	146630		Matrix: Drinking Water			Lab ID: 21081803-02		
Volatile Organic Compounds	Batch: 25500							
Benzene	ND	ug/L	0.5	5	EPA 524.2	08/18/21	08/18/21 17:17	GFH
Bromobenzene	ND	ug/L	0.5		EPA 524.2	08/18/21	08/18/21 17:17	GFH
Bromochloromethane	ND	ug/L	0.5		EPA 524.2	08/18/21	08/18/21 17:17	GFH
Bromodichloromethane	ND	ug/L	0.5		EPA 524.2	08/18/21	08/18/21 17:17	GFH
Bromoform	ND	ug/L	0.5		EPA 524.2	08/18/21	08/18/21 17:17	GFH
Bromomethane	ND	ug/L	0.5		EPA 524.2	08/18/21	08/18/21 17:17	GFH
n-Butylbenzene	ND	ug/L	0.5		EPA 524.2	08/18/21	08/18/21 17:17	GFH
sec-Butylbenzene	ND	ug/L	0.5		EPA 524.2	08/18/21	08/18/21 17:17	GFH
tert-Butylbenzene	ND	ug/L	0.5		EPA 524.2	08/18/21	08/18/21 17:17	GFH
Carbon tetrachloride	ND	ug/L	0.5	5	EPA 524.2	08/18/21	08/18/21 17:17	GFH
Chlorobenzene	ND	ug/L	0.5	100	EPA 524.2	08/18/21	08/18/21 17:17	GFH
Chloroethane	ND	ug/L	0.5		EPA 524.2	08/18/21	08/18/21 17:17	GFH
Chloroform	ND	ug/L	0.5		EPA 524.2	08/18/21	08/18/21 17:17	GFH
Chloromethane	ND	ug/L	0.5		EPA 524.2	08/18/21	08/18/21 17:17	GFH
2-Chlorotoluene	ND	ug/L	0.5		EPA 524.2	08/18/21	08/18/21 17:17	GFH
4-Chlorotoluene	ND	ug/L	0.5		EPA 524.2	08/18/21	08/18/21 17:17	GFH
Dibromochloromethane	ND	ug/L	0.5		EPA 524.2	08/18/21	08/18/21 17:17	GFH
1,2-Dibromo-3-chloropropane (DBCP)	ND	ug/L	0.5		EPA 524.2	08/18/21	08/18/21 17:17	GFH
1,2-Dibromoethane (EDB)	ND	ug/L	0.5		EPA 524.2	08/18/21	08/18/21 17:17	GFH
Dibromomethane	ND	ug/L	0.5		EPA 524.2	08/18/21	08/18/21 17:17	GFH
1,2-Dichlorobenzene	ND	ug/L	0.5	600	EPA 524.2	08/18/21	08/18/21 17:17	GFH
1,3-Dichlorobenzene	ND	ug/L	0.5		EPA 524.2	08/18/21	08/18/21 17:17	GFH
1,4-Dichlorobenzene	ND	ug/L	0.5	75	EPA 524.2	08/18/21	08/18/21 17:17	GFH
Dichlorodifluoromethane	ND	ug/L	0.5		EPA 524.2	08/18/21	08/18/21 17:17	GFH
1,1-Dichloroethane	ND	ug/L	0.5		EPA 524.2	08/18/21	08/18/21 17:17	GFH
1,2-Dichloroethane (EDC)	ND	ug/L	0.5	5	EPA 524.2	08/18/21	08/18/21 17:17	GFH
1,1-Dichloroethene	ND	ug/L	0.5	7	EPA 524.2	08/18/21	08/18/21 17:17	GFH
cis-1,2-Dichloroethene	ND	ug/L	0.5	70	EPA 524.2	08/18/21	08/18/21 17:17	GFH
trans-1,2-Dichloroethene	ND	ug/L	0.5	100	EPA 524.2	08/18/21	08/18/21 17:17	GFH
1,2-Dichloropropane	ND	ug/L	0.5	5	EPA 524.2	08/18/21	08/18/21 17:17	GFH
1,3-Dichloropropane	ND	ug/L	0.5		EPA 524.2	08/18/21	08/18/21 17:17	GFH
2,2-Dichloropropane	ND	ug/L	0.5		EPA 524.2	08/18/21	08/18/21 17:17	GFH
1,1-Dichloropropene	ND	ug/L	0.5		EPA 524.2	08/18/21	08/18/21 17:17	GFH
cis-1,3-Dichloropropene	ND	ug/L	0.5		EPA 524.2	08/18/21	08/18/21 17:17	GFH
trans-1,3-Dichloropropene	ND	ug/L	0.5		EPA 524.2	08/18/21	08/18/21 17:17	GFH
Ethylbenzene	ND	ug/L	0.5	700	EPA 524.2	08/18/21	08/18/21 17:17	GFH
Isopropylbenzene	ND	ug/L	0.5		EPA 524.2	08/18/21	08/18/21 17:17	GFH
p-Isopropyltoluene	ND	ug/L	0.5		EPA 524.2	08/18/21	08/18/21 17:17	GFH
Hexachlorobutadiene	ND	ug/L	0.5		EPA 524.2	08/18/21	08/18/21 17:17	GFH



CALIBER ANALYTICAL SERVICES

Certificate of Analysis

Fountain Valley Analytical Laboratory, Inc.
1413 Old Taneytown Road
Westminster, MD 21158

Date Received: 08/18/21 10:22
Date Sampled: 08/16/21 12:00
Date Issued: 08/25/21 11:34

Project: 146628, 146630, 146632, 146634
Site: Hand Sink, Mid 2, Mid 1, Pre
Project Number: Sadler 2400

SDG Number: 21081803

	Result	Unit	LLQ	MCL	Method	Prepared	Analyzed	Init.
Field Sample ID:	146630		Matrix: Drinking Water			Lab ID: 21081803-02		
Batch:	25500							
Volatile Organic Compounds								
Methylene chloride	ND	ug/L	0.5	5	EPA 524.2	08/18/21	08/18/21 17:17	GFH
Methyl t-butyl ether (MTBE)	ND	ug/L	0.5	* 20	EPA 524.2	08/18/21	08/18/21 17:17	GFH
Naphthalene	ND	ug/L	0.5		EPA 524.2	08/18/21	08/18/21 17:17	GFH
n-Propylbenzene	ND	ug/L	0.5		EPA 524.2	08/18/21	08/18/21 17:17	GFH
Styrene	ND	ug/L	0.5	100	EPA 524.2	08/18/21	08/18/21 17:17	GFH
1,1,1,2-Tetrachloroethane	ND	ug/L	0.5		EPA 524.2	08/18/21	08/18/21 17:17	GFH
1,1,2,2-Tetrachloroethane	ND	ug/L	0.5		EPA 524.2	08/18/21	08/18/21 17:17	GFH
Tetrachloroethene	ND	ug/L	0.5	5	EPA 524.2	08/18/21	08/18/21 17:17	GFH
Toluene	ND	ug/L	0.5	1000	EPA 524.2	08/18/21	08/18/21 17:17	GFH
1,2,3-Trichlorobenzene	ND	ug/L	0.5		EPA 524.2	08/18/21	08/18/21 17:17	GFH
1,2,4-Trichlorobenzene	ND	ug/L	0.5	70	EPA 524.2	08/18/21	08/18/21 17:17	GFH
1,1,1-Trichloroethane	ND	ug/L	0.5	200	EPA 524.2	08/18/21	08/18/21 17:17	GFH
1,1,2-Trichloroethane	ND	ug/L	0.5	5	EPA 524.2	08/18/21	08/18/21 17:17	GFH
Trichloroethene	ND	ug/L	0.5	5	EPA 524.2	08/18/21	08/18/21 17:17	GFH
Trichlorofluoromethane	ND	ug/L	0.5		EPA 524.2	08/18/21	08/18/21 17:17	GFH
1,2,3-Trichloropropane	ND	ug/L	0.5		EPA 524.2	08/18/21	08/18/21 17:17	GFH
1,2,4-Trimethylbenzene	ND	ug/L	0.5		EPA 524.2	08/18/21	08/18/21 17:17	GFH
1,3,5-Trimethylbenzene	ND	ug/L	0.5		EPA 524.2	08/18/21	08/18/21 17:17	GFH
Vinyl chloride	ND	ug/L	0.5	2	EPA 524.2	08/18/21	08/18/21 17:17	GFH
m&p-Xylene	ND	ug/L	1	7500	EPA 524.2	08/18/21	08/18/21 17:17	GFH
o-Xylene	ND	ug/L	0.5	2500	EPA 524.2	08/18/21	08/18/21 17:17	GFH
tert-Butanol (TBA)	ND	ug/L	5		EPA 524.2	08/18/21	08/18/21 17:17	GFH
Ethyl t-butyl ether (ETBE)	ND	ug/L	0.5		EPA 524.2	08/18/21	08/18/21 17:17	GFH
Diisopropyl ether (DIPE)	ND	ug/L	0.5		EPA 524.2	08/18/21	08/18/21 17:17	GFH
tert-Amyl methyl ether (TAME)	ND	ug/L	0.5		EPA 524.2	08/18/21	08/18/21 17:17	GFH
tert-Amyl alcohol (TAA)	ND	ug/L	5		EPA 524.2	08/18/21	08/18/21 17:17	GFH
tert-Amyl ethyl ether (TAEE)	ND	ug/L	0.5		EPA 524.2	08/18/21	08/18/21 17:17	GFH

Sampler Name: Jay Yeager

Sampler ID: 0819JY

Expiration: 11/5/2022

Approved by:

QC Chemist

Notes/Qualifiers:

LLQ- Lowest Level of Quantitation

MCL - Maximum Contaminant Level. The highest level of a contaminant that is allowed in drinking water. MCLs are associated with regulated compounds. They are enforceable standards.

ND - Not Detected at a concentration greater than or equal to the LLQ.

The above analyses performed by Maryland State Certified Water Quality Laboratory #320.

* - Methyl t-butyl ether (MTBE) MCL based on MDE guidance document. It is not federally promulgated or enforceable.



CALIBER ANALYTICAL SERVICES

Certificate of Analysis

Fountain Valley Analytical Laboratory, Inc.
1413 Old Taneytown Road
Westminster, MD 21158

Date Received: 08/18/21 10:22
Date Sampled: 08/16/21 12:13
Date Issued: 08/25/21 11:34

Project: 146628, 146630, 146632, 146634
Site: Hand Sink, Mid 2, Mid 1, Pre
Project Number: Sadler 2400

SDG Number: 21081803

	Result	Unit	LLQ	MCL	Method	Prepared	Analyzed	Init.
Field Sample ID:	146632		Matrix: Drinking Water			Lab ID: 21081803-03		
Volatile Organic Compounds	Batch: 25500							
Benzene	ND	ug/L	0.5	5	EPA 524.2	08/18/21	08/18/21 17:49	GFH
Bromobenzene	ND	ug/L	0.5		EPA 524.2	08/18/21	08/18/21 17:49	GFH
Bromochloromethane	ND	ug/L	0.5		EPA 524.2	08/18/21	08/18/21 17:49	GFH
Bromodichloromethane	ND	ug/L	0.5		EPA 524.2	08/18/21	08/18/21 17:49	GFH
Bromoform	ND	ug/L	0.5		EPA 524.2	08/18/21	08/18/21 17:49	GFH
Bromomethane	ND	ug/L	0.5		EPA 524.2	08/18/21	08/18/21 17:49	GFH
n-Butylbenzene	ND	ug/L	0.5		EPA 524.2	08/18/21	08/18/21 17:49	GFH
sec-Butylbenzene	ND	ug/L	0.5		EPA 524.2	08/18/21	08/18/21 17:49	GFH
tert-Butylbenzene	ND	ug/L	0.5		EPA 524.2	08/18/21	08/18/21 17:49	GFH
Carbon tetrachloride	ND	ug/L	0.5	5	EPA 524.2	08/18/21	08/18/21 17:49	GFH
Chlorobenzene	ND	ug/L	0.5	100	EPA 524.2	08/18/21	08/18/21 17:49	GFH
Chloroethane	ND	ug/L	0.5		EPA 524.2	08/18/21	08/18/21 17:49	GFH
Chloroform	ND	ug/L	0.5		EPA 524.2	08/18/21	08/18/21 17:49	GFH
Chloromethane	ND	ug/L	0.5		EPA 524.2	08/18/21	08/18/21 17:49	GFH
2-Chlorotoluene	ND	ug/L	0.5		EPA 524.2	08/18/21	08/18/21 17:49	GFH
4-Chlorotoluene	ND	ug/L	0.5		EPA 524.2	08/18/21	08/18/21 17:49	GFH
Dibromochloromethane	ND	ug/L	0.5		EPA 524.2	08/18/21	08/18/21 17:49	GFH
1,2-Dibromo-3-chloropropane (DBCP)	ND	ug/L	0.5		EPA 524.2	08/18/21	08/18/21 17:49	GFH
1,2-Dibromoethane (EDB)	ND	ug/L	0.5		EPA 524.2	08/18/21	08/18/21 17:49	GFH
Dibromomethane	ND	ug/L	0.5		EPA 524.2	08/18/21	08/18/21 17:49	GFH
1,2-Dichlorobenzene	ND	ug/L	0.5	600	EPA 524.2	08/18/21	08/18/21 17:49	GFH
1,3-Dichlorobenzene	ND	ug/L	0.5		EPA 524.2	08/18/21	08/18/21 17:49	GFH
1,4-Dichlorobenzene	ND	ug/L	0.5	75	EPA 524.2	08/18/21	08/18/21 17:49	GFH
Dichlorodifluoromethane	ND	ug/L	0.5		EPA 524.2	08/18/21	08/18/21 17:49	GFH
1,1-Dichloroethane	ND	ug/L	0.5		EPA 524.2	08/18/21	08/18/21 17:49	GFH
1,2-Dichloroethane (EDC)	ND	ug/L	0.5	5	EPA 524.2	08/18/21	08/18/21 17:49	GFH
1,1-Dichloroethene	ND	ug/L	0.5	7	EPA 524.2	08/18/21	08/18/21 17:49	GFH
cis-1,2-Dichloroethene	ND	ug/L	0.5	70	EPA 524.2	08/18/21	08/18/21 17:49	GFH
trans-1,2-Dichloroethene	ND	ug/L	0.5	100	EPA 524.2	08/18/21	08/18/21 17:49	GFH
1,2-Dichloropropane	ND	ug/L	0.5	5	EPA 524.2	08/18/21	08/18/21 17:49	GFH
1,3-Dichloropropane	ND	ug/L	0.5		EPA 524.2	08/18/21	08/18/21 17:49	GFH
2,2-Dichloropropane	ND	ug/L	0.5		EPA 524.2	08/18/21	08/18/21 17:49	GFH
1,1-Dichloropropene	ND	ug/L	0.5		EPA 524.2	08/18/21	08/18/21 17:49	GFH
cis-1,3-Dichloropropene	ND	ug/L	0.5		EPA 524.2	08/18/21	08/18/21 17:49	GFH
trans-1,3-Dichloropropene	ND	ug/L	0.5		EPA 524.2	08/18/21	08/18/21 17:49	GFH
Ethylbenzene	ND	ug/L	0.5	700	EPA 524.2	08/18/21	08/18/21 17:49	GFH
Isopropylbenzene	ND	ug/L	0.5		EPA 524.2	08/18/21	08/18/21 17:49	GFH
p-Isopropyltoluene	ND	ug/L	0.5		EPA 524.2	08/18/21	08/18/21 17:49	GFH
Hexachlorobutadiene	ND	ug/L	0.5		EPA 524.2	08/18/21	08/18/21 17:49	GFH



CALIBER ANALYTICAL SERVICES

Certificate of Analysis

Fountain Valley Analytical Laboratory, Inc.
1413 Old Taneytown Road
Westminster, MD 21158

Date Received: 08/18/21 10:22
Date Sampled: 08/16/21 12:13
Date Issued: 08/25/21 11:34

Project: 146628, 146630, 146632, 146634
Site: Hand Sink, Mid 2, Mid 1, Pre
Project Number: Sadler 2400

SDG Number: 21081803

	Result	Unit	LLQ	MCL	Method	Prepared	Analyzed	Init.
Field Sample ID:	146632		Matrix: Drinking Water			Lab ID: 21081803-03		
Batch:	25500							
Volatile Organic Compounds								
Methylene chloride	ND	ug/L	0.5	5	EPA 524.2	08/18/21	08/18/21 17:49	GFH
Methyl t-butyl ether (MTBE)	ND	ug/L	0.5	* 20	EPA 524.2	08/18/21	08/18/21 17:49	GFH
Naphthalene	ND	ug/L	0.5		EPA 524.2	08/18/21	08/18/21 17:49	GFH
n-Propylbenzene	ND	ug/L	0.5		EPA 524.2	08/18/21	08/18/21 17:49	GFH
Styrene	ND	ug/L	0.5	100	EPA 524.2	08/18/21	08/18/21 17:49	GFH
1,1,1,2-Tetrachloroethane	ND	ug/L	0.5		EPA 524.2	08/18/21	08/18/21 17:49	GFH
1,1,2,2-Tetrachloroethane	ND	ug/L	0.5		EPA 524.2	08/18/21	08/18/21 17:49	GFH
Tetrachloroethene	ND	ug/L	0.5	5	EPA 524.2	08/18/21	08/18/21 17:49	GFH
Toluene	ND	ug/L	0.5	1000	EPA 524.2	08/18/21	08/18/21 17:49	GFH
1,2,3-Trichlorobenzene	ND	ug/L	0.5		EPA 524.2	08/18/21	08/18/21 17:49	GFH
1,2,4-Trichlorobenzene	ND	ug/L	0.5	70	EPA 524.2	08/18/21	08/18/21 17:49	GFH
1,1,1-Trichloroethane	ND	ug/L	0.5	200	EPA 524.2	08/18/21	08/18/21 17:49	GFH
1,1,2-Trichloroethane	ND	ug/L	0.5	5	EPA 524.2	08/18/21	08/18/21 17:49	GFH
Trichloroethene	ND	ug/L	0.5	5	EPA 524.2	08/18/21	08/18/21 17:49	GFH
Trichlorofluoromethane	ND	ug/L	0.5		EPA 524.2	08/18/21	08/18/21 17:49	GFH
1,2,3-Trichloropropane	ND	ug/L	0.5		EPA 524.2	08/18/21	08/18/21 17:49	GFH
1,2,4-Trimethylbenzene	ND	ug/L	0.5		EPA 524.2	08/18/21	08/18/21 17:49	GFH
1,3,5-Trimethylbenzene	ND	ug/L	0.5		EPA 524.2	08/18/21	08/18/21 17:49	GFH
Vinyl chloride	ND	ug/L	0.5	2	EPA 524.2	08/18/21	08/18/21 17:49	GFH
m&p-Xylene	ND	ug/L	1	7500	EPA 524.2	08/18/21	08/18/21 17:49	GFH
o-Xylene	ND	ug/L	0.5	2500	EPA 524.2	08/18/21	08/18/21 17:49	GFH
tert-Butanol (TBA)	ND	ug/L	5		EPA 524.2	08/18/21	08/18/21 17:49	GFH
Ethyl t-butyl ether (ETBE)	ND	ug/L	0.5		EPA 524.2	08/18/21	08/18/21 17:49	GFH
Diisopropyl ether (DIPE)	ND	ug/L	0.5		EPA 524.2	08/18/21	08/18/21 17:49	GFH
tert-Amyl methyl ether (TAME)	ND	ug/L	0.5		EPA 524.2	08/18/21	08/18/21 17:49	GFH
tert-Amyl alcohol (TAA)	ND	ug/L	5		EPA 524.2	08/18/21	08/18/21 17:49	GFH
tert-Amyl ethyl ether (TAEE)	ND	ug/L	0.5		EPA 524.2	08/18/21	08/18/21 17:49	GFH

Sampler Name: Jay Yeager

Sampler ID: 0819JY

Expiration: 11/5/2022

Approved by:

QC Chemist

Notes/Qualifiers:

LLQ- Lowest Level of Quantitation

MCL - Maximum Contaminant Level. The highest level of a contaminant that is allowed in drinking water. MCLs are associated with regulated compounds. They are enforceable standards.

ND - Not Detected at a concentration greater than or equal to the LLQ.

The above analyses performed by Maryland State Certified Water Quality Laboratory #320.

* - Methyl t-butyl ether (MTBE) MCL based on MDE guidance document. It is not federally promulgated or enforceable.



CALIBER ANALYTICAL SERVICES

Certificate of Analysis

Fountain Valley Analytical Laboratory, Inc.
1413 Old Taneytown Road
Westminster, MD 21158

Date Received: 08/18/21 10:22
Date Sampled: 08/16/21 12:29
Date Issued: 08/25/21 11:34

Project: 146628, 146630, 146632, 146634
Site: Hand Sink, Mid 2, Mid 1, Pre
Project Number: Sadler 2400

SDG Number: 21081803

	Result	Unit	LLQ	MCL	Method	Prepared	Analyzed	Init.
Field Sample ID:	146634		Matrix: Drinking Water			Lab ID: 21081803-04		
Volatile Organic Compounds	Batch: 25500							
Benzene	ND	ug/L	0.5	5	EPA 524.2	08/18/21	08/18/21 18:20	GFH
Bromobenzene	ND	ug/L	0.5		EPA 524.2	08/18/21	08/18/21 18:20	GFH
Bromochloromethane	ND	ug/L	0.5		EPA 524.2	08/18/21	08/18/21 18:20	GFH
Bromodichloromethane	ND	ug/L	0.5		EPA 524.2	08/18/21	08/18/21 18:20	GFH
Bromoform	ND	ug/L	0.5		EPA 524.2	08/18/21	08/18/21 18:20	GFH
Bromomethane	ND	ug/L	0.5		EPA 524.2	08/18/21	08/18/21 18:20	GFH
n-Butylbenzene	ND	ug/L	0.5		EPA 524.2	08/18/21	08/18/21 18:20	GFH
sec-Butylbenzene	ND	ug/L	0.5		EPA 524.2	08/18/21	08/18/21 18:20	GFH
tert-Butylbenzene	ND	ug/L	0.5		EPA 524.2	08/18/21	08/18/21 18:20	GFH
Carbon tetrachloride	ND	ug/L	0.5	5	EPA 524.2	08/18/21	08/18/21 18:20	GFH
Chlorobenzene	ND	ug/L	0.5	100	EPA 524.2	08/18/21	08/18/21 18:20	GFH
Chloroethane	ND	ug/L	0.5		EPA 524.2	08/18/21	08/18/21 18:20	GFH
Chloroform	ND	ug/L	0.5		EPA 524.2	08/18/21	08/18/21 18:20	GFH
Chloromethane	ND	ug/L	0.5		EPA 524.2	08/18/21	08/18/21 18:20	GFH
2-Chlorotoluene	ND	ug/L	0.5		EPA 524.2	08/18/21	08/18/21 18:20	GFH
4-Chlorotoluene	ND	ug/L	0.5		EPA 524.2	08/18/21	08/18/21 18:20	GFH
Dibromochloromethane	ND	ug/L	0.5		EPA 524.2	08/18/21	08/18/21 18:20	GFH
1,2-Dibromo-3-chloropropane (DBCP)	ND	ug/L	0.5		EPA 524.2	08/18/21	08/18/21 18:20	GFH
1,2-Dibromoethane (EDB)	ND	ug/L	0.5		EPA 524.2	08/18/21	08/18/21 18:20	GFH
Dibromomethane	ND	ug/L	0.5		EPA 524.2	08/18/21	08/18/21 18:20	GFH
1,2-Dichlorobenzene	ND	ug/L	0.5	600	EPA 524.2	08/18/21	08/18/21 18:20	GFH
1,3-Dichlorobenzene	ND	ug/L	0.5		EPA 524.2	08/18/21	08/18/21 18:20	GFH
1,4-Dichlorobenzene	ND	ug/L	0.5	75	EPA 524.2	08/18/21	08/18/21 18:20	GFH
Dichlorodifluoromethane	ND	ug/L	0.5		EPA 524.2	08/18/21	08/18/21 18:20	GFH
1,1-Dichloroethane	ND	ug/L	0.5		EPA 524.2	08/18/21	08/18/21 18:20	GFH
1,2-Dichloroethane (EDC)	ND	ug/L	0.5	5	EPA 524.2	08/18/21	08/18/21 18:20	GFH
1,1-Dichloroethene	ND	ug/L	0.5	7	EPA 524.2	08/18/21	08/18/21 18:20	GFH
cis-1,2-Dichloroethene	ND	ug/L	0.5	70	EPA 524.2	08/18/21	08/18/21 18:20	GFH
trans-1,2-Dichloroethene	ND	ug/L	0.5	100	EPA 524.2	08/18/21	08/18/21 18:20	GFH
1,2-Dichloropropane	ND	ug/L	0.5	5	EPA 524.2	08/18/21	08/18/21 18:20	GFH
1,3-Dichloropropane	ND	ug/L	0.5		EPA 524.2	08/18/21	08/18/21 18:20	GFH
2,2-Dichloropropane	ND	ug/L	0.5		EPA 524.2	08/18/21	08/18/21 18:20	GFH
1,1-Dichloropropene	ND	ug/L	0.5		EPA 524.2	08/18/21	08/18/21 18:20	GFH
cis-1,3-Dichloropropene	ND	ug/L	0.5		EPA 524.2	08/18/21	08/18/21 18:20	GFH
trans-1,3-Dichloropropene	ND	ug/L	0.5		EPA 524.2	08/18/21	08/18/21 18:20	GFH
Ethylbenzene	ND	ug/L	0.5	700	EPA 524.2	08/18/21	08/18/21 18:20	GFH
Isopropylbenzene	ND	ug/L	0.5		EPA 524.2	08/18/21	08/18/21 18:20	GFH
p-Isopropyltoluene	ND	ug/L	0.5		EPA 524.2	08/18/21	08/18/21 18:20	GFH
Hexachlorobutadiene	ND	ug/L	0.5		EPA 524.2	08/18/21	08/18/21 18:20	GFH



CALIBER ANALYTICAL SERVICES

Certificate of Analysis

Fountain Valley Analytical Laboratory, Inc.
1413 Old Taneytown Road
Westminster, MD 21158

Date Received: 08/18/21 10:22
Date Sampled: 08/16/21 12:29
Date Issued: 08/25/21 11:34

Project: 146628, 146630, 146632, 146634
Site: Hand Sink, Mid 2, Mid 1, Pre
Project Number: Sadler 2400

SDG Number: 21081803

	Result	Unit	LLQ	MCL	Method	Prepared	Analyzed	Init.
Field Sample ID:	146634		Matrix: Drinking Water			Lab ID: 21081803-04		
Batch:	25500							
Volatile Organic Compounds								
Methylene chloride	ND	ug/L	0.5	5	EPA 524.2	08/18/21	08/18/21 18:20	GFH
Methyl t-butyl ether (MTBE)	ND	ug/L	0.5	* 20	EPA 524.2	08/18/21	08/18/21 18:20	GFH
Naphthalene	ND	ug/L	0.5		EPA 524.2	08/18/21	08/18/21 18:20	GFH
n-Propylbenzene	ND	ug/L	0.5		EPA 524.2	08/18/21	08/18/21 18:20	GFH
Styrene	ND	ug/L	0.5	100	EPA 524.2	08/18/21	08/18/21 18:20	GFH
1,1,1,2-Tetrachloroethane	ND	ug/L	0.5		EPA 524.2	08/18/21	08/18/21 18:20	GFH
1,1,2,2-Tetrachloroethane	ND	ug/L	0.5		EPA 524.2	08/18/21	08/18/21 18:20	GFH
Tetrachloroethene	ND	ug/L	0.5	5	EPA 524.2	08/18/21	08/18/21 18:20	GFH
Toluene	ND	ug/L	0.5	1000	EPA 524.2	08/18/21	08/18/21 18:20	GFH
1,2,3-Trichlorobenzene	ND	ug/L	0.5		EPA 524.2	08/18/21	08/18/21 18:20	GFH
1,2,4-Trichlorobenzene	ND	ug/L	0.5	70	EPA 524.2	08/18/21	08/18/21 18:20	GFH
1,1,1-Trichloroethane	ND	ug/L	0.5	200	EPA 524.2	08/18/21	08/18/21 18:20	GFH
1,1,2-Trichloroethane	ND	ug/L	0.5	5	EPA 524.2	08/18/21	08/18/21 18:20	GFH
Trichloroethene	ND	ug/L	0.5	5	EPA 524.2	08/18/21	08/18/21 18:20	GFH
Trichlorofluoromethane	ND	ug/L	0.5		EPA 524.2	08/18/21	08/18/21 18:20	GFH
1,2,3-Trichloropropane	ND	ug/L	0.5		EPA 524.2	08/18/21	08/18/21 18:20	GFH
1,2,4-Trimethylbenzene	ND	ug/L	0.5		EPA 524.2	08/18/21	08/18/21 18:20	GFH
1,3,5-Trimethylbenzene	ND	ug/L	0.5		EPA 524.2	08/18/21	08/18/21 18:20	GFH
Vinyl chloride	ND	ug/L	0.5	2	EPA 524.2	08/18/21	08/18/21 18:20	GFH
m&p-Xylene	ND	ug/L	1	7500	EPA 524.2	08/18/21	08/18/21 18:20	GFH
o-Xylene	ND	ug/L	0.5	2500	EPA 524.2	08/18/21	08/18/21 18:20	GFH
tert-Butanol (TBA)	ND	ug/L	5		EPA 524.2	08/18/21	08/18/21 18:20	GFH
Ethyl t-butyl ether (ETBE)	ND	ug/L	0.5		EPA 524.2	08/18/21	08/18/21 18:20	GFH
Diisopropyl ether (DIPE)	ND	ug/L	0.5		EPA 524.2	08/18/21	08/18/21 18:20	GFH
tert-Amyl methyl ether (TAME)	ND	ug/L	0.5		EPA 524.2	08/18/21	08/18/21 18:20	GFH
tert-Amyl alcohol (TAA)	ND	ug/L	5		EPA 524.2	08/18/21	08/18/21 18:20	GFH
tert-Amyl ethyl ether (TAEE)	ND	ug/L	0.5		EPA 524.2	08/18/21	08/18/21 18:20	GFH

Sampler Name: Jay Yeager

Sampler ID: 0819JY

Expiration: 11/5/2022

Approved by:

QC Chemist

Notes/Qualifiers:

LLQ- Lowest Level of Quantitation

MCL - Maximum Contaminant Level. The highest level of a contaminant that is allowed in drinking water. MCLs are associated with regulated compounds. They are enforceable standards.

ND - Not Detected at a concentration greater than or equal to the LLQ.

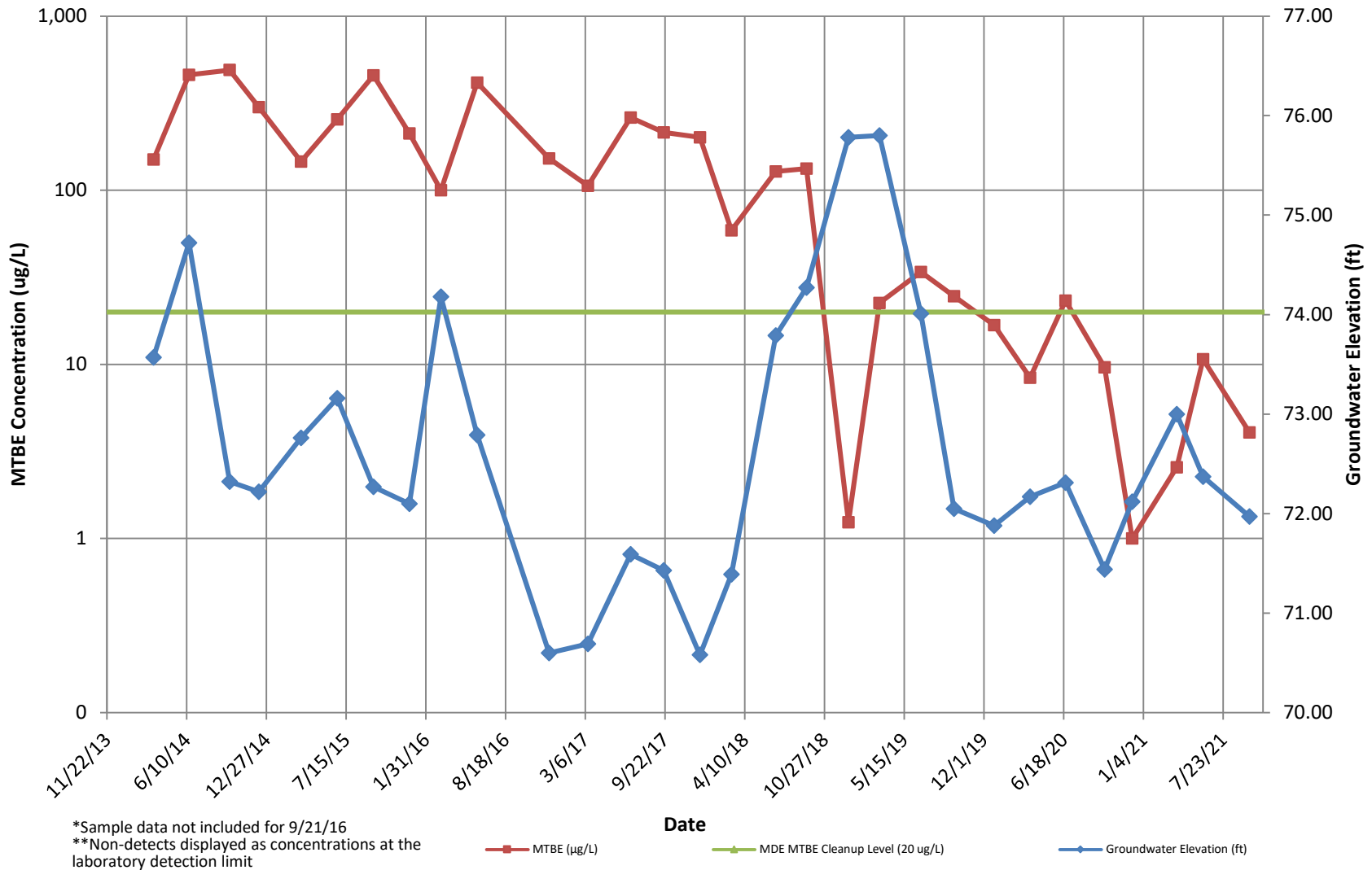
The above analyses performed by Maryland State Certified Water Quality Laboratory #320.

* - Methyl t-butyl ether (MTBE) MCL based on MDE guidance document. It is not federally promulgated or enforceable.

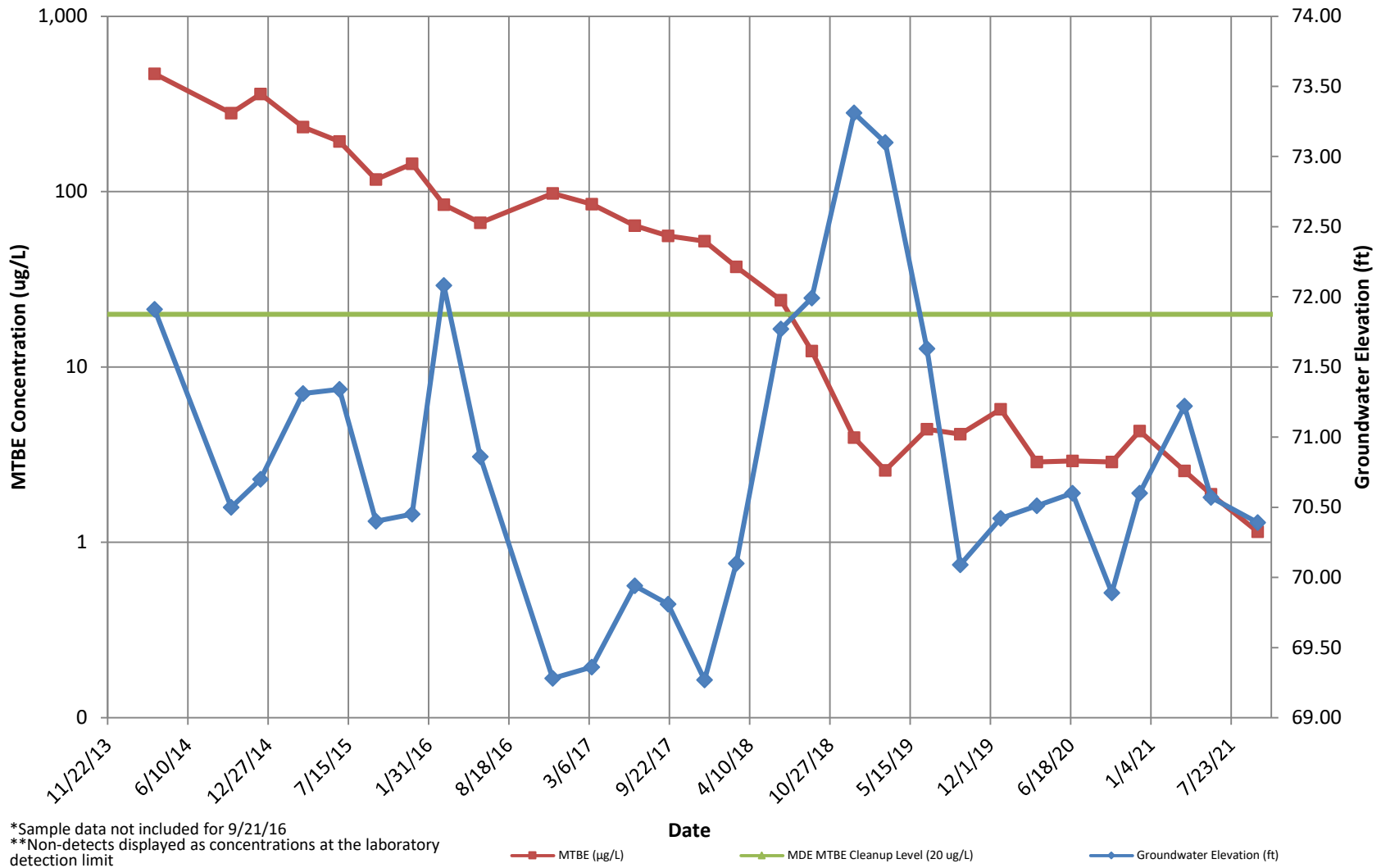
ATTACHMENT B

MTBE Concentrations vs. Depth to Water: Since 2014

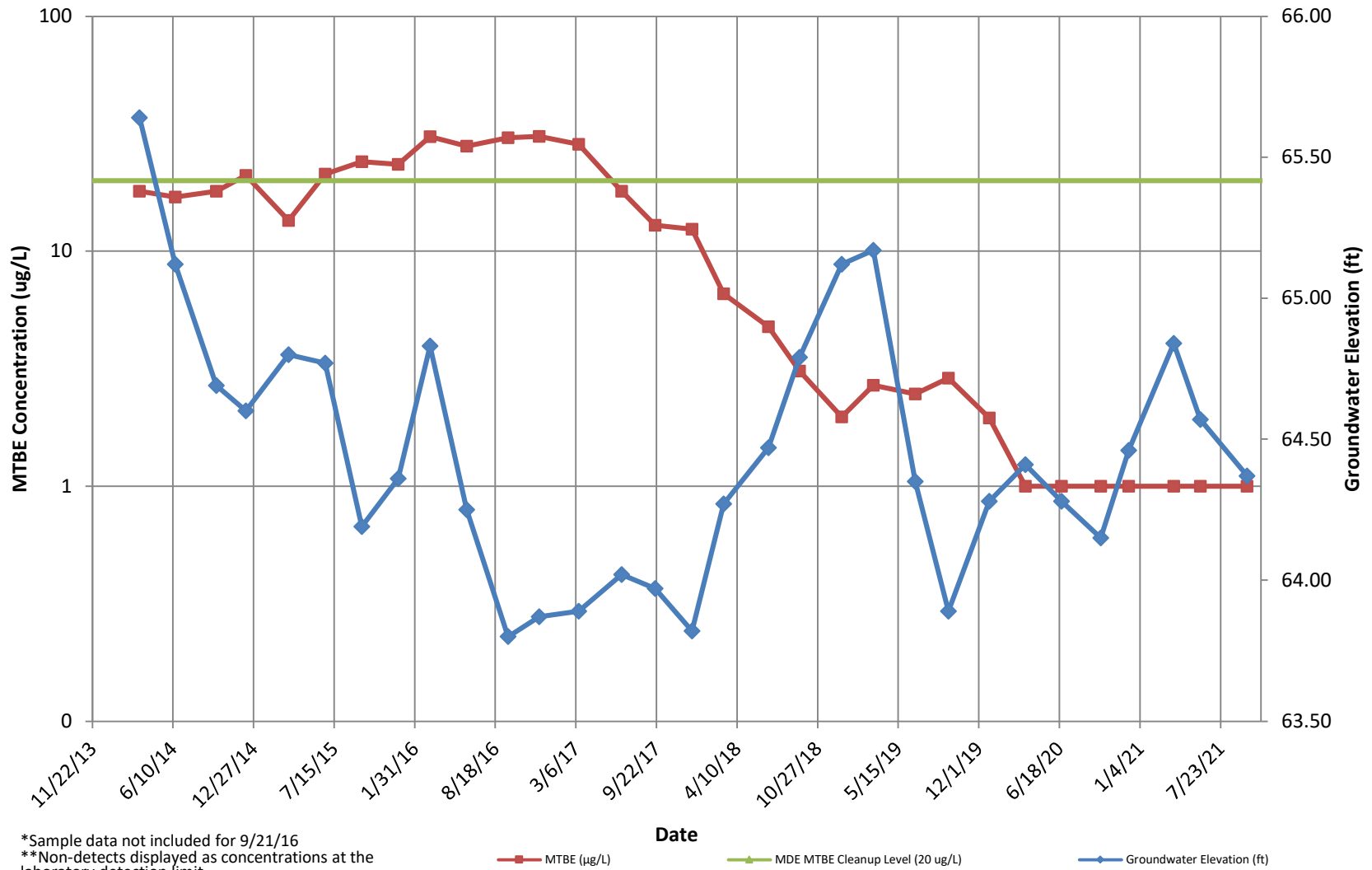
MW-4A MTBE Concentrations vs. Groundwater Elevations: Since March 2014



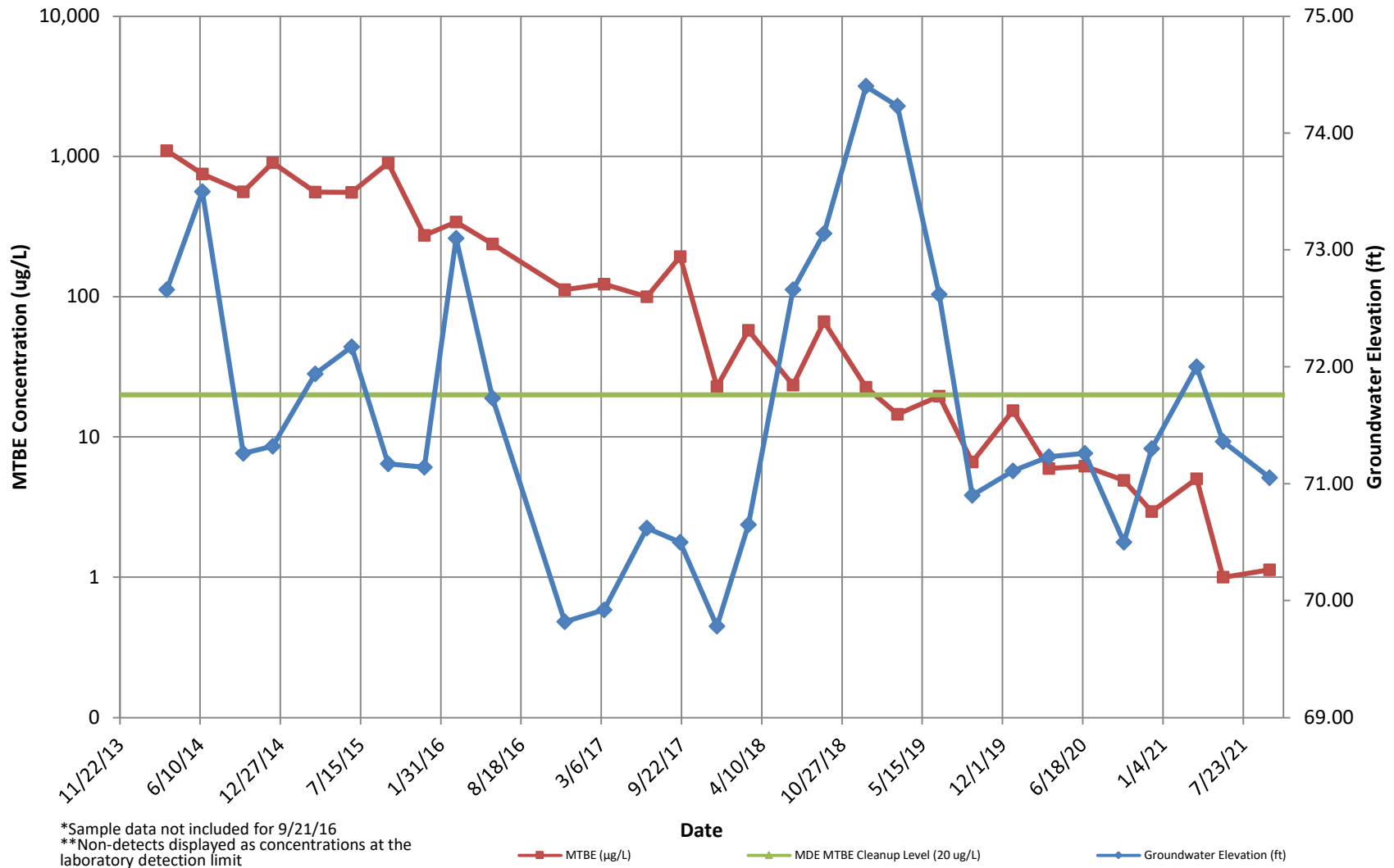
MW-6 MTBE Concentrations vs. Groundwater Elevations: Since March 2014



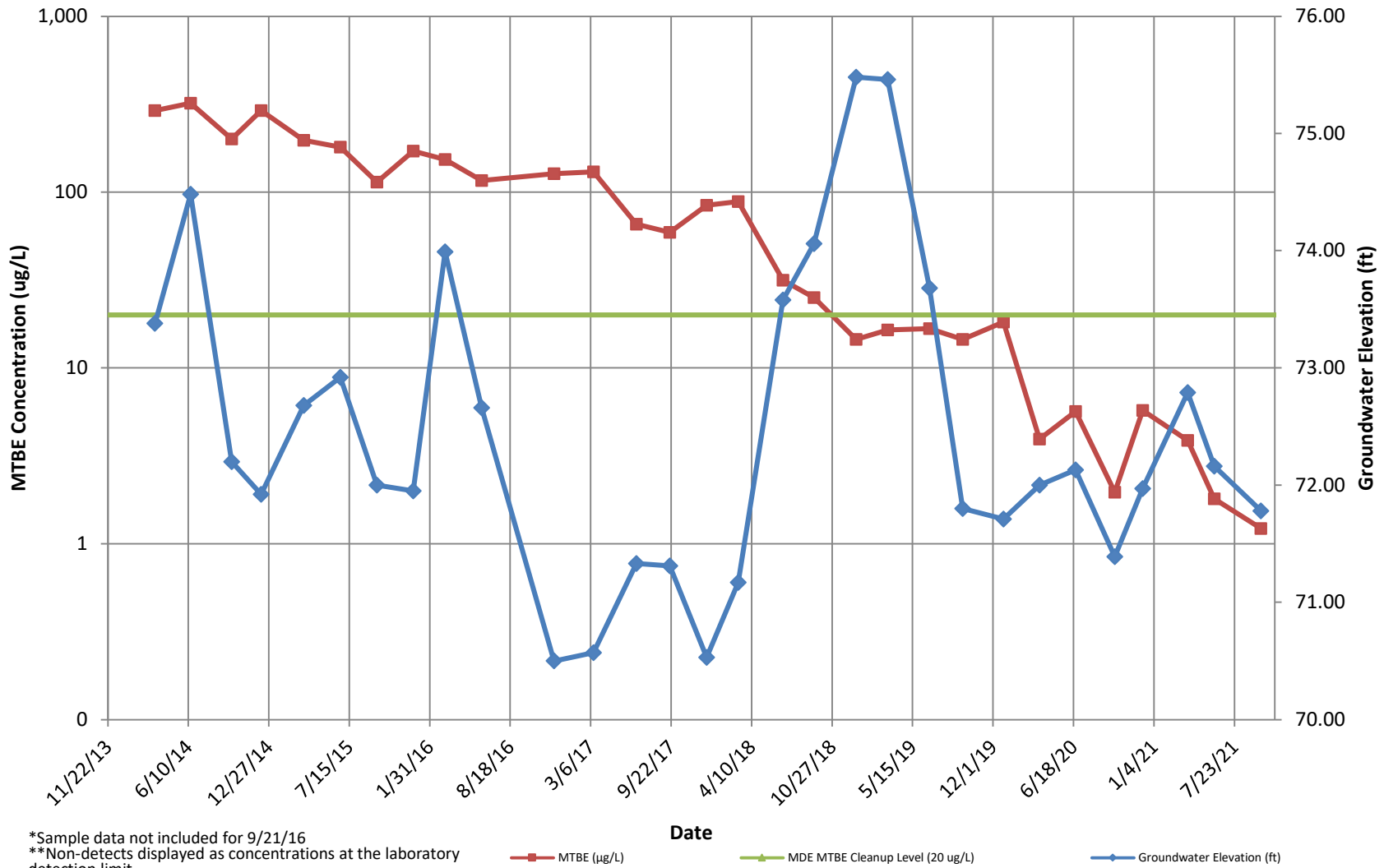
MW-8A MTBE Concentrations vs. Groundwater Elevations: Since March 2014



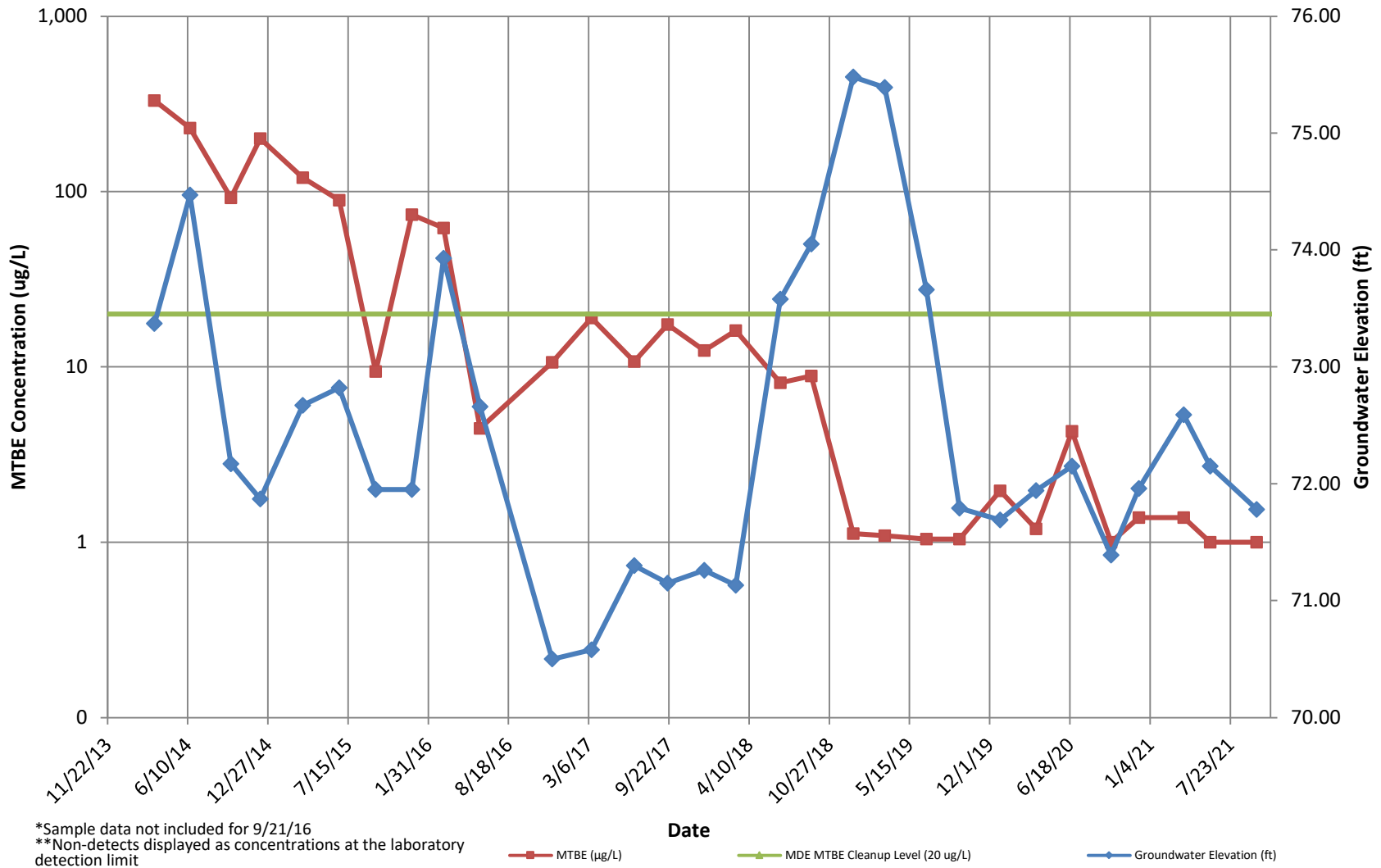
MW-9 MTBE Concentrations vs. Groundwater Elevations: Since March 2014



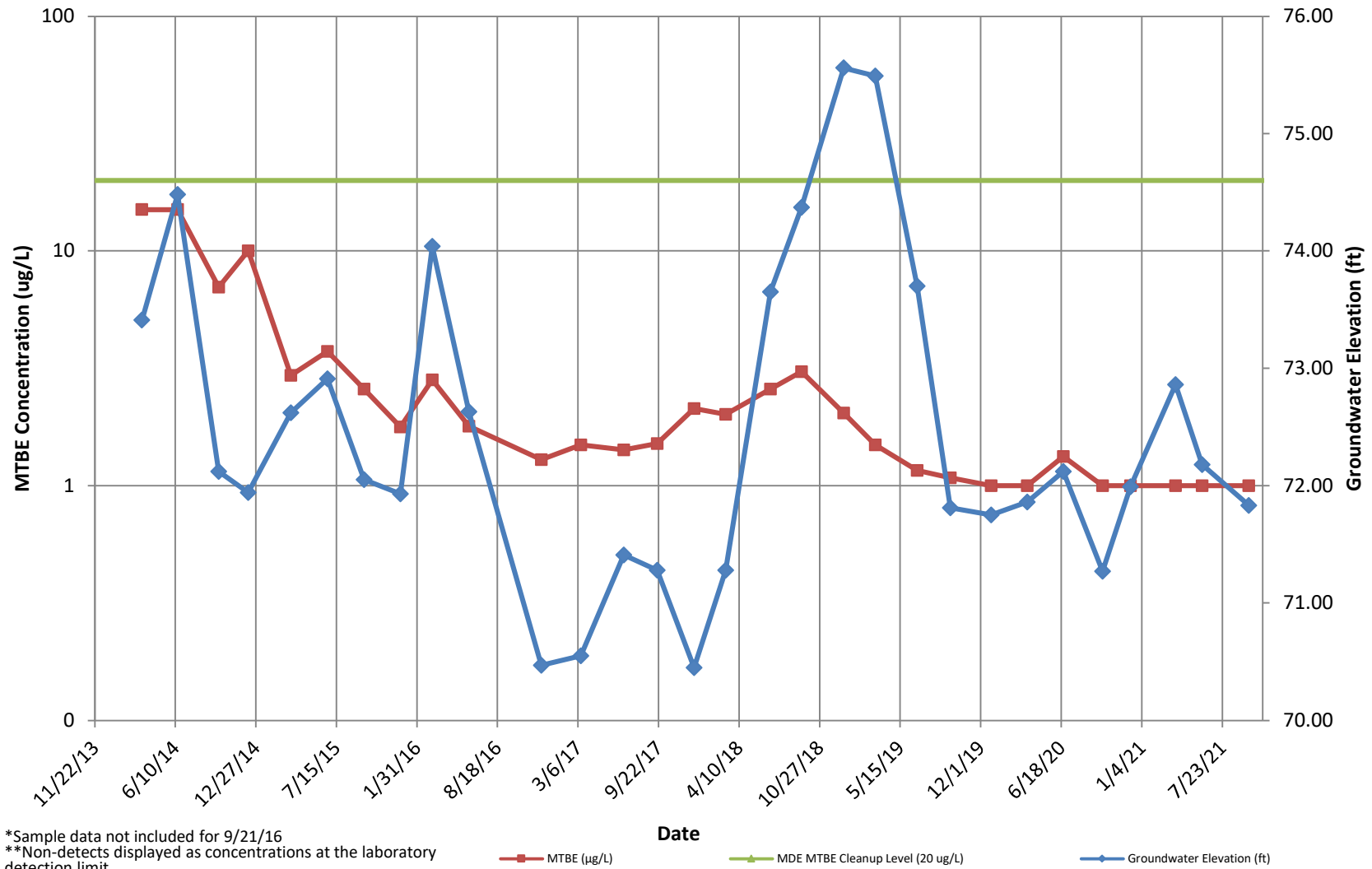
MW-10 MTBE Concentrations vs. Groundwater Elevations: Since March 2014



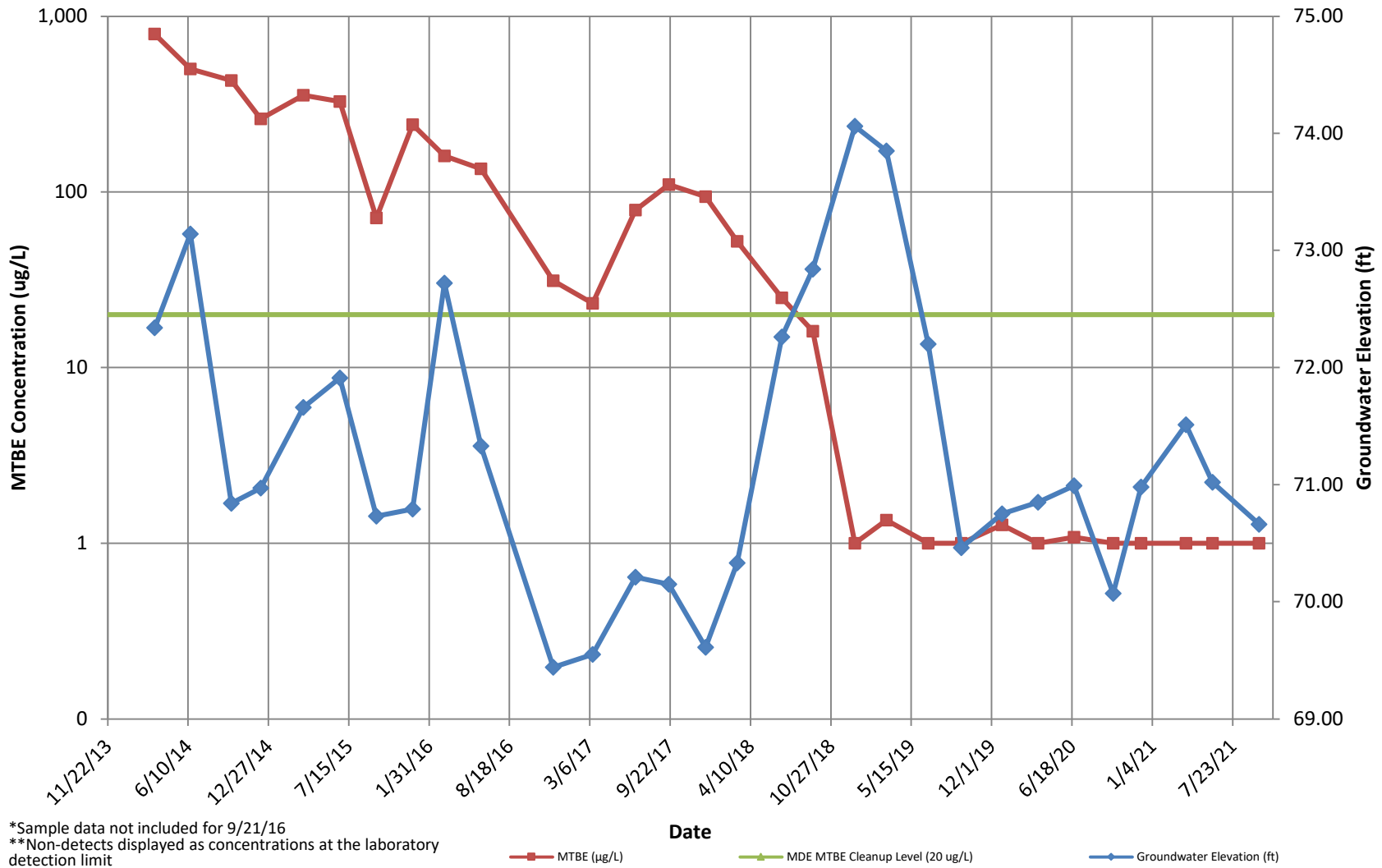
MW-11 MTBE Concentrations vs. Groundwater Elevations: Since March 2014



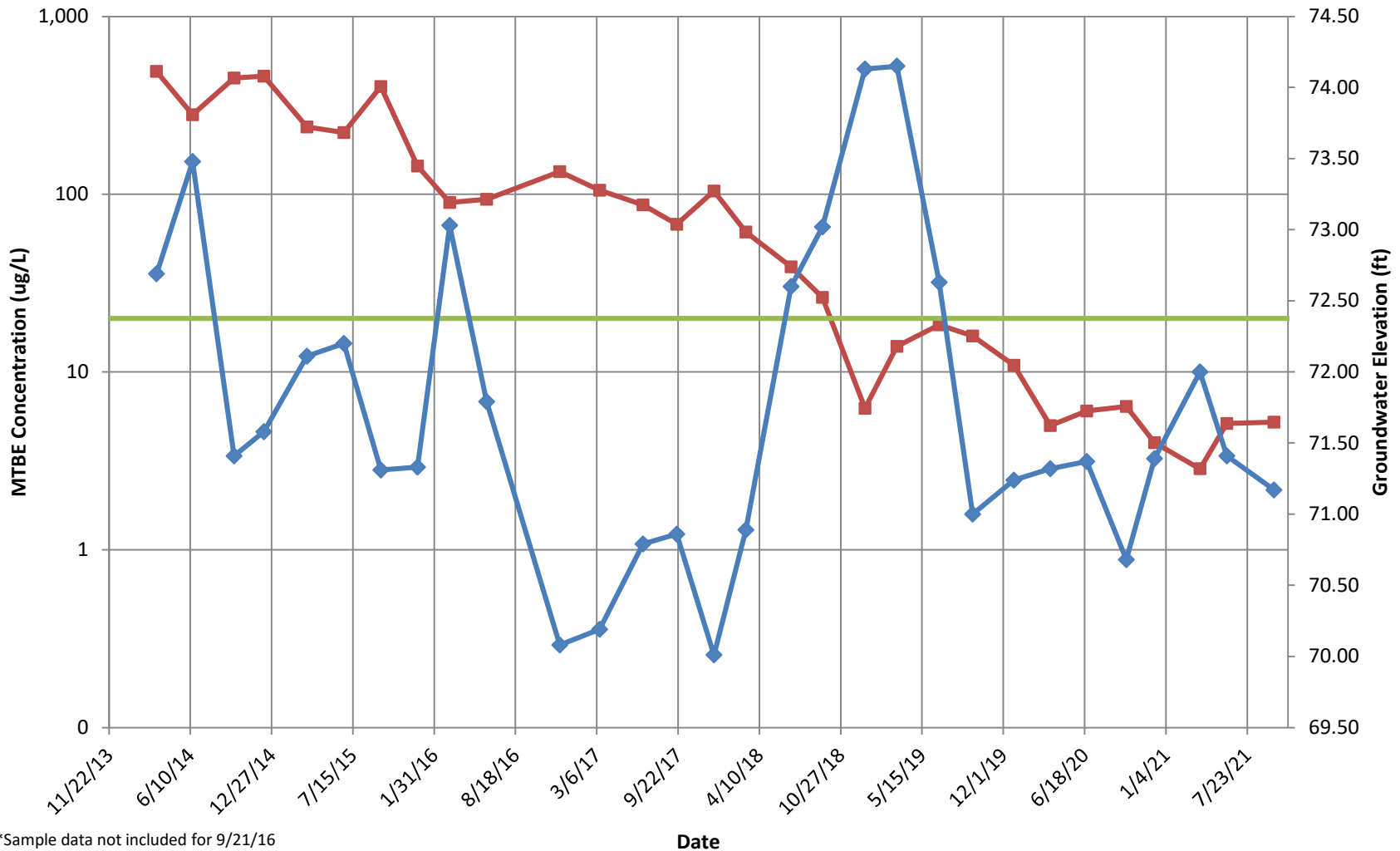
MW-12 MTBE Concentrations vs. Groundwater Elevations: Since March 2014



MW-13 MTBE Concentrations vs. Groundwater Elevations: Since March 2014



HW-3 MTBE Concentrations vs. Groundwater Elevations: Since March 2014



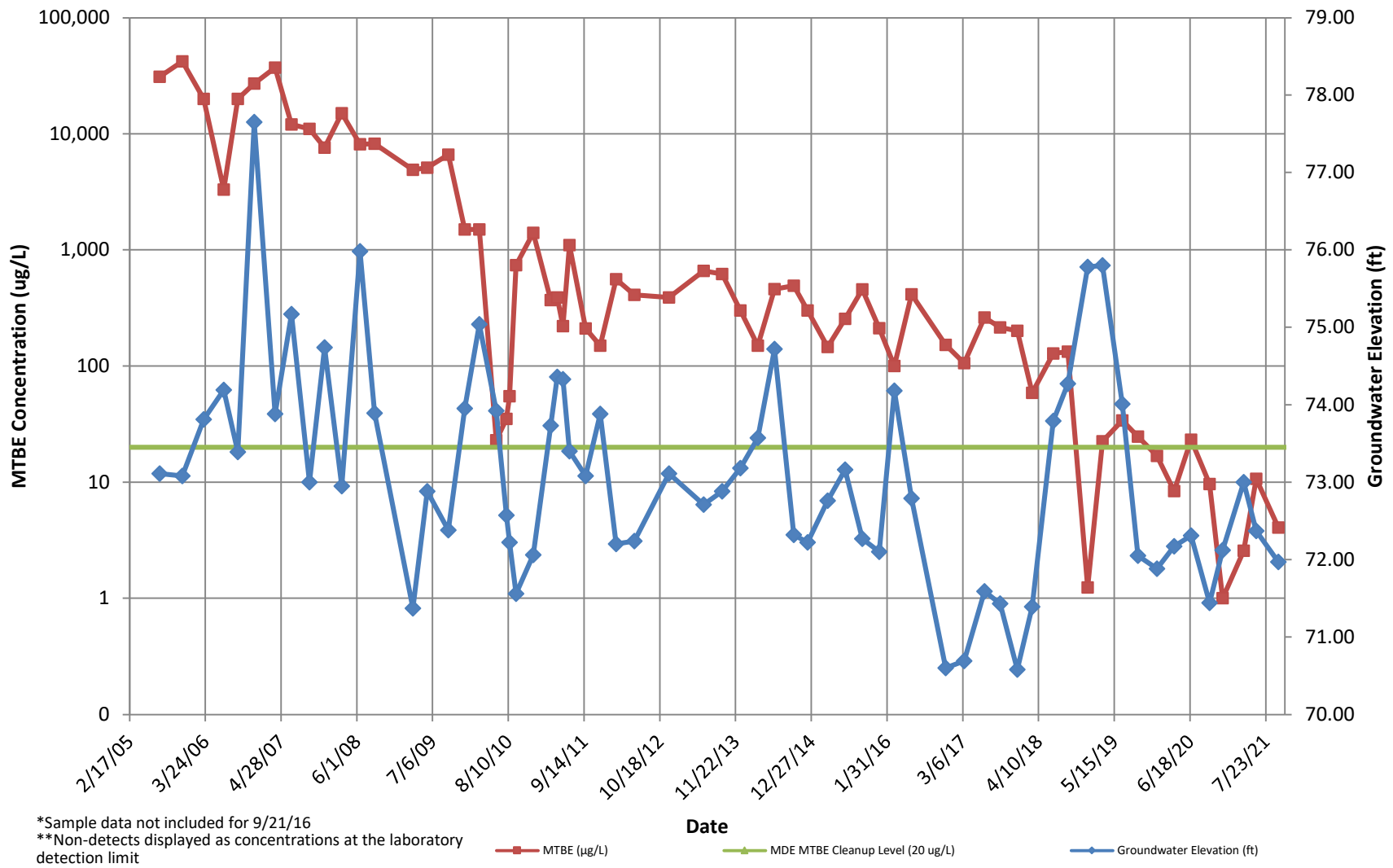
*Sample data not included for 9/21/16
 **Non-detects displayed as concentrations at the laboratory detection limit

■ MTBE (ug/L)
 — MDE MTBE Cleanup Level (20 ug/L)
 ◆ Groundwater Elevation (ft)

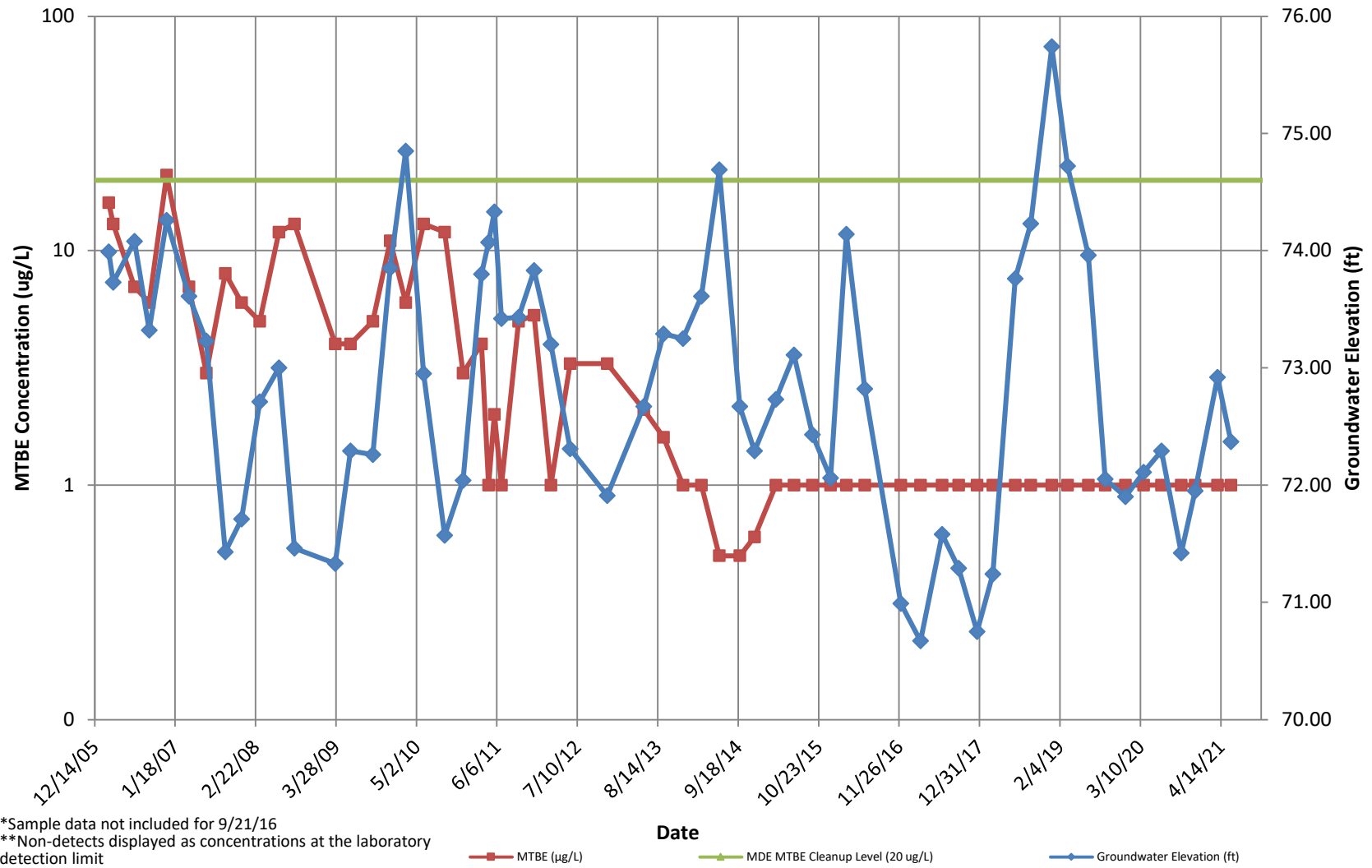
ATTACHMENT C

MTBE Concentrations vs. Depth to Water

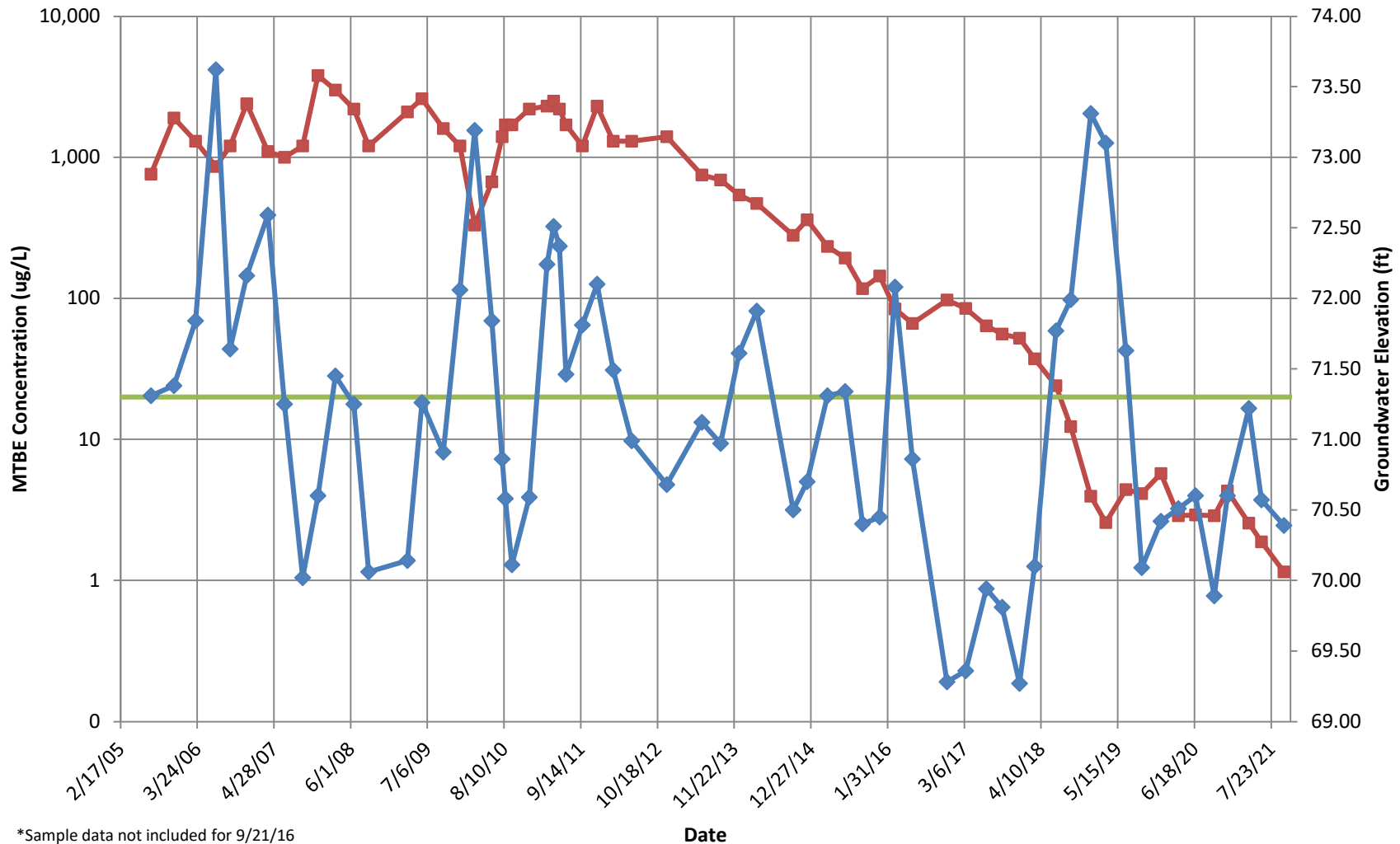
MW-4A MTBE Concentrations vs. Groundwater Elevations: All Data



MW-4B MTBE Concentrations vs. Groundwater Elevations: All Data



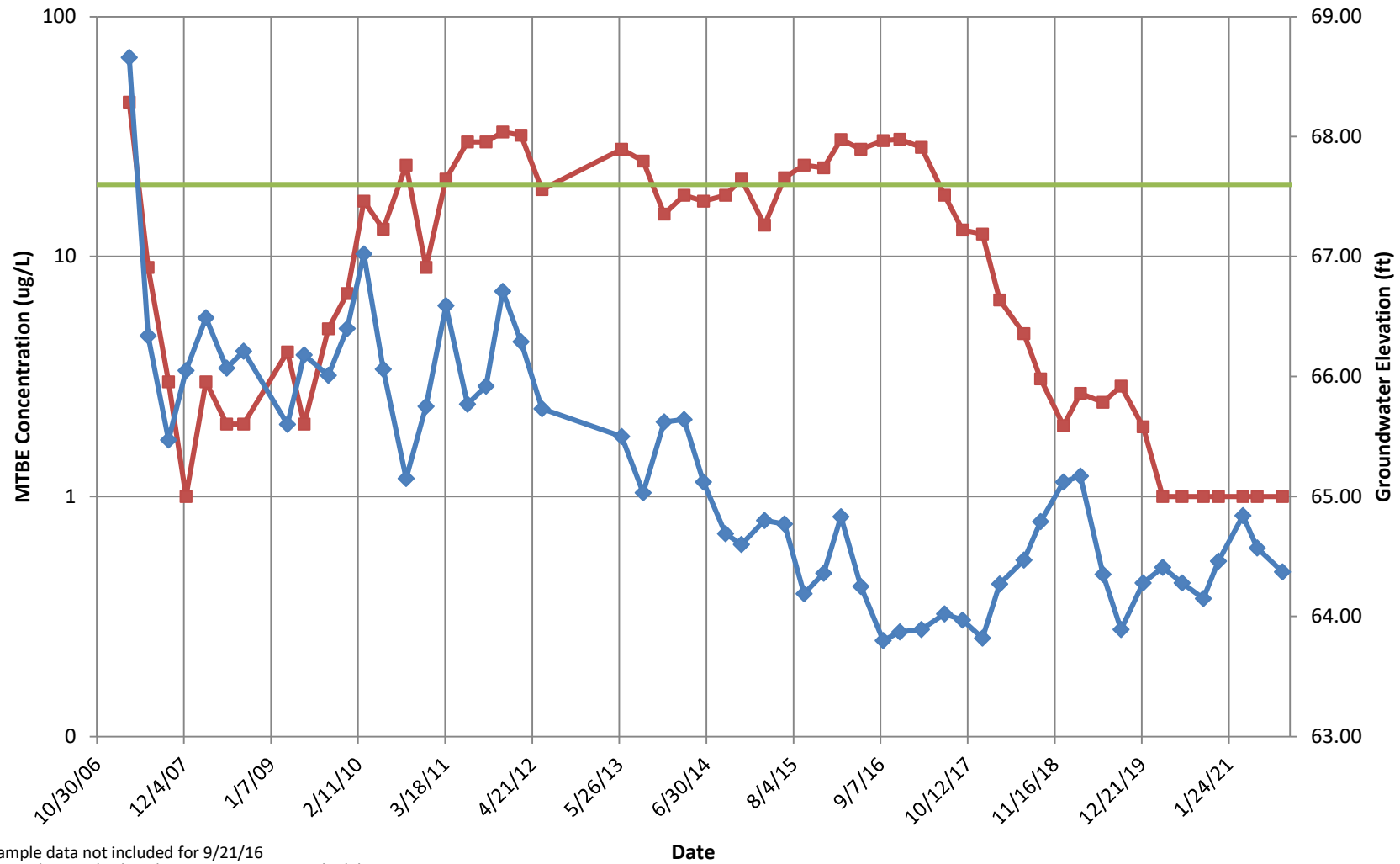
MW-6 MTBE Concentrations vs. Groundwater Elevations: All Data



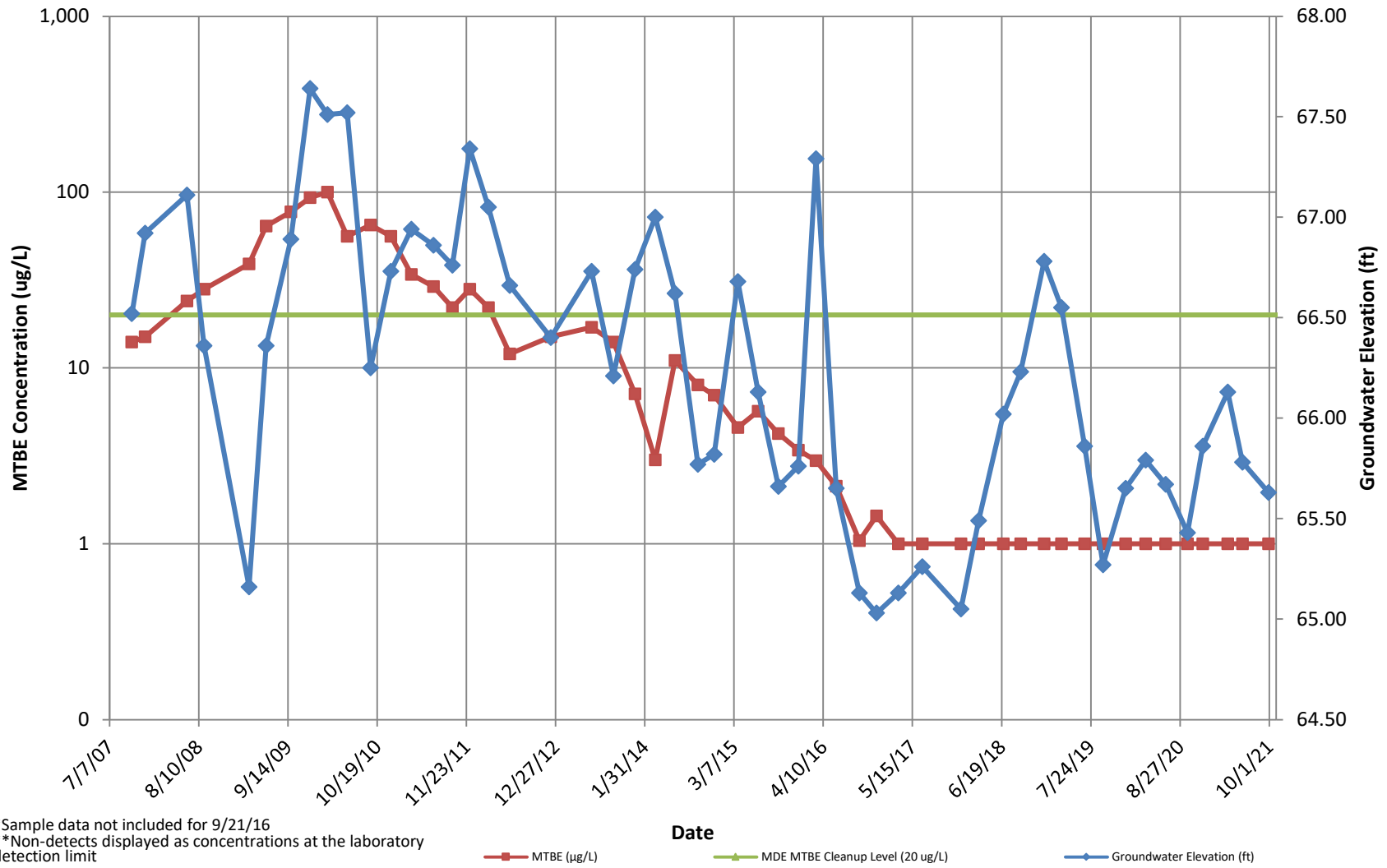
*Sample data not included for 9/21/16
 **Non-detects displayed as concentrations at the laboratory detection limit

—■— MTBE (ug/L)
 —◆— MDE MTBE Cleanup Level (20 ug/L)
 —◇— Groundwater Elevation (ft)

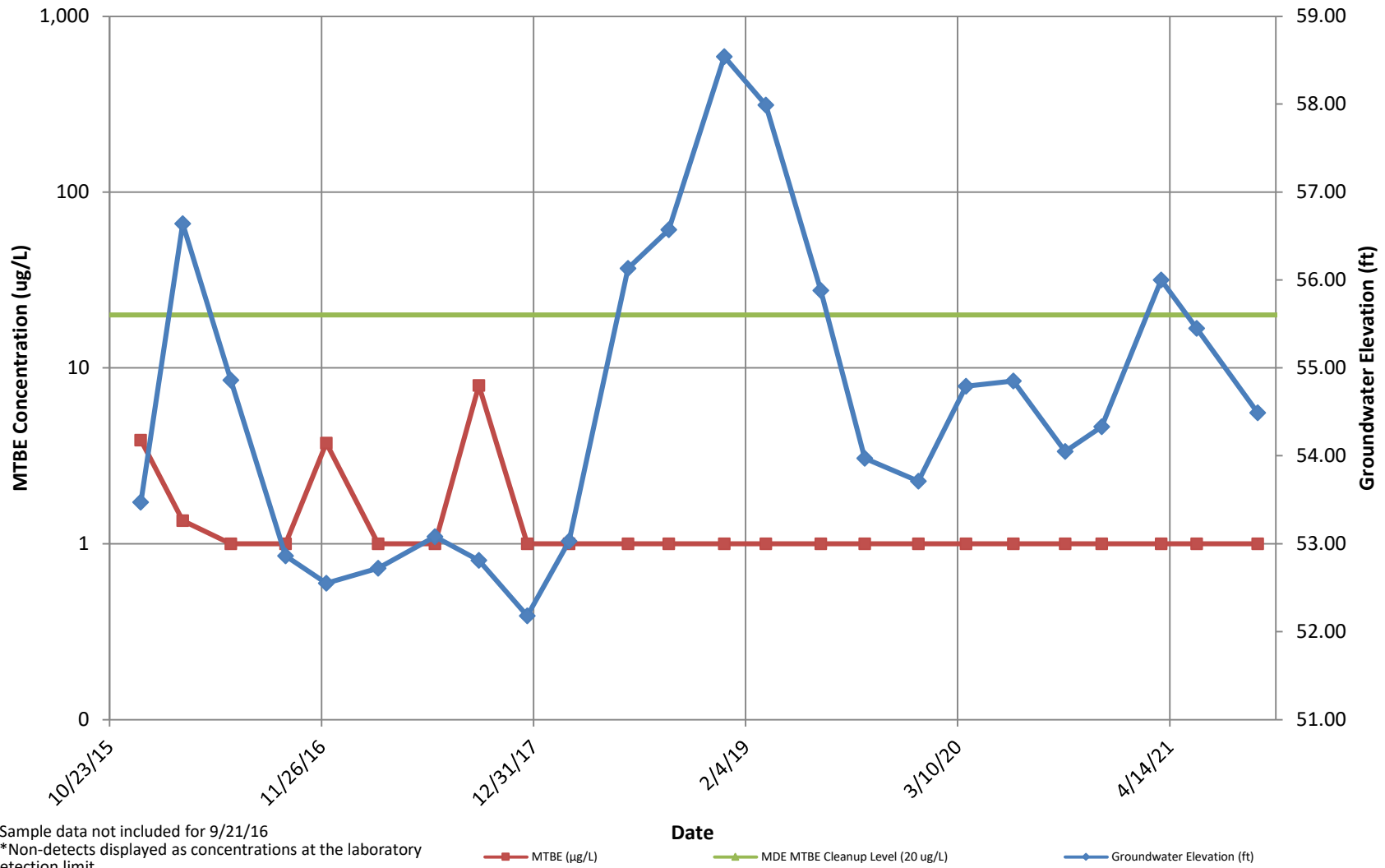
MW-8A MTBE Concentrations vs. Groundwater Elevations: All Data



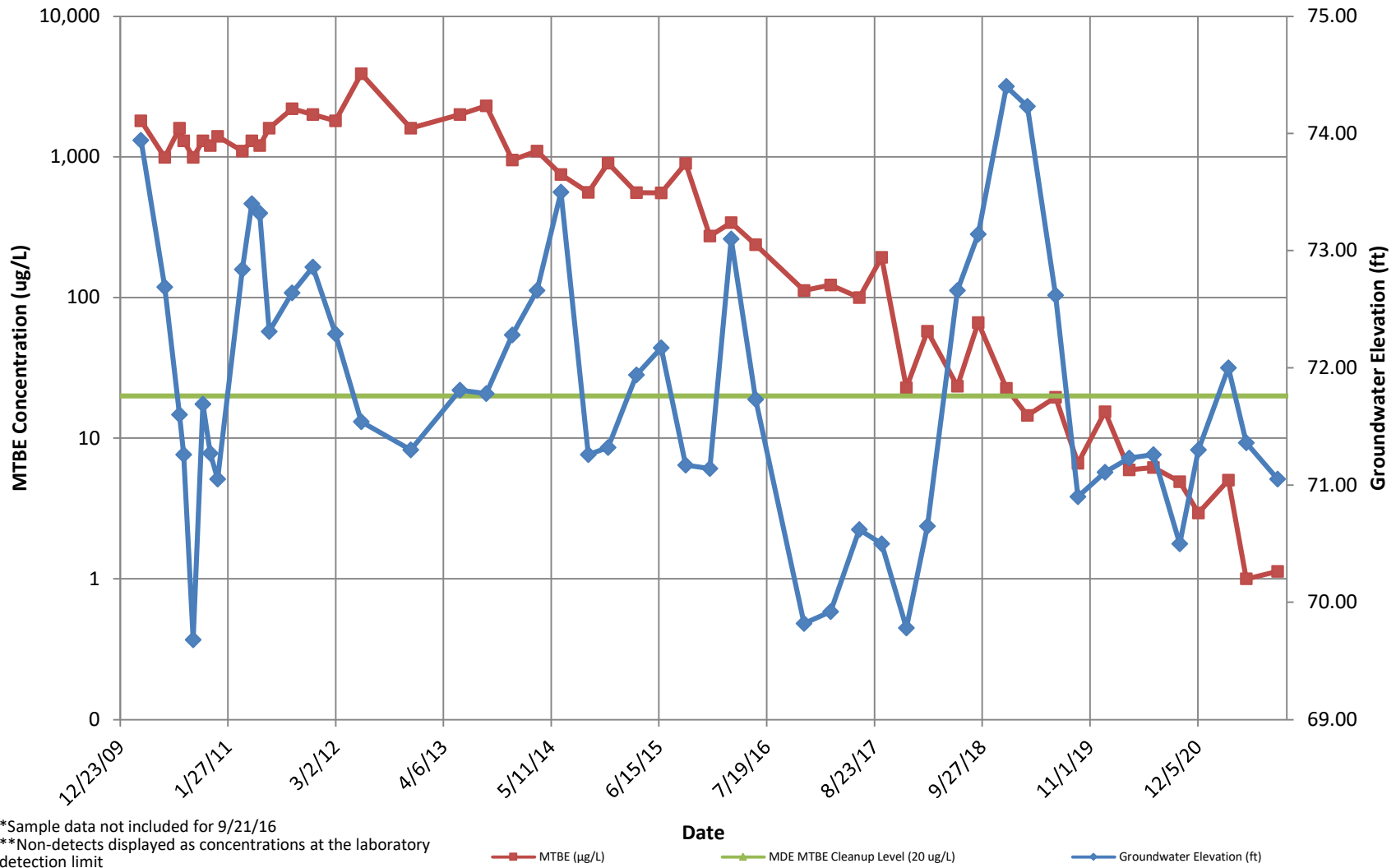
MW-8B MTBE Concentrations vs. Groundwater Elevations: All Data



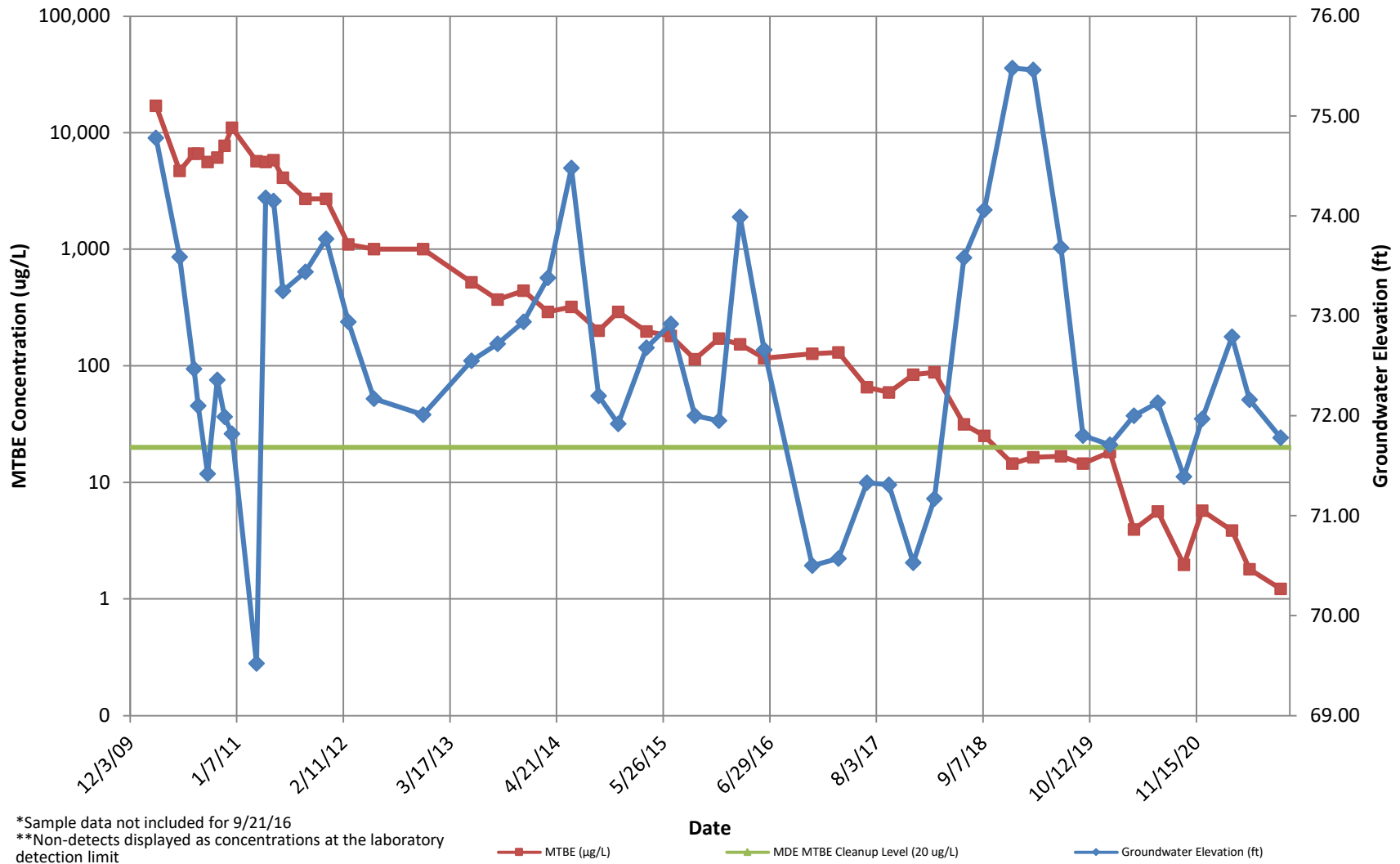
MW-8C MTBE Concentrations vs. Groundwater Elevations: All Data



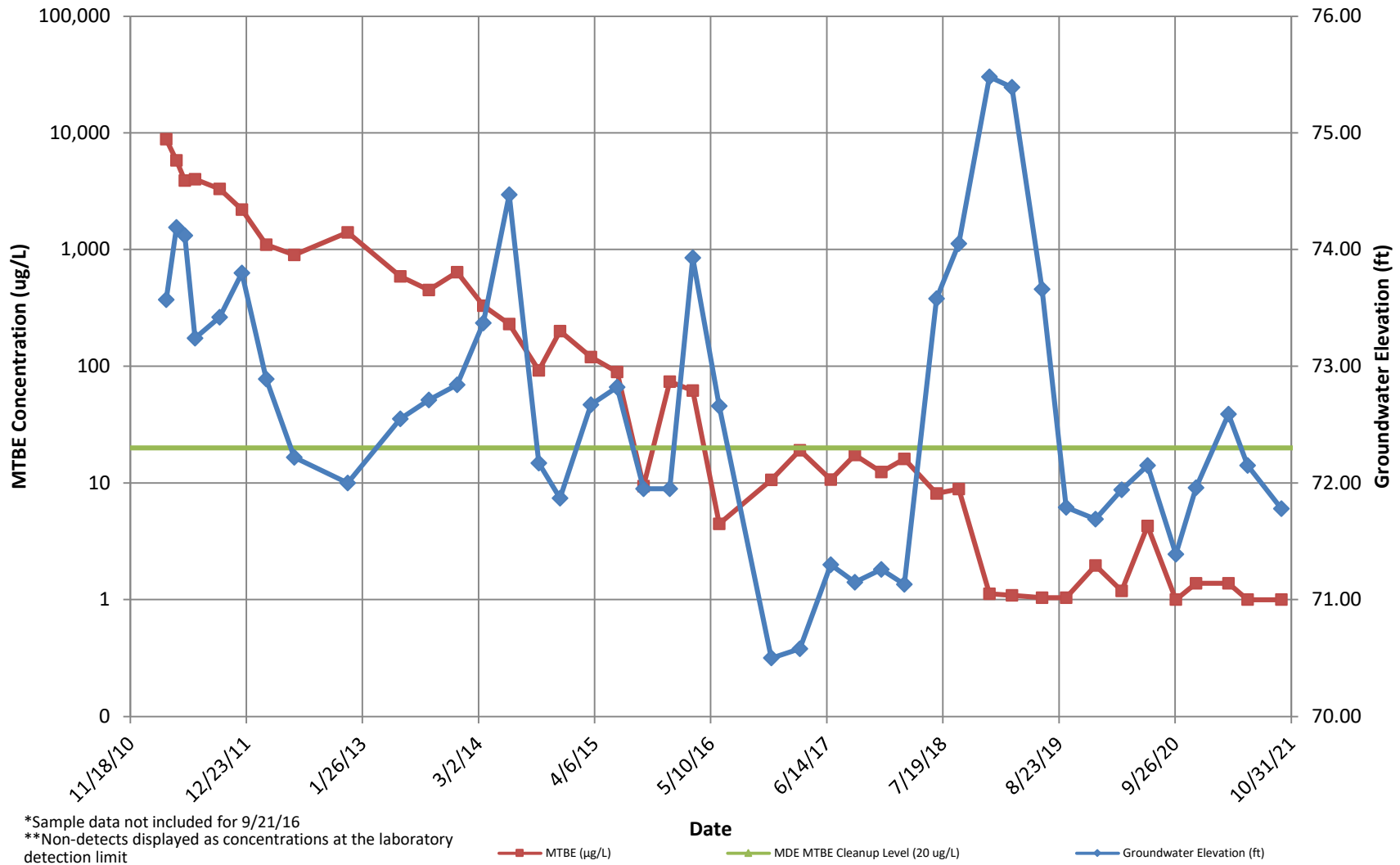
MW-9 MTBE Concentrations vs. Groundwater Elevations: All Data



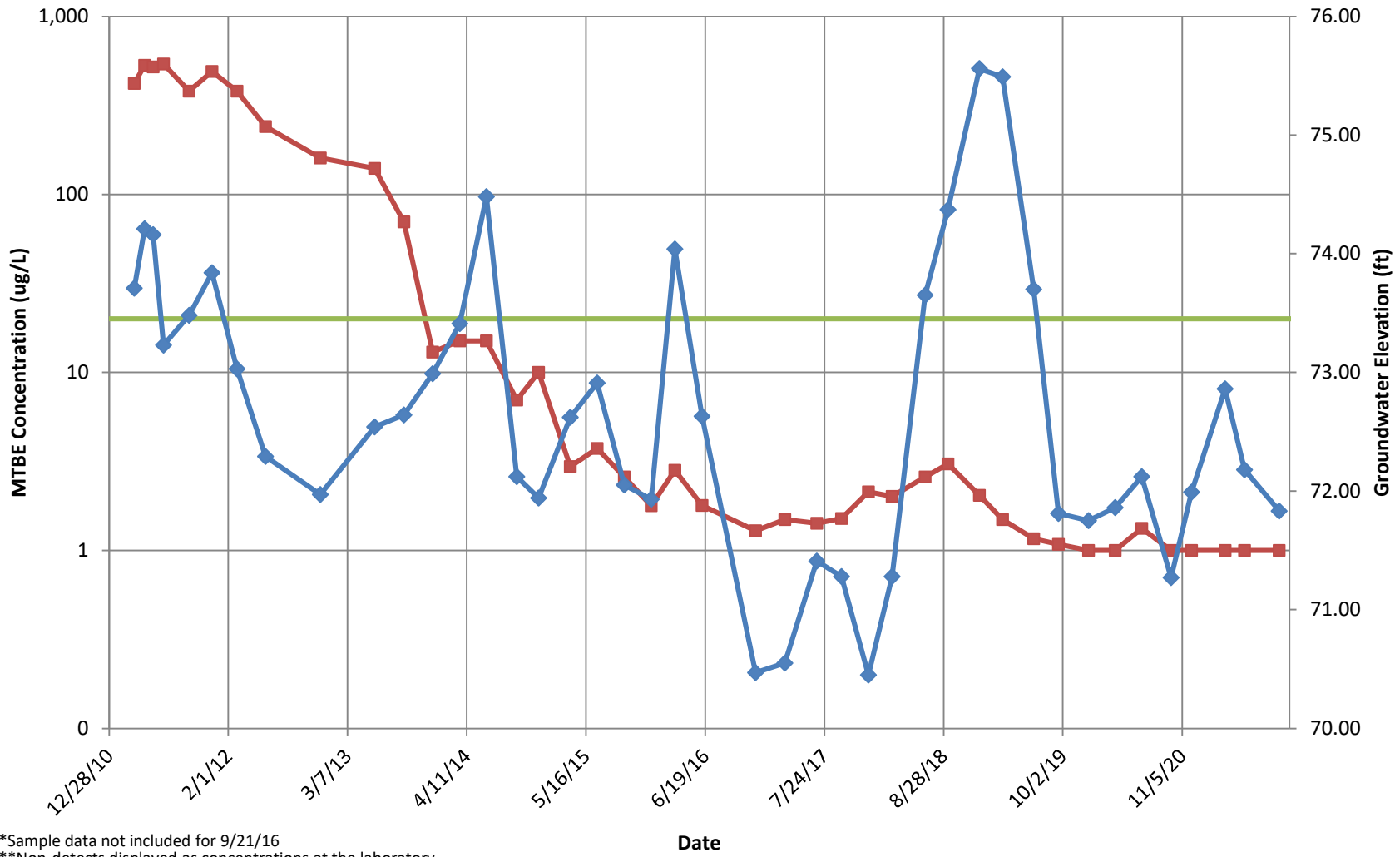
MW-10 MTBE Concentrations vs. Groundwater Elevations: All Data



MW-11 MTBE Concentrations vs. Groundwater Elevations: All Data



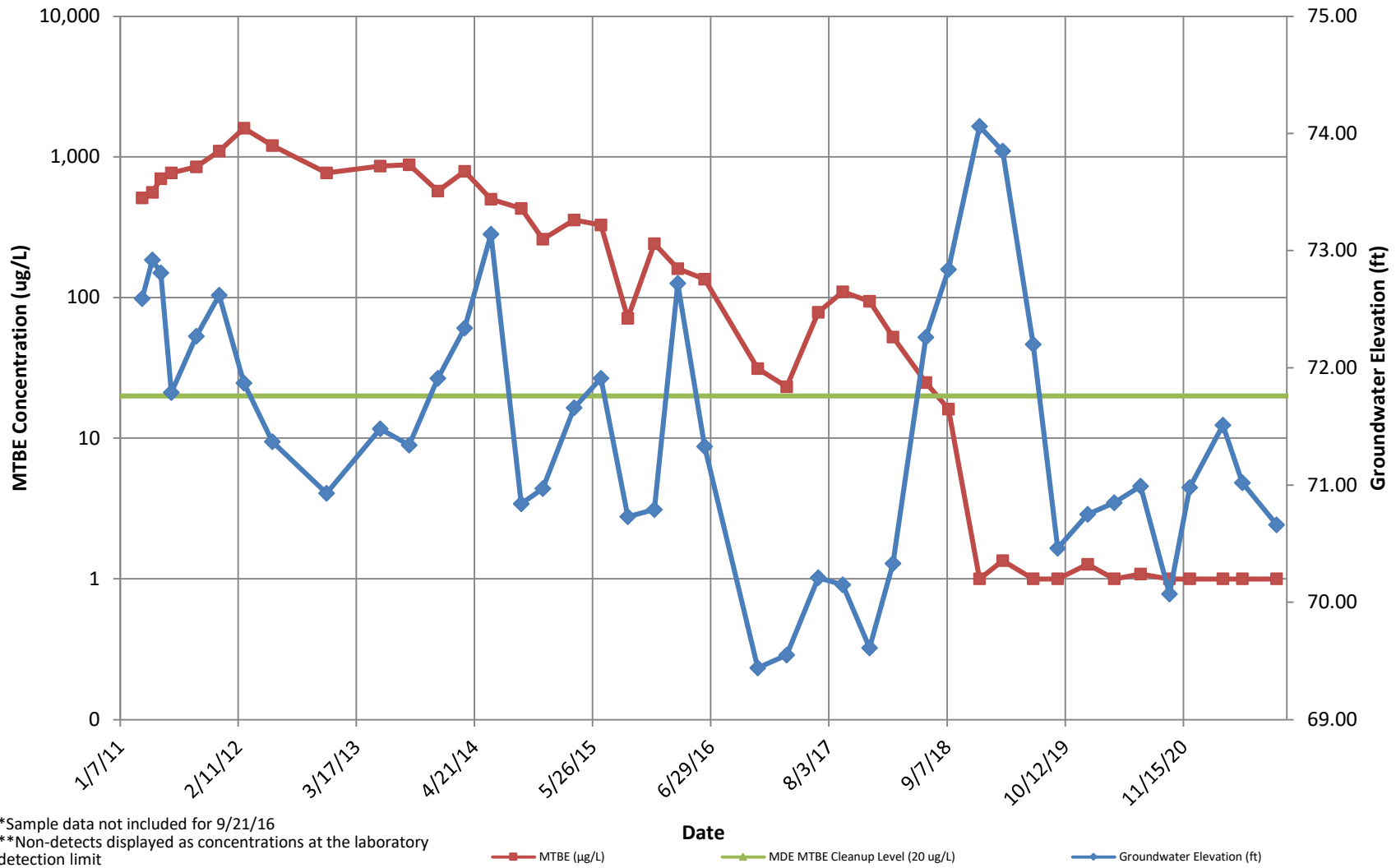
MW-12 MTBE Concentrations vs. Groundwater Elevations: All Data



*Sample data not included for 9/21/16
 **Non-detects displayed as concentrations at the laboratory detection limit

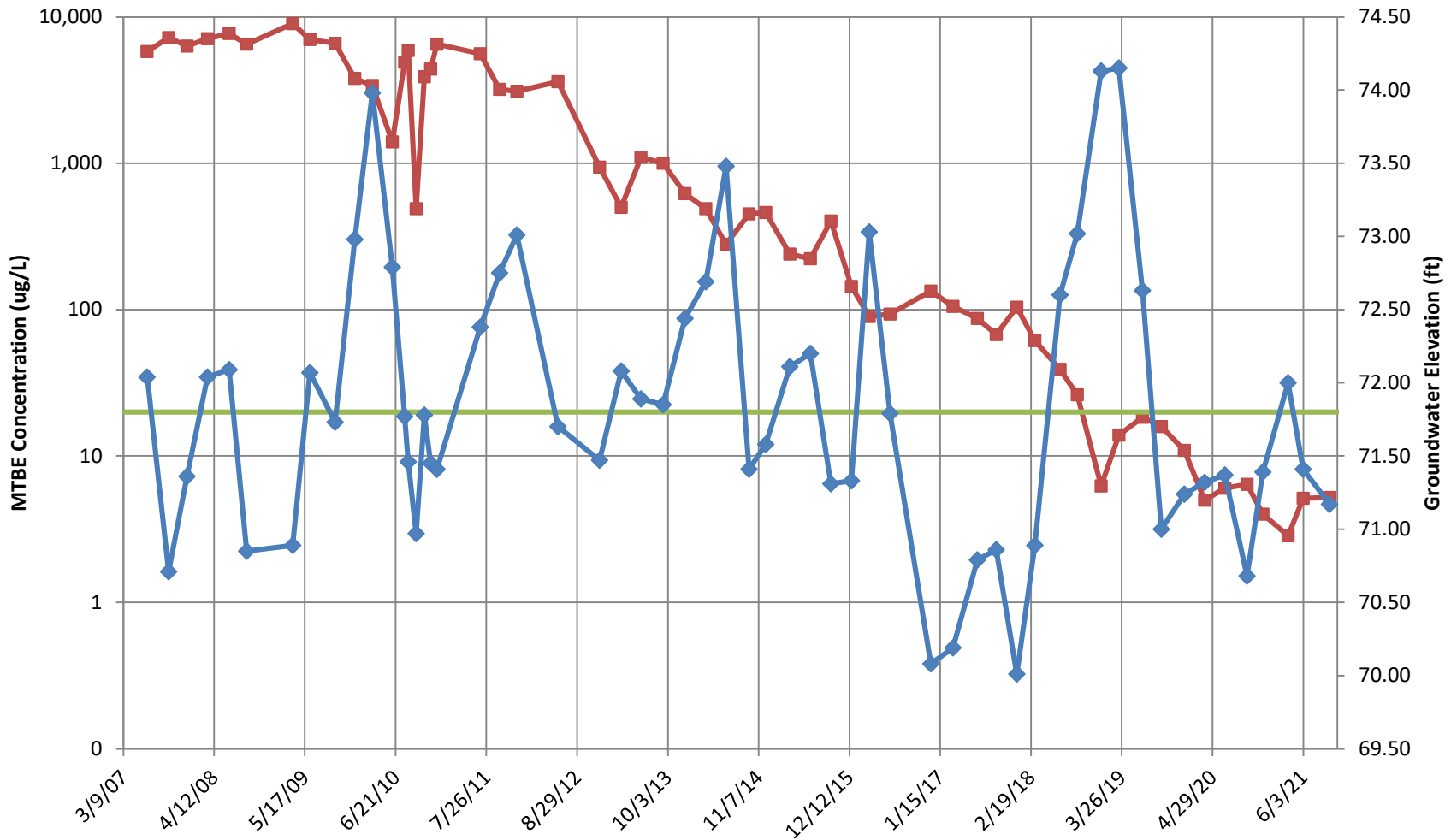
■ MTBE (ug/L)
 — MDE MTBE Cleanup Level (20 ug/L)
 ◆ Groundwater Elevation (ft)

MW-13 MTBE Concentrations vs. Groundwater Elevations: All Data



*Sample data not included for 9/21/16
 **Non-detects displayed as concentrations at the laboratory detection limit

HW-3 MTBE Concentrations vs. Groundwater Elevations: All Data



*Sample data not included for 9/21/16
 **Non-detects displayed as concentrations at the laboratory detection limit

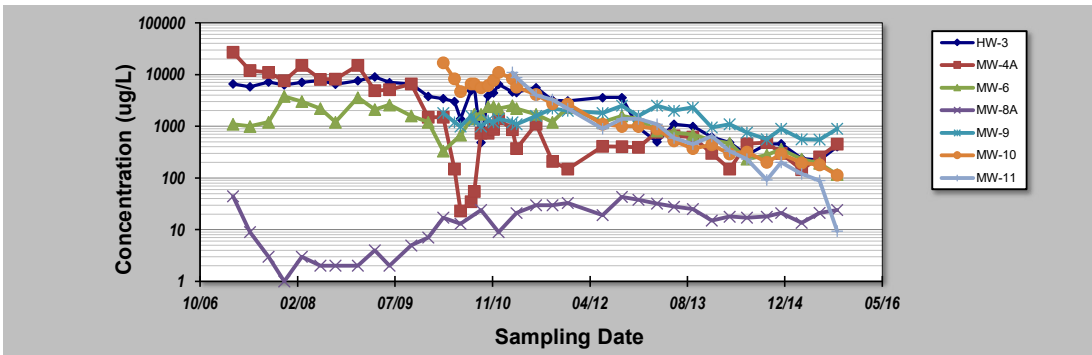
■ MTBE (ug/L)
 — MDE MTBE Cleanup Level (20 ug/L)
 ◆ Groundwater Elevation (ft)

ATTACHMENT D
Mann-Kendall Graphs

GSI MANN-KENDALL TOOLKIT for Constituent Trend Analysis

Evaluation Date: 25-Oct-21	Job ID: 60144763
Facility Name: 7-Eleven #22281 Fallston	Constituent: MTBE
Conducted By: Emme Mayle	Concentration Units: ug/L

Sampling Point ID:		HW-3	MW-4A	MW-6	MW-8A	MW-9	MW-10	MW-11
Sampling Event	Sampling Date	MTBE CONCENTRATION (ug/L)						
1	28-Mar-07	6600	27000	1100	44			
2	22-Jun-07	5800	12000	1000	9			
3	25-Sep-07	7200	11000	1200	3			
4	14-Dec-07	6300	7600	3800	1			
5	14-Mar-08	7100	15000	3000	3			
6	18-Jun-08	7700	8100	2200	2			
7	3-Sep-08	6500	8200	1200	2			
8	27-Dec-08	7600	15000	3600	2			
9	24-Mar-09	9000	4900	2100	4			
10	8-Jun-09	7000	5100	2600	2			
11	27-Sep-09	6600	6600	1600	5			
12	23-Dec-09	3800	1500	1200	7			
13	10-Mar-10	3400	1500	330	17	1800	17000	
14	6-May-10	3000	150			1200	8300	
15	7-Jun-10	1400	23	670	13	990	4700	
16	31-Jul-10	4900	35	1400		1600	6600	
17	16-Aug-10	5900	55	1700		1300	6600	
18	20-Sep-10	490	740	1700	24	990	5600	
19	26-Oct-10	3900	730	2400		1300	6100	
20	23-Nov-10	4400	870	2400		1200	7700	
21	20-Dec-10	6500	1400	2200	9	1400	11000	
22	28-Feb-11	4600	860	2500		1200	8300	11000
23	22-Mar-11	4500	370	2200	21	1100	5700	8800
24	29-Jun-11	5600	1100	1700	30	1600	4100	4000
25	22-Sep-11	3200	210	1200	30	2200	2700	3300
26	8-Dec-11	3100	150	2300	33	2000	2700	2200
27	5-Jun-12	3600	410	1200	19	1800	1100	900
28	12-Sep-12	3600	400	1600	43	2500	1000	1400
29	6-Dec-12	940	390	1400	38	1600	1000	1400
30	11-Mar-13	500	770	810	32	2500	880	1100
31	6-Jun-13	1100	660	750	28	2000	520	590
32	12-Sep-13	1000	620	690	25	2300	370	450
33	18-Dec-13	620	300	540	15	950	440	640
34	19-Mar-14	490	150	470	18	1100	290	330
35	16-Jun-14	280	460	230	17	750	320	230
36	26-Sep-14	450	490	280	18	560	200	92
37	8-Dec-14	460	300	360	21	900	290	200
38	24-Mar-15	239	146	233	13.5	557	197	120
39	23-Jun-15	222	255	193	21.3	554	180	89.2
40	22-Sep-15	403	456	117	24	896	114	9.39
Coefficient of Variation:		0.72	1.68	0.66	0.71	0.41	1.12	1.56
Mann-Kendall Statistic (S):		-528	-406	-336	210	-80	-317	-156
Confidence Factor:		>99.9%	>99.9%	>99.9%	99.9%	94.0%	>99.9%	>99.9%
Concentration Trend:		Decreasing	Decreasing	Decreasing	Increasing	Prob. Decreasing	Decreasing	Decreasing



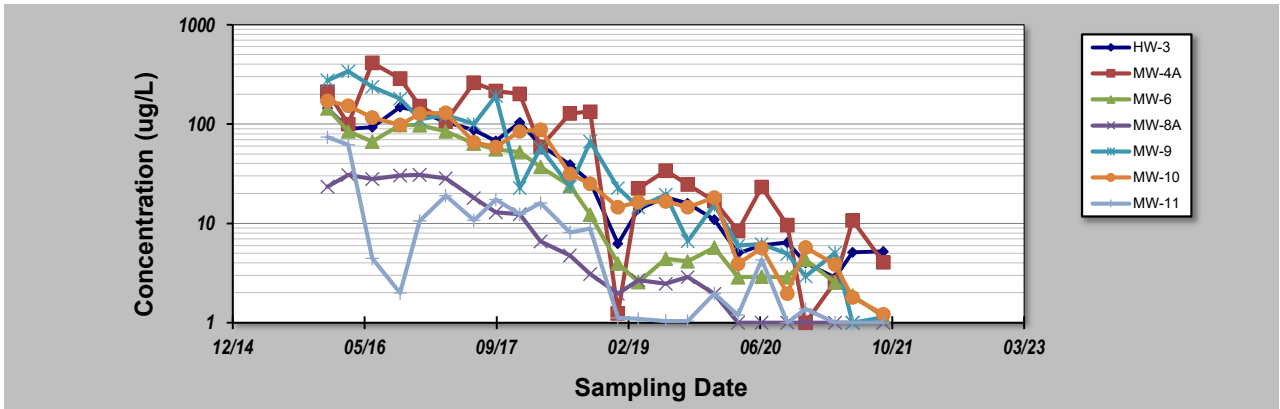
- Notes:**
- At least four independent sampling events per well are required for calculating the trend. *Methodology is valid for 4 to 40 samples.*
 - Confidence in Trend = Confidence (in percent) that constituent concentration is increasing (S>0) or decreasing (S<0): >95% = Increasing or Decreasing; ≥ 90% = Probably Increasing or Probably Decreasing; < 90% and S=0 = No Trend; < 90% and COV ≥ 1 = No Trend; < 90% and COV < 1 = Stable.
 - Methodology based on "MAROS: A Decision Support System for Optimizing Monitoring Plans", J.J. Aziz, M. Ling, H.S. Rifai, C.J. Newell, and J.R. Gonzales, *Ground Water*, 41(3):355-367, 2003.

DISCLAIMER: The GSI Mann-Kendall Toolkit is available "as is". Considerable care has been exercised in preparing this software product; however, no party, including without limitation GSI Environmental Inc., makes any representation or warranty regarding the accuracy, correctness, or completeness of the information contained herein, and no such party shall be liable for any direct, indirect, consequential, incidental or other damages resulting from the use of this product or the information contained herein. Information in this publication is subject to change without notice. GSI Environmental Inc., disclaims any responsibility or obligation to update the information contained herein.
GSI Environmental Inc., www.gsi-net.com

GSI MANN-KENDALL TOOLKIT for Constituent Trend Analysis

Evaluation Date: 25-Oct-21	Job ID: 60144763
Facility Name: 7-Eleven #22281 Fallston	Constituent: MTBE
Conducted By: Emme Mayle	Concentration Units: ug/L

Sampling Point ID:		HW-3	MW-4A	MW-6	MW-8A	MW-9	MW-10	MW-11
Sampling Event	Sampling Date	MTBE CONCENTRATION (ug/L)						
1	21-Dec-15	144	212	144	23.4	274	171	73.7
2	9-Mar-16	89.7	100	84.1	30.7	340	153	61.9
3	8-Jun-16	93.4	414	66.4	28	237	116	4.45
4	21-Sep-16	148	287	97.7	30.4	180	97.7	1.99
5	5-Dec-16	134	152	97.5	30.8	112	127	10.6
6	13-Mar-17	105	106	84.6	28.5	123	130	19
7	28-Jun-17	86.9	261	63.8	18	100	65.6	10.7
8	19-Sep-17	67.6	215	55.9	12.9	193	59	17.4
9	19-Dec-17	104	201	52.1	12.4	22.8	84.1	12.4
10	8-Mar-18	61.3	59	37.2	6.59	57.5	88.1	16.1
11	27-Jun-18	39	128	24	4.77	23.4	31.5	8.12
12	12-Sep-18	26.2	133	12.3	3.09	66.4	25.1	8.86
13	26-Dec-18	6.25	1.24	3.95	1.97	22.6	14.5	1.12
14	14-Mar-19	13.9	22.5	2.57	2.69	14.5	16.4	1.09
15	26-Jun-19	18.4	33.9	4.41	2.47	19.5	16.7	1.04
16	17-Sep-19	15.9	24.6	4.13	2.88	6.64	14.5	1.04
17	27-Dec-19	10.9	16.8	5.73	1.95	15.4	18.2	1.96
18	26-Mar-20	4.99	8.37	2.87	1	5.95	3.93	1.19
19	23-Jun-20	6.03	23.2	2.91	1	6.18	5.64	4.29
20	29-Sep-20	6.4	9.63	2.87	1	4.9	1.96	1
21	7-Dec-20	4	1	4.31	1	2.94	5.73	1.38
22	29-Mar-21	2.85	2.56	2.55	1	5.04	3.86	1
23	3-Jun-21	5.13	10.7	1.88	1	1	1.8	1
24	27-Sep-21	5.21	4.06	1.15	1	1.13	1.22	1
25								
Coefficient of Variation:		1.01	1.12	1.16	1.13	1.29	1.05	1.70
Mann-Kendall Statistic (S):		-218	-182	-227	-225	-240	-231	-175
Confidence Factor:		>99.9%	>99.9%	>99.9%	>99.9%	>99.9%	>99.9%	>99.9%
Concentration Trend:		Decreasing	Decreasing	Decreasing	Decreasing	Decreasing	Decreasing	Decreasing



- Notes:**
- At least four independent sampling events per well are required for calculating the trend. *Methodology is valid for 4 to 40 samples.*
 - Confidence in Trend = Confidence (in percent) that constituent concentration is increasing (S>0) or decreasing (S<0): >95% = Increasing or Decreasing; ≥ 90% = Probably Increasing or Probably Decreasing; < 90% and S>0 = No Trend; < 90%, S=0, and COV ≥ 1 = No Trend; < 90% and COV < 1 = Stable.
 - Methodology based on "MAROS: A Decision Support System for Optimizing Monitoring Plans", J.J. Aziz, M. Ling, H.S. Rifai, C.J. Newell, and J.R. Gonzales, *Ground Water*, 41(3):355-367, 2003.

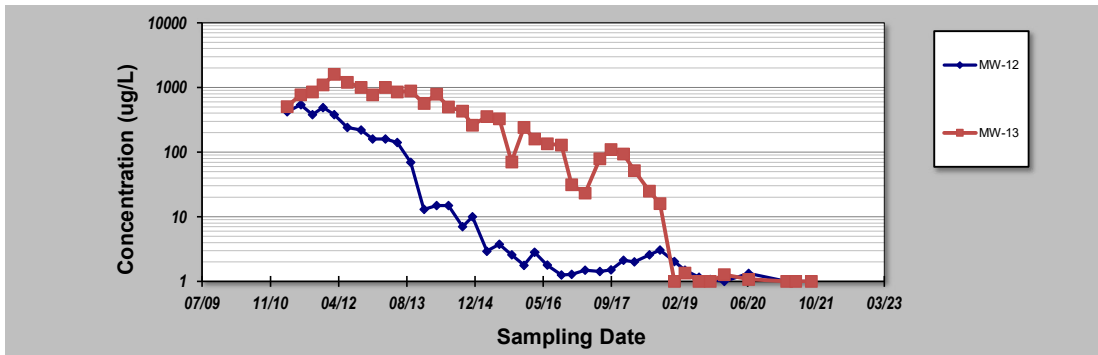
DISCLAIMER: The GSI Mann-Kendall Toolkit is available "as is". Considerable care has been exercised in preparing this software product; however, no party, including without limitation GSI Environmental Inc., makes any representation or warranty regarding the accuracy, correctness, or completeness of the information contained herein, and no such party shall be liable for any direct, indirect, consequential, incidental or other damages resulting from the use of this product or the information contained herein. Information in this publication is subject to change without notice. GSI Environmental Inc., disclaims any responsibility or obligation to update the information contained herein.

GSI Environmental Inc., www.gsi-net.com

GSI MANN-KENDALL TOOLKIT for Constituent Trend Analysis

Evaluation Date: 25-Oct-21	Job ID: 60144763
Facility Name: 7-Eleven #22281 Fallston	Constituent: MTBE
Conducted By: Emme Mayle	Concentration Units: ug/L

Sampling Event	Sampling Date	MTBE CONCENTRATION (ug/L)					
		MW-12	MW-13				
1	22-Mar-11	420	510				
2	29-Jun-11	540	770				
3	22-Sep-11	380	850				
4	8-Dec-11	490	1100				
5	1-Mar-12	380	1600				
6	5-Jun-12	240	1200				
7	12-Sep-12	220	1000				
8	6-Dec-12	160	770				
9	11-Mar-13	160	1000				
10	6-Jun-13	140	860				
11	12-Sep-13	70	880				
12	18-Dec-13	13	570				
13	19-Mar-14	15	790				
14	16-Jun-14	15	500				
15	26-Sep-14	7	430				
16	8-Dec-14	10	260				
17	24-Mar-15	2.95	355				
18	23-Jun-15	3.73	327				
19	22-Sep-15	2.58	71				
20	21-Dec-15	1.78	241				
21	9-Mar-16	2.82	160				
22	8-Jun-16	1.79	135				
23	21-Sep-16	1.26	129				
24	5-Dec-16	1.29	31.2				
25	13-Mar-17	1.49	23.2				
26	28-Jun-17	1.42	78.6				
27	19-Sep-17	1.51	110				
28	19-Dec-17	2.13	94				
29	8-Mar-18	2.01	52				
30	27-Jun-18	2.58	24.9				
31	12-Sep-18	3.06	16.1				
32	28-Dec-18	2.04	1				
33	14-Mar-19	1.49	1.35				
34	26-Jun-19	1.16	1				
35	17-Sep-19	1.08	1				
36	27-Dec-19	1	1.27				
37	23-Jun-20	1.33	1.08				
38	29-Mar-21	1	1				
39	3-Jun-21	1	1				
40	27-Sep-21	1	1				
Coefficient of Variation:		1.85	1.15				
Mann-Kendall Statistic (S):		-627	-637				
Confidence Factor:		>99.9%	>99.9%				
Concentration Trend:		Decreasing	Decreasing				



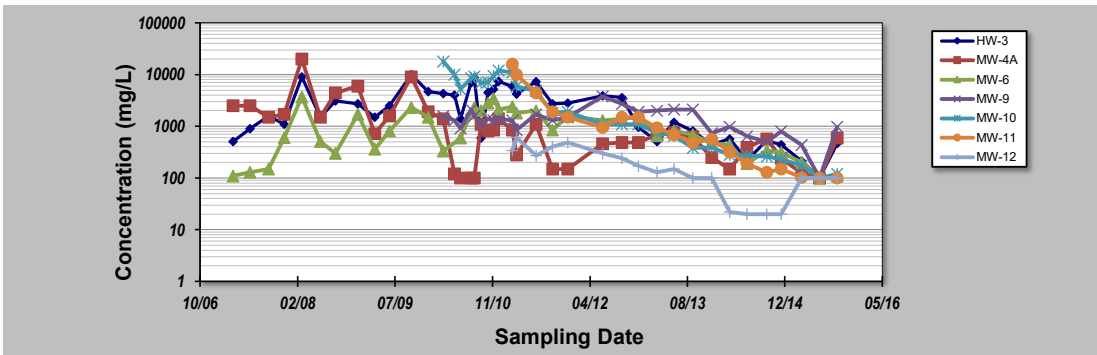
- Notes:**
- At least four independent sampling events per well are required for calculating the trend. *Methodology is valid for 4 to 40 samples.*
 - Confidence in Trend = Confidence (in percent) that constituent concentration is increasing (S>0) or decreasing (S<0): >95% = Increasing or Decreasing; ≥ 90% = Probably Increasing or Probably Decreasing; < 90% and S>0 = No Trend; < 90%, S≤0, and COV ≥ 1 = No Trend; < 90% and COV < 1 = Stable.
 - Methodology based on "MAROS: A Decision Support System for Optimizing Monitoring Plans", J.J. Aziz, M. Ling, H.S. Rifai, C.J. Newell, and J.R. Gonzales, *Ground Water*, 41(3):355-367, 2003.

DISCLAIMER: The GSI Mann-Kendall Toolkit is available "as is". Considerable care has been exercised in preparing this software product; however, no party, including without limitation GSI Environmental Inc., makes any representation or warranty regarding the accuracy, correctness, or completeness of the information contained herein, and no such party shall be liable for any direct, indirect, consequential, incidental or other damages resulting from the use of this product or the information contained herein. Information in this publication is subject to change without notice. GSI Environmental Inc., disclaims any responsibility or obligation to update the information contained herein.
GSI Environmental Inc., www.gsi-net.com

GSI MANN-KENDALL TOOLKIT for Constituent Trend Analysis

Evaluation Date: 25-Oct-21	Job ID: 60144763
Facility Name: 7-Eleven #22281 Fallston	Constituent: TPH-GRO
Conducted By: Emme Mayle	Concentration Units: mg/L

Sampling Point ID:		HW-3	MW-4A	MW-6	MW-9	MW-10	MW-11	MW-12
Sampling Event	Sampling Date	TPH-GRO CONCENTRATION (mg/L)						
1	28-Mar-07	510	2500	110				
2	22-Jun-07	900	2500	130				
3	25-Sep-07	1600	1500	150				
4	14-Dec-07	1100	1700	600				
5	14-Mar-08	9000	20000	3700				
6	18-Jun-08	1500	1500	510				
7	3-Sep-08	3100	4400	300				
8	27-Dec-08	2700	6000	1700				
9	24-Mar-09	1500	720	360				
10	8-Jun-09	2500	1600	810				
11	27-Sep-09	10000	9100	2300				
12	23-Dec-09	4700	1900	1500				
13	10-Mar-10	4300	1400	330	1600	18000		
14	6-May-10	4000	120		1300	10000		
15	7-Jun-10	1400	100	590	910	5200		
16	31-Jul-10	7000	100	1800	2100	8500		
17	16-Aug-10	8600	100	2300	1600	9200		
18	20-Sep-10	590	1100	2000	1100	6900		
19	26-Oct-10	4500	810	2800	1400	7100		
20	23-Nov-10	5200	850	3400	1300	9400		
21	20-Dec-10	7400	1400	2100	1400	12000		
22	28-Feb-11	5900	850	2400	1300	11000	16000	340
23	22-Mar-11	4200	280	1800	850	5900	10000	610
24	29-Jun-11	7300	1100	2000	1700	4800	4400	270
25	22-Sep-11	2700	150	850	1300	1800	1900	400
26	8-Dec-11	2800	150	1600	1500	1900	1500	490
27	5-Jun-12	3900	460	1300	3800	1100	950	300
28	12-Sep-12	3600	490	1400	2700	1100	1500	240
29	6-Dec-12	960	490	1500	1900	1100	1500	170
30	11-Mar-13	510	690	660	2000	750	940	130
31	6-Jun-13	1200	760	820	2100	660	690	150
32	12-Sep-13	810	630	680	2100	380	480	100
33	18-Dec-13	440	250	470	730	390	560	100
34	19-Mar-14	570	150	440	970	280	320	22
35	16-Jun-14	220	390	190	640	270	190	20
36	26-Sep-14	530	570	340	500	260	130	20
37	8-Dec-14	440	240	310	800	230	150	20
38	24-Mar-15	212	124	201	435	175	102	100
39	23-Jun-15	100	100	100	100	100	100	100
40	22-Sep-15	466	593	109	979	121	100	100
Coefficient of Variation:		0.93	2.03	0.85	0.54	1.14	1.86	0.87
Mann-Kendall Statistic (S):		-252	-365	-121	-89	-317	-159	-118
Confidence Factor:		99.8%	>99.9%	92.6%	95.9%	>99.9%	>99.9%	>99.9%
Concentration Trend:		Decreasing	Decreasing	Prob. Decreasing	Decreasing	Decreasing	Decreasing	Decreasing



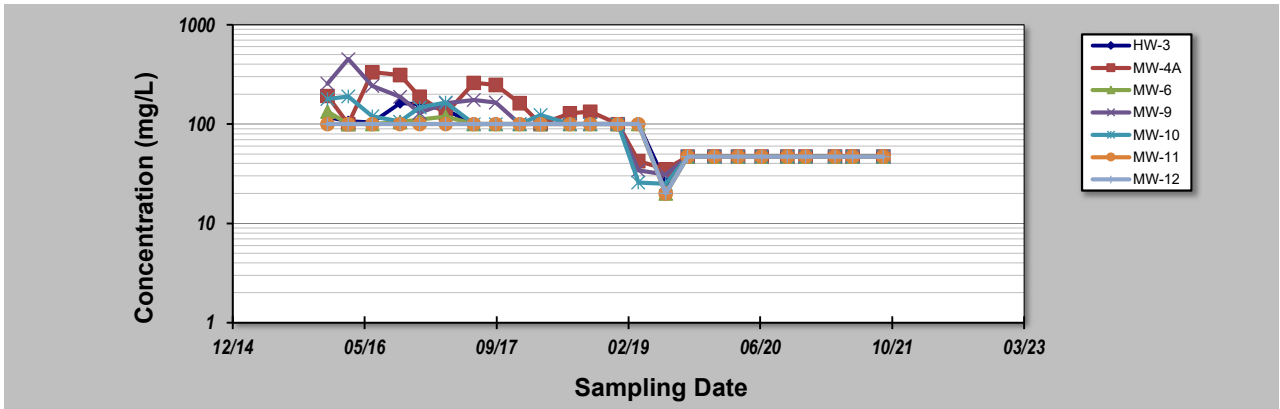
- Notes:**
- At least four independent sampling events per well are required for calculating the trend. *Methodology is valid for 4 to 40 samples.*
 - Confidence in Trend = Confidence (in percent) that constituent concentration is increasing (S>0) or decreasing (S<0): >95% = Increasing or Decreasing; ≥ 90% = Probably Increasing or Probably Decreasing; < 90% and S=0 = No Trend; < 90% and COV ≥ 1 = No Trend; < 90% and COV < 1 = Stable.
 - Methodology based on "MAROS: A Decision Support System for Optimizing Monitoring Plans", J.J. Aziz, M. Ling, H.S. Rifai, C.J. Newell, and J.R. Gonzales, *Ground Water*, 41(3):355-367, 2003.

DISCLAIMER: The GSI Mann-Kendall Toolkit is available "as is". Considerable care has been exercised in preparing this software product; however, no party, including without limitation GSI Environmental Inc., makes any representation or warranty regarding the accuracy, correctness, or completeness of the information contained herein, and no such party shall be liable for any direct, indirect, consequential, incidental or other damages resulting from the use of this product or the information contained herein. Information in this publication is subject to change without notice. GSI Environmental Inc., disclaims any responsibility or obligation to update the information contained herein.
GSI Environmental Inc., www.gsi-net.com

GSI MANN-KENDALL TOOLKIT for Constituent Trend Analysis

Evaluation Date: 25-Oct-21	Job ID: 60144763
Facility Name: 7-Eleven #22281 Fallston	Constituent: TPH-GRO
Conducted By: Emme Mayle	Concentration Units: mg/L

Sampling Point ID:		HW-3	MW-4A	MW-6	MW-9	MW-10	MW-11	MW-12
Sampling Event	Sampling Date	TPH-GRO CONCENTRATION (mg/L)						
1	21-Dec-15	117	192	134	256	179	100	100
2	9-Mar-16	107	100	100	451	190	100	100
3	8-Jun-16	104	332	100	243	120	100	100
4	21-Sep-16	162	312	105	189	106	100	100
5	5-Dec-16	158	189	111	130	147	100	100
6	13-Mar-17	138	128	119	162	165	100	100
7	28-Jun-17	100	260	100	175	100	100	100
8	19-Sep-17	100	248	100	165	100	100	100
9	19-Dec-17	100	162	100	100	100	100	100
10	8-Mar-18	100	100	100	100	124	100	100
11	27-Jun-18	100	128	100	100	100	100	100
12	12-Sep-18	100	133	100	100	100	100	100
13	26-Dec-18	100	100	100	100	100	100	100
14	14-Mar-19	100	42.5	100	34.2	25.7	100	100
15	26-Jun-19	25.8	35.1	20	30.9	25	20	20
16	17-Sep-19	47	47	47	47	47	47	47
17	27-Dec-19	47	47	47	47	47	47	47
18	26-Mar-20	47	47	47	47	47	47	47
19	23-Jun-20	47	47	47	47	47	47	47
20	29-Sep-20	47	47	47	47	47	47	47
21	7-Dec-20	47	47	47	47	47	47	47
22	29-Mar-21	47	47	47	47	47	47	47
23	3-Jun-21	47	47	47	47	47	47	47
24	27-Sep-21	47	47	47	47	47	47	47
25								
Coefficient of Variation:		0.46	0.76	0.40	0.85	0.56	0.37	0.37
Mann-Kendall Statistic (S):		-176	-156	-159	-182	-167	-131	-131
Confidence Factor:		>99.9%	>99.9%	>99.9%	>99.9%	>99.9%	>99.9%	>99.9%
Concentration Trend:		Decreasing	Decreasing	Decreasing	Decreasing	Decreasing	Decreasing	Decreasing



- Notes:**
- At least four independent sampling events per well are required for calculating the trend. *Methodology is valid for 4 to 40 samples.*
 - Confidence in Trend = Confidence (in percent) that constituent concentration is increasing (S>0) or decreasing (S<0): >95% = Increasing or Decreasing; ≥ 90% = Probably Increasing or Probably Decreasing; < 90% and S>0 = No Trend; < 90%, S=0, and COV ≥ 1 = No Trend; < 90% and COV < 1 = Stable.
 - Methodology based on "MAROS: A Decision Support System for Optimizing Monitoring Plans", J.J. Aziz, M. Ling, H.S. Rifai, C.J. Newell, and J.R. Gonzales, *Ground Water*, 41(3):355-367, 2003.

DISCLAIMER: The GSI Mann-Kendall Toolkit is available "as is". Considerable care has been exercised in preparing this software product; however, no party, including without limitation GSI Environmental Inc., makes any representation or warranty regarding the accuracy, correctness, or completeness of the information contained herein, and no such party shall be liable for any direct, indirect, consequential, incidental or other damages resulting from the use of this product or the information contained herein. Information in this publication is subject to change without notice. GSI Environmental Inc., disclaims any responsibility or obligation to update the information contained herein.

GSI Environmental Inc., www.gsi-net.com

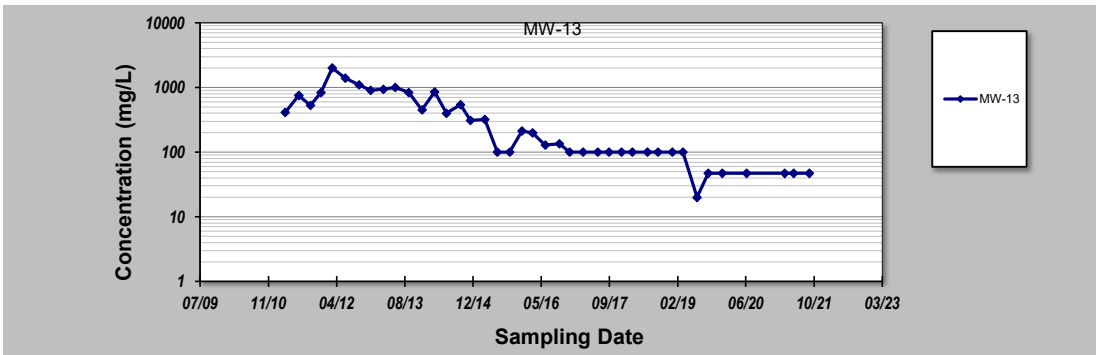
GSI MANN-KENDALL TOOLKIT for Constituent Trend Analysis

Evaluation Date: 25-Oct-21	Job ID: 60144763
Facility Name: 7-Eleven #22281 Fallston	Constituent: TPH-GRO
Conducted By: Emme Mayle	Concentration Units: mg/L

Sampling Point ID: **MW-13**

Sampling Event	Sampling Date	TPH-GRO CONCENTRATION (mg/L)						
1	22-Mar-11	410						
2	29-Jun-11	750						
3	22-Sep-11	530						
4	8-Dec-11	840						
5	1-Mar-12	2000						
6	5-Jun-12	1400						
7	12-Sep-12	1100						
8	6-Dec-12	900						
9	11-Mar-13	940						
10	6-Jun-13	1000						
11	12-Sep-13	840						
12	18-Dec-13	450						
13	19-Mar-14	860						
14	16-Jun-14	400						
15	26-Sep-14	540						
16	8-Dec-14	310						
17	24-Mar-15	320						
18	23-Jun-15	100						
19	22-Sep-15	100						
20	21-Dec-15	211						
21	9-Mar-16	198						
22	8-Jun-16	129						
23	21-Sep-16	135						
24	5-Dec-16	100						
25	13-Mar-17	100						
26	28-Jun-17	100						
27	19-Sep-17	100						
28	19-Dec-17	100						
29	8-Mar-18	100						
30	27-Jun-18	100						
31	12-Sep-18	100						
32	28-Dec-18	100						
33	14-Mar-19	100						
34	26-Jun-19	20						
35	17-Sep-19	47						
36	27-Dec-19	47						
37	23-Jun-20	47						
38	29-Mar-21	47						
39	3-Jun-21	47						
40	27-Sep-21	47						

Coefficient of Variation:	1.14
Mann-Kendall Statistic (S):	-574
Confidence Factor:	>99.9%
Concentration Trend:	Decreasing



Notes:

- At least four independent sampling events per well are required for calculating the trend. *Methodology is valid for 4 to 40 samples.*
- Confidence in Trend = Confidence (in percent) that constituent concentration is increasing (S>0) or decreasing (S<0): >95% = Increasing or Decreasing; ≥ 90% = Probably Increasing or Probably Decreasing; < 90% and S>0 = No Trend; < 90%, S≤0, and COV ≥ 1 = No Trend; < 90% and COV < 1 = Stable.
- Methodology based on "MAROS: A Decision Support System for Optimizing Monitoring Plans", J.J. Aziz, M. Ling, H.S. Rifai, C.J. Newell, and J.R. Gonzales, *Ground Water*, 41(3):355-367, 2003.

DISCLAIMER: The GSI Mann-Kendall Toolkit is available "as is". Considerable care has been exercised in preparing this software product; however, no party, including without limitation GSI Environmental Inc., makes any representation or warranty regarding the accuracy, correctness, or completeness of the information contained herein, and no such party shall be liable for any direct, indirect, consequential, incidental or other damages resulting from the use of this product or the information contained herein. Information in this publication is subject to change without notice. GSI Environmental Inc., disclaims any responsibility or obligation to update the information contained herein.
GSI Environmental Inc., www.gsi-net.com