



February 21, 2020

Susan Bull
Maryland Department of the Environment
Oil Control Program
1800 Washington Blvd
Baltimore, MD 21230

Re: Monitoring Well Installation and Downhole Geophysical Summary Report
Bel Air Xtra Fuels No. 7805
2476 East Churchville Road, Bel Air, Maryland
MDE Case #2011-0112-HA and 2013-0007-HA
Facility I.D. No. 12391

Dear Ms. Bull:

Groundwater & Environmental Services, Inc. (GES), on behalf of Drake Petroleum Company, Inc. (Drake), has prepared the attached Monitoring Well Installation and Downhole Geophysical Summary Report for the Department's review and comment. The report summarizes field observations, screening measurements and analytical data obtained during the installation of monitoring wells MW-21 S, MW-21 I and MW-21 D from October 7 to October 17, 2019. The report also summarizes downhole geophysical testing performed on the MW-21 I and MW-21 D boreholes which occurred November 17 and 18, 2019.

GES appreciates the continued guidance of the MDE on this project. If you have any questions or require additional information, please contact the undersigned at (800) 220-3606 extension 3703.

Sincerely,

GROUNDWATER & ENVIRONMENTAL SERVICES, INC.

Scott Andresini
Project Environmental Scientist

Andrea Taylorson-Collins
Environmental Scientist – Sr. Project Manager

Enclosure

Cc: Eric Harvey, Drake Petroleum – via email
Florence Rosen, President, Campus Hills Mgmt. Inc., Rosen Assoc. Mgmt. Corp. – via e-mail
Gray & Associates, Richard Gray richard@grayassoc.com – via e-mail
Whiteford, Taylor & Preston, M. Trent Zivkovich TZivkovich@wtplaw.com – via email
File – GES-MD (PSID # 796396)

Drake Petroleum Company, Inc.

Monitoring Well Installation and Downhole Geophysical Summary Report

Former Bel Air Xtra Fuels

2476 Churchville Road, Bel Air Maryland 21028

MDE Case #2011-0112-HA and 2013-0007-HA

Facility I.D. No. 12391

February 21, 2020





Monitoring Well Installation and Downhole Geophysical Summary Report

Former Bel Air Xtra Fuels
2476 Churchville Road
Bel Air, Maryland 21028
Facility I.D. No. 12391

Prepared for:
Drake Petroleum Company, Inc.
15 NE Industrial Road
Branford, Ct 06405

Prepared by:
Groundwater & Environmental Services, Inc.
1350 Blair Drive, Suite A
Odenton, MD 21113
TEL: 800-220-3606
www.gesonline.com

GES Project:
0403194

Date:
February 21, 2020

A handwritten signature in blue ink, appearing to read 'Andrea Taylorson-Collins', written over a horizontal line.

Andrea Taylorson-Collins
Senior Project Manager

A handwritten signature in black ink, appearing to read 'Scott Andresini', written over a horizontal line.

Scott Andresini
Project Environmental Scientist

A handwritten signature in black ink, appearing to read 'Pete Reichardt', written over a horizontal line.

Pete Reichardt
Project Manager



Table of Contents

1. INTRODUCTION	1
2. OBJECTIVES.....	1
3. SITE DESCRIPTION.....	2
3.1 Location and Description	2
3.2 Geology and Hydrogeology	2
4. SITE ASSESSMENT ACTIVITIES	2
4.1 Monitoring Well Installation.....	2
4.1.1 Monitoring Well MW-21 S	3
4.1.2 Monitoring Well MW-21 I	4
4.1.3 Monitoring Well MW-21 D	4
4.2 Groundwater Sampling.....	5
4.3 Waste Disposal	6
5. SUMMARY OF RESULTS	6
5.1 Soil Analytical Results	6
5.2 Groundwater Analytical Results.....	6
6. DOWNHOLE GEOPHYSICAL CHARACTERIZATION.....	7
6.1 Purpose.....	7
6.2 Methodology.....	7
6.3 Observations and Analysis	8
7. SUMMARY AND CONCLUSION.....	9

Figures

Figure 1 – Site Location Map

Figure 2 – Local Area Map

Figure 3 - Site Map

Figure 4 - Groundwater Monitoring Map

Tables

Table 1 – Soil Analytical Data Summary – MW-21 S

Table 2 – Historical Groundwater Analytical Data Summary

Table 3 – Heat Pulse Flow Value Summary



Appendices

Appendix A – Photo Log

Appendix B – Soil Boring Logs

Appendix C – Laboratory Analytical Reports and Chain-of-Custody Documentation

Appendix D – Waste Manifests

Appendix E – Downhole Geophysical Logs for MW-21 I and MW-21 D



Acronyms

bgs	below ground surface
BTEX	benzene, toluene, ethylbenzene, total xylenes
eV	electron-volt
EDN	Earth Data Northeast
ft	feet
GES	Groundwater & Environmental Services, Inc.
Global	Global Partners, LP
gpm	gallons-per-minute
MDE	Maryland Department of the Environment
mg/kg	milligrams per kilogram
mg/L	milligrams per liter
µg/kg	micrograms per kilogram
MTBE	methyl tertiary butyl ether
PID	photoionization detector
ppm	parts per million
PVC	poly vinyl chloride
TAME	tert-Amyl-ether alcohol
TBA	tert-butyl alcohol
TPH-DRO	Total Petroleum Hydrocarbons - Diesel Range Organics
TPH-GRO	Total Petroleum Hydrocarbons – Gasoline Range Organics
USEPA	United States Environmental Protection Agency
VOCs	volatile organic compounds
%	percent



1. INTRODUCTION

Global Partners LP (Global) contracted Groundwater & Environmental Services, Inc. (GES) to assess subsurface conditions associated with the former Bel Air Xtra Fuels station located at 2476 East Churchville Road in Bel Air, Maryland (Site). A Horizontal and Vertical Delineation Work Plan was submitted to the Maryland Department of the Environment (MDE) on April 19, 2019 and was approved with minor changes on July 25, 2019. The work was performed to further delineate and characterize the horizontal and vertical extent of soil and groundwater impacts at an area downgradient of the Site, within the Campus Hills Shopping Center, and in proximity to the current La Tolteca restaurant located at 2350 East Churchville Road.

The scope of work included the installation of three separate, but proximal, monitoring wells screened within shallow, intermediate and deep water-bearing zones. A separate “cluster” well configuration, as opposed to a single, multi-level “nested” well configuration, was selected for the new well series to ensure adequate isolation of the targeted water-bearing zones thereby reducing the likelihood of borehole communication between these zones.

During initial well installation activities, which occurred from October 7 to 17, 2019, discrete soil samples were collected, screened, and logged from each of the three boreholes. The final construction of shallow well MW-21 S was completed at this time. After the completion of intermediate (MW-21 I) and deep (MW-21 D) boreholes, but prior to final well construction, downhole geophysical characterization was performed for the intermediate and deep boreholes on October 17 and 18, 2019. GES provided a summary correspondence of geophysical results and proposed final well construction specifications for MW-21 I and MW-21 D to the MDE on November 4, 2019. MDE responded with approval of the proposed well specifications on November 21, 2019. Wells MW-21 I and MW-21 D were final constructed, developed and then surveyed into the existing well network on December 11 and 12, 2019. Groundwater samples were collected from wells MW-21 S, MW-21 I and MW-21 D, along with the other 14 wells comprising the network, during the fourth quarter 2019 monitoring event on December 20 and 23, 2019. (Well MW-7R had to be resampled on January 9, 2020 due to a lab error.) Soil and groundwater generated from the recent monitoring well installation activities were transported for treatment and disposal, to authorized waste handling facilities, on December 12 and 18, 2019, respectively.

A Site Location Map is included as **Figure 1**, a Local Area Map is included as **Figure 2**, and a Site Map is included as **Figure 3**. A Photo Log, chronicling well installation and downhole geophysical testing activities, is included in **Appendix A**.

2. OBJECTIVES

The objectives of the recent monitoring well installation and site investigation, was to delineate and characterize the horizontal and vertical extent of soil and groundwater impacts at a location between the upgradient former Xtra Mart service station and downgradient potable supply wells located across Churchville Road, which includes the 1 Meadow Spring Drive residence.

The results of the site investigation will be used to assess the current state of remediation efforts at the Site and to determine the extent of dissolved groundwater impacts in the downgradient portion of the Site study area.

3. SITE DESCRIPTION

3.1 Location and Description

The Site is located at 2476 Churchville Road in Bel Air, Harford County, Maryland. The Site is a former Xtra Fuels fuel station, currently vacant and is located within the Campus Hills Shopping Center. The Campus Hills Shopping Center borders the property boundaries of the Site to the north, west and east. To the immediate south of the Site lies the East Churchville Road corridor. Toward the western terminus of the shopping center property, approaching the intersection of Campus Hills Drive and East Churchville Road, lies the La Tolteca restaurant, which is in proximity to an area of parking lot selected for the installation of the MW-21 well cluster. Across East Churchville Road, downgradient and to the southwest of the MW-21 well area, are residences and a church served by potable water supply wells.

The Site area is illustrated in the Site Location Map attached as **Figure 1**. A localized view of the Site and surrounding features is presented in the Local Area Map, attached as **Figure 2**. A Site Map, which includes the position of the Site in relation to the downgradient locations of the three recently installed monitoring wells, is attached as **Figure 3**.

3.2 Geology and Hydrogeology

The Site lies in the eastern portion of Maryland's Piedmont Physiographic Province. According to the Maryland Geologic Survey (1968), the Site is underlain by the Port Deposit Gneiss, *“a moderately to strongly deformed intrusive complex composed of gneissic biotite quartz diorite, hornblende-biotite quartz diorite, and biotite granodiorite; all rocks foliated and some strongly sheared; age 550 +/- 50 million years by radiogenic dating.”*

Regional topography is relatively flat however, the Site and the surrounding shopping center lot gently slope to the northeast away from East Churchville Road. The closest surface water body is an unnamed stream located approximately 750 feet to the northwest that feeds into a pond located approximately one-half mile north of the Site.

4. SITE ASSESSMENT ACTIVITIES

4.1 Monitoring Well Installation

From October 7 to October 17, 2019, GES observed SGS, a Maryland-licensed drilling firm, conduct borehole and monitoring well installation work near the La Tolteca restaurant area of the Campus Hills Shopping Center. The monitoring wells were placed as a shallow, intermediate and deep interval “cluster” set per the approved work plan. The locations of the recently completed monitoring wells MW-21 S, MW-21 I and MW-21 D are included on the Site Map as **Figure 3**.



A private utility markout of the planned investigation area was completed by GES subcontractor Blood Hound on September 23, 2019. A public utility markout (MISS Utility #19670732) was requested by SGS on September 26, 2019.

On the initial day of drilling (October 7, 2019) all three locations were "soft dug" using air knife and vacuum extraction techniques, prior to advancing any downhole drilling equipment. Each location was successfully cleared for utilities to five feet (ft) below ground surface (bgs).

Throughout borehole completion and monitoring well installation activities, soils and cuttings were screened with a photoionization detector (PID) which measures the composite vapor concentration of volatile organic compounds (VOCs) emanating from the media. At the beginning of each day, the PID was calibrated with a 100 parts-per-million (ppm) isobutylene gas standard and a fresh air standard (0.0 ppm). Sample depth intervals, lithologic characteristics, and PID readings recorded during drilling activities for MW-21 S, MW-21 I and MW-21 D are presented in corresponding Soil Boring Logs included as **Appendix B**. Pictures of drilling and investigation activities are have been compiled to a Photo Log and are presented as **Appendix A**.

4.1.1 Monitoring Well MW-21 S

Installation and soil sampling of shallow well MW-21-S was completed with a hollow stem auger and sampled with a 2-ft split-spoon. Soil samples were collected, screened and logged continuously from 5 ft bgs to a spoon-refusal depth of 22.75 feet bgs.

In summary, logging records for the MW-21 S soils describe a predominately silty sand saprolite with little to trace parent rock fragments, which indicates a highly weathered, saprolitic overburden zone to at least 22.75 ft bgs. Peak PID values obtained during the screening of MW-21 S occurred at a depth of 21.5 feet bgs, with a measurement of 1.4 ppm.

One soil sample was collected from the MW-21 S boring (21.0-21.75 ft bgs) and was analyzed for a full suite of VOCs via United States Environmental Protection Agency (USEPA) Method 8260B, Total Petroleum Hydrocarbons - Diesel Range Organics (TPH-DRO) via USEPA Method 8015B and Total Petroleum Hydrocarbons - Gasoline Range Organics (TPH-GRO) via USEPA Method 8015B. Upon collection, soils were placed into glass jars, packed on ice and submitted to Eurofins Lancaster Laboratory (Lancaster) of Lancaster, PA. Laboratory analytical results from the MW-21 S soil sample and chain-of-custody documentation are presented in **Appendix C**.

Monitoring well MW-21 S was final-constructed as a 2-inch diameter PVC well with a .010-slot, screen interval set from 10 to 30 ft bgs within an 8-inch borehole. A #1 sand pack was placed in the well annulus from 8 to 30 feet bgs. A #0 choker sand was placed in the annulus from 7 to 8 ft bgs. A layer of hydrated bentonite was placed 6 to 8 ft bgs and the remaining well annulus was grouted to grade with a cement/bentonite slurry from 0.5 to 6 ft bgs. The MW-21 S monitoring well was capped with a locking gripper plug and was finished at grade with a 2 x 2 ft concrete pad and a steel flush-mount manhole cover assembly.



4.1.2 Monitoring Well MW-21 I

Installation of intermediate well MW-21 I was accomplished via air rotary and downhole hammer drilling methods. Grab samples of drill cuttings were collected, logged and screened approximately every 10 to 15 feet to a depth of 40 ft bgs and then approximately every 5 to 10 feet from 40 to 80 feet bgs. Soil samples from MW-21 I were not submitted for laboratory analysis.

Observation of soil cuttings at 30 ft bgs indicated that weathered rock fragments were more prominent in the cutting matrix, suggesting a transition from a saprolitic overburden into a weathered bedrock zone. At 70 ft bgs, cuttings became predominately rock fragments (with reduced sand/silt) suggesting a transition from a weathered bedrock to a competent bedrock zone. At the 79 to 80 ft bgs interval, the driller noted a fracture feature and a noticeable increase in water production. A PID screening of cuttings from the 80 ft bgs interval reached a value of 1.8 ppm, which was the highest PID measurement for this boring. GES confirmed with the MDE, while onsite, that the MW-21 I bore be extend to a total depth of 85 ft bgs to accommodate the observed fracture zone at 79 to 80 ft bgs.

On October 9, 2019, a 40-ft length of 6-inch diameter steel casing was installed into the 10-inch MW-21 I borehole with a grouted annulus from ~0.25 to 40 ft bgs. On October 10, 2019 an open borehole was completed below the 6-inch steel casing, from 40 to 85 ft bgs with a 6-inch air hammer.

Final construction of MW-21 I occurred on December 12, 2019 after downhole geophysical characterization had been completed. It was determined that the original MW-21 I borehole interval from 80 to 85 ft bgs was obstructed. This obstruction was suspected to have resulted from cave-in and/or from grout migration related to the installation of nearby well MW-21 D.

Construction for MW-21 I consisted of 2-inch, .010-slot well screen from 65 to 80 ft bgs with solid PVC riser from near-grade to 65 feet bgs. A #1 sand was placed in the borehole annulus from 63 to 80 ft bgs with #0 choker sand from 62 to 63 ft bgs. A cement/ bentonite grout slurry was pumped via a tremie-pipe from 0.5 to 62 ft bgs. The completed MW-21 I monitoring well was capped with a locking gripper plug and was finished at grade with a 2 x 2 ft concrete pad and a steel flush-mount manhole cover assembly.

4.1.3 Monitoring Well MW-21 D

Installation of deep well MW-21-D was accomplished via air rotary and downhole hammer drilling methods. Grab samples of drill cuttings were collected, logged and screened approximately every 5 to 10 feet.

On October 10, 2019, a 40-ft length, 10-inch diameter steel casing was installed into the 14-inch borehole of MW-21 D with a grouted annulus from ~0.25 to 40 ft bgs.

On October 11, 2019, the MW-21 D borehole was extended below the 10-inch steel casing, from 40 ft bgs to 83 ft bgs, using a 10-inch roller bit. During this stage, the driller noted potential water producing fractures at 66 and 70 ft bgs and a significantly productive fracture at 80 ft bgs. Drilling was temporarily postponed at 83 ft bgs due to excessive water production, which was captured and stored in onsite drums.



Drilling from 83 ft bgs at MW-21 D resumed on October 14, 2019, after GES had arranged for a vacuum truck to support water containment. During advancement of the 10-inch open borehole, a PID reading of 391.8 ppm was recorded for cuttings collected at 90 ft bgs but had reduced to 0.0 ppm for cuttings produced by 100 feet bgs. It was considered that this elevated PID measurement reflected the concentration of groundwater in fractured, competent rock closer to 80 feet but was logged as a 90 feet sample due to cutting return lag to the surface. By the end of October 14, 2019, a 100-ft length, 6-inch steel casing was installed through the 10-inch casing and into the 10-inch underlying borehole, with a grouted annulus from ~0.25 to 100 ft bgs.

On October 15, 2019, the MW-21 D open borehole was completed below the 6-inch steel casing from 100 to 200 ft bgs, using a 6-inch hammer drill bit. The borehole was noticeable “dry” with no significant fracture features or water production (per the driller) until depth of approximately 180 ft bgs, where a yield of <1 gpm was estimated based on fluid return. PID response for the 100 to 200 ft bgs interval was generally 0.0 ppm with a 0.1 ppm value measured at 170 ft bgs and a peak value of 0.2 ppm measured at 180 ft bgs.

Final construction of MW-21 D occurred on December 12, 2019 and consisted of 2-inch, .010-slot well screen from 180 to 200 ft bgs, with solid PVC riser from near-grade to 180 ft bgs. A #1 sand was placed in the borehole annulus from 177 to 200 ft bgs with #0 choker sand from 176 to 177 ft bgs. A cement/ bentonite grout slurry was pumped via a tremie-pipe from 0.5 to 176 ft bgs. The completed MW-21 D monitoring well was capped with a locking gripper plug and was finished at grade with a 2 x 2 ft concrete pad and a steel flush-mount manhole cover assembly.

On December 12, 2019, the three new MW-21 cluster wells were surveyed into the exiting monitoring well network.

On December 13, 2019, wells MW-21 S, MW-21 I and MW- 21 D were developed using a submersible pump until the water was clear of fines and sediment. Development water was captured in properly labelled 55-gallon steel drums and then staged at the Site for pending transport and disposal.

4.2 Groundwater Sampling

On December 20 and 23, 2019, groundwater gauging and sampling activities were completed as part of routine fourth quarter 2019 monitoring event. Groundwater gauging measurements were collected from all active monitoring wells using an oil/water interface probe.

Initial depth to water measurements for new wells MW-21 S, MW-21 I and MW-21 D, gauged December 20, 2019, were 13.43 ft, 14.05 ft and 175.45 ft from top-of-casing, respectively. It was evident, at this time, that well MW-21 D had not fully recharged from well development activities which had occurred on December 13, 2019. The groundwater sample collected from well MW-21 D was performed as a grab. All other wells sampled for the event were first purged three volumes and then sampled upon sufficient recharge.

During fourth quarter 2019 monitoring event, groundwater samples were collected from each well using dedicated disposal bailers and placed in laboratory provided bottleware. All samples were shipped on ice, under chain-of-custody, to SGS Accutest Laboratories of Dayton, New Jersey.



Groundwater samples were submitted for a full suite VOC analysis, plus naphthalene, via EPA Method 8260 and TPH-GRO and TPH-DRO analyses via EPA Method 8015. Groundwater analytical results are summarized in **Table 2** with the laboratory analytical report and chain-of-custody documentation included as **Appendix C**. A more thorough presentation of the December 2019 monitoring event will be provided in the Site Status Report – Fourth Quarter 2019, which will be submitted as separate correspondence.

4.3 Waste Disposal

On December 12, 2020, 42 drums of soil cuttings, generated during the installation of the MW-21 cluster wells, were removed from the Site. The soil drums were loaded and transported by ACV Enviro, an authorized waste-handling contractor, to the approved Soil Safe treatment facility located in Brandywine, Maryland. A copy of the soil disposal manifest is presented in **Appendix D**.

On December 18, 2019, 17 drums of groundwater generated during recent well installation and development activities were removed from the Site. The groundwater drums were loaded and transported to the approved Reco Biotechnology treatment facility located in Richmond, Virginia. A copy of the groundwater disposal manifest is presented in **Appendix D**.

5. SUMMARY OF RESULTS

5.1 Soil Analytical Results

A summary of analytical results obtained from the MW-21 S soil sample, which was collected from the interval of peak PID response (21.0 to 21.75 ft bgs), is included as **Table 1**. Review of MW-21 S analytical results demonstrates detections of benzene, methyl tert-butyl ether (MTBE), tert-butyl alcohol (TBA) and tert-Amyl methyl ether (TAME) at 0.63 J, 117, 205 and 2.9 micrograms per kilogram ($\mu\text{g}/\text{kg}$), respectively. These detections are well below MDE soil cleanup standards for the respective constituents. The laboratory analytical report and chain-of-custody document for the MW-21 S soil sample is included as **Appendix C**.

5.2 Groundwater Analytical Results

A historical summary of analytical results, including results obtained from MW-21 S, MW-21 I and MW-21 D sampled during the fourth quarter 2019 monitoring event, are presented in **Table 2**. Review of **Table 2** indicates the following:

- Benzene exceeded the MDE Groundwater Cleanup Standard for Type I and II Aquifers of 5 micrograms per liter ($\mu\text{g}/\text{L}$), at MW-21 S and MW-21 D, with concentrations of 9.9 and 14.8 $\mu\text{g}/\text{L}$, respectively.
- MTBE exceeded the MDE Groundwater Cleanup Standard for Type I and II Aquifers of 20 $\mu\text{g}/\text{L}$, at MW-21 S, MW-21 I and MW-21 D, with concentrations of 1,790, 3,040 and 1,540 $\mu\text{g}/\text{L}$, respectively.



- TPH-GRO exceeded the MDE Groundwater Cleanup Standard for Type I and II Aquifers of 47 µg/L, at MW-21 S, MW-21 I and MW-21 D, with concentrations of 116, 143 and 166 µg/L, respectively.
- TPH-DRO exceeded the MDE Groundwater Cleanup Standard for Type I and II Aquifers of 47 µg/L, at MW-21 S, MW-21 I and MW-21 D, with concentrations of 2,060, 3,180 and 1,650 µg/L, respectively.

The laboratory analytical report and chain-of-custody documentation for the fourth quarter 2019 monitoring event are included as **Appendix C**. A map of the groundwater analytical results and interpreted direction of groundwater flow, as determined from the fourth quarter 2019 monitoring event, is included as **Figure 4**.

6. DOWNHOLE GEOPHYSICAL CHARACTERIZATION

6.1 Purpose

As stated in the April 19, 2019 Horizontal and Vertical Delineation Work Plan, the purpose of downhole geophysical activities was to identify and characterize potential fractures and water bearing features within the intermediate and deep aquifer zones at the Site. Observations and results obtained during the downhole geophysical testing were used to support the determination of final construction specifications, including appropriate PVC-constructed screen intervals, for the corresponding intermediate and deep monitoring wells MW-21 I and MW-21 D.

6.2 Methodology

Downhole geophysical characterization of the MW-21-I and MW-21-D boreholes was completed from November 17 to 18, 2019 and was performed by GES subcontractor, Earth Data Northeast (EDN).

During the event, a suite of geophysical tools were successively deployed in each of the two boreholes. These tools logged characteristics included fluid temperature, fluid conductivity, borehole width (via caliper), gamma, spontaneous potential, resistance and resistivity (via the “e-log”) and fracture aperture and orientation (via the acoustic tele-viewer).

Based on a field-review of downhole data, zones-of-interest were identified for each borehole. The zones-of-interest were then individually tested for fracture flow, using the heat pulse tool, performed under both ambient (static) and dynamic (pumped) conditions. Typically, three flow measurements were collected at each zone during the heat pulse evaluation. The identified zones-of-interest and corresponding average flow values obtained from each borehole, during heat pulse testing, are presented in a table on the next page.

For reference, the heat pulse tool has range of sensitivity from approximately 0.03 to 1.0 gallons-per-minute (gpm). A positive value indicates the flow is moving “up-borehole” (from the tool) and a negative value indicates flow is “down-borehole”. The submersible pump for both dynamic heat pulse tests performed at MW-21 I and MW-21 D were set 10 feet (ft) above bottom of casing (i.e.



30 ft below grade surface (bgs) for MW-21 I and 90 ft bgs for MW-21 D). Pump rates for dynamic tests conducted at both wells were maintained at 0.5 gpm. Heat pulse results for each zone-of-interest are summarized in the table below and also appear in the EDN geophysical logs for MW-21 I and MW-21 D attached as **Appendix E**.

Table 3 –Summary of Heat Pulse Flow Values

Borehole	Zone-of-Interest (ft bgs)	Average Ambient Flow (gpm)	Average Dynamic Flow (gpm)
MW-21 I	56	-0.030	+0.092
	65	No Flow	+0.030
	73	No Flow	No Flow
	79.5	+0.030	No Flow
MW-21 D	108	+0.031	+0.094
	122	+0.020	+0.019
	143	+0.018	No Flow
	166	+0.030	0.023
	185	+0.025	+0.025
	198	+0.028	No Flow

6.3 Observations and Analysis

Review of field notes collected during the downhole geophysical testing, in conjunction with analysis of the EDN downhole geophysical logs (**Appendix E**) and heat pulse data (**Table 3**), support the following observations:

- The predominate direction of strike for fracture features mapped in both the MW-21 I and MW-21 D boreholes were oriented northeast-southwest with a moderate to highly inclined dip to the northwest.
- Variance of borehole diameter and large fracture apertures apparent in the MW-21 I geophysical log suggest an interval of highly weathered bedrock. A more consistent borehole diameter and reduction of fracture apertures noted in the MW-21 D geophysical log support a competent bedrock interval for this borehole.
- The fracture flow rates measured at various zones-of-interest during the ambient heat pulse tests at MW-21 I and MW-21 D are considered nominal and exist at the lower threshold of the tool's sensitivity. In addition, flow rates obtained during dynamic heat pulse tests conducted at intervals in proximity the pump intake appeared to demonstrate higher flow values (and direction) and are therefore considered bias.
- Drawdown achieved during dynamic heat pulse testing was more significant at MW-21 D (~3.32 ft in 37 minutes.) in comparison to drawdown observed during dynamic tests of MW-21 I (~0.8 ft in 32 minutes). Therefore, the MW-21 I borehole (open from 40 ft bgs to 80 ft bgs) appeared more productive than the MW-21 D borehole (open from 100 ft bgs to 200 ft bgs), at the time of geophysical testing.



- During dynamic heat pulse testing at MW-21 I, a solvent-like odor from the dynamic test purge water was noted. The odor was present but reduced from purge generated during the dynamic testing at MW-21 D.

7. SUMMARY AND CONCLUSION

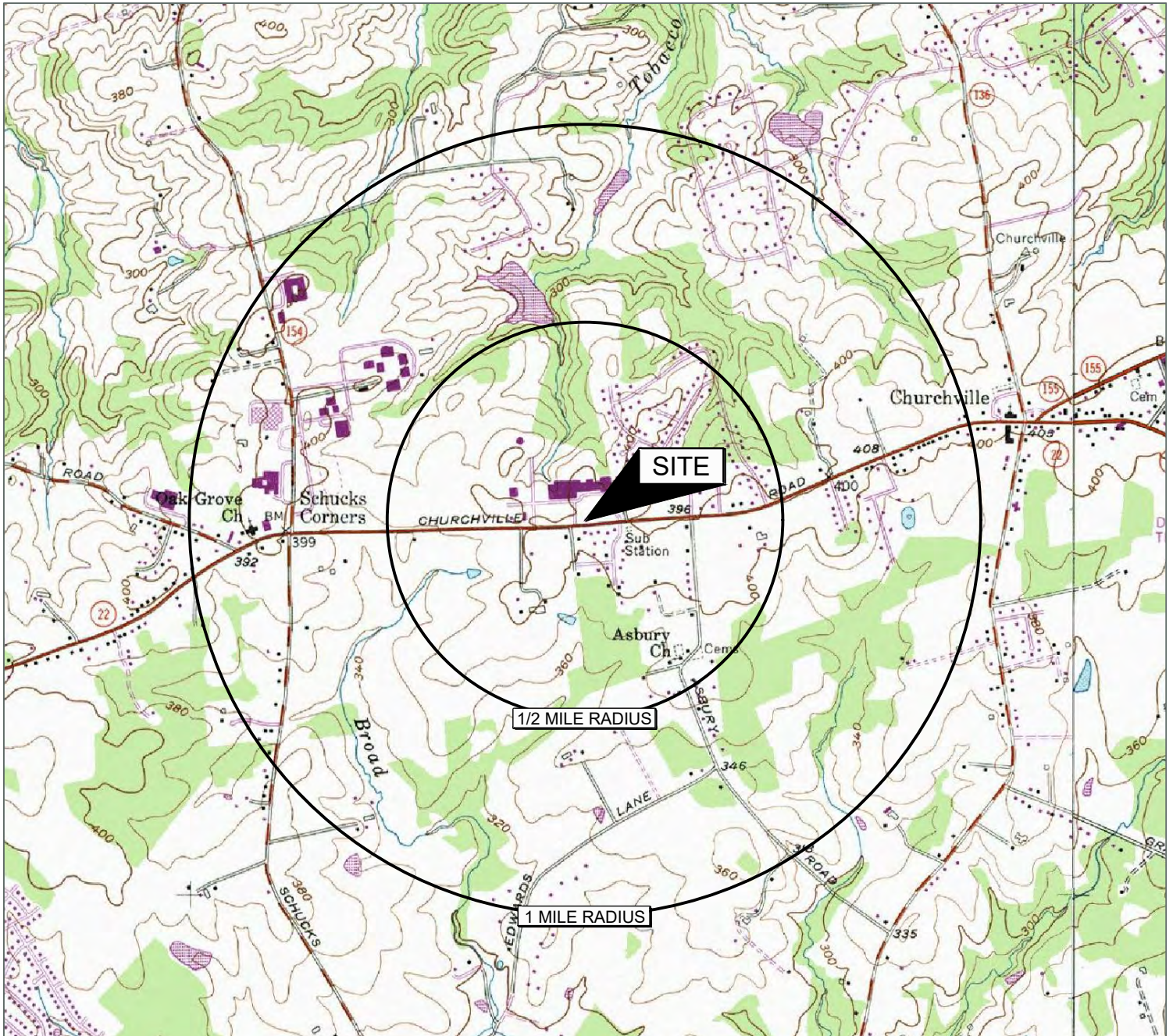
GES recently completed installation of three “cluster” wells (MW-21 S, MW-21 I and MW-21 D) within the Campus Hills Shopping Center, positioned downgradient of the former Xtra Mart service station location, and in proximity to the current La Tolteca restaurant. The MW-21 well cluster is positioned upgradient of potable supply well locations located to the southwest and across Churchville Road., which includes the 1 Meadow Spring Drive residence. The work was performed to further delineate and characterize the horizontal and vertical extent of soil and groundwater impacts at an area downgradient of the Site

Analytical results from soil and groundwater samples collected during recent well installation and the fourth quarter 2019 monitoring activities indicated that detections of benzene and MTBE exist at shallow (≥ 30 ft bgs), intermediate (65 to 80 ft bgs) and deep groundwater intervals (180 to 200 ft bgs) in the MW-21 cluster well area. The groundwater sample for MW-21D was collected as a grab sample as the well had not fully recharged from initial well development activities conducted a week prior. Therefore, the groundwater analytical results for MW-21 D may be biased due to the low volume of water available at the time of sampling.

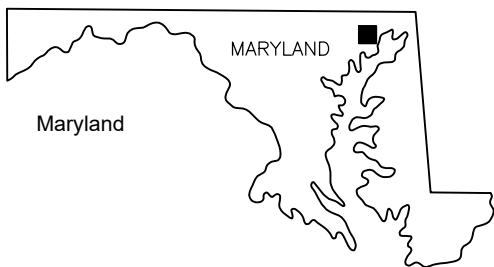
The three new MW-21 cluster wells are now included with the current quarterly monitoring and reporting program for the case. GES, on behalf of Global, will continue to monitor and assess groundwater quality in the downgradient area of the Site, unless otherwise directed by the MDE.



Figures



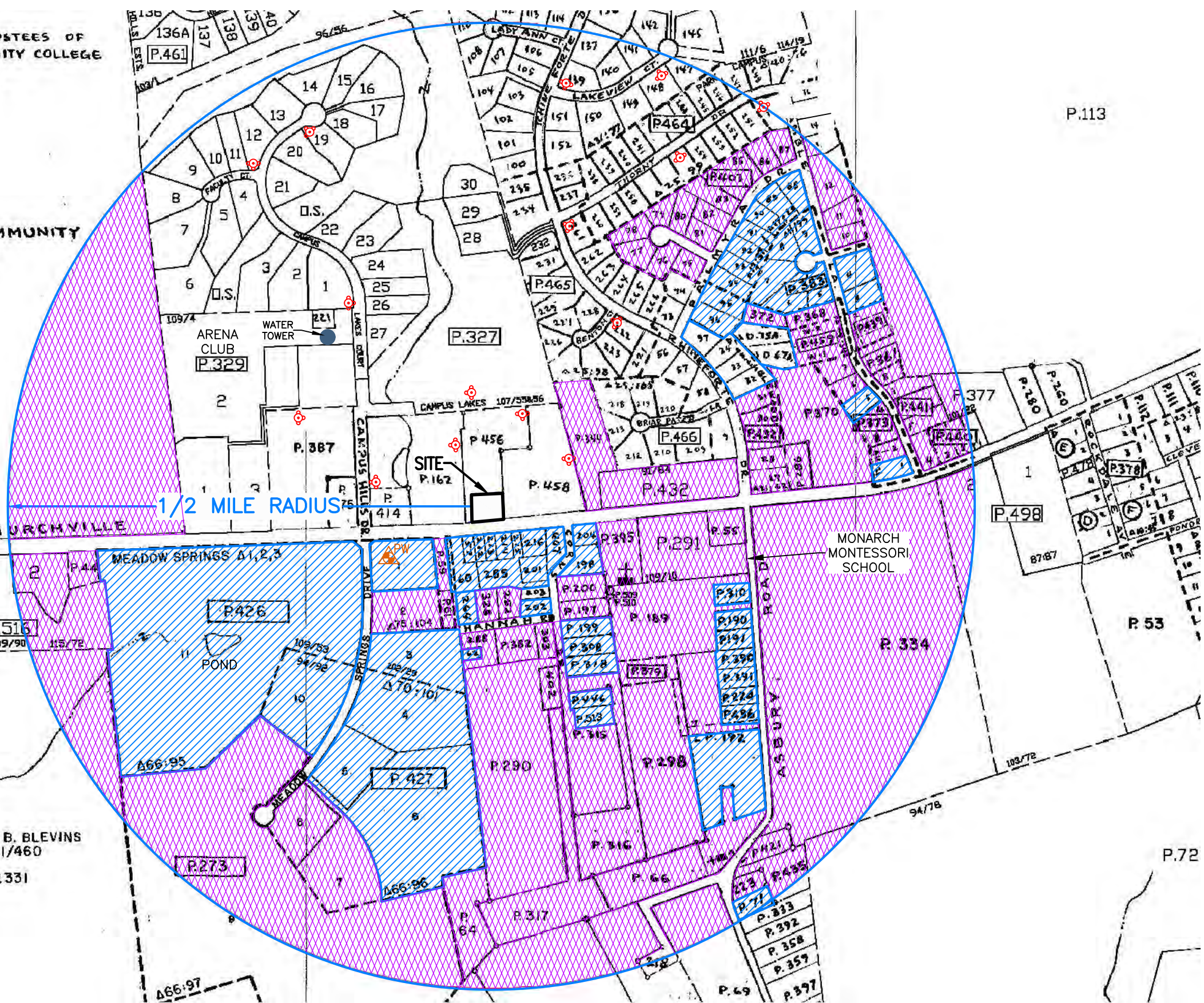
Source:
 USGS 7.5 Minute Series
 Topographic Quadrangle, 1986
 Bel Air, Maryland
 Contour Interval = 20'







Quadrangle Location
 LAT. 093° 33' 19.52" N
 LONG. 076° 16' 22.82" W
 (Approximate Site Coordinates)

Site Location Map	
Bel Air Xtra Fuels 2476 Churchville Road Bel Air, Maryland	
Drawn W.A.W. Designed T.B. Approved A.T.C.	Date 04/11/18 Figure 1
 Scale In Feet 	
 Groundwater & Environmental Services, Inc.	

THE BOARD OF TRUSTEES OF
HARFORD COMMUNITY COLLEGE
608/371
203.00A
P. 45



LEGEND

-  PROPERTY WITH VISUALLY VERIFIED POTABLE WELL
-  FIRE HYDRANT
-  POTABLE WELL VERIFIED BY HARFORD COUNTY DEPARTMENT OF HEALTH
-  POTABLE WELL LOCATION

One Half-Mile Radius Map

Bel Air Xtra Fuels
2476 Churchville Road
Bel Air, Maryland

Drawn
W.A.W.\
Designed
T.B.
Approved
A.T.C.




Date
04/11/18
Figure
2

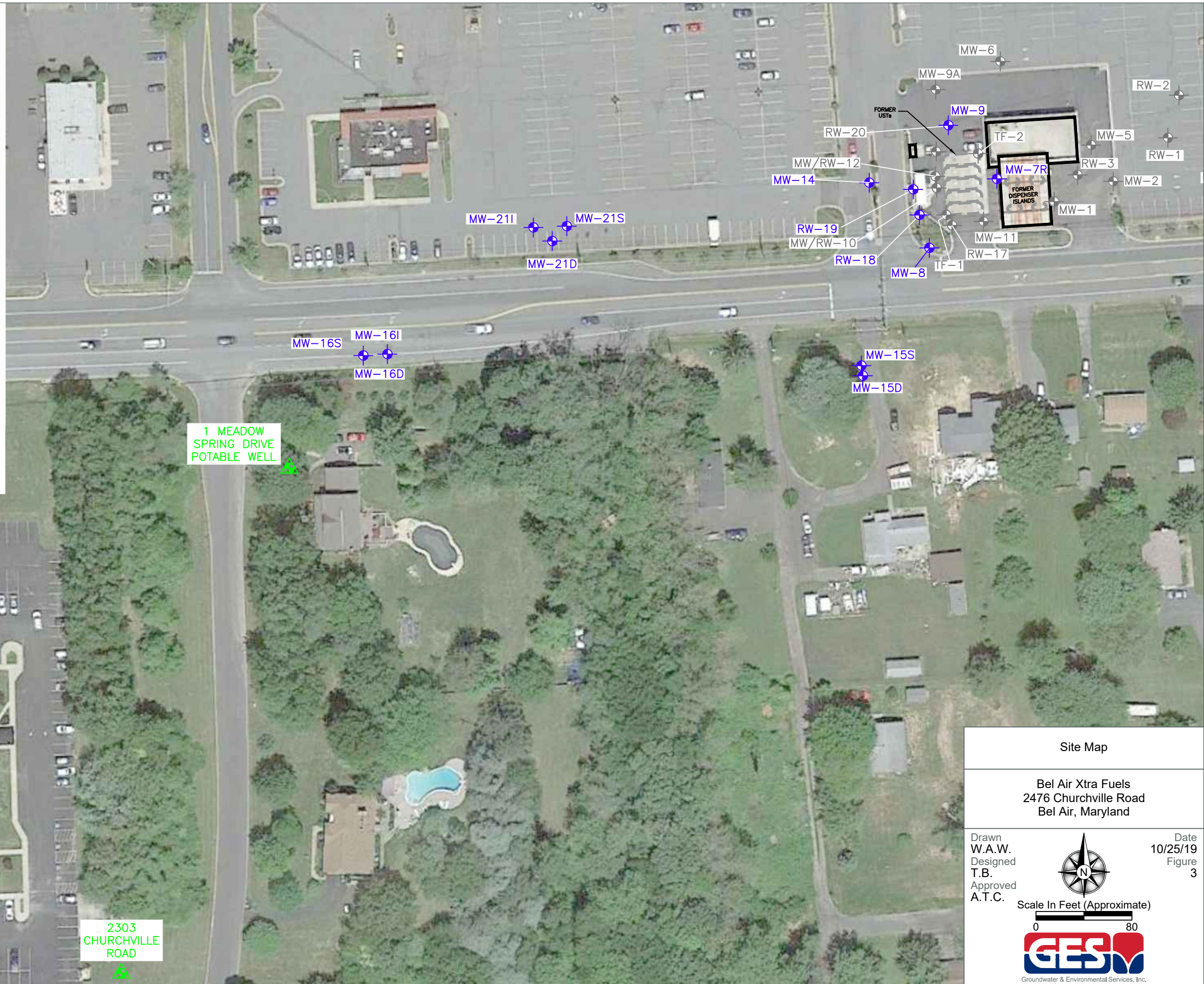


Scale In Feet
0 600






LEGEND

-  MONITORING WELL
-  POTABLE WELL
-  ABANDONED MONITORING WELL



Site Map	
Bel Air Xtra Fuels 2476 Churchville Road Bel Air, Maryland	
Drawn W.A.W. Designed T.B. Approved A.T.C.	Date 10/25/19 Figure 3
	
Scale In Feet (Approximate) 	
	
<small>Groundwater & Environmental Services, Inc.</small>	

LEGEND

-  MONITORING WELL
-  POTABLE WELL
-  ABANDONED MONITORING WELL

383 GROUNDWATER CONTOUR (feet)
DASHED WHERE INFERRED

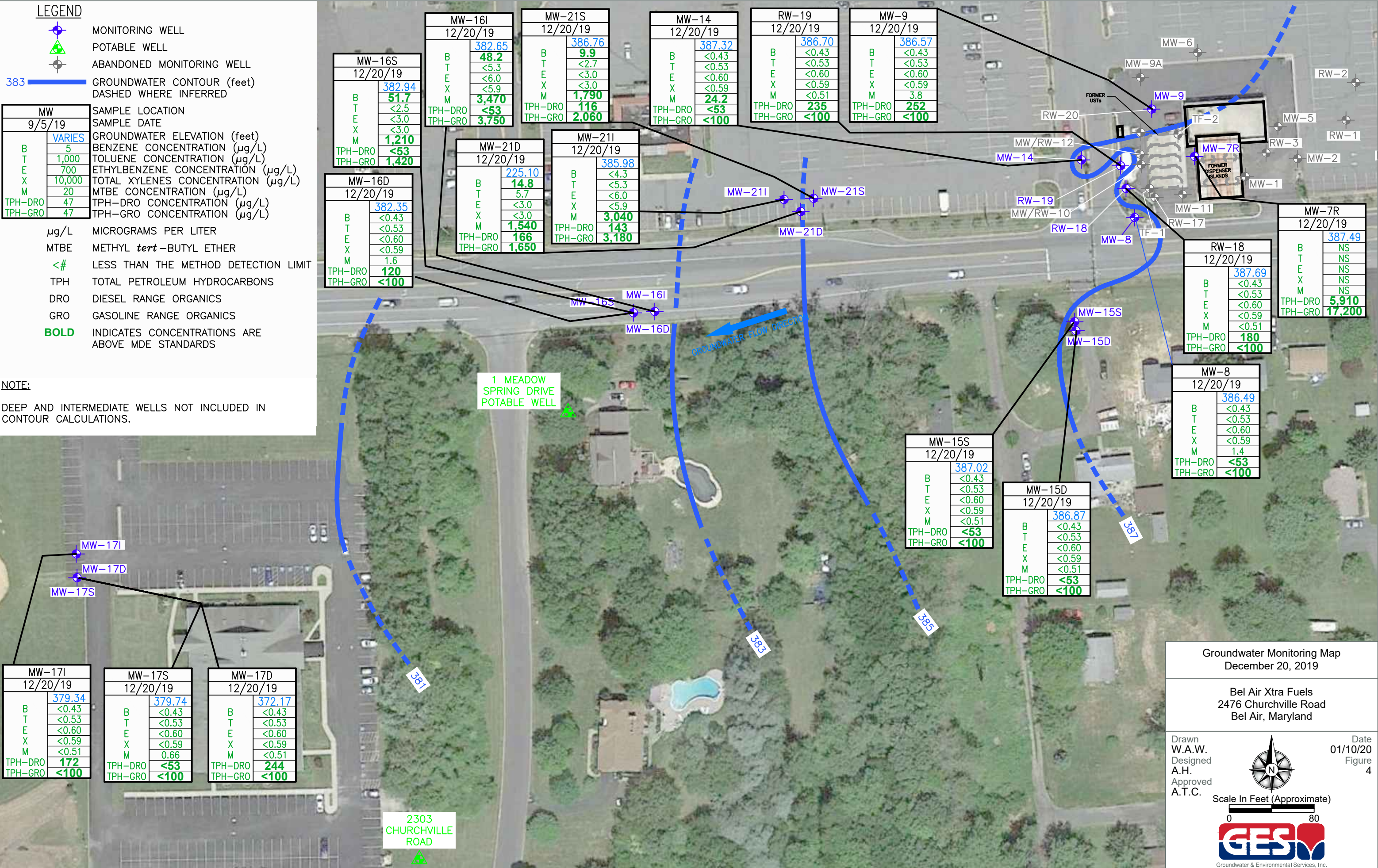
MW	SAMPLE LOCATION
9/5/19	SAMPLE DATE
	GROUNDWATER ELEVATION (feet)
B	VARIES
T	5
E	1,000
X	700
M	10,000
TPH-DRO	20
TPH-GRO	47

BENZENE CONCENTRATION (µg/L)
TOLUENE CONCENTRATION (µg/L)
ETHYLBENZENE CONCENTRATION (µg/L)
TOTAL XYLENES CONCENTRATION (µg/L)
MTBE CONCENTRATION (µg/L)
TPH-DRO CONCENTRATION (µg/L)
TPH-GRO CONCENTRATION (µg/L)

µg/L MICROGRAMS PER LITER
MTBE METHYL *tert*-BUTYL ETHER
<# LESS THAN THE METHOD DETECTION LIMIT
TPH TOTAL PETROLEUM HYDROCARBONS
DRO DIESEL RANGE ORGANICS
GRO GASOLINE RANGE ORGANICS
BOLD INDICATES CONCENTRATIONS ARE ABOVE MDE STANDARDS

NOTE:

DEEP AND INTERMEDIATE WELLS NOT INCLUDED IN CONTOUR CALCULATIONS.



MW	SAMPLE LOCATION
12/20/19	SAMPLE DATE
B	379.34
T	<0.43
E	<0.53
X	<0.60
M	<0.59
TPH-DRO	<0.51
TPH-GRO	172
	<100

MW	SAMPLE LOCATION
12/20/19	SAMPLE DATE
B	379.74
T	<0.43
E	<0.53
X	<0.60
M	<0.59
TPH-DRO	0.66
TPH-GRO	<53
	<100

MW	SAMPLE LOCATION
12/20/19	SAMPLE DATE
B	372.17
T	<0.43
E	<0.53
X	<0.60
M	<0.59
TPH-DRO	<0.51
TPH-GRO	244
	<100

MW	SAMPLE LOCATION
12/20/19	SAMPLE DATE
B	382.94
T	<2.5
E	<3.0
X	<3.0
M	1,210
TPH-DRO	<53
TPH-GRO	1,420

MW	SAMPLE LOCATION
12/20/19	SAMPLE DATE
B	382.35
T	<0.43
E	<0.53
X	<0.60
M	<0.59
TPH-DRO	1.6
TPH-GRO	120
	<100

MW	SAMPLE LOCATION
12/20/19	SAMPLE DATE
B	382.65
T	48.2
E	<5.3
X	<6.0
M	<5.9
TPH-DRO	3,470
TPH-GRO	3,750

MW	SAMPLE LOCATION
12/20/19	SAMPLE DATE
B	385.98
T	<4.3
E	<5.3
X	<6.0
M	<5.9
TPH-DRO	3,040
TPH-GRO	3,180

MW	SAMPLE LOCATION
12/20/19	SAMPLE DATE
B	387.32
T	<0.43
E	<0.53
X	<0.60
M	<0.59
TPH-DRO	24.2
TPH-GRO	<100

MW	SAMPLE LOCATION
12/20/19	SAMPLE DATE
B	386.70
T	<0.43
E	<0.53
X	<0.60
M	<0.59
TPH-DRO	235
TPH-GRO	<100

MW	SAMPLE LOCATION
12/20/19	SAMPLE DATE
B	386.57
T	<0.43
E	<0.53
X	<0.60
M	<0.59
TPH-DRO	3.8
TPH-GRO	252

MW	SAMPLE LOCATION
12/20/19	SAMPLE DATE
B	387.02
T	<0.43
E	<0.53
X	<0.60
M	<0.59
TPH-DRO	<53
TPH-GRO	<100

MW	SAMPLE LOCATION
12/20/19	SAMPLE DATE
B	386.87
T	<0.43
E	<0.53
X	<0.60
M	<0.59
TPH-DRO	<53
TPH-GRO	<100

MW	SAMPLE LOCATION
12/20/19	SAMPLE DATE
B	387.49
T	NS
E	NS
X	NS
M	NS
TPH-DRO	5,910
TPH-GRO	17,200

MW	SAMPLE LOCATION
12/20/19	SAMPLE DATE
B	387.69
T	<0.43
E	<0.53
X	<0.60
M	<0.59
TPH-DRO	<0.51
TPH-GRO	180
	<100

MW	SAMPLE LOCATION
12/20/19	SAMPLE DATE
B	386.49
T	<0.43
E	<0.53
X	<0.60
M	1.4
TPH-DRO	<53
TPH-GRO	<100

MW	SAMPLE LOCATION
12/20/19	SAMPLE DATE
B	387.49
T	<0.43
E	<0.53
X	<0.60
M	1.4
TPH-DRO	<53
TPH-GRO	<100

MW	SAMPLE LOCATION
12/20/19	SAMPLE DATE
B	387.02
T	<0.43
E	<0.53
X	<0.60
M	<0.59
TPH-DRO	<53
TPH-GRO	<100

MW	SAMPLE LOCATION
12/20/19	SAMPLE DATE
B	386.87
T	<0.43
E	<0.53
X	<0.60
M	<0.59
TPH-DRO	<53
TPH-GRO	<100

MW	SAMPLE LOCATION
12/20/19	SAMPLE DATE
B	387.49
T	NS
E	NS
X	NS
M	NS
TPH-DRO	5,910
TPH-GRO	17,200

MW	SAMPLE LOCATION
12/20/19	SAMPLE DATE
B	387.69
T	<0.43
E	<0.53
X	<0.60
M	<0.59
TPH-DRO	<0.51
TPH-GRO	180
	<100

MW	SAMPLE LOCATION
12/20/19	SAMPLE DATE
B	386.49
T	<0.43
E	<0.53
X	<0.60
M	1.4
TPH-DRO	<53
TPH-GRO	<100

MW	SAMPLE LOCATION
12/20/19	SAMPLE DATE
B	387.02
T	<0.43
E	<0.53
X	<0.60
M	<0.59
TPH-DRO	<53
TPH-GRO	<100

MW	SAMPLE LOCATION
12/20/19	SAMPLE DATE
B	386.87
T	<0.43
E	<0.53
X	<0.60
M	<0.59
TPH-DRO	<53
TPH-GRO	<100

MW	SAMPLE LOCATION
12/20/19	SAMPLE DATE
B	387.49
T	NS
E	NS
X	NS
M	NS
TPH-DRO	5,910
TPH-GRO	17,200

MW	SAMPLE LOCATION
12/20/19	SAMPLE DATE
B	387.69
T	<0.43
E	<0.53
X	<0.60
M	<0.59
TPH-DRO	<0.51
TPH-GRO	180
	<100

MW	SAMPLE LOCATION
12/20/19	SAMPLE DATE
B	386.49
T	<0.43
E	<0.53
X	<0.60
M	1.4
TPH-DRO	<53
TPH-GRO	<100

MW	SAMPLE LOCATION
12/20/19	SAMPLE DATE
B	387.02
T	<0.43
E	<0.53
X	<0.60
M	<0.59
TPH-DRO	<53
TPH-GRO	<100

MW	SAMPLE LOCATION
12/20/19	SAMPLE DATE
B	386.87
T	<0.43
E	<0.53
X	<0.60
M	<0.59
TPH-DRO	<53
TPH-GRO	<100

MW	SAMPLE LOCATION
12/20/19	SAMPLE DATE
B	387.49
T	NS
E	NS
X	NS
M	NS
TPH-DRO	5,910
TPH-GRO	17,200

MW	SAMPLE LOCATION
12/20/19	SAMPLE DATE
B	387.69
T	<0.43
E	<0.53
X	<0.60
M	<0.59
TPH-DRO	<0.51
TPH-GRO	180
	<100

MW	SAMPLE LOCATION
12/20/19	SAMPLE DATE
B	386.49
T	<0.43
E	<0.53
X	<0.60
M	1.4
TPH-DRO	<53
TPH-GRO	<100

MW	SAMPLE LOCATION
12/20/19	SAMPLE DATE
B	387.02
T	<0.43
E	<0.53
X	<0.60
M	<0.59
TPH-DRO	<53
TPH-GRO	<100

MW	SAMPLE LOCATION
12/20/19	SAMPLE DATE
B	386.87
T	<0.43
E	<0.53
X	<0.60
M	<0.59
TPH-DRO	<53
TPH-GRO	<100

MW	SAMPLE LOCATION
12/20/19	SAMPLE DATE
B	387.49
T	NS
E	NS
X	NS
M	NS
TPH-DRO	5,910
TPH-GRO	17,200

MW	SAMPLE LOCATION
12/20/19	SAMPLE DATE
B	387.69
T	<0.43
E	<0.53
X	<0.60
M	<0.59
TPH-DRO	<0.51
TPH-GRO	180
	<100

MW	SAMPLE LOCATION
12/20/19	SAMPLE DATE
B	386.49
T	<0.43
E	<0.53
X	<0.60
M	1.4
TPH-DRO	<53
TPH-GRO	<100

MW	SAMPLE LOCATION
12/20/19	SAMPLE DATE
B	387.02
T	<0.43
E	<0.53
X	<0.60
M	<0.59
TPH-DRO	<53
TPH-GRO	<100

MW	SAMPLE LOCATION
12/20/19	SAMPLE DATE
B	386.87
T	<0.43
E	<0.53
X	<0.60
M	<0.59
TPH-DRO	<53
TPH-GRO	<100

MW	SAMPLE LOCATION
12/20/19	SAMPLE DATE
B	387.49
T	



Tables

Soil Analytical Data Summary

Former Bel Air Xtra Fuels
2476 Churchville Road
Bel Air, Maryland

Sample Location	Date	PID Reading (ppm)	Depth (fbg)	Benzene (mg/kg)	tert-butyl alcohol (mg/kg)	MTBE (mg/kg)	t-amyl methyl ether (mg/kg)	TPH-GRO (mg/kg)
MDE Residential Soil Clean-Up Standards				1.2	-	47	-	230
MDE Non-Residential Soil Clean-Up Standards				5.1	-	210	-	620
MW-21S	10/08/19	1.4	21-21.75	0.00063	.205	0.117	0.0029	<5.3

Notes:

PID = Photoionization detector

ppm = parts per million

mg/kg = Milligram per kilogram

<# = Non-Detect, the reporting limit is given

fbg = Feet below grade

MTBE = methyl tertiary butyl ether

TPH-DRO = Total Petroleum Hydrocarbons - Diesel Range Organics

- = no standard available

Clean up standards based on October 2018 MDE Interim Final Guidance Document

Only laboratory detected constituents are included in the Soil Data Summary.

Table 2



GROUNDWATER ANALYTICAL DATA SUMMARY

Former Bel Air Xtra Fuels
2476 Churchville Rd
Bel Air, Maryland

Monitoring Well	Date	Top of Casing (ft)	Depth to Water (ft)	GW Elevation (ft)	Depth to Product (ft)	Benzene (µg/L)	Toluene (µg/L)	Ethylbenzene (µg/L)	Total Xylenes (µg/L)	MTBE (µg/L)	TPH-DRO (µg/L)	TPH-GRO (µg/L)
GW Clean-up Standards for Type I and II Aquifers						5	1,000	700	10,000	20	47	47
MW-1	01/15/01	403.01	-	-	-	13,000	11,000	1,300	9,700	8,400	11,000	89,000
	04/25/05	403.01	10.94	392.07	-	3,700	8,000	1,700	13,000	650	-	-
	05/04/05	403.01	11.06	391.95	-	-	-	-	-	-	-	-
	12/14/05	403.01	15.41	387.60	-	0.7	1.4	0.57	24	0.78	3,760	841
	03/07/06	403.01	12.98	390.03	-	130	266	57.6	230	104	-	-
	06/08/06	403.01	15.51	387.50	-	-	-	-	-	-	-	-
	09/12/06	403.01	14.40	388.61	-	4.6	<1.0	<1.0	<1.0	246	0	-
	12/05/06	403.01	13.07	389.94	-	11.8	4.9	3.9	8.3	25.1	526	240
	03/07/07	403.01	12.80	390.21	-	0.82 J	0.68 J	0.20 J	1.1	<1.0	-	-
	07/06/07	403.01	13.75	389.26	-	1.2	1.7	1.9	4.9	1.2	1,540	<200
	09/13/07	403.01	16.20	386.81	-	<1.0	<1.0	<1.0	<1.0	0.77 J	-	-
	12/20/07	403.01	18.10	384.91	-	-	-	-	-	-	-	-
	03/17/08	403.01	15.51	387.50	-	0.44 J	1.9	1.1	13.0	5.1	-	-
06/10/08	403.01	14.55	388.46	-	5.2	2.0	0.89 J	2.0	4.3	833	<200	
11/19/09	403.01	14.80	388.21	-	-	-	-	-	-	-	-	
12/28/09	403.01	14.80	388.21	-	-	-	-	-	-	-	-	
Abandoned												
MW-2	01/15/01	403.40	-	-	-	<2.0	<2.0	<2.0	<2.0	13	<600	<200
	04/25/05	403.40	10.67	392.73	-	4.0	5.0	8.0	21	2.0	-	-
	05/04/05	403.40	11.50	391.90	-	-	-	-	-	-	-	-
	12/14/05	403.40	15.66	387.74	-	2.2	5.0	6.5	11.4	3.4	8,400	<200
	03/07/06	403.40	8.71	394.69	-	-	-	-	-	-	-	-
	06/08/06	403.40	14.78	388.62	-	-	-	-	-	-	-	-
	12/05/06	403.40	13.11	390.29	-	3.5	17.2	4.6	5.6	0.44	620	ND(200)
	03/07/07	403.40	12.28	391.12	-	-	-	-	-	-	-	-
	07/06/07	403.40	9.61	393.79	-	<1.0	2.7	<1.0	<1.0	<1.0	1,660	<200
	09/13/07	403.40	15.11	388.29	-	-	-	-	-	-	-	-
	12/20/07	403.40	18.63	384.77	-	-	-	-	-	-	-	-
	03/17/08	403.40	12.75	390.65	-	-	-	-	-	-	-	-
	06/10/08	403.40	14.05	389.35	-	<1.0	1.1	<1.0	<1.0	<1.0	2,080	<200
11/19/09	403.40	14.10	389.30	-	-	-	-	-	-	-	-	
12/28/09	403.40	14.10	389.30	-	-	-	-	-	-	-	-	
Abandoned												
MW-3	01/15/01	403.71	-	-	-	<1.0	<1.0	<1.0	<1.0	3.0	<500	<100
	04/25/05	403.71	11.46	392.25	-	<0.5	<0.7	<0.8	<0.8	2.0	-	-
	05/04/05	403.71	11.73	391.98	-	-	-	-	-	-	-	-
	12/14/05	403.71	16.11	387.60	-	<1.0	<1.0	<1.0	<1.0	<1.0	<100	<200
	03/07/06	403.71	13.47	390.24	-	-	-	-	-	-	-	-
	06/08/06	403.71	15.13	388.58	-	-	-	-	-	-	-	-
	12/05/06	403.71	13.47	390.24	-	ND(1.0)	ND(1.0)	ND(1.0)	ND(1.0)	2.1	ND(110)	ND(200)
	03/07/07	403.71	13.23	390.48	-	-	-	-	-	-	-	-
	07/06/07	403.71	14.46	389.25	-	<1.0	<1.0	<1.0	<1.0	0.35 J	<100	<200
	09/13/07	403.71	16.98	386.73	-	-	-	-	-	-	-	-
	12/20/07	403.71	18.80	384.91	-	-	-	-	-	-	-	-
	03/17/08	403.71	16.31	387.40	-	-	-	-	-	-	-	-
	06/10/08	403.71	15.10	388.61	-	<1.0	<1.0	<1.0	<1.0	0.36 J	212	<200
11/19/09	403.71	14.74	388.97	-	-	-	-	-	-	-	-	
12/28/09	403.71	14.74	388.97	-	-	-	-	-	-	-	-	
04/23/10	403.71	10.10	393.61	-	-	-	-	-	-	-	-	
Abandoned												
MW-4	01/15/01	402.12	-	-	-	<1.0	<1.0	<1.0	<1.0	<1.0	<500	<100
	04/25/05	402.12	10.07	392.05	-	-	-	-	-	-	-	-

Table 2



GROUNDWATER ANALYTICAL DATA SUMMARY

Former Bel Air Xtra Fuels
2476 Churchville Rd
Bel Air, Maryland

Monitoring Well	Date	Top of Casing (ft)	Depth to Water (ft)	GW Elevation (ft)	Depth to Product (ft)	Benzene (µg/L)	Toluene (µg/L)	Ethylbenzene (µg/L)	Total Xylenes (µg/L)	MTBE (µg/L)	TPH-DRO (µg/L)	TPH-GRO (µg/L)
GW Clean-up Standards for Type I and II Aquifers						5	1,000	700	10,000	20	47	47
MW-4 cont.	05/04/05	402.12	10.31	391.81	-	-	-	-	-	-	-	-
	03/07/06	402.12	NR	-	-	-	-	-	-	-	-	-
Abandoned												
MW-5	01/15/01	403.10	-	-	-	150	25	11	150	1,500	2,700	5,400
	04/25/05	403.10	11.32	391.78	-	-	-	-	-	-	-	-
	05/04/05	403.10	11.51	391.59	-	11	<0.7	<0.8	<0.8	300	-	-
	12/14/05	403.10	15.75	387.35	-	7.5	0.39	0.92	1.6	186	597	543
	03/07/06	403.10	13.27	389.83	-	-	-	-	-	-	-	-
	06/08/06	403.10	14.70	388.40	-	-	-	-	-	-	-	-
	12/05/06	403.10	13.31	389.79	-	18.2	ND(2.5)	3.9	5.1	280	194	478
	03/07/07	403.10	13.00	390.10	-	-	-	-	-	-	-	-
	07/06/07	403.10	14.00	389.10	-	18.1	<2.0	<2.0	1.3 J	729	314	846
	09/13/07	403.10	16.41	386.69	-	-	-	-	-	-	-	-
	12/20/07	403.10	18.20	384.90	-	-	-	-	-	-	-	-
	03/17/08	403.10	15.97	387.13	-	-	-	-	-	-	-	-
06/10/08	403.10	14.72	388.38	-	6.6	<1.0	<1.0	<1.0	78.9	291	213	
11/19/09	403.10	14.50	388.60	-	-	-	-	-	-	-	-	
12/28/09	403.10	14.50	388.60	-	-	-	-	-	-	-	-	
Abandoned												
MW-6	04/25/05	400.13	8.68	391.45	-	-	-	-	-	-	-	-
	05/04/05	400.13	8.77	391.36	-	<3.0	<4.0	<4.0	<5.0	6,400	-	-
	03/07/06	400.13	NR	-	-	-	-	-	-	-	-	-
	06/08/06	400.13	11.85	388.28	-	-	-	-	-	-	-	-
	09/12/06	400.13	11.00	389.13	-	<1.0	<1.0	<1.0	<1.0	380	-	-
	12/05/06	400.13	10.60	389.53	-	ND(10)	ND(10)	ND(10)	ND(10)	1,130	ND(110)	102
	03/07/07	400.13	10.16	389.97	-	<1.0	<1.0	<1.0	<1.0	<1.0	-	-
	07/06/07	400.13	10.97	389.16	-	10.7	<10	<10	<10	3,050	<100	2,530
	09/13/07	400.13	13.10	387.03	-	<1.0	<1.0	<1.0	<1.0	30.0	-	-
	12/20/07	400.13	14.90	385.23	-	-	-	-	-	-	-	-
	03/17/08	400.13	12.95	387.18	-	<1.0	<1.0	<1.0	<1.0	26.3	-	-
	06/10/08	400.13	11.69	388.44	-	<1.0	<1.0	<1.0	<1.0	151	<100	273
11/19/09	400.13	11.55	388.58	-	-	-	-	-	-	-	-	
12/28/09	400.13	11.55	388.58	-	-	-	-	-	-	-	-	
Abandoned												
MW-7	01/15/01	402.73	-	-	-	1,600	4,600	450	9,700	220,000	30,000	190,000
	04/25/05	402.73	10.88	391.85	-	2,000	9,600	2,000	18,000	84,000	-	-
	05/04/05	402.73	10.91	391.82	-	-	-	-	-	-	-	-
	12/14/05	402.73	15.21	387.52	-	-	-	-	-	-	-	-
	03/07/06	402.73	12.80	389.93	-	2,600	12,800	2,690	23,300	31,400	-	-
	06/08/06	402.73	14.15	388.58	-	-	-	-	-	-	-	-
	09/12/06	402.73	13.92	388.81	-	1,180	7,530	1,820	17,500	40,200	-	-
	12/05/06	402.73	12.88	389.85	-	1,640	7,150	1,820	15,400	26,100	13.2	100
	03/07/07	402.73	12.55	390.18	-	654	4,700	1,060	9,910	21,400	-	-
	07/06/07	402.73	13.46	389.27	-	874	3,900	1,250	10,100	24,400	13,700	65,600
	09/13/07	402.73	15.80	386.93	-	1,170	9,360	1,480	12,200	26,100	-	-
	12/20/07	402.73	17.18	385.55	-	-	-	-	-	-	-	-
	03/17/08	402.73	15.52	387.21	-	637	2,420	933	11,400	16,600	-	-
	06/10/08	402.73	14.25	388.48	-	1,500	6,400	843	12,200	31,000	23,300	77,800
	11/19/09	402.73	14.52	388.21	-	-	-	-	-	-	-	-
	12/28/09	402.73	11.91	390.82	-	398	1,970	995	5,600	4,950A	-	36,200
	02/15/10	402.73	11.72	391.01	-	1,000	3,410	1,550	9,340	5,000	8,350	48,700
04/23/10	402.73	10.10	392.63	-	863	2,720	1,660	10,400	4,390	43.2	15.5	
04/11/11	402.73	13.08	389.65	-	867	2,560	1,750	7,460	1,590	17,400	50,800	
09/12/11	402.73	14.25	388.48	-	336	1,360	1,210	4,540	771	24,800	28,300	

Table 2



GROUNDWATER ANALYTICAL DATA SUMMARY

Former Bel Air Xtra Fuels
2476 Churchville Rd
Bel Air, Maryland

Monitoring Well	Date	Top of Casing (ft)	Depth to Water (ft)	GW Elevation (ft)	Depth to Product (ft)	Benzene (µg/L)	Toluene (µg/L)	Ethylbenzene (µg/L)	Total Xylenes (µg/L)	MTBE (µg/L)	TPH-DRO (µg/L)	TPH-GRO (µg/L)
GW Clean-up Standards for Type I and II Aquifers						5	1,000	700	10,000	20	47	47
MW-7 cont.	12/23/11	402.73	12.98	389.75	-	141	346	942	3,730	362	13,100	22,800
	03/26/12	402.73	13.16	389.57	-	246	442	1,310	4,430	340	15,900	33,200
	06/21/12	402.73	14.28	388.45	-	144	322	1,160	3,320	342	13,800	18,900
	09/17/12	402.73	16.58	386.15	-	144	253	1,070	2,750	254	15,100	14,500
	03/13/13	402.73	15.50	387.23	-	170	63.3	623	1,690	1,730	16,300	11,600
	06/19/13	402.73	14.22	388.51	-	117	31.8	459	570	1,020	10,100	12,100
	09/12/13	402.73	15.50	387.23	-	50.4	33	646	449	396	8,000	11,300
	12/05/13	402.73	17.33	385.40	-	26.8	18.9	308	87.7	258	4,110	6,200
	03/12/14	402.73	13.90	388.83	-	57.7	542	697	2,760	92.7	16,200	13,500
	06/03/14	402.73	11.45	391.28	-	95.3	349	1,140	3,810	417	30,800	8,730
	09/03/14	402.73	14.41	388.32	-	13.3	21.1	553	709	178	11,300	4,890
	12/11/14	402.73	13.58	389.15	-	6.1	15.3	552	352	82.4	9,730	6,680
	03/04/15	402.73	13.58	389.15	-	6.4	58.1	469	870	95.5	8,920	8,420
	06/04/15	402.73	13.21	389.52	-	3.20	40.90	278.00	643	46.60	6,810	4,650
	09/04/15	402.73	13.66	389.07	-	2.50	10.30	37.30	380	57.50	4,720	3,920
12/16/15	402.73	15.77	386.96	-	2.40	10.60	417	234	21.50	5,510	1,490	
03/22/16	402.73	12.77	389.96	-	ND	22.90	455	461	40.10	7,360	4,980	
06/01/16	402.73	13.21	389.52	-	0.86	6.40	192	185	19.70	4,320	3,440	
Abandoned												
MW-7R	02/09/17	402.76	18.06	384.70	-	80.5	555	2,380	9,420	574	9,460	41,200
	05/17/17	402.76	16.30	386.46	-	70	156	1,970	7,880	512	12,100	38,700
	08/24/17	402.76	16.05	386.71	-	16.3	70.3	2,510	7,270	248	10,900	41,000
	11/20/17	402.76	17.47	385.29	-	13.2	88.4	2,500	5,680	188	11,600	32,500
	03/05/18	402.76	16.92	385.84	-	75.5	530	2,460	7,780	605	12,100	37,500
	05/30/18	402.76	14.45	388.31	-	30.9	442	1,900	5,700	334	6,340	31,100
	08/30/18	402.76	13.80	388.96	-	11.7	172	1,890	4,860	178	9,160	28,100
	11/20/18	402.76	11.77	390.99	-	6.9	30	1,740	4,030	145	4,860	21,500
	02/21/19	402.76	9.78	392.98	-	3.0	29.9	1,510	3,870	88.1	5,060	23,600
	05/16/19	402.76	10.18	392.58	-	<2.1	28.8	1,060	3,020	73.6	2,190	18,800
	09/05/19	402.76	13.08	389.68	-	<4.3	15.8	1,250	1,840	<5.1	3,680	15,000
	12/23/19	402.76	15.27	387.49	-	-	-	-	-	-	5,910	17,200
01/09/20	402.76	14.98	387.78	-	3.3	34.8	1,560	1,960	45.4	-	-	
MW-8	12/08/93	401.13	-	-	-	900	170	35	140	290	-	-
	01/27/95	401.13	-	-	-	722	13	6	16	120	-	-
	06/14/95	401.13	-	-	-	610	<5	<5	<5	62	-	-
	09/14/95	401.13	-	-	-	310	<5	<5	<5	140	-	-
	01/02/96	401.13	-	-	-	870	40	19	126	1,400	-	-
	10/02/96	401.13	-	-	-	290	<10	<10	<30	<100	-	-
	02/25/97	401.13	-	-	-	430	<5	9	49	250	-	-
	05/28/97	401.13	-	-	-	170	<5	6	<15	160	-	-
	08/21/97	401.13	-	-	-	229	<2	<2	<4	109	-	-
	12/22/97	401.13	-	-	-	68	2	4	22	186	-	-
	03/25/98	401.13	-	-	-	50	<5	<5	<15	66	-	-
	06/26/98	401.13	-	-	-	21	<5	<5	<15	29	-	-
	09/30/98	401.13	-	-	-	18	<2	<2	<6	43	-	-
	12/29/98	401.13	-	-	-	50	17	5	18	57	-	-
	04/01/99	401.13	-	-	-	85	29	<5	22	37	-	-
	07/12/99	401.13	-	-	-	86	6	1	9	50	-	-
	10/29/99	401.13	-	-	-	57	<10	<10	<30	501	-	-
	02/28/00	401.13	-	-	-	70	<10	<10	<30	59	-	-
05/25/00	401.13	-	-	-	144	<10	<10	<20	530	-	-	
09/25/00	401.13	-	-	-	27	<2	<2	<4	62	-	-	
09/12/11	401.13	13.83	387.30	-	0.56 J	<0.15	<0.21	<0.17	54.9	<3.5	<16	
12/23/11	401.13	12.50	388.63	-	31.4	0.42 J	3.8	23.2	299	190	627	

Table 2



GROUNDWATER ANALYTICAL DATA SUMMARY

Former Bel Air Xtra Fuels
2476 Churchville Rd
Bel Air, Maryland

Monitoring Well	Date	Top of Casing (ft)	Depth to Water (ft)	GW Elevation (ft)	Depth to Product (ft)	Benzene (µg/L)	Toluene (µg/L)	Ethylbenzene (µg/L)	Total Xylenes (µg/L)	MTBE (µg/L)	TPH-DRO (µg/L)	TPH-GRO (µg/L)
GW Clean-up Standards for Type I and II Aquifers						5	1,000	700	10,000	20	47	47
MW-8 cont.	03/26/12	401.13	12.68	388.45	-	14.9	<0.15	<0.21	5.4	245	714	620
	06/21/12	401.13	13.87	387.26	-	5.1	<0.23	<0.23	1.5	131	175	238
	09/17/12	401.13	16.22	384.91	-	9.9	<0.23	<0.23	2.4	250	194	397
	03/13/13	401.13	15.12	386.01	-	0.72	ND	ND	0.93	130	226	ND
	06/20/13	401.13	13.81	387.32	-	0.25 J	ND	ND	ND	62.2	ND	ND
	09/12/13	401.13	15.04	386.09	-	36.6	11.5	29.9	70.9	155	768	349
	12/06/13	401.13	16.95	384.18	-	68.4	0.58 J	12.5	43	169	1,060	509
	03/11/14	401.13	13.48	387.65	-	111	0.67 J	2.3	26.3	360	1,570	1,360
	06/03/14	401.13	11.01	390.12	-	12.3	ND	0.45 J	5.9	157	562	393
	09/04/14	401.13	13.94	387.19	-	24.6	1.7	7.3	28.1	153	788	306
	12/11/14	401.13	13.46	387.67	-	44.6	2.9	15.8	52.2	205	1,190	962
	03/04/15	401.13	13.22	387.91	-	ND	ND	ND	ND	21	ND	ND
	06/04/15	401.13	12.79	388.34	-	22.9	0.89 J	4.3	33	175	561	456
	09/04/15	401.13	13.25	387.88	-	35.2	0.73 J	3.8	39.1	156	662	598
	12/16/15	401.13	15.38	385.75	-	46.4	2	17.5	97.1	174	912	1,210
	03/22/16	401.13	12.37	388.76	-	20.4	0.37 J	5.7	30.3	150	654	947
	06/01/16	401.13	12.80	388.33	-	14.8	ND	3.4	29.4	91.8	457	514
	11/29/16	401.13	18.21	382.92	-	INSUFFICIENT WATER TO COLLECT SAMPLE						
	02/09/17	401.13	17.47	383.66	-	INSUFFICIENT WATER TO COLLECT SAMPLE						
	05/17/17	401.13	15.67	385.46	-	0.93	<0.23	<0.21	0.95 J	36.1	<64	128 J
	08/24/17	401.13	15.45	385.68	-	<0.17	<0.25	<0.22	<0.22	4.9	<83	<100
	11/20/17	401.13	16.88	384.25	-	<0.17	<0.25	<0.22	<0.22	1.4	<83	<100
	03/05/18	401.13	16.46	384.67	-	<0.17	<0.25	<0.22	<0.22	0.86	143	<100
05/30/18	401.13	13.73	387.40	-	NS	NS	NS	NS	NS	NS	NS	
08/30/18	401.13	13.12	388.01	-	NS	NS	NS	NS	NS	NS	NS	
11/20/18	401.13	10.93	390.20	-	<0.43	<0.53	<0.60	<0.59	<0.51	<53	<100	
02/21/19	401.13	8.88	392.25	-	NS	NS	NS	NS	NS	NS	NS	
05/16/19	401.13	9.27	391.86	-	NS	NS	NS	NS	NS	NS	NS	
09/05/19	401.13	12.34	388.79	-	NS	NS	NS	NS	NS	NS	NS	
12/20/19	401.13	14.64	386.49	-	<0.43	<0.53	<0.60	<0.59	1.4	<53	<100	
MW-9A	04/25/05	400.00	8.61	391.39	-	-	-	-	-	-	-	-
	05/04/05	400.00	8.65	391.35	-	5.0	12	<8.0	<8.0	16,000	-	-
	03/07/06	400.00	10.25	389.75	-	-	-	-	-	-	-	-
	06/08/06	400.00	DRY	-	-	-	-	-	-	-	-	-
	12/05/06	400.00	10.37	389.63	-	ND(1.0)	ND(1.0)	ND(1.0)	ND(1.0)	602	307	917
	03/07/07	400.00	9.99	390.01	-	-	-	-	-	-	-	-
	07/06/07	400.00	10.72	389.28	-	<100	<100	<100	<100	24,100	193	19,800
	09/13/07	400.00	DRY	-	-	DRY	DRY	DRY	DRY	DRY	DRY	DRY
	12/20/07	400.00	DRY	-	-	-	-	-	-	-	-	-
	03/17/08	400.00	12.66	387.34	-	-	-	-	-	-	-	-
	06/10/08	400.00	11.44	388.56	-	<1.0	<1.0	<1.0	<1.0	0.83 J	<100	<200
11/19/09	400.00	DRY	-	-	-	-	-	-	-	-	-	
Abandoned												
MW-9	01/15/01	399.97	-	-	-	3.0	<1.0	<1.0	<1.0	2,300	<500	1,400
	04/25/05	399.97	8.53	391.44	-	-	-	-	-	-	-	-
	05/04/05	399.97	8.44	391.53	-	180	120	120	280	56,000	-	-
	03/07/06	399.97	-	-	-	-	-	-	-	-	-	-
	06/08/06	399.97	12.41	387.56	-	-	-	-	-	-	-	-
	09/12/06	399.97	11.15	388.82	-	0.25 J	<1.0	<1.0	<1.0	205	-	-
	12/05/06	399.97	11.37	388.60	-	67.3	16.1	80.0	115	50,900	151	52.9
	03/07/07	399.97	10.93	389.04	-	5.9	0.80 J	0.92 J	5.0	3,210	-	-
	07/06/07	399.97	11.70	388.27	-	118	20.3 J	222	631	7,150	1,590	10,600
09/13/07	399.97	13.92	386.05	-	9.4	0.76 J	12.8	27.9	473	-	-	

Table 2



GROUNDWATER ANALYTICAL DATA SUMMARY

Former Bel Air Xtra Fuels
2476 Churchville Rd
Bel Air, Maryland

Monitoring Well	Date	Top of Casing (ft)	Depth to Water (ft)	GW Elevation (ft)	Depth to Product (ft)	Benzene (µg/L)	Toluene (µg/L)	Ethylbenzene (µg/L)	Total Xylenes (µg/L)	MTBE (µg/L)	TPH-DRO (µg/L)	TPH-GRO (µg/L)
GW Clean-up Standards for Type I and II Aquifers						5	1,000	700	10,000	20	47	47
MW-9 cont.	12/20/07	399.97	15.70	384.27	-	-	-	-	-	-	-	-
	03/17/08	399.97	13.70	386.27	-	0.36 J	<1.0	<1.0	<1.0	243	-	-
	06/10/08	399.97	12.48	387.49	-	0.48 J	<1.0	<1.0	<1.0	175	182	1,130
	12/28/09	399.97	11.92	388.05	-	<1.0	<1.0	<1.0	0.34	0.68	-	<32
	02/15/10	399.97	10.31	389.66	-	22.9	4.2	80.3	19.5	79.8	858	1,380
	04/23/10	399.97	8.78	391.19	-	19.5	5.4	22.3	60.6	187	367	848
	04/11/11	399.97	11.52	388.45	-	<0.23	<0.30	<0.27	<0.25	15.5	<39	<11
	09/12/11	399.97	12.75	387.22	-	0.57 J	<0.15	1.7	<0.17	10.8	439	<16
	12/23/11	399.97	11.54	388.43	-	3.9	0.32 J	21.7	1.1	11.4	406	359
	03/26/12	399.97	11.62	388.35	-	39.4	5.5	194	269	76.6	1,910	3,060
	06/21/12	399.97	12.58	387.39	-	0.48 J	<0.23	1.0	0.40 J	2.6	213	<40
	09/17/12	399.97	14.68	385.29	-	<0.24	<0.23	0.24 J	<0.24	9.3	331	214
	03/13/13	399.97	-	-	-	ND	ND	ND	ND	0.22 J	ND	ND
	06/19/13	399.97	12.53	387.44	-	ND	ND	ND	ND	ND	ND	440
	09/12/13	399.97	13.9	386.07	-	ND	ND	ND	ND	0.62 J	ND	-
	12/05/13	399.97	15.49	384.48	-	ND	ND	ND	ND	0.4	ND	ND
	03/11/14	399.97	12.20	387.77	-	ND	ND	ND	ND	1.4	ND	127
	06/03/14	399.97	9.96	390.01	-	ND	ND	0.64	ND	0.57	ND	ND
	09/03/14	399.97	13.09	386.88	-	ND	ND	ND	ND	34.5	ND	496
	12/11/14	399.97	12.20	387.77	-	ND	ND	ND	ND	3.8	ND	645
	03/03/15	399.97	12.11	387.86	-	ND	ND	ND	ND	6.1	ND	ND
	06/04/15	399.97	11.52	388.45	-	ND	ND	ND	ND	5.2	ND	96.7
	09/04/15	399.97	12.42	387.55	-	ND	ND	ND	ND	3.20	ND	300
	12/16/15	399.97	14.03	385.94	-	ND	ND	ND	ND	0.46	ND	ND
	03/22/16	399.97	11.17	388.80	-	ND	ND	ND	ND	1.0	ND	173
	06/01/16	399.97	11.49	388.48	-	ND	ND	ND	ND	1.30	ND	ND
	11/29/16	399.97	15.96	384.01	-	0.21 J	0.78 J	<0.20	<0.21	<0.34	706	<100
	02/09/17	399.97	15.58	384.39	-	<0.14	<0.23	<0.20	<0.21	0.44 J	3,930	<100
	05/17/17	399.97	14.22	385.75	-	<0.14	<0.23	<0.20	<0.21	0.41 J	384	<100
	08/24/17	399.97	13.93	386.04	-	<0.17	<0.25	<0.22	<0.22	0.37 J	722	<100
11/20/17	399.97	15.32	384.65	-	<0.17	<0.25	<0.22	<0.22	0.26 J	732	<100	
03/05/18	399.97	14.78	385.19	-	<0.17	<0.25	<0.22	<0.22	<0.25	325	<100	
05/30/18	399.97	12.50	387.47	-	NS	NS	NS	NS	NS	NS	NS	
08/30/18	399.97	11.87	388.10	-	NS	NS	NS	NS	NS	NS	NS	
11/20/18	399.97	10.14	389.83	-	<0.43	<0.53	<0.63	<0.59	<0.51	<53	<100	
02/21/19	399.97	8.14	391.83	-	NS	NS	NS	NS	NS	NS	NS	
05/16/19	399.97	8.56	391.41	-	NS	NS	NS	NS	NS	NS	NS	
09/05/19	399.97	11.21	388.76	-	NS	NS	NS	NS	NS	NS	NS	
12/20/19	399.97	13.40	386.57	-	<0.43	<0.53	<0.60	<0.59	3.8	252	<100	
MW-10	11/19/09	100.00	12.61	87.39	-	-	-	-	-	-	-	-
	12/28/09	400.36	11.84	388.52	-	1,200	13,800	2,590	17,000	163,000	-	245,000
	02/15/10	400.36	10.40	389.96	-	2,310	11,800	2,650	15,500	139,000	12,800	246,000
	04/23/10	400.36	8.78	391.58	-	1,780	14,700	3,010	19,200	162,000	15.2	192
	04/11/11	400.36	11.75	388.61	-	2,570	6,450	3,040	14,300	75,800	15,300	149,000
	09/12/11	400.36	12.98	387.38	-	2,680	7,910	2,970	14,800	65,900	20,100	148,000
	12/23/11	400.36	11.65	388.71	-	2,760	6,680	3,030	14,300	42,200	638	122,000
	03/26/12	400.36	11.75	388.61	-	1,790	5,500	2,190	9,800	22,000	17,000	109,000
	06/21/12	400.36	13.14	387.22	-	1,420	10,500	3,010	13,200	15,600	17,700	92,200
	09/17/12	400.36	14.48	385.88	-	170	171	275	1,060	4,050	1,920	8,210
	03/14/13	400.36	-	-	-	11.5	5.6	9.4	70.5	95.2	450	624
	06/19/13	400.36	12.12	388.24	-	3	2.6	4.3	14	32.2	202	534
	09/12/13	400.36	14.43	385.93	-	236	58.6	187	392	463	351	1,730
12/13/13	400.36	9.53	390.83	-	0.53 J	3.7	1.2	40.6	4.6	260	176	

Table 2



GROUNDWATER ANALYTICAL DATA SUMMARY

Former Bel Air Xtra Fuels
2476 Churchville Rd
Bel Air, Maryland

Monitoring Well	Date	Top of Casing (ft)	Depth to Water (ft)	GW Elevation (ft)	Depth to Product (ft)	Benzene (µg/L)	Toluene (µg/L)	Ethylbenzene (µg/L)	Total Xylenes (µg/L)	MTBE (µg/L)	TPH-DRO (µg/L)	TPH-GRO (µg/L)
GW Clean-up Standards for Type I and II Aquifers						5	1,000	700	10,000	20	47	47
MW-10 cont.	03/12/14	400.36	12.35	388.01	-	1.6	1.7	1.3	24	1.3	ND	346
	06/17/14	400.36	9.62	390.74	-	0.72	0.47 J	5.1	9.7	0.77 J	ND	514
	09/17/14	400.36	12.64	387.72	-	302	830	325	1320	289	10,700	2,370
	01/06/15	400.36	-	-	-	5.4	23.8	5.4	215	35.6	1,210	443
	03/04/15	400.36	1.98*	398.38*	-	ND	ND	ND	ND	ND	ND	439
	06/03/15	400.36	11.02	389.34	-	0.81	0.7	3.4	37.9	2.7	352	302
	09/04/15	400.36	12.04	388.32	-	0.57	ND	4.00	1.70	29.50	ND	ND
	12/16/15	400.36	20.28	380.08	-	37.90	172.0	82.5	481	55.8	469	243
	03/23/16	400.36	11.11	389.25	-	4.5	29.6	15.0	86.9	9.90	347	178
06/01/16	400.36	11.46	388.90	-	2.7	28.8	10.4	74	19.00	323	874	
Abandoned												
MW-11	12/28/09	401.07	11.85	389.22	-	513	317	278	726	1,590	-	9,430
	02/15/10	401.07	10.93	390.14	-	1,010	1,550	759	2,510	2,690	4,430	24,300
	04/11/11	401.07	12.28	388.79	-	175	125	140	245	1,480	2,210	5,440
	09/12/11	401.07	13.47	387.60	-	16.4	2.3	10.4	21.6	596	1,660	1,230
	12/23/11	401.07	12.15	388.92	-	604	1,880	594	2,490	1,370	3,260	17,300
	03/26/12	401.07	12.36	388.71	-	940	3,480	859	3,720	1,400	5,320	36,500
	06/21/12	401.07	13.55	387.52	-	204	467	252	694	1,500	2,810	6,870
	09/17/12	401.07	15.89	385.18	-	10.6	<2.3	21.4	7.7 J	1,270	2,040	2,110
	03/13/13	401.07	14.73	386.34	-	597	167	290	391	972	8,450	2,070
	06/19/13	401.07	13.46	387.61	-	313	36.4	150	167	840	5,410	2,020
	09/12/13	401.07	14.68	386.39	-	322	223	187	463	1,140	6,300	1,770
	12/05/13	401.07	16.63	384.44	-	75.7	11.2	58.7	84.7	1,100	3,750	1,410
	03/11/14	401.07	13.00	388.07	-	8.4	4.3	5.3	10.8	163	459	654
	06/03/14	401.07	10.63	390.44	-	320	378	261	798	559	8,320	2,250
	09/03/14	401.07	13.47	387.60	-	679	1,810	791	2,910	915	26,400	3,320
	12/11/14	401.07	13.06	388.01	-	634	1,430	766	2,880	824	21,800	4,050
	03/03/15	401.07	12.84	388.23	-	44.3	77.6	29.3	179	252	1,140	ND
	06/04/15	401.07	12.36	388.71	-	456	1,020	565	2,060	501	12,900	4,180
09/04/15	401.07	12.80	388.27	-	200	369	198	825	391	4,780	1,960	
12/16/15	401.07	14.97	386.10	-	69.9	98.8	102	311	519	1,770	1,450	
03/22/16	401.07	11.86	389.21	-	615	993	849	2,660	358	15,000	5,360	
06/01/16	401.07	12.40	388.67	-	327	678	490	1,710	307	8,740	5,430	
Abandoned												
MW-12	09/12/11	400.12	12.85	387.27	-	1,150	4,460	2,140	10,700	95,900	16,800	161,000
	12/23/11	400.12	11.50	388.62	-	1,040	4,950	2,130	11,100	89,500	12,000	147,000
	03/26/12	400.12	11.62	388.50	-	1,170	3,080	1,930	8,650	82,800	19,500	191,000
	06/21/12	400.12	13.05	387.07	-	598	1,900	1,430	6,200	65,800	15,300	127,000
	09/17/12	400.12	14.73	385.39	-	60.5	69.4	120	176	4,220	1,040	5,530
	03/14/13	400.12	-	-	-	0.92 J	ND	1.4	0.56 J	119.0	290	ND
	06/19/13	400.12	12.15	387.97	-	ND	ND	ND	ND	13.6	ND	562
	09/12/13	400.12	15.09	385.03	-	24.6	20.0	38.8	67.7	333.0	990	715
	12/13/13	400.12	15.65	384.47	-	0.55 J	1.1	1.0	9.4	24.8	ND	137
	03/12/14	400.12	11.47	388.65	-	0.46 J	ND	0.22 J	0.26 J	1.7	ND	858
	06/17/14	400.12	9.17	390.95	-	12.4	5.3	48.5	86.5	22.2	1,470	412
	09/04/14	400.12	12.00	388.12	-	50.8	104.0	65.2	441.0	91.7	3,330	1,460
	01/05/15	400.12	-	-	-	5.0	4.9	11.9	47.3	73.3	860	242
	06/04/15	400.12	1.89*	398.47	-	ND	ND	ND	ND	ND	ND	169
	03/04/15	400.12	2.55	397.57	-	ND	ND	ND	ND	ND	ND	453
	09/04/15	400.12	12.27	387.85	-	0.3	ND	ND	ND	1.6	ND	226
	12/16/15	400.12	14.39	385.73	-	0.5	1.3	1.5	4.1	9.1	ND	420
	03/23/16	400.12	8.40	391.72	-	1.6	11.3	4.2	25.8	5.0	350	633
06/01/16	400.12	10.06	390.06	-	2.1	15.8	6.7	47.4	23.6	280	586	
Abandoned												

Table 2



GROUNDWATER ANALYTICAL DATA SUMMARY

Former Bel Air Xtra Fuels
2476 Churchville Rd
Bel Air, Maryland

Monitoring Well	Date	Top of Casing (ft)	Depth to Water (ft)	GW Elevation (ft)	Depth to Product (ft)	Benzene (µg/L)	Toluene (µg/L)	Ethylbenzene (µg/L)	Total Xylenes (µg/L)	MTBE (µg/L)	TPH-DRO (µg/L)	TPH-GRO (µg/L)
GW Clean-up Standards for Type I and II Aquifers						5	1,000	700	10,000	20	47	47
MW-13	09/12/11	401.90	14.35	387.55	-	-	-	-	-	-	-	-
	12/23/11	401.90	13.07	388.83	-	<0.22	<0.15	<0.21	<0.17	<0.18	*	<16
	03/26/12	401.9	13.25	388.65	-	<0.22	<0.15	<0.21	<0.17	0.49 J	<3.5	<16
Abandoned												
MW-14	09/12/11	400.45	12.67	387.78	-	8.8	<0.73	<1.1	<0.87	5,360	537	6,150
	12/23/11	400.45	11.33	389.12	-	13.6	<1.5	<2.1	3.6 J	3,730	332	4,570
	03/26/12	400.45	11.35	389.10	-	11.4	<1.5	<2.1	<1.7	1,900	826	3,720
	06/21/12	400.45	12.36	388.09	-	11.1 J	<4.5	<4.6	<4.8	2,290	808	4,060
	09/17/12	400.45	14.49	385.96	-	11.3	<2.3	<2.3	<2.4	3,310	388	4,260
	03/13/13	400.45	13.62	386.83	-	9.7	ND	0.93 J	4.6	3,160	5,210	560
	06/19/13	400.45	12.38	388.07	-	7.0	ND	ND	ND	2,720	3,950	440
	09/12/13	400.45	13.63	386.82	-	13.4	ND	ND	3 J	4,300	6,340	500
	12/06/13	400.45	15.31	385.14	-	12.0	ND	1.1 J	4.8 J	5,140	7,950	380
	03/11/14	400.45	12.21	388.24	-	10.0	ND	ND	ND	3,270	5,450	290
	06/03/14	400.45	9.80	390.65	-	10.0	ND	ND	ND	2,470	4,930	240
	09/03/14	400.45	12.67	387.78	-	9.4	ND	ND	ND	3,340	5,580	ND
	12/11/14	400.45	12.06	388.39	-	7.7	ND	ND	1.4	2,990	4,820	210
	03/03/15	400.45	11.92	388.53	-	6.1	ND	ND	ND	2,610	3,210	ND
	06/04/15	400.45	11.35	389.10	-	3.1	ND	ND	ND	1,600	2,220	200
	09/04/15	400.45	11.91	388.54	-	3.6	ND	ND	ND	1,550	1,700	310
	12/16/15	400.45	13.18	387.27	-	2.7	ND	ND	ND	1,770	1,460	290
	03/22/16	400.45	11.03	389.42	-	2.7	ND	ND	0.4	1,140	1,360	270
	06/01/16	400.45	11.36	389.09	-	2.3	ND	ND	ND	946	1,150	ND
	11/29/16	400.45	15.80	384.65	-	<1.4	<2.3	<2.0	<2.1	1,100	218	1,130
	02/09/17	400.45	15.87	384.58	-	1.6	<0.23	<0.20	0.29 J	1,010	167	999
	05/17/17	400.45	14.15	386.30	-	1.2 J	<1.1	<0.98	<1.0	714	1,040	985
	08/24/17	400.45	13.87	386.58	-	<0.17	<0.25	<0.22	<0.22	365	245	954
	11/20/17	400.45	15.17	385.28	-	1.8	<0.25	<0.22	0.28 J	1,160	325	1,200
	03/05/18	400.45	14.78	385.67	-	2.8	<0.25	<0.22	<0.22	959	335	1,650
	05/30/18	400.45	12.46	387.99	-	2.3	<0.99	<0.90	<0.86	973	206	1,220
	08/30/18	400.45	11.75	388.70	-	0.97	<0.53	<0.60	<0.59	586	367	711
11/20/18	400.45	9.95	390.50	-	<0.43	<0.53	<0.60	<0.59	88.6	53	114	
02/21/19	400.45	7.90	392.55	-	<0.43	<0.53	<0.60	<0.59	16.8	<53	<100	
05/16/19	400.45	8.26	392.19	-	<0.43	<0.53	<0.60	<0.59	20.5	234	<42	
09/05/19	400.45	10.97	389.48	-	<0.43	<0.53	<0.60	<0.59	30.1	<53	148	
12/20/19	400.45	13.13	387.32	-	NS	NS	NS	NS	NS	NS	NS	
12/23/19	400.45	-	-	-	-	<0.43	<0.53	<0.60	<0.59	24.2	<53	<100
MW-15D	12/23/11	401.88	12.70	389.18	-	<0.22	<0.15	<0.21	<0.17	31.7	130	<16
	03/26/12	401.88	13.00	388.88	-	<0.22	<0.15	<0.21	<0.17	1.9	<3.5	<16
	06/21/12	401.88	14.30	387.58	-	<0.24	<0.23	<0.23	<0.24	0.53 J	225	<40
	09/17/12	401.88	16.80	385.08	-	<0.24	<0.23	<0.23	<0.24	2.1	161	<40
	03/13/13	401.88	15.40	386.48	-	ND	ND	ND	0.36 J	0.24 J	ND	770
	06/20/13	401.88	14.11	387.77	-	ND	ND	ND	ND	0.25 J	ND	420
	09/12/13	401.88	15.30	386.58	-	ND	ND	ND	ND	ND	ND	240
	12/05/13	401.88	17.45	384.43	-	ND	ND	ND	ND	ND	ND	ND
	03/11/14	401.88	13.54	388.34	-	ND	ND	ND	ND	ND	ND	130
	06/03/14	401.88	11.20	390.68	-	ND	ND	ND	ND	0.48 J	ND	ND
	09/03/14	401.88	14.01	387.87	-	ND	ND	ND	ND	ND	ND	ND
	12/11/14	401.88	13.68	388.20	-	ND	ND	ND	1.2	0.55 J	ND	ND
	03/04/15	401.88	14.60	387.28	-	ND	ND	ND	ND	ND	ND	ND
	06/02/15	401.88	13.00	388.88	-	ND	ND	ND	ND	0.4	ND	ND
09/02/15	401.88	13.37	388.51	-	ND	ND	ND	ND	0.3	ND	350	
12/14/15	401.88	15.60	386.28	-	ND	ND	ND	ND	0.4	ND	ND	

Table 2



GROUNDWATER ANALYTICAL DATA SUMMARY

Former Bel Air Xtra Fuels
2476 Churchville Rd
Bel Air, Maryland

Monitoring Well	Date	Top of Casing (ft)	Depth to Water (ft)	GW Elevation (ft)	Depth to Product (ft)	Benzene (µg/L)	Toluene (µg/L)	Ethylbenzene (µg/L)	Total Xylenes (µg/L)	MTBE (µg/L)	TPH-DRO (µg/L)	TPH-GRO (µg/L)
GW Clean-up Standards for Type I and II Aquifers						5	1,000	700	10,000	20	47	47
MW-15D cont.	03/22/16	401.88	12.32	389.56	-	ND	ND	ND	ND	0.5	ND	ND
	03/22/16	401.88	12.95	388.93	-	ND	ND	ND	ND	0.4	ND	ND
	11/29/16	401.88	19.50	382.38	-	<0.14	<0.23	<0.20	<0.21	<0.34	138	<100
	02/09/17	401.88	17.99	383.89	-	<0.14	<0.23	<0.20	<0.21	<0.34	198	<100
	05/17/17	401.88	16.12	385.76	-	<0.14	<0.23	<0.20	<0.21	<0.34	<64	<100
	08/24/17	401.88	15.92	385.96	-	<0.17	<0.25	<0.22	<0.22	<0.25	<83	<100
	11/20/17	401.88	17.39	384.49	-	<0.17	<0.25	<0.22	<0.22	0.46 J	<83	<100
	03/05/18	401.88	16.67	385.21	-	<0.17	<0.25	<0.22	<0.22	<0.25	<83	<100
	05/30/18	401.88	13.98	387.90	-	NS	NS	NS	NS	NS	NS	NS
	08/30/18	401.88	13.52	388.36	-	NS	NS	NS	NS	NS	NS	NS
	11/20/18	401.88	11.03	390.85	-	<0.43	<0.53	<0.60	<0.59	<0.51	<53	<100
	02/21/19	401.88	9.03	392.85	-	NS	NS	NS	NS	NS	NS	NS
05/16/19	401.88	9.55	392.33	-	NS	NS	NS	NS	NS	NS	NS	
09/05/19	401.88	12.80	389.08	-	NS	NS	NS	NS	NS	NS	NS	
12/20/19	401.88	15.01	386.87	-	<0.43	<0.53	<0.60	<0.59	<0.51	<53	<100	
MW-15S	12/23/11	401.83	12.60	389.23	-	<0.22	<0.15	<0.21	<0.17	<0.18	<3.5	<16
	03/26/12	401.83	12.87	388.96	-	<0.22	<0.15	<0.21	<0.17	<0.18	<3.5	<16
	06/21/12	401.83	14.17	387.66	-	<0.24	<0.23	<0.23	<0.24	<0.16	<3.5	<40
	09/17/12	401.83	16.69	385.14	-	<0.24	<0.23	<0.23	<0.24	<0.16	<53	<40
	03/13/13	401.83	15.34	386.49	-	ND	ND	ND	ND	ND	ND	ND
	06/20/13	401.83	13.99	387.84	-	ND	ND	ND	ND	ND	ND	ND
	09/12/13	401.83	15.22	386.61	-	ND	ND	ND	ND	ND	ND	ND
	12/05/13	401.83	17.35	384.48	-	ND	ND	ND	ND	ND	ND	ND
	03/11/14	401.83	13.51	388.32	-	ND	ND	ND	ND	ND	ND	ND
	06/03/14	401.83	11.16	390.67	-	ND	ND	ND	ND	ND	ND	ND
	09/03/14	401.83	13.93	387.90	-	ND	ND	ND	ND	ND	ND	ND
	12/11/14	401.83	13.56	388.27	-	ND	ND	ND	ND	ND	ND	ND
	03/04/15	401.83	13.51	388.32	-	ND	ND	ND	ND	ND	ND	ND
	06/03/15	401.83	12.89	388.94	-	ND	ND	ND	ND	ND	ND	ND
	09/02/15	401.83	13.29	388.54	-	ND	ND	ND	ND	ND	ND	210
	12/14/15	401.83	15.50	386.33	-	ND	ND	ND	ND	ND	ND	100
	03/22/16	401.83	12.25	389.58	-	ND	ND	ND	ND	ND	ND	ND
	05/31/16	401.83	12.84	388.99	-	ND	ND	ND	ND	ND	ND	210
	11/29/16	401.83	18.18	383.65	-	<0.14	<0.23	<0.20	<0.21	<0.34	<64	<100
	02/09/17	401.83	17.87	383.96	-	<0.14	<0.23	<0.20	<0.21	<0.34	<64	<100
	05/17/17	401.83	15.99	385.84	-	<0.14	<0.23	<0.20	<0.21	<0.34	<64	<100
	08/24/17	401.83	15.83	386.00	-	<0.17	<0.25	<0.22	<0.22	<0.25	<83	<100
	11/20/17	401.83	17.30	384.53	-	<0.17	<0.25	<0.22	<0.22	<0.25	<83	<100
	03/05/18	401.83	16.52	385.31	-	<0.17	<0.25	<0.22	<0.22	<0.25	151	<100
	05/30/18	401.83	13.85	387.98	-	NS	NS	NS	NS	NS	NS	NS
	08/30/18	401.83	13.42	388.41	-	NS	NS	NS	NS	NS	NS	NS
11/20/18	401.83	10.88	390.95	-	<0.43	<0.53	<0.60	<0.59	<0.51	<53	<100	
02/21/19	401.83	8.89	392.94	-	NS	NS	NS	NS	NS	NS	NS	
05/16/19	401.83	9.32	392.51	-	NS	NS	NS	NS	NS	NS	NS	
09/05/19	401.83	12.67	389.16	-	NS	NS	NS	NS	NS	NS	NS	
12/20/19	401.83	14.81	387.02	-	<0.43	<0.53	<0.60	<0.59	<0.51	<53	<100	
MW-16	09/12/11	401.03	13.47	387.56	-	-	-	-	-	-	-	-
	12/23/11	401.03	12.11	388.92	-	16.4 J	<2.9	4.9 J	5.2 J	11,000	*	13,300
	03/26/12	401.03	12.35	388.68	-	30.1	10.5 J	<4.2	225	7,660	2,210	12,800
Abandoned												
MW-16S	09/10/13	398.64	-	-	-	106.0	ND	ND	ND	1,470	ND	ND
	10/09/13	398.64	16.59	382.05	-	132.0	ND	ND	2.6	1,450	2,240	200

Table 2



GROUNDWATER ANALYTICAL DATA SUMMARY

Former Bel Air Xtra Fuels
2476 Churchville Rd
Bel Air, Maryland

Monitoring Well	Date	Top of Casing (ft)	Depth to Water (ft)	GW Elevation (ft)	Depth to Product (ft)	Benzene (µg/L)	Toluene (µg/L)	Ethylbenzene (µg/L)	Total Xylenes (µg/L)	MTBE (µg/L)	TPH-DRO (µg/L)	TPH-GRO (µg/L)
GW Clean-up Standards for Type I and II Aquifers						5	1,000	700	10,000	20	47	47
MW-16S cont.	11/15/13	398.64	-	-	-	157.0	ND	ND	ND	2,330	2,770	110
	12/05/13	398.64	17.53	381.11	-	129.0	ND	ND	1.4 J	2,260	3,350	ND
	03/11/14	398.64	14.58	384.06	-	111.0	ND	ND	ND	2,330	3,020	160
	06/03/14	398.64	14.61	384.03	-	142.0	ND	ND	ND	1,720	2,560	ND
	09/04/14	398.64	14.56	384.08	-	82.8	ND	ND	ND	922	1,520	ND
	12/11/14	398.64	14.56	384.08	-	92.3	ND	ND	1.0	1,310	2,130	ND
	03/03/15	398.64	14.32	384.32	-	37.5	ND	ND	ND	1,130	1,480	ND
	06/03/15	398.64	13.50	385.14	-	33.8	ND	ND	ND	664	1,010	190
	09/03/15	398.64	13.93	384.71	-	7.3	ND	0.6	ND	463	430	310
	12/15/15	398.64	16.00	382.64	-	83.0	ND	ND	ND	1,340	1,330	160
	03/23/16	398.64	13.29	385.35	-	59.2	ND	ND	ND	809	1,030	ND
	05/31/16	398.64	13.54	385.10	-	23.7	ND	0.2	ND	584.0	680	ND
	11/29/16	398.64	18.15	380.49	-	87.3	<1.1	<0.98	<1.0	1,780	<69	1,087
	02/09/17	398.64	17.96	380.68	-	75.1	<2.3	<2.0	<2.1	3,680	<64	3,310
	05/15/17	398.64	16.33	382.31	-	57.2	<1.1	<0.98	<1.0	2,340	<64	2,650
	08/24/17	398.64	16.32	382.32	-	76.7	<0.25	<0.22	<0.22	2,430	157	2,370
	11/20/17	398.64	17.48	381.16	-	62.0	<0.25	<0.22	<0.22	1,820	246	1,900
	03/05/18	398.64	17.33	381.31	-	55.4	<1.2	<1.1	<1.1	2,090	143	2,430
	05/30/18	398.64	14.73	383.91	-	45.7	<1.2	<1.1	<1.1	1,500	253	1,920
	08/30/18	398.64	14.33	384.31	-	12.2	<0.53	<0.60	<0.59	399	597	546
11/20/18	398.64	12.57	386.07	-	33.5	<0.53	<0.60	<0.59	999	<53	1,030	
02/21/19	398.64	10.73	387.91	-	48.3	<1.3	<1.5	<1.5	909	<53	1,040	
05/16/19	398.64	10.96	387.68	-	26.1	<0.53	<0.60	<0.59	410	<53	456	
09/05/19	398.64	13.69	384.95	-	35.3	<0.53	<0.60	<0.59	334	<53	430	
12/20/19	398.64	15.70	382.94	-	-	-	-	-	-	-	-	
12/23/19	398.64	-	-	-	-	51.7	<2.5	<3.0	<3.0	1,210	<53	1,420
MW-16I	09/13/13	398.13	17.48	380.65	-	188.0	3.1	ND	2.5	4,300	ND	ND
	11/15/13	398.13	-	-	-	164.0	ND	ND	ND	4,180	4,220	410
	12/05/13	398.13	17.32	380.81	-	136.0	ND	ND	ND	4,150	5,980	140
	03/11/14	398.13	14.16	383.97	-	117.0	ND	ND	ND	4,090	5,060	120
	06/03/14	398.13	11.91	386.22	-	104.0	ND	ND	ND	4,050	5,900	ND
	09/04/14	398.13	13.98	384.15	-	129.0	ND	ND	ND	3,950	5,540	ND
	12/11/14	398.13	14.15	383.98	-	166.0	ND	ND	1.4	4,180	5,960	ND
	03/03/15	398.13	14.32	383.81	-	4.6	ND	ND	ND	3,650	4,450	ND
	06/03/15	398.13	13.02	385.11	-	81.7	ND	ND	ND	3,920	4,790	ND
	09/03/15	398.13	13.81	384.32	-	129.0	ND	ND	ND	3,940	4,140	120
	12/15/15	398.13	15.70	382.43	-	121.0	ND	ND	ND	3,550	3,680	90
	03/21/16	398.13	12.81	385.32	-	72.9	ND	ND	ND	4,300	4,610	ND
	05/31/16	398.13	13.13	385.00	-	96.7	ND	ND	ND	5,570	4,520	ND
	11/29/16	398.13	17.68	380.45	-	130.0	<1.1	<0.98	<1.0	4,180	180	3,780
	02/09/17	398.13	18.17	379.96	-	63.0	<0.45	<0.39	<0.41	1,860	177	1,720
	05/15/17	398.13	16.08	382.05	-	32.4	<2.3	<2.0	<2.1	4,580	<64	4,550
	08/24/17	398.13	16.27	381.86	-	93.0	<6.2	<5.6	<5.4	3,960	131	3,780
	11/20/17	398.13	17.10	381.03	-	93.2	<6.2	<5.6	<5.4	3,980	216	3,740
	03/05/18	398.13	17.12	381.01	-	14.5	<2.5	<2.2	<2.2	4,180	137	4,460
	05/30/18	398.13	14.80	383.33	-	15.9	<2.5	<2.2	<2.2	4,110	114	4,590
08/30/18	398.13	14.17	383.96	-	64.0	<11	<12	<12	3,980	368	4,910	
11/20/18	398.13	12.23	385.90	-	36.2	<0.53	<0.60	<0.59	4,330	<53	4,150	
02/21/19	398.13	10.70	387.43	-	35.0	<5.3	<6.0	<5.9	4,030	<53	3,980	
05/16/19	398.13	10.52	387.61	-	37.1	<5.3	<6.0	<5.9	4,320	<53	3,660	
09/05/19	398.13	13.20	384.93	-	77.3	<13	<15	<15	3,910	<53	4,210	
12/20/19	398.13	15.48	382.65	-	NS	NS	NS	NS	NS	NS	NS	
12/23/19	398.13	-	-	-	-	48.2	<5.3	<6.0	<5.9	3,470	<53	3,750
MW-16D	09/13/13	398.22	17.06	381.16	-	ND	1.1	ND	ND	636	ND	ND
	09/16/13	398.22	-	-	-	149.0	ND	ND	ND	3,780	ND	ND

Table 2



GROUNDWATER ANALYTICAL DATA SUMMARY

Former Bel Air Xtra Fuels
2476 Churchville Rd
Bel Air, Maryland

Monitoring Well	Date	Top of Casing (ft)	Depth to Water (ft)	GW Elevation (ft)	Depth to Product (ft)	Benzene (µg/L)	Toluene (µg/L)	Ethylbenzene (µg/L)	Total Xylenes (µg/L)	MTBE (µg/L)	TPH-DRO (µg/L)	TPH-GRO (µg/L)
GW Clean-up Standards for Type I and II Aquifers						5	1,000	700	10,000	20	47	47
MW-16D cont.	11/15/13	398.22	-	-	-	ND	ND	ND	ND	284	420	ND
	12/05/13	398.22	17.90	380.32	-	ND	ND	ND	ND	96.8	ND	ND
	03/11/14	398.22	15.28	382.94	-	ND	ND	ND	ND	5.2	ND	ND
	06/03/14	398.22	12.67	385.55	-	0.22 J	ND	ND	ND	13.4	ND	ND
	09/04/14	398.22	15.01	383.21	-	ND	ND	ND	ND	3.3	ND	ND
	12/11/14	398.22	14.69	383.53	-	0.43 J	ND	0.46 J	3.2	13.9	ND	ND
	03/03/15	398.22	14.68	383.54	-	ND	ND	ND	0.9	4.5	ND	ND
	06/03/15	398.22	13.92	384.30	-	ND	ND	ND	ND	1.4	ND	ND
	09/03/15	398.22	14.37	383.85	-	ND	ND	ND	ND	2.0	ND	500
	12/15/15	398.22	16.21	382.01	-	ND	ND	ND	ND	17.0	ND	ND
	03/21/16	398.22	13.60	384.62	-	ND	ND	ND	ND	8.9	ND	ND
	05/31/16	398.22	13.90	384.32	-	ND	ND	ND	ND	4.6	ND	ND
	11/29/16	398.22	18.50	379.72	-	<0.14	<0.23	<0.20	<0.21	1.8	<64	<100
	02/09/17	398.22	18.51	379.71	-	<0.14	<0.23	<0.20	<0.21	<0.34	138	<100
	05/15/17	398.22	16.70	381.52	-	<0.14	<0.23	<0.20	<0.21	<0.34	<64	<100
	08/24/17	398.22	16.75	381.47	-	<0.17	<0.25	<0.22	<0.22	0.59	<83	<100
	11/20/17	398.22	17.82	380.40	-	<0.17	<0.25	<0.22	<0.22	14.8	94.4	<100
	03/05/18	398.22	17.62	380.60	-	<0.17	<0.25	<0.22	<0.22	55.5	137	121
	05/30/18	398.22	15.03	383.19	-	NS	NS	NS	NS	NS	NS	NS
	08/30/18	398.22	14.78	383.44	-	NS	NS	NS	NS	NS	NS	NS
11/20/18	398.22	12.90	385.32	-	<0.43	<0.53	<0.60	<0.59	<0.51	<53	<100	
02/21/19	398.22	11.18	387.04	-	NS	NS	NS	NS	NS	NS	NS	
05/16/19	398.22	11.52	386.70	-	NS	NS	NS	NS	NS	NS	NS	
09/05/19	398.22	14.15	384.07	-	NS	NS	NS	NS	NS	NS	NS	
12/20/19	398.22	15.87	382.35	-	NS	NS	NS	NS	NS	NS	NS	
12/23/19	398.22	-	-	-	<0.43	<0.53	<0.60	<0.59	1.6	120	<100	
MW-17S	06/02/14	388.11	-	-	-	ND	ND	ND	ND	0.3 J	NA	NA
	08/14/14	388.11	-	-	-	ND	ND	ND	ND	ND	ND	260
	09/03/14	388.11	8.38	379.73	-	ND	ND	ND	ND	ND	ND	ND
	12/12/14	388.11	7.74	380.37	-	ND	ND	ND	ND	ND	ND	ND
	03/03/15	388.11	8.11	380.00	-	ND	ND	ND	ND	ND	ND	ND
	06/04/15	388.11	7.50	380.61	-	ND	ND	ND	ND	ND	ND	120
	09/02/15	388.11	8.01	380.10	-	ND	ND	ND	ND	ND	ND	120
	12/14/15	388.11	8.86	379.25	-	ND	ND	ND	ND	ND	ND	120
	03/21/16	388.11	6.82	381.29	-	ND	ND	ND	ND	ND	ND	150
	05/31/16	388.11	7.21	380.90	-	ND	ND	ND	ND	ND	ND	ND
	11/29/16	388.11	11.75	376.36	-	<0.14	<0.23	<0.20	<0.21	<0.34	<64	<100
	02/09/17	388.11	11.03	377.08	-	<0.14	<0.23	<0.20	<0.21	<0.34	248	<100
	05/15/17	388.11	9.17	378.94	-	<0.14	<0.23	<0.20	<0.21	<0.34	<64	<100
	08/24/17	388.11	8.99	379.12	-	<0.17	<0.25	<0.22	<0.22	<0.25	152	<100
	11/20/17	388.11	10.57	377.54	-	<0.17	<0.25	<0.22	<0.22	<0.25	209	<100
	03/05/18	388.11	9.11	379.00	-	<0.17	<0.25	<0.22	<0.22	<0.25	95.3	<100
	05/30/18	388.11	7.27	380.84	-	NS	NS	NS	NS	NS	NS	NS
	08/30/18	388.11	7.79	380.32	-	NS	NS	NS	NS	NS	NS	NS
	11/20/18	388.11	4.99	383.12	-	<0.43	<0.53	<0.60	<0.59	<0.51	<53	<100
	02/21/19	388.11	4.75	383.36	-	NS	NS	NS	NS	NS	NS	NS
05/16/19	388.11	5.40	382.71	-	<0.43	<0.53	<0.60	<0.59	3.5	<53	<42	
09/05/19	388.11	8.41	379.70	-	NS	NS	NS	NS	NS	NS	NS	
12/20/19	388.11	8.37	379.74	-	NS	NS	NS	NS	NS	NS	NS	
12/23/19	388.11	-	-	-	<0.43	<0.53	<0.60	<0.59	0.66	<53	<100	
MW-17I	08/14/14	388.56	9.10	379.46	-	ND	0.8	ND	ND	5.3	ND	780
	09/03/14	388.56	8.26	380.30	-	ND	0.4	ND	ND	3.7	ND	ND
	12/12/14	388.56	8.72	379.84	-	ND	ND	ND	1.4	2.7	ND	300
	06/02/15	388.56	8.06	380.50	-	ND	ND	ND	ND	0.8	ND	ND

Table 2



GROUNDWATER ANALYTICAL DATA SUMMARY

Former Bel Air Xtra Fuels
2476 Churchville Rd
Bel Air, Maryland

Monitoring Well	Date	Top of Casing (ft)	Depth to Water (ft)	GW Elevation (ft)	Depth to Product (ft)	Benzene (µg/L)	Toluene (µg/L)	Ethylbenzene (µg/L)	Total Xylenes (µg/L)	MTBE (µg/L)	TPH-DRO (µg/L)	TPH-GRO (µg/L)
GW Clean-up Standards for Type I and II Aquifers						5	1,000	700	10,000	20	47	47
MW-17I cont.	09/02/15	388.56	12.86	375.70	-	ND	ND	ND	ND	0.80 J	ND	220
	12/14/15	388.56	9.40	379.16	-	ND	ND	ND	ND	0.9	ND	ND
	03/21/16	388.56	7.49	381.07	-	ND	ND	ND	ND	0.3	ND	ND
	05/31/16	388.56	8.27	380.29	-	ND	ND	ND	ND	0.5	ND	ND
	11/29/16	388.56	12.21	376.35	-	<0.14	<0.23	<0.20	<0.21	<0.34	103	<100
	02/09/17	388.56	10.48	378.08	-	<0.14	<0.23	<0.20	<0.20	<0.34	175	<100
	05/15/17	388.56	9.77	378.79	-	<0.14	<0.23	<0.20	<0.20	<0.34	<64	<100
	08/24/17	388.56	9.77	378.79	-	<0.17	<0.25	<0.22	<0.22	0.31 J	<83	<100
	11/20/17	388.56	11.05	377.51	-	<0.17	<0.25	<0.22	<0.22	0.28 J	204	<100
	03/05/18	388.56	9.76	378.80	-	<0.17	<0.25	<0.22	<0.22	<0.25	99.7	<100
	05/30/18	388.56	7.78	380.78	-	NS	NS	NS	NS	NS	NS	NS
	08/30/18	388.56	8.52	380.04	-	NS	NS	NS	NS	NS	NS	NS
	11/20/18	388.56	5.78	382.78	-	<0.43	<0.53	<0.60	<0.59	<0.51	<53	<100
	02/21/19	388.56	5.78	382.78	-	NS	NS	NS	NS	NS	NS	NS
05/16/19	388.56	6.10	382.46	-	<0.43	<0.53	<0.60	<0.59	<0.51	<53	<42	
09/05/19	388.56	8.22	380.34	-	NS	NS	NS	NS	NS	NS	NS	
12/20/19	388.56	9.22	379.34	-	NS	NS	NS	NS	NS	NS	NS	
12/23/19	388.56	-	-	-	<0.43	<0.53	<0.60	<0.59	<0.51	172	<100	
MW-17D	08/14/14	388.54	60.67	327.87	-	ND	2.1	ND	ND	5.3	210	NA
	09/03/14	388.54	16.75	371.79	-	ND	1.3	ND	ND	3.7	ND	830
	12/11/14	388.54	-	-	-	ND	0.5	0.5	3.8	1.1	ND	ND
	06/02/15	388.54	106.81	281.73	-	ND	0.4	ND	ND	0.4	ND	230
	09/02/15	388.54	39.12	349.42	-	ND	0.3	ND	ND	0.3	ND	270
	12/14/15	388.54	20.59	367.95	-	ND	0.4	ND	ND	0.5	ND	140
	03/21/16	388.54	12.88	375.66	-	ND	0.4	ND	ND	0.5	ND	ND
	05/31/16	388.54	16.27	372.27	-	ND	0.3	ND	ND	0.4	ND	ND
	11/29/16	388.54	21.63	366.91	-	<0.14	<0.23	<0.20	<0.21	<0.34	349	<100
	02/09/17	388.54	19.41	369.13	-	<0.14	<0.23	<0.20	<0.21	<0.34	193	<100
	05/15/17	388.54	46.82	341.72	-	<0.14	<0.23	<0.20	<0.21	<0.34	<64	<100
	08/24/17	388.54	26.02	362.52	-	<0.17	0.27 J	<0.22	<0.22	0.34 J	247	<100
	11/20/17	388.54	26.63	361.91	-	<0.17	0.26 J	<0.22	<0.22	0.31 J	452	<100
	03/05/18	388.54	24.60	363.94	-	<0.17	<0.25	<0.22	<0.22	<0.25	512	<100
	05/30/18	388.54	24.03	364.51	-	NS	NS	NS	NS	NS	NS	NS
	08/30/18	388.54	15.74	372.80	-	NS	NS	NS	NS	NS	NS	NS
	11/20/18	388.54	12.18	376.36	-	<0.43	<0.53	<0.60	<0.59	<0.51	<53	<100
02/21/19	388.54	20.80	367.74	-	NS	NS	NS	NS	NS	NS	NS	
05/16/19	388.54	14.38	374.16	-	<0.43	<0.53	<0.60	<0.59	<0.51	<53	<42	
09/05/19	388.54	22.00	366.54	-	NS	NS	NS	NS	NS	NS	NS	
12/20/19	388.54	16.37	372.17	-	NS	NS	NS	NS	NS	NS	NS	
12/23/19	388.54	-	-	-	<0.43	<0.53	<0.60	<0.59	<0.51	244	<100	
MW-21S	12/20/2019	400.19	13.43	386.76	-	9.9	<2.7	<3.0	<3.0	1,790	116	2,060
MW-21I	12/20/2019	400.03	14.05	385.98	-	<4.3	<5.3	<6.0	<5.9	3,040	143	3,180
MW-21D	12/20/2019	400.55	175.45	225.10	-	14.8	5.7	<3.0	<3.0	1,540	166	1,650
RW-3	01/15/01	403.14	-	-	-	700	190	<2.0	780	5,700	5,500	11,000
	04/25/05	403.14	11.06	392.08	-	52	59	120	800	490	-	-
	05/04/05	403.14	11.24	391.90	-	-	-	-	-	-	-	-
	12/14/05	403.14	15.57	387.57	-	160	57.7	46.1	389	134	1,770	3,630
	03/07/06	403.14	13.05	390.09	-	55	21.9	55.3	255	419	-	-
	06/08/06	403.14	14.58	388.56	-	-	-	-	-	-	-	-
	09/12/06	403.14	14.23	388.91	-	10.5	7.4	27.7	145	54.0	-	-
	12/05/06	403.14	13.05	390.09	-	48.1	49.4	62.6	188	271	890	271
	03/07/07	403.14	12.71	390.43	-	0.50 J	0.29 J	1.4	5.9	6.6	-	-
	07/06/07	403.14	13.91	389.23	-	477	150	258	715	299	1,990	6,190
	09/13/07	403.14	16.40	386.74	-	236	35.2	68.5	196	172	-	-
12/20/07	403.14	18.15	384.99	-	-	-	-	-	-	-	-	
03/17/08	403.14	13.87	389.27	-	70.1	24.7	121	358	75.5	-	-	

Table 2



GROUNDWATER ANALYTICAL DATA SUMMARY

Former Bel Air Xtra Fuels
2476 Churchville Rd
Bel Air, Maryland

Monitoring Well	Date	Top of Casing (ft)	Depth to Water (ft)	GW Elevation (ft)	Depth to Product (ft)	Benzene (µg/L)	Toluene (µg/L)	Ethylbenzene (µg/L)	Total Xylenes (µg/L)	MTBE (µg/L)	TPH-DRO (µg/L)	TPH-GRO (µg/L)
GW Clean-up Standards for Type I and II Aquifers						5	1,000	700	10,000	20	47	47
RW-3 cont.	06/10/08	403.14	14.58	388.56	-	63.6	14.3	59.7	202	243	3690	5160
	11/19/09	403.14	13.00	390.14	-	-	-	-	-	-	-	-
	12/28/09	403.14	13.00	390.14	-	-	-	-	-	-	-	-
Abandoned												
RW-17	03/26/12	400.72	NS	NS	-	NS	NS	NS	NS	NS	NS	NS
	04/17/12	400.72	12.51	388.21	-	28.2	98.6	176	1,150	1,840	3,520	9,630
	06/21/12	400.72	13.44	387.28	-	62.0	163	585	2,440	1,720	6,020	16,500
	09/17/12	400.72	15.40	385.32	-	217	428	1,260	2,800	2,220	7,800	17,700
	03/14/13	400.72	-	-	-	84.6	56.7	43.2	318.0	572.0	3,400	1,500
	06/19/13	400.72	12.97	387.75	-	91.7	182.0	76.8	833.0	398.0	5,150	2,550
	09/12/13	400.72	12.55	388.17	-	128.0	49.7	92.7	326.0	473.0	3,220	1,590
	12/13/13	400.72	16.31	384.41	-	11.1	5.8	9.1	33.8	68.1	480	260
	03/12/14	400.72	12.61	388.11	-	79.2	10.1	54.0	62.0	478.0	2,480	2,590
	06/17/14	400.72	10.50	390.22	-	9.3	2.5	108.0	32.9	15.8	1,000	6,650
	09/04/14	400.72	13.27	387.45	-	118.0	110.0	72.4	226.0	346.0	2,670	960
	01/05/15	400.72	13.06	387.66	-	10.4	2.6	17.6	42.7	153.0	440	370
	03/04/15	400.72	11.89	388.83	-	ND	ND	ND	ND	ND	ND	2,610
	06/03/15	400.72	12.13	388.59	-	2.1	0.3	16.1	7.5	16.8	250	260
	09/04/15	400.72	12.36	388.36	-	40.4	11.8	13.1	28.8	262.0	870	410
12/16/15	400.72	14.52	386.20	-	ND	ND	ND	ND	6.0	ND	200	
03/22/16	400.72	11.50	389.22	-	0.4	ND	ND	0.3	1.5	ND	390	
06/01/16	400.72	11.94	388.78	-	ND	ND	ND	ND	ND	ND	260	
Abandoned												
RW-18	03/26/12	400.74	NS	NS	-	NS	NS	NS	NS	NS	NS	NS
	04/17/12	400.74	12.60	388.14	-	3.5 J	<0.73	38.3	126	673	1,780	3,520
	06/21/12	400.74	13.37	387.37	-	6.7	1.9	42.5	64.7	918	1,270	3,570
	09/17/12	400.74	14.70	386.04	-	4.1	1.6	148	213	433	1,240	4,510
	03/14/13	400.74	-	-	-	2.9	1.5	2.9	11.5	307	1,920	930
	06/19/13	400.74	12.42	388.32	-	ND	ND	0.37 J	1.1	15	ND	970
	09/12/13	400.74	13.68	387.06	-	10.1	0.45 J	6.2	10.7	487	1,660	540
	12/13/13	400.74	15.73	385.01	-	8.5	5.6	8.1	29.4	59	470	280
	03/12/14	400.74	12.43	388.31	-	94.6	70.8	97.2	420.0	331	3,540	1,370
	06/17/14	400.74	9.85	390.89	-	43.4	21.9	30.5	170.0	134	1,890	510
	09/04/14	400.74	13.03	387.71	-	49.5	14.9	28.7	159.0	554	2,230	940
	01/05/15	400.74	13.06	387.68	-	28.0	5.2	15.0	128.0	440	1,590	400
	03/04/15	400.74	10.66	390.08	-	ND	ND	ND	ND	ND	ND	ND
	06/03/15	400.74	11.43	389.31	-	20.8	5.2	26.2	63.1	103	430	910
	09/04/15	400.74	22.85	377.89	-	19.4	3.9	24.7	64.7	149	1,090	330
	12/16/15	400.74	22.85	377.89	-	23.3	10.8	33.2	103.0	243	620	3,820
	03/23/16	400.74	11.14	389.60	-	16.2	12.6	18.9	79.6	103	2,240	150
	06/01/16	400.74	11.58	389.16	-	22.2	6.2	23.4	101.0	168	870	490
	11/29/16	400.74	15.16	385.58	-	1.1	1.9	<0.20	1.3	0.41 J	443	<100
	02/09/17	400.74	15.82	384.92	-	<0.14	<0.23	<0.20	<0.21	<0.34	596	<100
	05/17/17	400.74	14.13	386.61	-	<0.14	<0.23	<0.20	<0.21	<0.34	370	<100
	08/24/17	400.74	13.90	386.84	-	<0.17	<0.25	0.93	<0.22	<0.25	144	<100
	11/20/17	400.74	15.28	385.46	-	<0.17	<0.25	<0.22	<0.22	<0.25	326	<100
	03/05/18	400.74	14.73	386.01	-	<0.17	<0.25	<0.22	<0.22	<0.25	1,280	<100
	05/30/18	400.74	12.29	388.45	-	NS	NS	NS	NS	NS	NS	NS
	08/30/18	400.74	11.62	389.12	-	NS	NS	NS	NS	NS	NS	NS
	11/20/18	400.74	9.58	391.16	-	<0.43	<0.53	<0.60	<0.59	<0.51	207	<100
02/21/19	400.74	7.52	393.22	-	NS	NS	NS	NS	NS	NS	NS	
05/16/19	400.74	7.86	392.88	-	NS	NS	NS	NS	NS	NS	NS	
09/05/19	400.74	10.82	389.92	-	NS	NS	NS	NS	NS	NS	NS	
12/20/19	400.74	13.05	387.69	-	NS	NS	NS	NS	NS	NS	NS	
12/23/19	400.74	-	-	-	-	<0.43	<0.53	<0.60	<0.59	<0.51	180	<100

Table 2



GROUNDWATER ANALYTICAL DATA SUMMARY

Former Bel Air Xtra Fuels
2476 Churchville Rd
Bel Air, Maryland

Monitoring Well	Date	Top of Casing (ft)	Depth to Water (ft)	GW Elevation (ft)	Depth to Product (ft)	Benzene (µg/L)	Toluene (µg/L)	Ethylbenzene (µg/L)	Total Xylenes (µg/L)	MTBE (µg/L)	TPH-DRO (µg/L)	TPH-GRO (µg/L)
GW Clean-up Standards for Type I and II Aquifers						5	1,000	700	10,000	20	47	47
RW-19	03/26/12	399.80	NS	NS	-	NS	NS	NS	NS	NS	NS	NS
	04/17/12	399.80	11.76	388.04	-	3.4	<0.29	1.2 J	1.9 J	9,530	592	12,600
	06/21/12	399.80	12.64	387.16	-	<2.4	<2.3	<2.3	<2.4	5,320	517	6,450
	09/17/12	399.80	14.65	385.15	-	4.9 J	<2.3	<2.3	<2.4	5,780	611	6,040
	03/14/13	399.80	-	-	-	ND	ND	ND	ND	664	4,290	1,860
	06/19/13	399.80	-	-	-	2.4 J	ND	ND	ND	2,710	3,970	750
	09/12/13	399.80	16.84	382.96	-	18.2	5.8 J	37.0	53.9	1,370	2,900	450
	12/13/13	399.80	15.60	384.20	-	20.5	ND	4.1 J	10.8	520	1,520	600
	03/12/14	399.80	12.52	387.28	-	11.6	2.9	24.8 J	26.8	373	1,150	510
	06/17/14	399.80	9.88	389.92	-	1.1	0.31 J	1.1	3.1	61	ND	ND
	09/04/14	399.80	12.98	386.82	-	2.4	ND	ND	1.4	365	770	ND
	01/05/15	399.80	13.06	386.74	-	ND	ND	ND	ND	2	ND	150
	03/04/15	399.80	7.77	392.03	-	ND	ND	ND	ND	ND	ND	1,490
	06/03/15	399.80	9.77	390.03	-	ND	ND	ND	ND	2	ND	190
	09/04/15	399.80	12.42	387.38	-	0.7	ND	ND	2.1	145	220	ND
	12/16/15	399.80	14.40	385.40	-	ND	ND	ND	ND	26.4	ND	240
	03/23/16	399.80	11.30	388.50	-	ND	ND	ND	ND	0.8	0	ND
	06/01/16	399.80	11.61	388.19	-	ND	ND	ND	ND	3.6	ND	610
	11/29/16	399.80	8.30	391.50	-	13.3	63.0	4.5	22.5	0.60 J	160	253
	02/09/17	399.80	12.45	387.35	-	<0.14	<0.23	<0.20	<0.21	<0.34	312	<100
	05/17/17	399.80	14.15	385.65	-	<0.14	<0.23	<0.20	<0.21	<0.34	416	<100
	08/24/17	399.80	13.88	385.92	-	<0.17	<0.25	<0.22	<0.22	1.0	567	<100
	11/20/17	399.80	15.25	384.55	-	<0.17	<0.25	<0.22	<0.22	<0.25	329	<100
03/05/18	399.80	14.75	385.05	-	0.55	3.8	6.4	17.4	15	574	105	
05/30/18	399.80	12.34	387.46	-	NS	NS	NS	NS	NS	NS	NS	
08/30/18	399.80	11.68	388.12	-	NS	NS	NS	NS	NS	NS	NS	
11/20/18	399.80	9.73	390.07	-	<0.43	<0.53	<0.60	<0.59	<0.51	262	<100	
02/21/19	399.80	7.67	392.13	-	NS	NS	NS	NS	NS	NS	NS	
05/16/19	399.80	8.04	391.76	-	NS	NS	NS	NS	NS	NS	NS	
09/05/19	399.80	10.28	389.52	-	NS	NS	NS	NS	NS	NS	NS	
12/20/19	399.80	13.10	386.70	-	NS	NS	NS	NS	NS	NS	NS	
12/23/19	399.80	-	-	-	<0.43	<0.53	<0.60	<0.59	<0.51	235	<100	
RW-20	03/26/12	399.83	NS	NS	-	NS	NS	NS	NS	NS	NS	NS
	04/17/12	399.83	11.88	387.95	-	40.6	16.8	77.4	263	701	1,690	4,450
	06/21/12	399.83	12.44	387.39	-	113	31.3	240	755	543	3,730	7,970
	09/17/12	399.83	14.42	385.41	-	8.8 J	<2.3	4.5 J	9.1 J	67.8	1,700	2,540
	03/14/13	399.83	-	-	-	1.9	ND	2.6	0.25 J	28.2	460	460
	06/19/13	399.83	12.21	387.62	-	ND	ND	ND	ND	ND	370	690
	09/13/13	399.83	13.94	385.89	-	0.24 J	ND	2.1	ND	4.2	ND	ND
	12/13/13	399.83	15.34	384.49	-	1.5	3.1	9.0	5.3	4.4	280	150
	03/12/14	399.83	12.11	387.72	-	3.3	ND	81.9	1.2	4.3	510	310
	06/17/14	399.83	9.71	390.12	-	7.9	0.67 J	144.0	4.7	10.3	1,090	630
	09/04/14	399.83	13.17	386.66	-	3.1	1.0	45.9	23.0	125.0	1,040	560
	01/05/15	399.83	13.06	386.77	-	1.7	ND	28.2	2.8	47.3	560	ND
	03/04/15	399.83	11.68	388.15	-	8.0	1.0	34.4	25.1	57.7	500	1,110
	06/03/15	399.83	11.25	388.58	-	1.8	ND	17.7	4.4	18.5	290	210
	09/04/15	399.83	12.25	387.58	-	0.3	ND	3.8	0.6	27.1	ND	ND
	12/16/15	399.83	13.65	386.18	-	ND	0.2	0.7	0.2	7.8	ND	160
03/23/16	399.83	10.91	388.92	-	ND	ND	1.1	ND	2.7	130	90	
06/01/16	399.83	11.24	388.59	-	0.4	ND	0.4	1.7	4.0	ND	ND	
Abandoned												
TF-1	03/07/06	400.62	DRY	-	-	-	-	-	-	-	-	-
	06/08/06	400.62	DRY	-	-	-	-	-	-	-	-	-
	12/05/06	400.62	DRY	-	-	-	-	-	-	-	-	-

Table 2



GROUNDWATER ANALYTICAL DATA SUMMARY

Former Bel Air Xtra Fuels
2476 Churchville Rd
Bel Air, Maryland

Monitoring Well	Date	Top of Casing (ft)	Depth to Water (ft)	GW Elevation (ft)	Depth to Product (ft)	Benzene (µg/L)	Toluene (µg/L)	Ethylbenzene (µg/L)	Total Xylenes (µg/L)	MTBE (µg/L)	TPH-DRO (µg/L)	TPH-GRO (µg/L)
GW Clean-up Standards for Type I and II Aquifers						5	1,000	700	10,000	20	47	47
TF-1 cont.	03/07/07	400.62	DRY	-	-	-	-	-	-	-	-	-
	07/06/07	400.62	DRY	-	-	-	-	-	-	-	-	-
	09/13/07	400.62	DRY	-	-	-	-	-	-	-	-	-
	12/20/07	400.62	DRY	-	-	-	-	-	-	-	-	-
	03/17/08	400.62	DRY	-	-	-	-	-	-	-	-	-
	06/10/08	400.62	11.48	389.14	-	-	-	-	-	-	-	-
	02/15/10	400.62	10.42	390.20	-	0.23 J	4.3	1.8	87.7	0.83 J	4,750	1,140
	06/17/10	400.62	10.51	390.11	-	-	-	-	-	-	-	-
	09/12/11	400.62	10.98	389.64	-	3.4	127	28.2	1,270	3.6	*	4,410
	12/23/11	400.62	10.90	389.72	-	<0.22	1.7	0.80 J	19.7	1.5	*	206
06/21/12	400.62	DRY	-	-	-	-	-	-	-	-	-	
09/17/12	400.62	11.47	389.15	*	*	*	*	*	*	*	*	
Removed in December 2016 when USTs were removed												
TF-2	03/07/06	401.64	NR	-	-	-	-	-	-	-	-	-
	06/08/06	401.64	DRY	-	-	-	-	-	-	-	-	-
	12/05/06	401.64	12.63	389.01	-	-	-	-	-	-	-	-
	07/06/07	401.64	DRY	-	-	-	-	-	-	-	-	-
	09/13/07	401.64	DRY	-	-	-	-	-	-	-	-	-
	12/20/07	401.64	DRY	-	-	-	-	-	-	-	-	-
	03/17/08	401.64	DRY	-	-	-	-	-	-	-	-	-
	06/10/08	401.64	DRY	-	-	-	-	-	-	-	-	-
	02/15/10	401.64	11.41	390.23	-	<0.23	0.55 J	0.96 J	5.3	7.7	2,160	<32
	06/17/10	401.64	11.51	390.13	-	-	-	-	-	-	-	-
	09/12/11	401.64	DRY	-	-	-	-	-	-	-	-	-
	12/23/11	401.64	DRY	-	-	-	-	-	-	-	-	-
	06/21/12	401.64	DRY	-	-	-	-	-	-	-	-	-
09/17/12	401.64	DRY	-	-	-	-	-	-	-	-	-	
Removed in December 2016 when USTs were removed												

All samples were placed on ice in a cooler and transported under a Chain of Custody to Accutest Laboratories of Dayton, NJ. All samples were analyzed within the applicable holding time with a dilution of 10% Hydrochloric Acid (HCL) as a preservative. All samples were sampled using a disposable bailer & were purged three volumes, prior to sampling. Regulatory Standards are based on the Maryland Department of the Environment Maryland Environmental Assessment Technology Generic Number Standards (February 2003).

GW Cleanup Standards are the Maryland Department of the Environment (MDE) Groundwater Clean-Up Standards for Type I and II Aquifers. Standards were taken from the MDE Cleanup Standards for Soil and Groundwater, June 2008.

- BTEX = Benzene, toluene, ethylbenzene, xylenes
- J = Estimated Concentration
- MTBE = Methyl-tertiary Butyl-ether
- NA = Not Available or not analyzed for that specific compound
- ND = Not detected above laboratory method detection limits
- NR = Not reported
- NS = Not sampled
- TPH-DRO = Total Petroleum Hydrocarbons - Diesel Range Organics
- TPH-GRO = Total Petroleum Hydrocarbons - Gasoline Range Organics
- * or DRY = Insufficient water to collect a groundwater sample for analysis



Appendix A – Photo Log

Site Photographs

Bel Air Xtra Fuels
2476 Churchville Road
Bel Air, Maryland 21028
Facility I.D. No. 12391

Project No.: 0403194

Description:
Drilling activities at
MW-21D.

Direction of View:
South

Date Taken:
10/21/2019

File Name:
IMG_0011.JPG



Description:
Soil cuttings from MW-
21D from 50-80 feet
below ground surface.

Direction of View:
North

Date Taken:
10/11/2019

File Name:
IMG_0015



Site Photographs

Bel Air Xtra Fuels
2476 Churchville Road
Bel Air, Maryland 21028
Facility I.D. No. 12391

Project No.: 0403194

Description:
Rock and soil cutting
from MW-21D at 90
feet where highest PID
response was
observed.

Direction of View:
West

Date Taken:
10/14/2019

File Name:
IMG_0047



Description:
Geophysics testing
activities.

Direction of View:
West

Date Taken:
10/18/2019

File Name:
IMG_0002



Site Photographs

Bel Air Xtra Fuels
2476 Churchville Road
Bel Air, Maryland 21028
Facility I.D. No. 12391

Project No.: 0403194

Description:
Completed well pads
of monitoring wells
MW-21S, MW-21I and
MW-21D.

Direction of View:
East

Date Taken:
10/18/2019

File Name:
IMG_0010



Description:
Final well construction
activities.

Direction of View:
Southeast

Date Taken:
12/12/2019

File Name:
IMG_0328





Appendix B – Soil Boring Logs



Boring Log and Well Completion Report

MW-21S

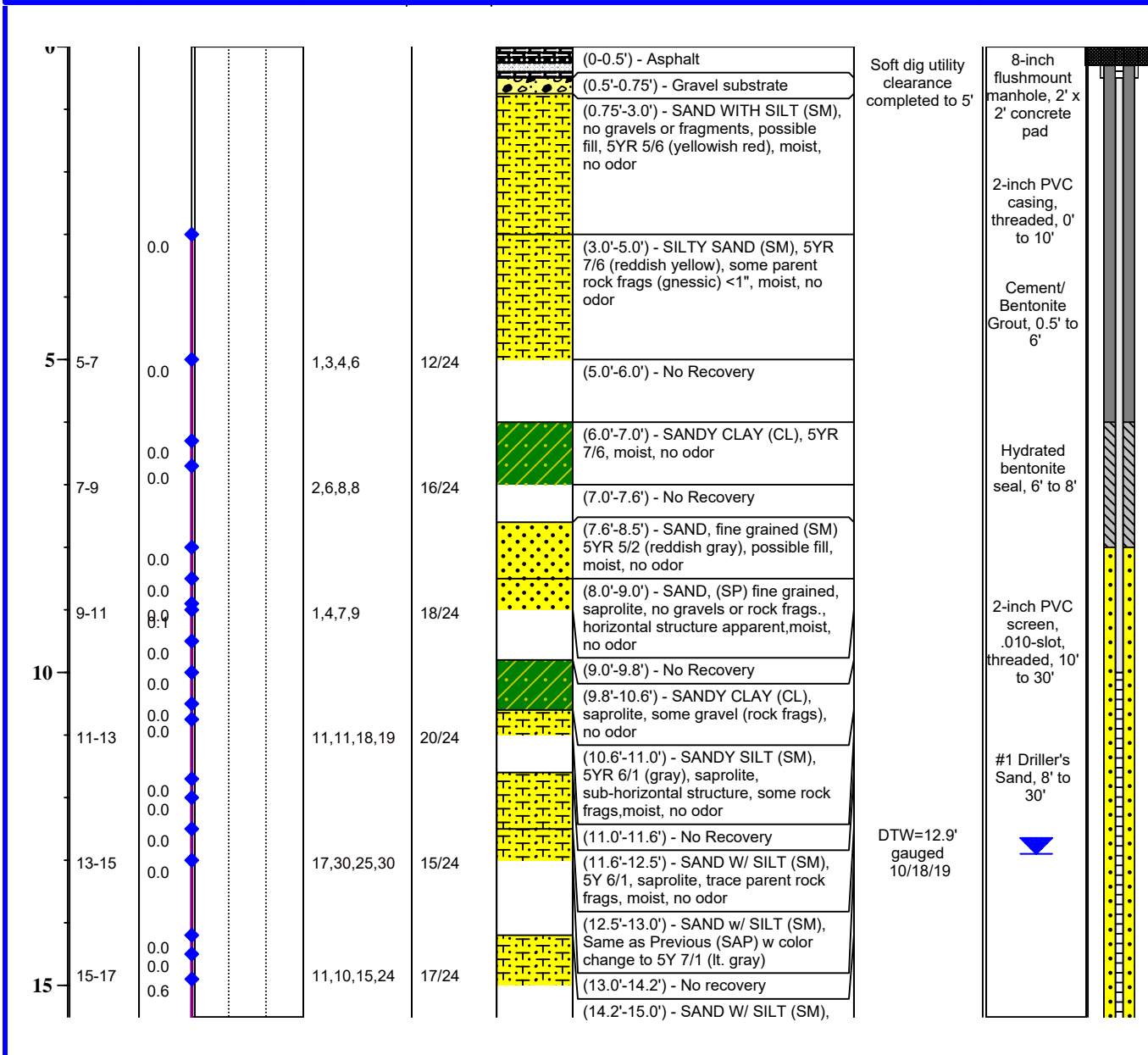
Groundwater and Environmental Services, Inc.

Page 1 of 2

PROJECT: **Former Xtra Fuels No. 7805** WATER DEPTH: **12.9'** TOTAL DEPTH: **30.0'**
 ADDRESS: **2476 E. Churchville Rd.** BOREHOLE DIA.: **8-inch** SURFACE EL.: **-**
Bel Air, Harford Co., MD WELL DIA.: **2-inch**

Logged By: **P. Reichardt** Drilling Method: **Mobile B80/ Hollow Stem Auger**
 Dates Drilled: **10/8/19** Sampling Method: **Split Spoon**
 Drilling Company: **SGS** Soil Class. System: **USCS**
 Boring Permit #: **HA-19-0070** Field Screening: **PID 10.6 ev**

Depth (feet)	Sample Interval (feet)	Field Screen: VOCs (ppm) 0 —●—●—●—●—● 5	Blowcount	Recovery (in)	Sample Lithology	Comments	Completion Details
--------------	------------------------	--	-----------	---------------	------------------	----------	--------------------



LEGEND

Proportion Descriptions:
 Trace = <10% Some = <50%
 Little = <25% And = 50%

Symbol Key:
 Water Level ▾
 Soil Sample Location ◆
 VOC = Volatile Organic Compound

" = inches gal = gallon
 ' = feet
 DTW = Depth-to-Water
 ppm = parts per million

Well ID: MW-21S

Groundwater & Environmental Services, Inc.

1350 Blair Drive, Suite A, Odenton, Maryland

800.220.3606 Fax 410.721.3733

p. 1 of 2



Boring Log and Well Completion Report

MW-21S

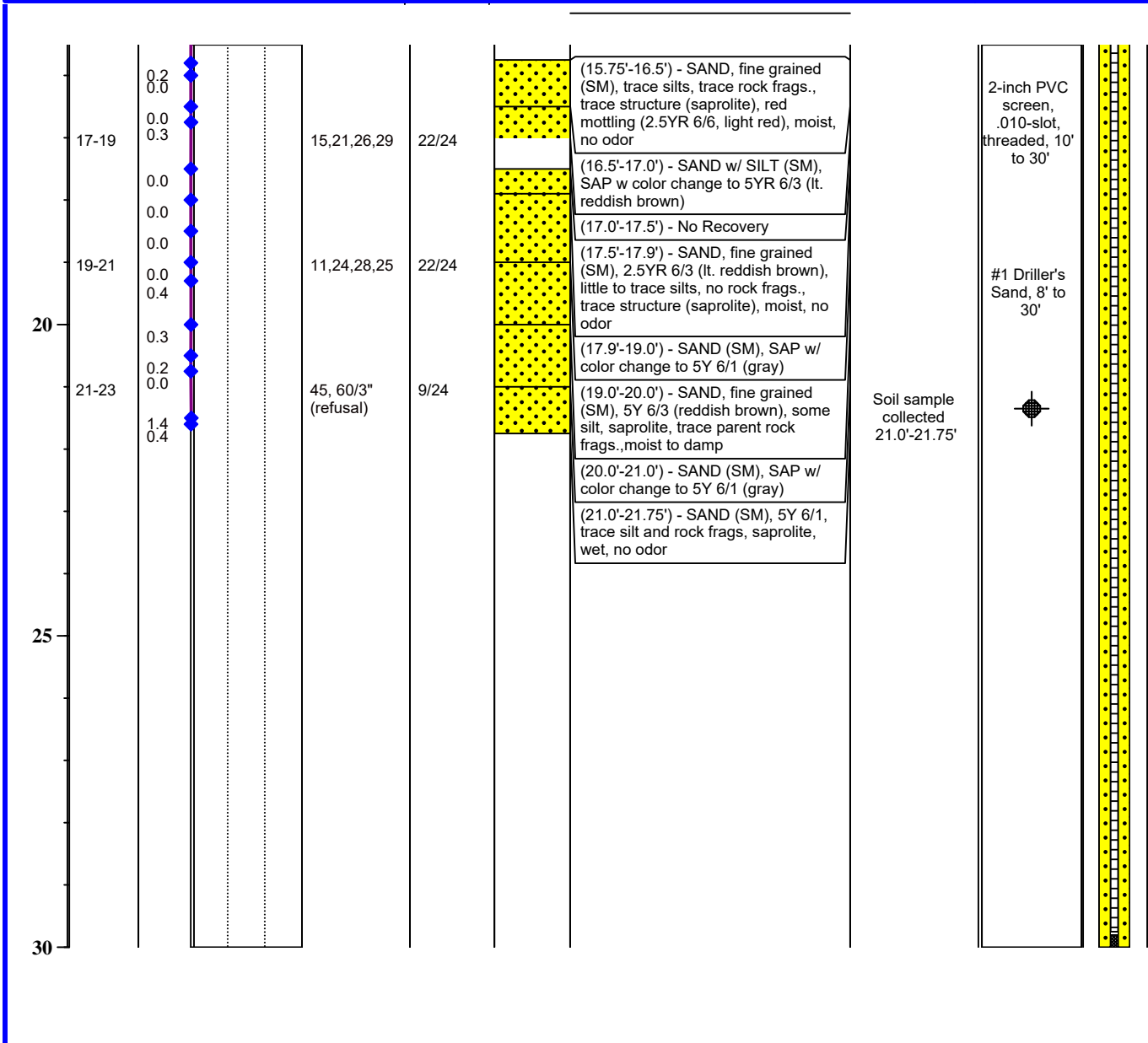
Groundwater and Environmental Services, Inc.

Page 2 of 2

PROJECT: Former Xtra Fuels No. 7805 WATER DEPTH: 12.9' TOTAL DEPTH: 30.0'
 ADDRESS: 2476 E. Churchville Rd. BOREHOLE DIA.: 8-inch SURFACE EL.: -
 Bel Air, Harford Co., MD WELL DIA.: 2-inch

Logged By: P. Reichardt Drilling Method: Mobile B80/ Hollow Stem Auger
 Dates Drilled: 10/8/19 Sampling Method: Split Spoon
 Drilling Company: SGS Soil Class. System: USCS
 Boring Permit #: HA-19-0070 Field Screening: PID 10.6 ev

Depth (feet)	Sample Interval (feet)	Field Screen: VOCs (ppm)	Blowcount	Recovery (in)	Sample Lithology	Comments	Completion Details
--------------	------------------------	--------------------------	-----------	---------------	------------------	----------	--------------------



LEGEND

Proportion Descriptions:
 Trace = <10% Some = <50%
 Little = <25% And = 50%

Symbol Key:
 Water Level
 Soil Sample Location
 VOC = Volatile Organic Compound

" = inches gal = gallon
 ' = feet
 DTW = Depth-to-Water
 ppm = parts per million



Boring Log and Well Completion Report

MW-21 I

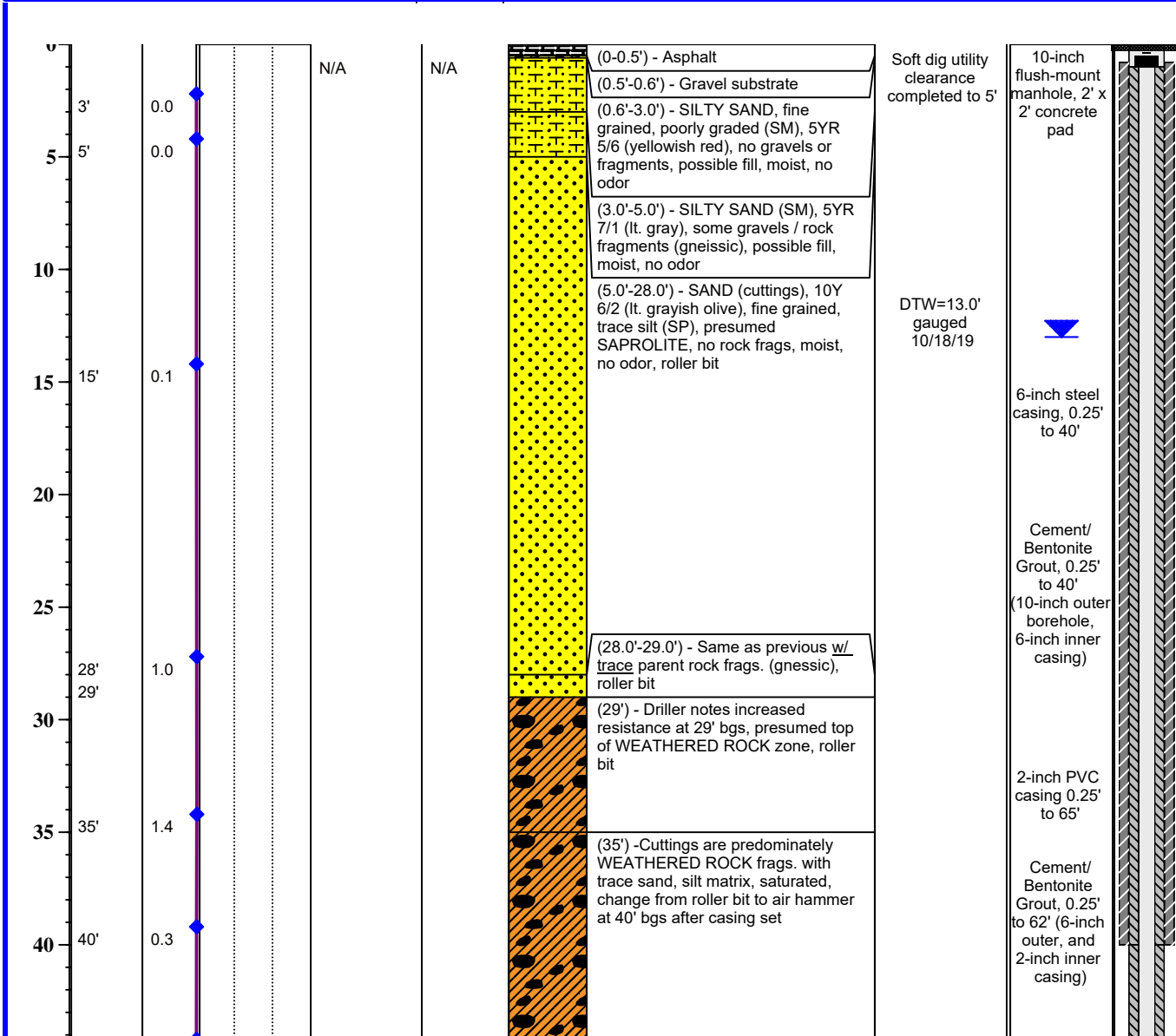
Groundwater and Environmental Services, Inc.

Page 1 of 2

PROJECT: Former Xtra Fuels No. 7805 WATER DEPTH: 13.0' TOTAL DEPTH: 85.0'
 ADDRESS: 2476 E. Churchville Rd. BOREHOLE DIA.: 10-inch SURFACE EL.: -
 Bel Air, Harford Co., MD WELL DIA.: 2-inch

Logged By: P. Reichardt Drilling Method: Mobile B80/ Air Rotary & Air Hammer
 Dates Drilled: 10/9-10/10/19 Sampling Method: Cuttings grab
 Drilling Company: SGS Soil Class. System: USCS
 Boring Permit #: HA-19-0071 Field Screening: PID 10.6 ev

Depth (feet)	Sample Interval (feet)	Field Screen: VOCs (ppm)	Blowcount	Recovery (in)	Sample Lithology	Comments	Completion Details
		0 — — — — — 3					



LEGEND

Proportion Descriptions:
 Trace = <10% Some = <50%
 Little = <25% And = 50%

Symbol Key:
 Water Level ▾
 Soil Sample Location ◆
 VOC = Volatile Organic Compound

" = inches gal = gallon
 ' = feet
 DTW = Depth-to-Water
 ppm = parts per million

Well ID: MW-21 I

Groundwater & Environmental Services, Inc.

1350 Blair Drive, Suite A, Odenton, Maryland

800.220.3606 Fax 410.721.3733

p. 1 of 2



Boring Log and Well Completion Report

MW-21 I

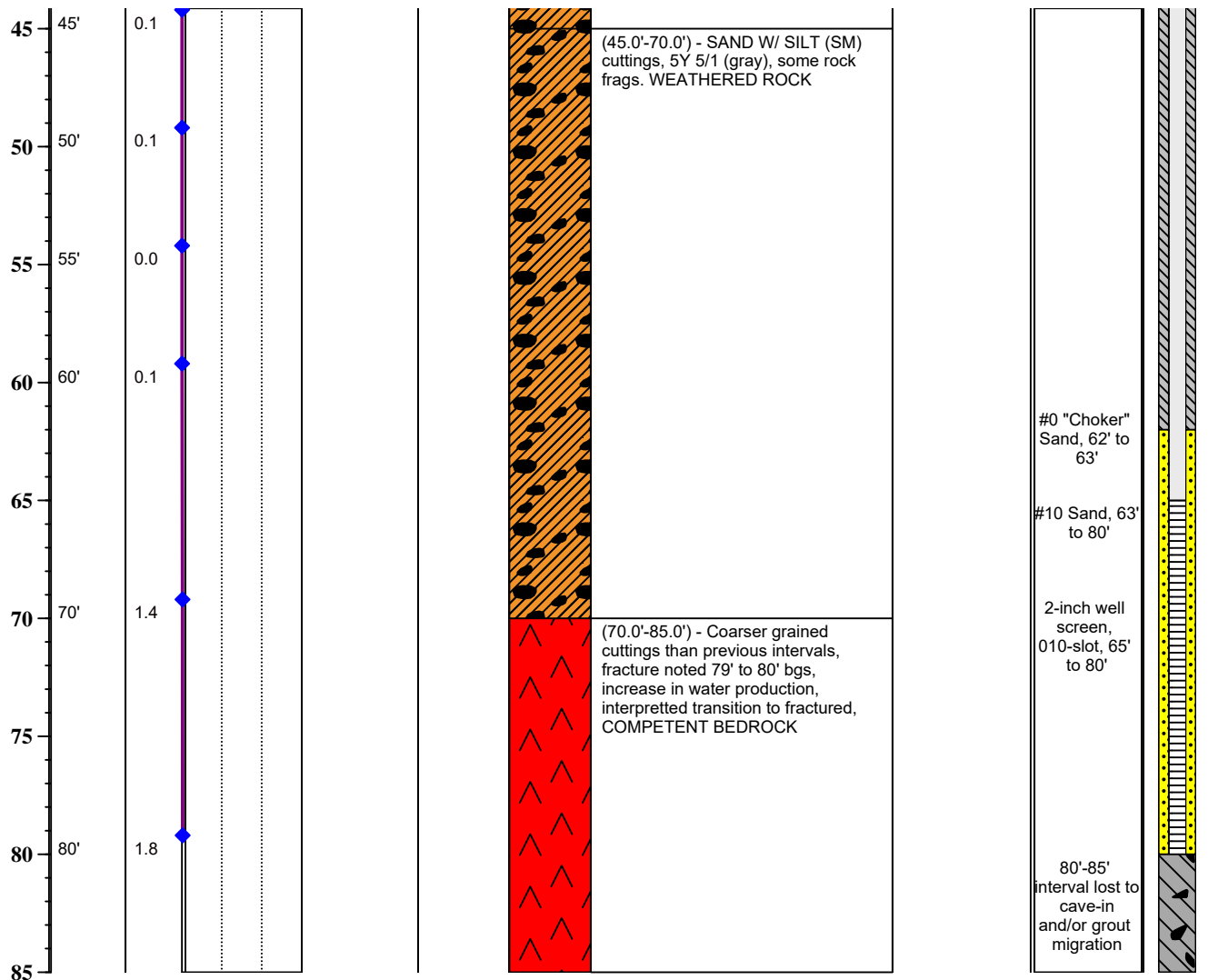
Groundwater and Environmental Services, Inc.

Page 2 of 2

PROJECT: Former Xtra Fuels No. 7805	WATER DEPTH: 13.0'	TOTAL DEPTH: 85.0'
ADDRESS: 2476 E. Churchville Rd.	BOREHOLE DIA.: 10-inch	SURFACE EL.: -
Bel Air, Harford Co., MD	WELL DIA.: 2-inch	

Logged By: P. Reichardt	Drilling Method: Mobile B80/ Air Rotary & Air Hammer
Dates Drilled: 10/9-10/10/19	Sampling Method: Cuttings grab
Drilling Company: SGS	Soil Class. System: USCS
Boring Permit #: HA-19-0071	Field Screening: PID 10.6 ev

Depth (feet)	Sample Interval (feet)	Field Screen: VOCs (ppm) 0 — — — — 3	Blowcount	Recovery (in)	Sample Lithology	Comments	Completion Details
--------------	------------------------	---	-----------	---------------	------------------	----------	--------------------



LEGEND

Proportion Descriptions:
 Trace = <10% Some = <50%
 Little = <25% And = 50%

Symbol Key:
 Water Level ▾
 Soil Sample Location ◆
 VOC = Volatile Organic Compound

" = inches gal = gallon
 ' = feet
 DTW = Depth-to-Water
 ppm = parts per million

Well ID: MW-21 I

Groundwater & Environmental Services, Inc.

1350 Blair Drive, Suite A, Odenton, Maryland

800.220.3606 Fax 410.721.3733

p. 2 of 2



Boring Log and Well Completion Report

MW-21 D


Groundwater and Environmental Services, Inc.

Page 1 of 4

PROJECT: Former Xtra Fuels No. 7805	WATER DEPTH: 16.2'	TOTAL DEPTH: 200'
ADDRESS: 2476 E. Churchville Rd.	BOREHOLE DIA.: 6-inch	SURFACE EL.: -
Bel Air, Harford Co., MD	WELL DIA.: 2"	

Logged By: P. Reichardt	Drilling Method: Mobile B80/ Air Rotary & Air Hammer
Dates Drilled: 10/10-10/16/19	Sampling Method: Cuttings grab
Drilling Company: SGS	Soil Class. System: USCS
Boring Permit #: HA-19-0072	Field Screening: PID 10.6 ev

Depth (feet)	Sample Interval (feet)	Field Screen: VOCs (ppm) 0 — — — — 3	Blowcount	Recovery (in)	Sample Lithology	Comments	Completion Details
--------------	------------------------	---	-----------	---------------	------------------	----------	--------------------



LEGEND

Proportion Descriptions:
 Trace = <10% Some = <50%
 Little = <25% And = 50%

Symbol Key:
 Water Level ▾
 Soil Sample Location ◆
 VOC = Volatile Organic Compound

" = inches gal = gallon
 ' = feet
 DTW = Depth-to-Water
 ppm = parts per million

Well ID: MW-21 D

Groundwater & Environmental Services, Inc.

1350 Blair Drive, Suite A, Odenton, Maryland

800.220.3606 Fax 410.721.3733

p. 1 of 4



Boring Log and Well Completion Report

MW-21 D

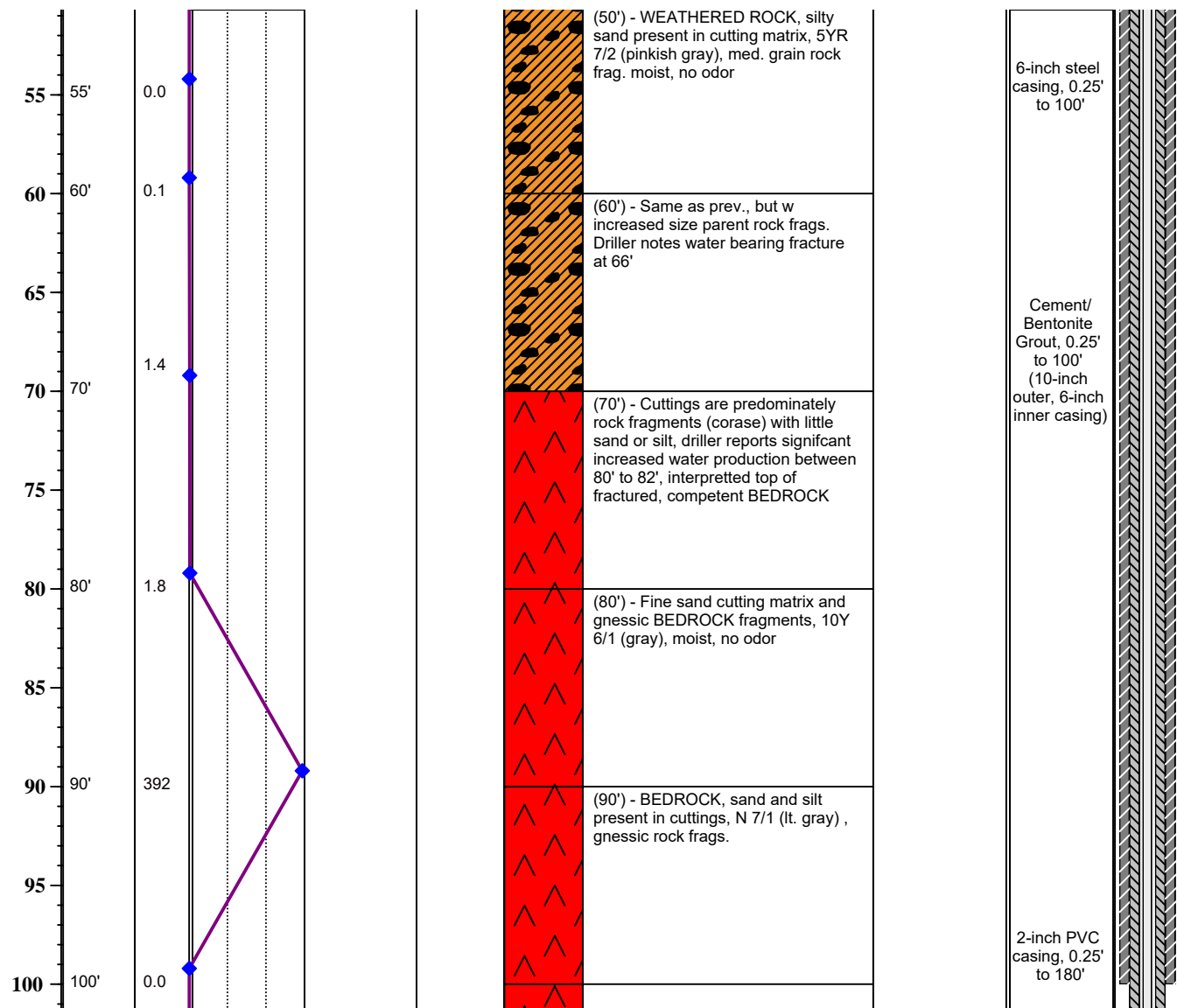
Groundwater and Environmental Services, Inc.

Page 2 of 4

PROJECT: Former Xtra Fuels No. 7805	WATER DEPTH: 16.2'	TOTAL DEPTH: 200'
ADDRESS: 2476 E. Churchville Rd.	BOREHOLE DIA.: 6-inch	SURFACE EL.: -
Bel Air, Harford Co., MD	WELL DIA.: 2"	

Logged By: P. Reichardt	Drilling Method: Mobile B80/ Air Rotary & Air Hammer
Dates Drilled: 10/10-10/16/19	Sampling Method: Cuttings grab
Drilling Company: SGS	Soil Class. System: USCS
Boring Permit #: HA-19-0072	Field Screening: PID 10.6 ev

Depth (feet)	Sample Interval (feet)	Field Screen: VOCs (ppm) 0 — — — — 3	Blowcount	Recovery (in)	Sample Lithology	Comments	Completion Details
--------------	------------------------	---	-----------	---------------	------------------	----------	--------------------



LEGEND

Proportion Descriptions:
 Trace = <10% Some = <50%
 Little = <25% And = 50%

Symbol Key:
 Water Level ▾
 Soil Sample Location ◆
 VOC = Volatile Organic Compound

" = inches gal = gallon
 ' = feet
 DTW = Depth-to-Water
 ppm = parts per million

Well ID: MW-21 D

Groundwater & Environmental Services, Inc.
 1350 Blair Drive, Suite A, Odenton, Maryland 800.220.3606 Fax 410.721.3733

p. 2 of 4



Boring Log and Well Completion Report

MW-21 D


Groundwater and Environmental Services, Inc.

Page 3 of 4

PROJECT: Former Xtra Fuels No. 7805	WATER DEPTH: 16.2'	TOTAL DEPTH: 200'
ADDRESS: 2476 E. Churchville Rd.	BOREHOLE DIA.: 6-inch	SURFACE EL.: -
Bel Air, Harford Co., MD		WELL DIA.: 2"

Logged By: P. Reichardt	Drilling Method: Mobile B80/ Air Rotary & Air Hammer
Dates Drilled: 10/10-10/16/19	Sampling Method: Cuttings grab
Drilling Company: SGS	Soil Class. System: USCS
Boring Permit #: HA-19-0072	Field Screening: PID 10.6 ev

Depth (feet)	Sample Interval (feet)	Field Screen: VOCs (ppm) 0 — — — — 3	Blowcount	Recovery (in)	Sample Lithology	Comments	Completion Details
--------------	------------------------	---	-----------	---------------	------------------	----------	--------------------



LEGEND

Proportion Descriptions:
 Trace = <10% Some = <50%
 Little = <25% And = 50%

Symbol Key:
 Water Level
 Soil Sample Location
 VOC = Volatile Organic Compound

" = inches gal = gallon
 ' = feet
 DTW = Depth-to-Water
 ppm = parts per million

Well ID: MW-21 D

Groundwater & Environmental Services, Inc.

1350 Blair Drive, Suite A, Odenton, Maryland

800.220.3606 Fax 410.721.3733

p. 3 of 4



Boring Log and Well Completion Report

MW-21 D

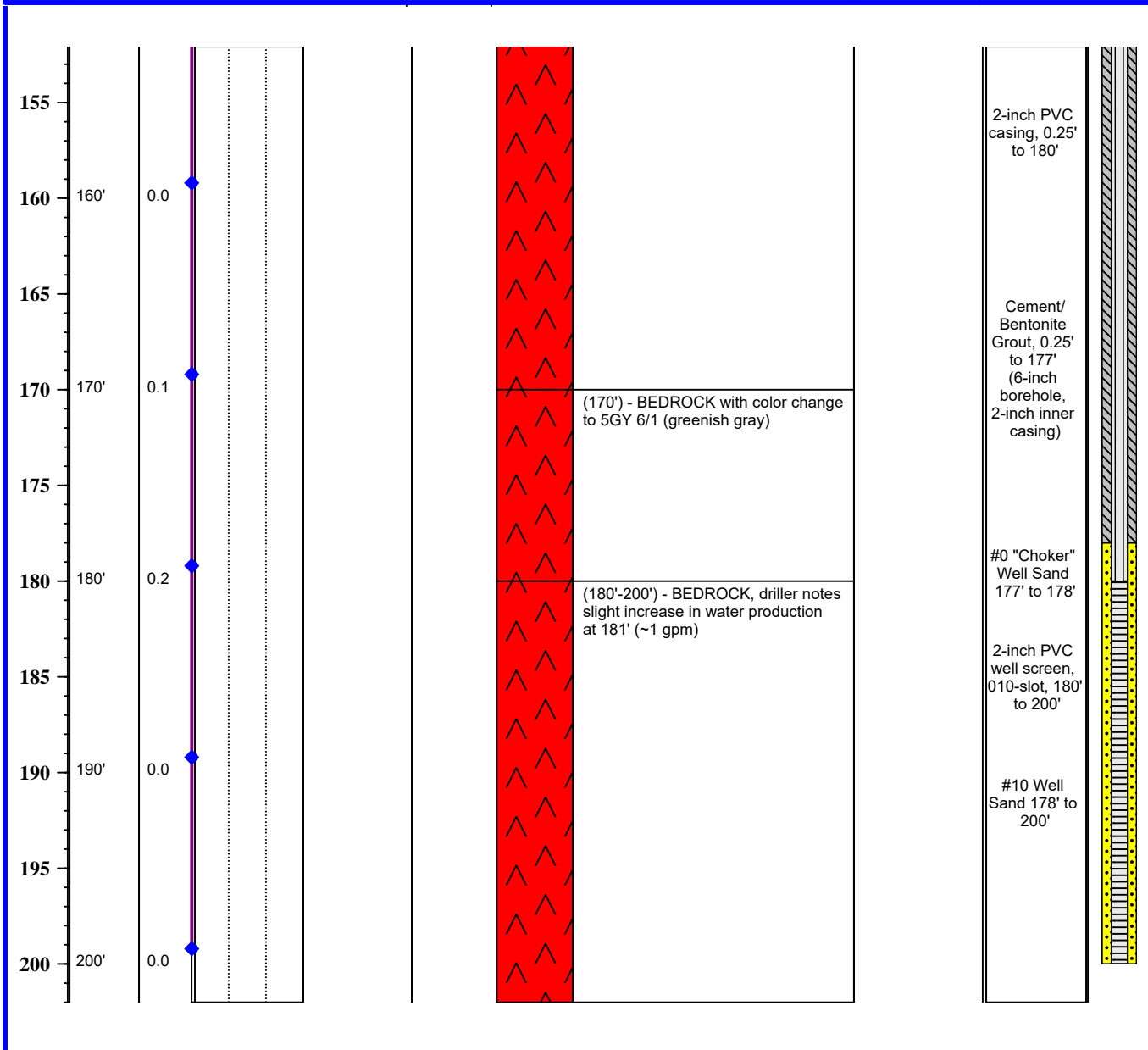
Groundwater and Environmental Services, Inc.

Page 4 of 4

PROJECT: Former Xtra Fuels No. 7805	WATER DEPTH: 16.2'	TOTAL DEPTH: 200'
ADDRESS: 2476 E. Churchville Rd.	BOREHOLE DIA.: 6-inch	SURFACE EL.: -
Bel Air, Harford Co., MD		WELL DIA.: 2"

Logged By: P. Reichardt	Drilling Method: Mobile B80/ Air Rotary & Air Hammer
Dates Drilled: 10/10-10/16/19	Sampling Method: Cuttings grab
Drilling Company: SGS	Soil Class. System: USCS
Boring Permit #: HA-19-0072	Field Screening: PID 10.6 ev

Depth (feet)	Sample Interval (feet)	Field Screen: VOCs (ppm) 0 — — — — 3	Blowcount	Recovery (in)	Sample Lithology	Comments	Completion Details
--------------	------------------------	---	-----------	---------------	------------------	----------	--------------------



LEGEND

Proportion Descriptions:
 Trace = <10% Some = <50%
 Little = <25% And = 50%

Symbol Key:
 Water Level ◆
 Soil Sample Location ◆
 VOC = Volatile Organic Compound

" = inches gal = gallon
 ' = feet
 DTW = Depth-to-Water
 ppm = parts per million

Well ID: **MW-21 D**

Groundwater & Environmental Services, Inc.

1350 Blair Drive, Suite A, Odenton, Maryland

800.220.3606 Fax 410.721.3733

p. 4 of 4



Appendix C – Laboratory Analytical Reports and Chain-of-Custody Documentation

The results set forth herein are provided by SGS North America Inc.

e-Hardcopy 2.0
Automated Report

Technical Report for

Drake Petroleum Company, Inc.

**GESMD: PC # 007805 Bel Air Xtra Fuels, 2476 Churchville Road, Bel Air, MD
0403194**

SGS Job Number: JC96485

Sampling Date: 10/08/19

Report to:

**Groundwater & Environmental Services
1350 Blair Drive Suite A
Odenton, MD 21113
ATaylorsonCollins@GESOnline.com; seprregion@gesonline.com;
Viktoriya.Pushkova@SGS.com; Shyanna.lawhorn@globalp.com
ATTN: Andrea Taylorson-Collins**

Total number of pages in report: 40



Test results contained within this data package meet the requirements of the National Environmental Laboratory Accreditation Program and/or state specific certification programs as applicable.

**Laura Degenhardt
General Manager**

Client Service contact: Victoria Pushkova 732-329-0200

Certifications: NJ(12129), NY(10983), CA, CT, FL, IL, IN, KS, KY, LA, MA, MD, ME, MN, NC, OH VAP (CL0056), AK (UST-103), AZ (AZ0786), PA, RI, SC, TX, UT, VA, WV, DoD ELAP (ANAB L2248)

This report shall not be reproduced, except in its entirety, without the written approval of SGS.
Test results relate only to samples analyzed.

Table of Contents

-1-

Section 1: Sample Summary	3
Section 2: Summary of Hits	4
Section 3: Sample Results	5
3.1: JC96485-1: MW-21S 21-21.75	6
Section 4: Misc. Forms	11
4.1: Chain of Custody	12
Section 5: MS Volatiles - QC Data Summaries	14
5.1: Method Blank Summary	15
5.2: Blank Spike Summary	18
5.3: Matrix Spike Summary	21
5.4: Duplicate Summary	24
5.5: Instrument Performance Checks (BFB)	27
5.6: Surrogate Recovery Summaries	29
Section 6: GC Volatiles - QC Data Summaries	30
6.1: Method Blank Summary	31
6.2: Blank Spike Summary	33
6.3: Matrix Spike/Matrix Spike Duplicate Summary	34
6.4: Surrogate Recovery Summaries	35
Section 7: GC/LC Semi-volatiles - QC Data Summaries	36
7.1: Method Blank Summary	37
7.2: Blank Spike Summary	38
7.3: Matrix Spike/Matrix Spike Duplicate Summary	39
7.4: Surrogate Recovery Summaries	40



Sample Summary

Drake Petroleum Company, Inc.

Job No: JC96485

GESMD: PC # 007805 Bel Air Xtra Fuels, 2476 Churchville Road, Bel Air, MD

Project No: 0403194

Sample Number	Collected Date	Time By	Received	Matrix Code Type	Client Sample ID
---------------	----------------	---------	----------	------------------	------------------

This report contains results reported as ND = Not detected. The following applies:

Organics ND = Not detected above the MDL

JC96485-1	10/08/19	13:53 PR	10/09/19	SO Soil	MW-21S 21-21.75
-----------	----------	----------	----------	---------	-----------------

Soil samples reported on a dry weight basis unless otherwise indicated on result page.

Summary of Hits

Job Number: JC96485
Account: Drake Petroleum Company, Inc.
Project: GESMD: PC # 007805 Bel Air Xtra Fuels, 2476 Churchville Road, Bel Air, MD
Collected: 10/08/19

Lab Sample ID	Client Sample ID	Result/ Qual	RL	MDL	Units	Method
---------------	------------------	-----------------	----	-----	-------	--------

JC96485-1 MW-21S 21-21.75

Benzene	0.63 J	0.65	0.59	ug/kg	SW846 8260C
Methyl Tert Butyl Ether	117	1.3	0.61	ug/kg	SW846 8260C
Tert Butyl Alcohol	205	33	5.9	ug/kg	SW846 8260C
tert-Amyl Methyl Ether	2.9	2.6	0.65	ug/kg	SW846 8260C

Sample Results

Report of Analysis

Report of Analysis

Client Sample ID: MW-21S 21-21.75	
Lab Sample ID: JC96485-1	Date Sampled: 10/08/19
Matrix: SO - Soil	Date Received: 10/09/19
Method: SW846 8260C	Percent Solids: 87.4
Project: GESMD: PC # 007805 Bel Air Xtra Fuels, 2476 Churchville Road, Bel Air, MD	

Run #	File ID	DF	Analyzed	By	Prep Date	Prep Batch	Analytical Batch
Run #1	I228909.D	1	10/11/19 17:38	TDN	n/a	n/a	VI9231
Run #2							

Run #	Initial Weight
Run #1	4.4 g
Run #2	

VOA Full List + Oxygenates

CAS No.	Compound	Result	RL	MDL	Units	Q
67-64-1	Acetone	ND	13	5.2	ug/kg	
71-43-2	Benzene	0.63	0.65	0.59	ug/kg	J
108-86-1	Bromobenzene	ND	6.5	0.72	ug/kg	
74-97-5	Bromochloromethane	ND	6.5	0.73	ug/kg	
75-27-4	Bromodichloromethane	ND	2.6	0.58	ug/kg	
75-25-2	Bromoform	ND	6.5	0.75	ug/kg	
74-83-9	Bromomethane	ND	6.5	1.3	ug/kg	
78-93-3	2-Butanone (MEK)	ND	13	4.9	ug/kg	
104-51-8	n-Butylbenzene	ND	2.6	0.53	ug/kg	
135-98-8	sec-Butylbenzene	ND	2.6	0.56	ug/kg	
98-06-6	tert-Butylbenzene	ND	2.6	0.65	ug/kg	
56-23-5	Carbon tetrachloride	ND	2.6	0.80	ug/kg	
108-90-7	Chlorobenzene	ND	2.6	0.60	ug/kg	
75-00-3	Chloroethane	ND	6.5	0.77	ug/kg	
67-66-3	Chloroform	ND	2.6	0.64	ug/kg	
74-87-3	Chloromethane	ND	6.5	2.5	ug/kg	
95-49-8	o-Chlorotoluene	ND	2.6	0.70	ug/kg	
106-43-4	p-Chlorotoluene	ND	2.6	0.73	ug/kg	
108-20-3	Di-Isopropyl ether	ND	2.6	0.66	ug/kg	
96-12-8	1,2-Dibromo-3-chloropropane	ND	2.6	1.1	ug/kg	
124-48-1	Dibromochloromethane	ND	2.6	0.73	ug/kg	
106-93-4	1,2-Dibromoethane	ND	1.3	0.55	ug/kg	
95-50-1	1,2-Dichlorobenzene	ND	1.3	0.71	ug/kg	
541-73-1	1,3-Dichlorobenzene	ND	1.3	0.64	ug/kg	
106-46-7	1,4-Dichlorobenzene	ND	1.3	0.64	ug/kg	
75-71-8	Dichlorodifluoromethane ^a	ND	6.5	0.95	ug/kg	
75-34-3	1,1-Dichloroethane	ND	1.3	0.64	ug/kg	
107-06-2	1,2-Dichloroethane	ND	1.3	0.61	ug/kg	
75-35-4	1,1-Dichloroethene	ND	1.3	0.85	ug/kg	
156-59-2	cis-1,2-Dichloroethene	ND	1.3	1.1	ug/kg	
156-60-5	trans-1,2-Dichloroethene	ND	1.3	0.79	ug/kg	
78-87-5	1,2-Dichloropropane	ND	2.6	0.61	ug/kg	

ND = Not detected MDL = Method Detection Limit J = Indicates an estimated value
 RL = Reporting Limit B = Indicates analyte found in associated method blank
 E = Indicates value exceeds calibration range N = Indicates presumptive evidence of a compound



Report of Analysis

Client Sample ID: MW-21S 21-21.75	
Lab Sample ID: JC96485-1	Date Sampled: 10/08/19
Matrix: SO - Soil	Date Received: 10/09/19
Method: SW846 8260C	Percent Solids: 87.4
Project: GESMD: PC # 007805 Bel Air Xtra Fuels, 2476 Churchville Road, Bel Air, MD	

VOA Full List + Oxygenates

CAS No.	Compound	Result	RL	MDL	Units	Q
142-28-9	1,3-Dichloropropane	ND	2.6	0.68	ug/kg	
594-20-7	2,2-Dichloropropane	ND	2.6	0.56	ug/kg	
563-58-6	1,1-Dichloropropene	ND	2.6	0.71	ug/kg	
10061-01-5	cis-1,3-Dichloropropene	ND	2.6	0.62	ug/kg	
10061-02-6	trans-1,3-Dichloropropene	ND	2.6	0.59	ug/kg	
100-41-4	Ethylbenzene	ND	1.3	0.72	ug/kg	
87-68-3	Hexachlorobutadiene	ND	6.5	0.85	ug/kg	
98-82-8	Isopropylbenzene	ND	2.6	0.91	ug/kg	
99-87-6	p-Isopropyltoluene	ND	2.6	0.51	ug/kg	
1634-04-4	Methyl Tert Butyl Ether	117	1.3	0.61	ug/kg	
108-10-1	4-Methyl-2-pentanone(MIBK)	ND	6.5	3.0	ug/kg	
74-95-3	Methylene bromide	ND	6.5	0.68	ug/kg	
75-09-2	Methylene chloride	ND	6.5	1.3	ug/kg	
91-20-3	Naphthalene	ND	6.5	0.66	ug/kg	
103-65-1	n-Propylbenzene	ND	2.6	0.61	ug/kg	
100-42-5	Styrene	ND	2.6	0.75	ug/kg	
75-65-0	Tert Butyl Alcohol	205	33	5.9	ug/kg	
994-05-8	tert-Amyl Methyl Ether	2.9	2.6	0.65	ug/kg	
637-92-3	tert-Butyl Ethyl Ether	ND	2.6	0.63	ug/kg	
630-20-6	1,1,1,2-Tetrachloroethane	ND	2.6	0.74	ug/kg	
79-34-5	1,1,2,2-Tetrachloroethane	ND	2.6	0.78	ug/kg	
127-18-4	Tetrachloroethene	ND	2.6	0.75	ug/kg	
108-88-3	Toluene	ND	1.3	0.68	ug/kg	
87-61-6	1,2,3-Trichlorobenzene	ND	6.5	2.5	ug/kg	
120-82-1	1,2,4-Trichlorobenzene	ND	6.5	2.0	ug/kg	
71-55-6	1,1,1-Trichloroethane	ND	2.6	0.63	ug/kg	
79-00-5	1,1,2-Trichloroethane	ND	2.6	0.72	ug/kg	
79-01-6	Trichloroethene	ND	1.3	0.99	ug/kg	
75-69-4	Trichlorofluoromethane ^a	ND	6.5	0.89	ug/kg	
96-18-4	1,2,3-Trichloropropane	ND	6.5	0.72	ug/kg	
95-63-6	1,2,4-Trimethylbenzene	ND	2.6	0.83	ug/kg	
108-67-8	1,3,5-Trimethylbenzene	ND	2.6	0.56	ug/kg	
75-01-4	Vinyl chloride	ND	2.6	0.63	ug/kg	
	m,p-Xylene	ND	1.3	1.2	ug/kg	
95-47-6	o-Xylene	ND	1.3	0.76	ug/kg	
1330-20-7	Xylene (total)	ND	1.3	0.76	ug/kg	

CAS No.	Surrogate Recoveries	Run# 1	Run# 2	Limits
1868-53-7	Dibromofluoromethane	109%		75-127%

ND = Not detected MDL = Method Detection Limit J = Indicates an estimated value
 RL = Reporting Limit B = Indicates analyte found in associated method blank
 E = Indicates value exceeds calibration range N = Indicates presumptive evidence of a compound

Report of Analysis

Client Sample ID: MW-21S 21-21.75	
Lab Sample ID: JC96485-1	Date Sampled: 10/08/19
Matrix: SO - Soil	Date Received: 10/09/19
Method: SW846 8260C	Percent Solids: 87.4
Project: GESMD: PC # 007805 Bel Air Xtra Fuels, 2476 Churchville Road, Bel Air, MD	

VOA Full List + Oxygenates

CAS No.	Surrogate Recoveries	Run# 1	Run# 2	Limits
17060-07-0	1,2-Dichloroethane-D4	121%		75-130%
2037-26-5	Toluene-D8	101%		80-120%
460-00-4	4-Bromofluorobenzene	104%		79-127%

(a) Associated CCV outside of control limits high, sample was ND.

ND = Not detected MDL = Method Detection Limit
 RL = Reporting Limit

J = Indicates an estimated value
 B = Indicates analyte found in associated method blank
 N = Indicates presumptive evidence of a compound

Report of Analysis

3.1
3

Client Sample ID: MW-21S 21-21.75		Date Sampled: 10/08/19
Lab Sample ID: JC96485-1		Date Received: 10/09/19
Matrix: SO - Soil		Percent Solids: 87.4
Method: SW846 8015D		
Project: GESMD: PC # 007805 Bel Air Xtra Fuels, 2476 Churchville Road, Bel Air, MD		

	File ID	DF	Analyzed	By	Prep Date	Prep Batch	Analytical Batch
Run #1	PF152987.D	1	10/11/19 13:55	XPL	n/a	n/a	GPF4996
Run #2							

	Initial Weight	Final Volume	Methanol Aliquot
Run #1	4.6 g	10.0 ml	100 ul
Run #2			

CAS No.	Compound	Result	RL	MDL	Units	Q
	TPH-GRO (C6-C10)	ND	27	5.3	mg/kg	
CAS No.	Surrogate Recoveries	Run# 1	Run# 2	Limits		
98-08-8	aaa-Trifluorotoluene	109%		70-116%		

ND = Not detected MDL = Method Detection Limit J = Indicates an estimated value
 RL = Reporting Limit B = Indicates analyte found in associated method blank
 E = Indicates value exceeds calibration range N = Indicates presumptive evidence of a compound

Report of Analysis

3.1
3

Client Sample ID: MW-21S 21-21.75		Date Sampled: 10/08/19
Lab Sample ID: JC96485-1		Date Received: 10/09/19
Matrix: SO - Soil		Percent Solids: 87.4
Method: SW846 8015D SW846 3546		
Project: GESMD: PC # 007805 Bel Air Xtra Fuels, 2476 Churchville Road, Bel Air, MD		

	File ID	DF	Analyzed	By	Prep Date	Prep Batch	Analytical Batch
Run #1	2Y99515.D	1	10/14/19 02:50	CP	10/13/19 10:30	OP23274	G2Y3790
Run #2							

	Initial Weight	Final Volume
Run #1	11.6 g	1.0 ml
Run #2		

CAS No.	Compound	Result	RL	MDL	Units	Q
	TPH-DRO (C10-C28)	ND	9.9	1.8	mg/kg	
CAS No.	Surrogate Recoveries	Run# 1	Run# 2	Limits		
84-15-1	o-Terphenyl	70%		18-132%		
438-22-2	5a-Androstane	70%		22-134%		

ND = Not detected MDL = Method Detection Limit J = Indicates an estimated value
 RL = Reporting Limit B = Indicates analyte found in associated method blank
 E = Indicates value exceeds calibration range N = Indicates presumptive evidence of a compound

Misc. Forms

Custody Documents and Other Forms

Includes the following where applicable:

- Chain of Custody



SLC
SME

CHAIN OF CUSTODY

SGS North America Inc. - Dayton
2235 Route 130, Dayton, NJ 08810
TEL: 732-329-0200 FAX: 732-329-3499/3480
www.sgs.com/ehsusa

Tracking # 79656247 4590
SGS Guide #
Bottle Group Control # VP-10319 78
SGS Job # JC96485

Client / Reporting Information		Project Information										Requested Analysis										Matrix Codes
Company Name: GES		Project Name: DRAKE BEL AIR # 11013										Full Suite VOC-8260 TPH-GRO, 8015 TPH-DNO, 8015										DW - Drinking Water GW - Ground Water WW - Water SW - Surface Water SO - Soil SL - Sludge SED - Sediment OI - Oil LIQ - Other Liquid AIR - Air SOL - Other Solid WP - Waste FB - Field Blank EB - Equipment Blank RB - Rinse Blank TB - Trip Blank
Street Address: 1350 BLAIR DR.		Street: 2476 Churchville Rd																				
City/State/Zip: ODONTON MD		City/State/Zip: BLAIR MD																				
Project Contact: ANDREA THOMPSON-CALLAS		Project: 0403194																				
Phone # 800-220-3400, 3703		Client Purchase Order #										City/State/Zip										Matrix Codes
Sampler(s) Name(s)		Project Manager: A. Thompson-Callas										Attention:										LAB USE ONLY
Field ID / Point of Collection		Collection										Number of preserved bottles										LAB USE ONLY
MECH/DI Vial #		Date/Time										Matrix										LAB USE ONLY
1 MAW-215 21-21.75		10/6/19 1353										PRC G S-1 C										D61 P32 1403 40135
Turn Around Time (Business Days)		Deliverable										Comments / Special Instructions										
<input checked="" type="checkbox"/> 10 Business Days <input type="checkbox"/> 5 Business Days <input type="checkbox"/> 3 Business Days <input type="checkbox"/> 2 Business Days <input type="checkbox"/> 1 Business Day <input type="checkbox"/> Other		<input type="checkbox"/> Commercial "A" (Level 1) <input type="checkbox"/> Commercial "B" (Level 2) <input type="checkbox"/> NJ Reduced (Level 3) <input type="checkbox"/> Full Tier 1 (Level 4) <input type="checkbox"/> Commercial "C" <input type="checkbox"/> NJ DKQP										<input type="checkbox"/> NYASP Category A <input type="checkbox"/> NYASP Category B <input type="checkbox"/> MA MCP Criteria <input type="checkbox"/> CT RCP Criteria <input type="checkbox"/> State Form <input type="checkbox"/> EDD Format										<input type="checkbox"/> DOD-QSMS INITIAL ASSESSMENT 3BWR LABEL VERIFICATION
<input type="checkbox"/> All data available via Lablink Approved by (SGS PM) / Date:		Commercial "A" = Results only Commercial "B" = Results + QC Summary Commercial "C" = Results + QC Summary + Partial Raw data Approval needed for 1-3 Business Day TAT										Sample Custody must be documented below each time samples change possession, including courier delivery.										http://www.sgs.com/en/terms-and-conditions
Relinquished by: [Signature]		Date / Time: 10/3/19 1340		Received By: [Signature]		Date / Time: 10/3/19 0950		Received By: [Signature]		Relinquished by: [Signature]		Date / Time: 10/3/19 0950		Received By: [Signature]		Relinquished by: [Signature]		Date / Time: 10/3/19 0950		Received By: [Signature]		
Relinquished by: [Signature]		Date / Time: 10/3/19 1340		Received By: [Signature]		Date / Time: 10/3/19 0950		Received By: [Signature]		Relinquished by: [Signature]		Date / Time: 10/3/19 0950		Received By: [Signature]		Relinquished by: [Signature]		Date / Time: 10/3/19 0950		Received By: [Signature]		
Relinquished by: [Signature]		Date / Time: 10/3/19 1340		Received By: [Signature]		Date / Time: 10/3/19 0950		Received By: [Signature]		Relinquished by: [Signature]		Date / Time: 10/3/19 0950		Received By: [Signature]		Relinquished by: [Signature]		Date / Time: 10/3/19 0950		Received By: [Signature]		
Custody Seal #		<input type="checkbox"/> Intact <input type="checkbox"/> Not Intact										<input type="checkbox"/> Preserved where applicable <input type="checkbox"/> Absent										<input checked="" type="checkbox"/> On Ice <input type="checkbox"/> Cooler Temp: 4.1°C EP

4.1
4



SGS Sample Receipt Summary

Job Number: JC96485 **Client:** GROUNDWATER & ENVIRONMENTAL S **Project:** GESMD: PC # 007805 BEL AIR XTRA FUELS, 2

Date / Time Received: 10/9/2019 9:50:00 AM **Delivery Method:** _____ **Airbill #'s:** _____

Cooler Temps (Raw Measured) °C: Cooler 1: (4.1);

Cooler Temps (Corrected) °C: Cooler 1: (4.0);

<u>Cooler Security</u>	<u>Y</u>	<u>or</u>	<u>N</u>		<u>Y</u>	<u>or</u>	<u>N</u>
1. Custody Seals Present:	<input checked="" type="checkbox"/>		<input type="checkbox"/>	3. COC Present:	<input checked="" type="checkbox"/>		<input type="checkbox"/>
2. Custody Seals Intact:	<input checked="" type="checkbox"/>		<input type="checkbox"/>	4. Smpl Dates/Time OK	<input checked="" type="checkbox"/>		<input type="checkbox"/>

<u>Cooler Temperature</u>	<u>Y</u>	<u>or</u>	<u>N</u>
1. Temp criteria achieved:	<input checked="" type="checkbox"/>		<input type="checkbox"/>
2. Cooler temp verification:	IR Gun		
3. Cooler media:	Ice (Bag)		
4. No. Coolers:	1		

<u>Quality Control Preservation</u>	<u>Y</u>	<u>or</u>	<u>N</u>	<u>N/A</u>
1. Trip Blank present / cooler:	<input type="checkbox"/>		<input checked="" type="checkbox"/>	<input type="checkbox"/>
2. Trip Blank listed on COC:	<input type="checkbox"/>		<input checked="" type="checkbox"/>	<input type="checkbox"/>
3. Samples preserved properly:	<input checked="" type="checkbox"/>		<input type="checkbox"/>	
4. VOCs headspace free:	<input type="checkbox"/>		<input type="checkbox"/>	<input checked="" type="checkbox"/>

<u>Sample Integrity - Documentation</u>	<u>Y</u>	<u>or</u>	<u>N</u>
1. Sample labels present on bottles:	<input checked="" type="checkbox"/>		<input type="checkbox"/>
2. Container labeling complete:	<input checked="" type="checkbox"/>		<input type="checkbox"/>
3. Sample container label / COC agree:	<input checked="" type="checkbox"/>		<input type="checkbox"/>

<u>Sample Integrity - Condition</u>	<u>Y</u>	<u>or</u>	<u>N</u>
1. Sample recvd within HT:	<input checked="" type="checkbox"/>		<input type="checkbox"/>
2. All containers accounted for:	<input checked="" type="checkbox"/>		<input type="checkbox"/>
3. Condition of sample:	Intact		

<u>Sample Integrity - Instructions</u>	<u>Y</u>	<u>or</u>	<u>N</u>	<u>N/A</u>
1. Analysis requested is clear:	<input checked="" type="checkbox"/>		<input type="checkbox"/>	
2. Bottles received for unspecified tests	<input type="checkbox"/>		<input checked="" type="checkbox"/>	
3. Sufficient volume recvd for analysis:	<input checked="" type="checkbox"/>		<input type="checkbox"/>	
4. Compositing instructions clear:	<input type="checkbox"/>		<input type="checkbox"/>	<input checked="" type="checkbox"/>
5. Filtering instructions clear:	<input type="checkbox"/>		<input type="checkbox"/>	<input checked="" type="checkbox"/>

Test Strip Lot #s:	pH 1-12: 229517	pH 12+: 208717	Other: (Specify) _____
--------------------	-----------------	----------------	------------------------

Comments

SM089-03
Rev. Date 12/7/17

JC96485: Chain of Custody

Page 2 of 2

4.1
4

MS Volatiles

QC Data Summaries

Includes the following where applicable:

- Method Blank Summaries
- Blank Spike Summaries
- Matrix Spike and Duplicate Summaries
- Instrument Performance Checks (BFB)
- Surrogate Recovery Summaries

Method Blank Summary

Job Number: JC96485**Account:** DRAKEPET Drake Petroleum Company, Inc.**Project:** GESMD: PC # 007805 Bel Air Xtra Fuels, 2476 Churchville Road, Bel Air, MD

Sample	File ID	DF	Analyzed	By	Prep Date	Prep Batch	Analytical Batch
VI9231-MB	I228894.D	1	10/11/19	TDN	n/a	n/a	VI9231

The QC reported here applies to the following samples:**Method:** SW846 8260C

JC96485-1

CAS No.	Compound	Result	RL	MDL	Units	Q
67-64-1	Acetone	ND	10	4.0	ug/kg	
71-43-2	Benzene	ND	0.50	0.46	ug/kg	
108-86-1	Bromobenzene	ND	5.0	0.55	ug/kg	
74-97-5	Bromochloromethane	ND	5.0	0.56	ug/kg	
75-27-4	Bromodichloromethane	ND	2.0	0.44	ug/kg	
75-25-2	Bromoform	ND	5.0	0.58	ug/kg	
74-83-9	Bromomethane	ND	5.0	1.0	ug/kg	
78-93-3	2-Butanone (MEK)	ND	10	3.7	ug/kg	
104-51-8	n-Butylbenzene	ND	2.0	0.41	ug/kg	
135-98-8	sec-Butylbenzene	ND	2.0	0.43	ug/kg	
98-06-6	tert-Butylbenzene	ND	2.0	0.50	ug/kg	
56-23-5	Carbon tetrachloride	ND	2.0	0.62	ug/kg	
108-90-7	Chlorobenzene	ND	2.0	0.46	ug/kg	
75-00-3	Chloroethane	ND	5.0	0.59	ug/kg	
67-66-3	Chloroform	ND	2.0	0.49	ug/kg	
74-87-3	Chloromethane	ND	5.0	2.0	ug/kg	
95-49-8	o-Chlorotoluene	ND	2.0	0.54	ug/kg	
106-43-4	p-Chlorotoluene	ND	2.0	0.56	ug/kg	
108-20-3	Di-Isopropyl ether	ND	2.0	0.50	ug/kg	
96-12-8	1,2-Dibromo-3-chloropropane	ND	2.0	0.84	ug/kg	
124-48-1	Dibromochloromethane	ND	2.0	0.56	ug/kg	
106-93-4	1,2-Dibromoethane	ND	1.0	0.42	ug/kg	
95-50-1	1,2-Dichlorobenzene	ND	1.0	0.55	ug/kg	
541-73-1	1,3-Dichlorobenzene	ND	1.0	0.50	ug/kg	
106-46-7	1,4-Dichlorobenzene	ND	1.0	0.49	ug/kg	
75-71-8	Dichlorodifluoromethane	ND	5.0	0.73	ug/kg	
75-34-3	1,1-Dichloroethane	ND	1.0	0.50	ug/kg	
107-06-2	1,2-Dichloroethane	ND	1.0	0.47	ug/kg	
75-35-4	1,1-Dichloroethene	ND	1.0	0.66	ug/kg	
156-59-2	cis-1,2-Dichloroethene	ND	1.0	0.84	ug/kg	
156-60-5	trans-1,2-Dichloroethene	ND	1.0	0.61	ug/kg	
78-87-5	1,2-Dichloropropane	ND	2.0	0.47	ug/kg	
142-28-9	1,3-Dichloropropane	ND	2.0	0.52	ug/kg	
594-20-7	2,2-Dichloropropane	ND	2.0	0.43	ug/kg	
563-58-6	1,1-Dichloropropene	ND	2.0	0.54	ug/kg	
10061-01-5	cis-1,3-Dichloropropene	ND	2.0	0.48	ug/kg	

Method Blank Summary

Job Number: JC96485

Account: DRAKEPET Drake Petroleum Company, Inc.

Project: GESMD: PC # 007805 Bel Air Xtra Fuels, 2476 Churchville Road, Bel Air, MD

Sample	File ID	DF	Analyzed	By	Prep Date	Prep Batch	Analytical Batch
VI9231-MB	I228894.D	1	10/11/19	TDN	n/a	n/a	VI9231

The QC reported here applies to the following samples:

Method: SW846 8260C

JC96485-1

CAS No.	Compound	Result	RL	MDL	Units	Q
10061-02-6	trans-1,3-Dichloropropene	ND	2.0	0.46	ug/kg	
100-41-4	Ethylbenzene	ND	1.0	0.55	ug/kg	
87-68-3	Hexachlorobutadiene	ND	5.0	0.66	ug/kg	
98-82-8	Isopropylbenzene	ND	2.0	0.70	ug/kg	
99-87-6	p-Isopropyltoluene	ND	2.0	0.40	ug/kg	
1634-04-4	Methyl Tert Butyl Ether	ND	1.0	0.47	ug/kg	
108-10-1	4-Methyl-2-pentanone(MIBK)	ND	5.0	2.3	ug/kg	
74-95-3	Methylene bromide	ND	5.0	0.53	ug/kg	
75-09-2	Methylene chloride	ND	5.0	0.99	ug/kg	
91-20-3	Naphthalene	ND	5.0	0.51	ug/kg	
103-65-1	n-Propylbenzene	ND	2.0	0.47	ug/kg	
100-42-5	Styrene	ND	2.0	0.58	ug/kg	
75-65-0	Tert Butyl Alcohol	ND	25	4.6	ug/kg	
994-05-8	tert-Amyl Methyl Ether	ND	2.0	0.50	ug/kg	
637-92-3	tert-Butyl Ethyl Ether	ND	2.0	0.49	ug/kg	
630-20-6	1,1,1,2-Tetrachloroethane	ND	2.0	0.57	ug/kg	
79-34-5	1,1,2,2-Tetrachloroethane	ND	2.0	0.60	ug/kg	
127-18-4	Tetrachloroethene	ND	2.0	0.58	ug/kg	
108-88-3	Toluene	ND	1.0	0.53	ug/kg	
87-61-6	1,2,3-Trichlorobenzene	ND	5.0	1.9	ug/kg	
120-82-1	1,2,4-Trichlorobenzene	ND	5.0	1.5	ug/kg	
71-55-6	1,1,1-Trichloroethane	ND	2.0	0.48	ug/kg	
79-00-5	1,1,2-Trichloroethane	ND	2.0	0.55	ug/kg	
79-01-6	Trichloroethene	ND	1.0	0.76	ug/kg	
75-69-4	Trichlorofluoromethane	ND	5.0	0.68	ug/kg	
96-18-4	1,2,3-Trichloropropane	ND	5.0	0.56	ug/kg	
95-63-6	1,2,4-Trimethylbenzene	ND	2.0	0.64	ug/kg	
108-67-8	1,3,5-Trimethylbenzene	ND	2.0	0.43	ug/kg	
75-01-4	Vinyl chloride	ND	2.0	0.48	ug/kg	
	m,p-Xylene	ND	1.0	0.90	ug/kg	
95-47-6	o-Xylene	ND	1.0	0.58	ug/kg	
1330-20-7	Xylene (total)	ND	1.0	0.58	ug/kg	

Method Blank Summary

Job Number: JC96485

Account: DRAKEPET Drake Petroleum Company, Inc.

Project: GESMD: PC # 007805 Bel Air Xtra Fuels, 2476 Churchville Road, Bel Air, MD

Sample	File ID	DF	Analyzed	By	Prep Date	Prep Batch	Analytical Batch
VI9231-MB	I228894.D	1	10/11/19	TDN	n/a	n/a	VI9231

The QC reported here applies to the following samples:

Method: SW846 8260C

JC96485-1

CAS No.	Surrogate Recoveries	Limits	
1868-53-7	Dibromofluoromethane	104%	75-127%
17060-07-0	1,2-Dichloroethane-D4	111%	75-130%
2037-26-5	Toluene-D8	101%	80-120%
460-00-4	4-Bromofluorobenzene	102%	79-127%

CAS No.	Tentatively Identified Compounds	R. T.	Est. Conc.	Units	Q
	Total TIC, Volatile		0	ug/kg	

Blank Spike Summary

Job Number: JC96485

Account: DRAKEPET Drake Petroleum Company, Inc.

Project: GESMD: PC # 007805 Bel Air Xtra Fuels, 2476 Churchville Road, Bel Air, MD

Sample	File ID	DF	Analyzed	By	Prep Date	Prep Batch	Analytical Batch
VI9231-BS	I228892.D	1	10/11/19	TDN	n/a	n/a	VI9231

The QC reported here applies to the following samples:

Method: SW846 8260C

JC96485-1

CAS No.	Compound	Spike ug/kg	BSP ug/kg	BSP %	Limits
67-64-1	Acetone	200	213	107	48-149
71-43-2	Benzene	50	49.8	100	74-117
108-86-1	Bromobenzene	50	48.2	96	77-117
74-97-5	Bromochloromethane	50	50.8	102	82-121
75-27-4	Bromodichloromethane	50	52.0	104	78-119
75-25-2	Bromoform	50	54.2	108	76-130
74-83-9	Bromomethane	50	59.5	119	58-137
78-93-3	2-Butanone (MEK)	200	225	113	65-143
104-51-8	n-Butylbenzene	50	51.2	102	74-123
135-98-8	sec-Butylbenzene	50	50.0	100	74-123
98-06-6	tert-Butylbenzene	50	49.8	100	73-124
56-23-5	Carbon tetrachloride	50	56.2	112	69-136
108-90-7	Chlorobenzene	50	50.3	101	79-117
75-00-3	Chloroethane	50	61.1	122	62-139
67-66-3	Chloroform	50	52.4	105	76-119
74-87-3	Chloromethane	50	57.5	115	52-144
95-49-8	o-Chlorotoluene	50	48.4	97	77-118
106-43-4	p-Chlorotoluene	50	48.9	98	75-117
108-20-3	Di-Isopropyl ether	50	51.3	103	72-128
96-12-8	1,2-Dibromo-3-chloropropane	50	51.1	102	72-124
124-48-1	Dibromochloromethane	50	55.0	110	78-122
106-93-4	1,2-Dibromoethane	50	51.8	104	80-116
95-50-1	1,2-Dichlorobenzene	50	48.5	97	77-117
541-73-1	1,3-Dichlorobenzene	50	48.8	98	75-117
106-46-7	1,4-Dichlorobenzene	50	48.4	97	76-115
75-71-8	Dichlorodifluoromethane	50	62.7	125	43-156
75-34-3	1,1-Dichloroethane	50	52.2	104	75-124
107-06-2	1,2-Dichloroethane	50	52.4	105	74-124
75-35-4	1,1-Dichloroethene	50	53.7	107	64-129
156-59-2	cis-1,2-Dichloroethene	50	47.9	96	74-118
156-60-5	trans-1,2-Dichloroethene	50	53.2	106	71-125
78-87-5	1,2-Dichloropropane	50	49.9	100	80-119
142-28-9	1,3-Dichloropropane	50	52.1	104	79-115
594-20-7	2,2-Dichloropropane	50	54.4	109	66-130
563-58-6	1,1-Dichloropropene	50	53.4	107	74-124
10061-01-5	cis-1,3-Dichloropropene	50	51.0	102	80-119

* = Outside of Control Limits.

Blank Spike Summary

Job Number: JC96485

Account: DRAKEPET Drake Petroleum Company, Inc.

Project: GESMD: PC # 007805 Bel Air Xtra Fuels, 2476 Churchville Road, Bel Air, MD

Sample	File ID	DF	Analyzed	By	Prep Date	Prep Batch	Analytical Batch
VI9231-BS	I228892.D	1	10/11/19	TDN	n/a	n/a	VI9231

The QC reported here applies to the following samples:

Method: SW846 8260C

JC96485-1

CAS No.	Compound	Spike ug/kg	BSP ug/kg	BSP %	Limits
10061-02-6	trans-1,3-Dichloropropene	50	54.5	109	78-119
100-41-4	Ethylbenzene	50	50.8	102	75-118
87-68-3	Hexachlorobutadiene	50	52.8	106	64-133
98-82-8	Isopropylbenzene	50	52.6	105	74-122
99-87-6	p-Isopropyltoluene	50	51.5	103	74-121
1634-04-4	Methyl Tert Butyl Ether	50	50.9	102	75-123
108-10-1	4-Methyl-2-pentanone(MIBK)	200	211	106	73-136
74-95-3	Methylene bromide	50	51.6	103	82-120
75-09-2	Methylene chloride	50	48.3	97	73-120
91-20-3	Naphthalene	50	49.9	100	71-130
103-65-1	n-Propylbenzene	50	49.4	99	75-120
100-42-5	Styrene	50	50.5	101	78-120
75-65-0	Tert Butyl Alcohol	250	263	105	76-118
994-05-8	tert-Amyl Methyl Ether	50	51.9	104	75-125
637-92-3	tert-Butyl Ethyl Ether	50	52.7	105	77-130
630-20-6	1,1,1,2-Tetrachloroethane	50	53.4	107	75-122
79-34-5	1,1,2,2-Tetrachloroethane	50	47.4	95	72-120
127-18-4	Tetrachloroethene	50	53.0	106	69-128
108-88-3	Toluene	50	50.4	101	74-117
87-61-6	1,2,3-Trichlorobenzene	50	49.9	100	72-133
120-82-1	1,2,4-Trichlorobenzene	50	50.3	101	73-132
71-55-6	1,1,1-Trichloroethane	50	55.6	111	73-131
79-00-5	1,1,2-Trichloroethane	50	51.2	102	79-117
79-01-6	Trichloroethene	50	51.7	103	80-120
75-69-4	Trichlorofluoromethane	50	64.1	128	63-141
96-18-4	1,2,3-Trichloropropane	50	52.4	105	77-121
95-63-6	1,2,4-Trimethylbenzene	50	48.7	97	76-119
108-67-8	1,3,5-Trimethylbenzene	50	49.1	98	74-119
75-01-4	Vinyl chloride	50	58.8	118	55-145
	m,p-Xylene	100	102	102	75-120
95-47-6	o-Xylene	50	51.7	103	75-119
1330-20-7	Xylene (total)	150	154	103	76-119

* = Outside of Control Limits.

Blank Spike Summary

Job Number: JC96485

Account: DRAKEPET Drake Petroleum Company, Inc.

Project: GESMD: PC # 007805 Bel Air Xtra Fuels, 2476 Churchville Road, Bel Air, MD

Sample	File ID	DF	Analyzed	By	Prep Date	Prep Batch	Analytical Batch
VI9231-BS	I228892.D	1	10/11/19	TDN	n/a	n/a	VI9231

The QC reported here applies to the following samples:

Method: SW846 8260C

JC96485-1

CAS No.	Surrogate Recoveries	BSP	Limits
1868-53-7	Dibromofluoromethane	104%	75-127%
17060-07-0	1,2-Dichloroethane-D4	110%	75-130%
2037-26-5	Toluene-D8	101%	80-120%
460-00-4	4-Bromofluorobenzene	97%	79-127%

* = Outside of Control Limits.

Matrix Spike Summary

Job Number: JC96485

Account: DRAKEPET Drake Petroleum Company, Inc.

Project: GESMD: PC # 007805 Bel Air Xtra Fuels, 2476 Churchville Road, Bel Air, MD

Sample	File ID	DF	Analyzed	By	Prep Date	Prep Batch	Analytical Batch
JC96447-1MS	I228898.D	1	10/11/19	TDN	n/a	n/a	VI9231
JC96447-1	I228895.D	1	10/11/19	TDN	n/a	n/a	VI9231

The QC reported here applies to the following samples:

Method: SW846 8260C

JC96485-1

CAS No.	Compound	JC96447-1 ug/kg	Spike Q	MS ug/kg	MS %	Limits	
67-64-1	Acetone	ND		218	214	98	10-157
71-43-2	Benzene	ND		54.5	51.5	94	58-125
108-86-1	Bromobenzene	ND		54.5	52.1	96	50-129
74-97-5	Bromochloromethane	ND		54.5	53.8	99	60-127
75-27-4	Bromodichloromethane	ND		54.5	55.1	101	57-128
75-25-2	Bromoform	ND		54.5	58.7	108	48-133
74-83-9	Bromomethane	ND		54.5	51.9	95	31-141
78-93-3	2-Butanone (MEK)	ND		218	235	108	29-146
104-51-8	n-Butylbenzene	ND		54.5	51.4	94	23-149
135-98-8	sec-Butylbenzene	ND		54.5	50.5	93	33-147
98-06-6	tert-Butylbenzene	ND		54.5	51.1	94	39-145
56-23-5	Carbon tetrachloride	ND		54.5	57.6	106	51-143
108-90-7	Chlorobenzene	ND		54.5	52.4	96	54-130
75-00-3	Chloroethane	ND		54.5	54.8	100	22-153
67-66-3	Chloroform	ND		54.5	55.0	101	61-125
74-87-3	Chloromethane	ND		54.5	50.1	92	43-142
95-49-8	o-Chlorotoluene	ND		54.5	51.1	94	47-137
106-43-4	p-Chlorotoluene	ND		54.5	52.9	97	44-133
108-20-3	Di-Isopropyl ether	ND		54.5	55.7	102	58-134
96-12-8	1,2-Dibromo-3-chloropropane	ND		54.5	56.0	103	41-127
124-48-1	Dibromochloromethane	ND		54.5	58.6	107	56-127
106-93-4	1,2-Dibromoethane	ND		54.5	54.7	100	54-121
95-50-1	1,2-Dichlorobenzene	ND		54.5	52.6	96	41-134
541-73-1	1,3-Dichlorobenzene	ND		54.5	52.8	97	41-135
106-46-7	1,4-Dichlorobenzene	ND		54.5	52.2	96	41-133
75-71-8	Dichlorodifluoromethane	ND		54.5	47.4	87	30-153
75-34-3	1,1-Dichloroethane	ND		54.5	54.3	100	61-131
107-06-2	1,2-Dichloroethane	ND		54.5	55.7	102	56-126
75-35-4	1,1-Dichloroethene	ND		54.5	52.4	96	53-132
156-59-2	cis-1,2-Dichloroethene	ND		54.5	49.9	92	57-125
156-60-5	trans-1,2-Dichloroethene	ND		54.5	54.1	99	56-130
78-87-5	1,2-Dichloropropane	ND		54.5	52.5	96	63-126
142-28-9	1,3-Dichloropropane	ND		54.5	55.6	102	58-119
594-20-7	2,2-Dichloropropane	ND		54.5	57.1	105	41-135
563-58-6	1,1-Dichloropropene	ND		54.5	54.5	100	53-132
10061-01-5	cis-1,3-Dichloropropene	ND		54.5	54.1	99	55-126

* = Outside of Control Limits.

5.3.1
5

Matrix Spike Summary

Job Number: JC96485

Account: DRAKEPET Drake Petroleum Company, Inc.

Project: GESMD: PC # 007805 Bel Air Xtra Fuels, 2476 Churchville Road, Bel Air, MD

Sample	File ID	DF	Analyzed	By	Prep Date	Prep Batch	Analytical Batch
JC96447-1MS	I228898.D	1	10/11/19	TDN	n/a	n/a	VI9231
JC96447-1	I228895.D	1	10/11/19	TDN	n/a	n/a	VI9231

The QC reported here applies to the following samples:

Method: SW846 8260C

JC96485-1

CAS No.	Compound	JC96447-1 ug/kg	Spike Q	MS ug/kg	MS %	Limits
10061-02-6	trans-1,3-Dichloropropene	ND	54.5	57.5	105	51-126
100-41-4	Ethylbenzene	ND	54.5	52.2	96	49-132
87-68-3	Hexachlorobutadiene	ND	54.5	47.7	87	10-165
98-82-8	Isopropylbenzene	ND	54.5	53.3	98	43-141
99-87-6	p-Isopropyltoluene	ND	54.5	52.1	96	34-144
1634-04-4	Methyl Tert Butyl Ether	ND	54.5	54.7	100	58-123
108-10-1	4-Methyl-2-pentanone(MIBK)	ND	218	224	103	40-140
74-95-3	Methylene bromide	ND	54.5	55.0	101	57-124
75-09-2	Methylene chloride	ND	54.5	50.3	92	57-123
91-20-3	Naphthalene	ND	54.5	54.1	99	22-145
103-65-1	n-Propylbenzene	ND	54.5	50.9	93	41-139
100-42-5	Styrene	ND	54.5	53.4	98	46-139
75-65-0	Tert Butyl Alcohol	ND	273	304	111	67-130
994-05-8	tert-Amyl Methyl Ether	ND	54.5	57.6	106	57-131
637-92-3	tert-Butyl Ethyl Ether	ND	54.5	56.9	104	60-136
630-20-6	1,1,1,2-Tetrachloroethane	ND	54.5	56.6	104	53-133
79-34-5	1,1,2,2-Tetrachloroethane	ND	54.5	50.1	92	44-127
127-18-4	Tetrachloroethene	ND	54.5	53.3	98	39-154
108-88-3	Toluene	ND	54.5	51.8	95	54-127
87-61-6	1,2,3-Trichlorobenzene	ND	54.5	54.3	100	17-151
120-82-1	1,2,4-Trichlorobenzene	ND	54.5	55.5	102	19-153
71-55-6	1,1,1-Trichloroethane	ND	54.5	57.2	105	57-138
79-00-5	1,1,2-Trichloroethane	ND	54.5	55.1	101	53-127
79-01-6	Trichloroethene	1.5	54.5	59.2	106	52-140
75-69-4	Trichlorofluoromethane	ND	54.5	56.2	103	46-142
96-18-4	1,2,3-Trichloropropane	ND	54.5	55.4	102	48-129
95-63-6	1,2,4-Trimethylbenzene	ND	54.5	51.5	94	39-142
108-67-8	1,3,5-Trimethylbenzene	ND	54.5	50.7	93	40-140
75-01-4	Vinyl chloride	ND	54.5	50.6	93	43-146
	m,p-Xylene	ND	109	105	96	45-137
95-47-6	o-Xylene	ND	54.5	52.8	97	48-135
1330-20-7	Xylene (total)	ND	164	158	97	46-137

* = Outside of Control Limits.

5.3.1
5

Matrix Spike Summary

Job Number: JC96485

Account: DRAKEPET Drake Petroleum Company, Inc.

Project: GESMD: PC # 007805 Bel Air Xtra Fuels, 2476 Churchville Road, Bel Air, MD

Sample	File ID	DF	Analyzed	By	Prep Date	Prep Batch	Analytical Batch
JC96447-1MS	I228898.D	1	10/11/19	TDN	n/a	n/a	VI9231
JC96447-1	I228895.D	1	10/11/19	TDN	n/a	n/a	VI9231

The QC reported here applies to the following samples:

Method: SW846 8260C

JC96485-1

CAS No.	Surrogate Recoveries	MS	JC96447-1	Limits
1868-53-7	Dibromofluoromethane	104%	107%	75-127%
17060-07-0	1,2-Dichloroethane-D4	110%	113%	75-130%
2037-26-5	Toluene-D8	100%	100%	80-120%
460-00-4	4-Bromofluorobenzene	98%	101%	79-127%

* = Outside of Control Limits.

Duplicate Summary

Job Number: JC96485

Account: DRAKEPET Drake Petroleum Company, Inc.

Project: GESMD: PC # 007805 Bel Air Xtra Fuels, 2476 Churchville Road, Bel Air, MD

Sample	File ID	DF	Analyzed	By	Prep Date	Prep Batch	Analytical Batch
JC96447-2DUP	I228900.D	1	10/11/19	TDN	n/a	n/a	VI9231
JC96447-2	I228896.D	1	10/11/19	TDN	n/a	n/a	VI9231

The QC reported here applies to the following samples:

Method: SW846 8260C

JC96485-1

CAS No.	Compound	JC96447-2 ug/kg	DUP Q	ug/kg	Q	RPD	Limits
67-64-1	Acetone	ND		ND		nc	40
71-43-2	Benzene	ND		ND		nc	30
108-86-1	Bromobenzene	ND		ND		nc	30
74-97-5	Bromochloromethane	ND		ND		nc	30
75-27-4	Bromodichloromethane	ND		ND		nc	30
75-25-2	Bromoform	ND		ND		nc	30
74-83-9	Bromomethane	ND		ND		nc	30
78-93-3	2-Butanone (MEK)	ND		ND		nc	30
104-51-8	n-Butylbenzene	ND		ND		nc	30
135-98-8	sec-Butylbenzene	ND		ND		nc	30
98-06-6	tert-Butylbenzene	ND		ND		nc	30
56-23-5	Carbon tetrachloride	ND		ND		nc	30
108-90-7	Chlorobenzene	ND		ND		nc	30
75-00-3	Chloroethane	ND		ND		nc	30
67-66-3	Chloroform	ND		ND		nc	30
74-87-3	Chloromethane	ND		ND		nc	30
95-49-8	o-Chlorotoluene	ND		ND		nc	30
106-43-4	p-Chlorotoluene	ND		ND		nc	30
108-20-3	Di-Isopropyl ether	ND		ND		nc	30
96-12-8	1,2-Dibromo-3-chloropropane	ND		ND		nc	30
124-48-1	Dibromochloromethane	ND		ND		nc	30
106-93-4	1,2-Dibromoethane	ND		ND		nc	30
95-50-1	1,2-Dichlorobenzene	ND		ND		nc	30
541-73-1	1,3-Dichlorobenzene	ND		ND		nc	30
106-46-7	1,4-Dichlorobenzene	ND		ND		nc	30
75-71-8	Dichlorodifluoromethane	ND		ND		nc	30
75-34-3	1,1-Dichloroethane	ND		ND		nc	30
107-06-2	1,2-Dichloroethane	ND		ND		nc	30
75-35-4	1,1-Dichloroethene	ND		ND		nc	30
156-59-2	cis-1,2-Dichloroethene	ND		ND		nc	30
156-60-5	trans-1,2-Dichloroethene	ND		ND		nc	30
78-87-5	1,2-Dichloropropane	ND		ND		nc	30
142-28-9	1,3-Dichloropropane	ND		ND		nc	30
594-20-7	2,2-Dichloropropane	ND		ND		nc	30
563-58-6	1,1-Dichloropropene	ND		ND		nc	30
10061-01-5	cis-1,3-Dichloropropene	ND		ND		nc	30

* = Outside of Control Limits.

Duplicate Summary

Job Number: JC96485

Account: DRAKEPET Drake Petroleum Company, Inc.

Project: GESMD: PC # 007805 Bel Air Xtra Fuels, 2476 Churchville Road, Bel Air, MD

Sample	File ID	DF	Analyzed	By	Prep Date	Prep Batch	Analytical Batch
JC96447-2DUP	I228900.D	1	10/11/19	TDN	n/a	n/a	VI9231
JC96447-2	I228896.D	1	10/11/19	TDN	n/a	n/a	VI9231

The QC reported here applies to the following samples:

Method: SW846 8260C

JC96485-1

CAS No.	Compound	JC96447-2 ug/kg	DUP Q	ug/kg	Q	RPD	Limits
10061-02-6	trans-1,3-Dichloropropene	ND		ND		nc	30
100-41-4	Ethylbenzene	ND		ND		nc	30
87-68-3	Hexachlorobutadiene	ND		ND		nc	30
98-82-8	Isopropylbenzene	ND		ND		nc	30
99-87-6	p-Isopropyltoluene	ND		ND		nc	30
1634-04-4	Methyl Tert Butyl Ether	ND		ND		nc	30
108-10-1	4-Methyl-2-pentanone(MIBK)	ND		ND		nc	30
74-95-3	Methylene bromide	ND		ND		nc	30
75-09-2	Methylene chloride	ND		2.1	J	200* a	36
91-20-3	Naphthalene	ND		ND		nc	30
103-65-1	n-Propylbenzene	ND		ND		nc	30
100-42-5	Styrene	ND		ND		nc	30
75-65-0	Tert Butyl Alcohol	ND		ND		nc	30
994-05-8	tert-Amyl Methyl Ether	ND		ND		nc	30
637-92-3	tert-Butyl Ethyl Ether	ND		ND		nc	30
630-20-6	1,1,1,2-Tetrachloroethane	ND		ND		nc	30
79-34-5	1,1,2,2-Tetrachloroethane	ND		ND		nc	30
127-18-4	Tetrachloroethene	ND		ND		nc	30
108-88-3	Toluene	ND		ND		nc	24
87-61-6	1,2,3-Trichlorobenzene	ND		ND		nc	30
120-82-1	1,2,4-Trichlorobenzene	ND		ND		nc	30
71-55-6	1,1,1-Trichloroethane	ND		ND		nc	30
79-00-5	1,1,2-Trichloroethane	ND		ND		nc	30
79-01-6	Trichloroethene	ND		ND		nc	30
75-69-4	Trichlorofluoromethane	ND		ND		nc	30
96-18-4	1,2,3-Trichloropropane	ND		ND		nc	30
95-63-6	1,2,4-Trimethylbenzene	ND		ND		nc	30
108-67-8	1,3,5-Trimethylbenzene	ND		ND		nc	30
75-01-4	Vinyl chloride	ND		ND		nc	30
	m,p-Xylene	ND		ND		nc	32
95-47-6	o-Xylene	ND		ND		nc	30
1330-20-7	Xylene (total)	ND		ND		nc	33

* = Outside of Control Limits.

Duplicate Summary

Job Number: JC96485

Account: DRAKEPET Drake Petroleum Company, Inc.

Project: GESMD: PC # 007805 Bel Air Xtra Fuels, 2476 Churchville Road, Bel Air, MD

Sample	File ID	DF	Analyzed	By	Prep Date	Prep Batch	Analytical Batch
JC96447-2DUP	I228900.D	1	10/11/19	TDN	n/a	n/a	VI9231
JC96447-2	I228896.D	1	10/11/19	TDN	n/a	n/a	VI9231

The QC reported here applies to the following samples:

Method: SW846 8260C

JC96485-1

CAS No.	Surrogate Recoveries	DUP	JC96447-2	Limits
1868-53-7	Dibromofluoromethane	106%	106%	75-127%
17060-07-0	1,2-Dichloroethane-D4	114%	115%	75-130%
2037-26-5	Toluene-D8	100%	100%	80-120%
460-00-4	4-Bromofluorobenzene	103%	103%	79-127%

(a) RPD acceptable due to low DUP and sample concentrations.

* = Outside of Control Limits.

Instrument Performance Check (BFB)

Job Number: JC96485
Account: DRAKEPET Drake Petroleum Company, Inc.
Project: GESMD: PC # 007805 Bel Air Xtra Fuels, 2476 Churchville Road, Bel Air, MD

Sample: VI9226-BFB	Injection Date: 10/05/19
Lab File ID: I228767.D	Injection Time: 18:47
Instrument ID: GCMSI	

m/e	Ion Abundance Criteria	Raw Abundance	% Relative Abundance	Pass/Fail
50	15.0 - 40.0% of mass 95	15342	18.6	Pass
75	30.0 - 60.0% of mass 95	38202	46.4	Pass
95	Base peak, 100% relative abundance	82413	100.0	Pass
96	5.0 - 9.0% of mass 95	5373	6.52	Pass
173	Less than 2.0% of mass 174	0	0.00 (0.00) ^a	Pass
174	50.0 - 120.0% of mass 95	82608	100.2	Pass
175	5.0 - 9.0% of mass 174	6520	7.91 (7.89) ^a	Pass
176	95.0 - 101.0% of mass 174	79554	96.5 (96.3) ^a	Pass
177	5.0 - 9.0% of mass 176	5203	6.31 (6.54) ^b	Pass

(a) Value is % of mass 174

(b) Value is % of mass 176

This check applies to the following Samples, MS, MSD, Blanks, and Standards:

Lab Sample ID	Lab File ID	Date Analyzed	Time Analyzed	Hours Lapsed	Client Sample ID
VI9226-IC9226	I228769.D	10/05/19	19:54	01:07	Initial cal 0.5
VI9226-IC9226	I228770.D	10/05/19	20:23	01:36	Initial cal 1
VI9226-IC9226	I228771.D	10/05/19	20:51	02:04	Initial cal 2
VI9226-IC9226	I228772.D	10/05/19	21:20	02:33	Initial cal 4
VI9226-IC9226	I228773.D	10/05/19	21:48	03:01	Initial cal 8
VI9226-IC9226	I228774.D	10/05/19	22:17	03:30	Initial cal 20
VI9226-ICC9226	I228775.D	10/05/19	22:45	03:58	Initial cal 50
VI9226-IC9226	I228776.D	10/05/19	23:14	04:27	Initial cal 100
VI9226-IC9226	I228777.D	10/05/19	23:43	04:56	Initial cal 200
VI9226-ICV9226	I228780.D	10/06/19	01:08	06:21	Initial cal verification 50
VI9226-ICV9226	I228781.D	10/06/19	01:37	06:50	Initial cal verification 50

5.5.1
5

Instrument Performance Check (BFB)

Job Number: JC96485
Account: DRAKEPET Drake Petroleum Company, Inc.
Project: GESMD: PC # 007805 Bel Air Xtra Fuels, 2476 Churchville Road, Bel Air, MD

Sample: VI9231-BFB	Injection Date: 10/11/19
Lab File ID: I228889.D	Injection Time: 07:43
Instrument ID: GCMSI	

m/e	Ion Abundance Criteria	Raw Abundance	% Relative Abundance	Pass/Fail
50	15.0 - 40.0% of mass 95	15255	21.7	Pass
75	30.0 - 60.0% of mass 95	35683	50.7	Pass
95	Base peak, 100% relative abundance	70331	100.0	Pass
96	5.0 - 9.0% of mass 95	4950	7.04	Pass
173	Less than 2.0% of mass 174	0	0.00 (0.00) ^a	Pass
174	50.0 - 120.0% of mass 95	64747	92.1	Pass
175	5.0 - 9.0% of mass 174	5411	7.69 (8.36) ^a	Pass
176	95.0 - 101.0% of mass 174	62915	89.5 (97.2) ^a	Pass
177	5.0 - 9.0% of mass 176	4274	6.08 (6.79) ^b	Pass

(a) Value is % of mass 174

(b) Value is % of mass 176

This check applies to the following Samples, MS, MSD, Blanks, and Standards:

Lab Sample ID	Lab File ID	Date Analyzed	Time Analyzed	Hours Lapsed	Client Sample ID
VI9231-CC9226	I228889.D	10/11/19	07:43	00:00	Continuing cal 50
VI9231-BS	I228892.D	10/11/19	09:21	01:38	Blank Spike
VI9231-MB	I228894.D	10/11/19	10:18	02:35	Method Blank
JC96447-1	I228895.D	10/11/19	10:47	03:04	(used for QC only; not part of job JC96485)
JC96447-2	I228896.D	10/11/19	11:16	03:33	(used for QC only; not part of job JC96485)
JC96447-1MS	I228898.D	10/11/19	12:19	04:36	Matrix Spike
JC96447-2DUP	I228900.D	10/11/19	13:16	05:33	Duplicate
ZZZZZZ	I228901.D	10/11/19	13:45	06:02	(unrelated sample)
ZZZZZZ	I228902.D	10/11/19	14:14	06:31	(unrelated sample)
ZZZZZZ	I228903.D	10/11/19	14:43	07:00	(unrelated sample)
ZZZZZZ	I228904.D	10/11/19	15:12	07:29	(unrelated sample)
ZZZZZZ	I228905.D	10/11/19	15:41	07:58	(unrelated sample)
ZZZZZZ	I228906.D	10/11/19	16:10	08:27	(unrelated sample)
ZZZZZZ	I228907.D	10/11/19	16:40	08:57	(unrelated sample)
ZZZZZZ	I228908.D	10/11/19	17:08	09:25	(unrelated sample)
JC96485-1	I228909.D	10/11/19	17:38	09:55	MW-21S 21-21.75
ZZZZZZ	I228910.D	10/11/19	18:07	10:24	(unrelated sample)

5.5.2
5

Surrogate Recovery Summary

Job Number: JC96485

Account: DRAKEPET Drake Petroleum Company, Inc.

Project: GESMD: PC # 007805 Bel Air Xtra Fuels, 2476 Churchville Road, Bel Air, MD

Method: SW846 8260C	Matrix: SO
----------------------------	-------------------

Samples and QC shown here apply to the above method

Lab Sample ID	Lab File ID	S1	S2	S3	S4
JC96485-1	I228909.D	109	121	101	104
JC96447-1MS	I228898.D	104	110	100	98
JC96447-2DUP	I228900.D	106	114	100	103
VI9231-BS	I228892.D	104	110	101	97
VI9231-MB	I228894.D	104	111	101	102

Surrogate Compounds

Recovery Limits

S1 = Dibromofluoromethane	75-127%
S2 = 1,2-Dichloroethane-D4	75-130%
S3 = Toluene-D8	80-120%
S4 = 4-Bromofluorobenzene	79-127%

5.6.1
5

GC Volatiles

QC Data Summaries

Includes the following where applicable:

- Method Blank Summaries
- Blank Spike Summaries
- Matrix Spike and Duplicate Summaries
- Surrogate Recovery Summaries

Method Blank Summary

Job Number: JC96485
Account: DRAKEPET Drake Petroleum Company, Inc.
Project: GESMD: PC # 007805 Bel Air Xtra Fuels, 2476 Churchville Road, Bel Air, MD

Sample	File ID	DF	Analyzed	By	Prep Date	Prep Batch	Analytical Batch
GPF4996-MB2	PF152986.D	1	10/11/19	XPL	n/a	n/a	GPF4996

The QC reported here applies to the following samples:

Method: SW846 8015D

JC96485-1

CAS No.	Compound	Result	RL	MDL	Units	Q
	TPH-GRO (C6-C10)	ND	10	2.0	mg/kg	

CAS No.	Surrogate Recoveries	Limits
98-08-8	aaa-Trifluorotoluene	111% 70-116%

6.1.1
6

Method Blank Summary

Job Number: JC96485

Account: DRAKEPET Drake Petroleum Company, Inc.

Project: GESMD: PC # 007805 Bel Air Xtra Fuels, 2476 Churchville Road, Bel Air, MD

Sample	File ID	DF	Analyzed	By	Prep Date	Prep Batch	Analytical Batch
GPF4996-MB1	PF152975.D	1	10/11/19	XPL	n/a	n/a	GPF4996

The QC reported here applies to the following samples:

Method: SW846 8015D

GPF4996-BS, JC96412-1MS, JC96412-1MSD

CAS No.	Compound	Result	RL	MDL	Units	Q
	TPH-GRO (C6-C10)	ND	10	2.0	mg/kg	

CAS No.	Surrogate Recoveries	Limits
98-08-8	aaa-Trifluorotoluene	116% 70-116%

Blank Spike Summary

Job Number: JC96485

Account: DRAKEPET Drake Petroleum Company, Inc.

Project: GESMD: PC # 007805 Bel Air Xtra Fuels, 2476 Churchville Road, Bel Air, MD

Sample	File ID	DF	Analyzed	By	Prep Date	Prep Batch	Analytical Batch
GPF4996-BS	PF152976.D	1	10/11/19	XPL	n/a	n/a	GPF4996

The QC reported here applies to the following samples:

Method: SW846 8015D

JC96485-1

CAS No.	Compound	Spike mg/kg	BSP mg/kg	BSP %	Limits
	TPH-GRO (C6-C10)	400	381	95	75-126

CAS No.	Surrogate Recoveries	BSP	Limits
98-08-8	aaa-Trifluorotoluene	105%	70-116%

* = Outside of Control Limits.

Matrix Spike/Matrix Spike Duplicate Summary

Job Number: JC96485

Account: DRAKEPET Drake Petroleum Company, Inc.

Project: GESMD: PC # 007805 Bel Air Xtra Fuels, 2476 Churchville Road, Bel Air, MD

Sample	File ID	DF	Analyzed	By	Prep Date	Prep Batch	Analytical Batch
JC96412-1MS	PF152982.D	1	10/11/19	XPL	n/a	n/a	GPF4996
JC96412-1MSD	PF152983.D	1	10/11/19	XPL	n/a	n/a	GPF4996
JC96412-1	PF152978.D	1	10/11/19	XPL	n/a	n/a	GPF4996

The QC reported here applies to the following samples:

Method: SW846 8015D

JC96485-1

CAS No.	Compound	JC96412-1 mg/kg	Spike mg/kg	MS mg/kg	MS %	Spike mg/kg	MSD mg/kg	MSD %	RPD	Limits Rec/RPD
	TPH-GRO (C6-C10)	ND	670	617	92	670	624	93	1	68-128/11

CAS No.	Surrogate Recoveries	MS	MSD	JC96412-1	Limits
98-08-8	aaa-Trifluorotoluene	97%	97%	113%	70-116%

* = Outside of Control Limits.

Surrogate Recovery Summary

Job Number: JC96485

Account: DRAKEPET Drake Petroleum Company, Inc.

Project: GESMD: PC # 007805 Bel Air Xtra Fuels, 2476 Churchville Road, Bel Air, MD

Method: SW846 8015D

Matrix: SO

Samples and QC shown here apply to the above method

Lab Sample ID	Lab File ID	S1 ^a
JC96485-1	PF152987.D	109
GPF4996-BS	PF152976.D	105
GPF4996-MB2	PF152986.D	111
JC96412-1MS	PF152982.D	97
JC96412-1MSD	PF152983.D	97
GPF4996-MB1	PF152975.D	116

Surrogate Compounds	Recovery Limits
---------------------	-----------------

S1 = aaa-Trifluorotoluene	70-116%
---------------------------	---------

(a) Recovery from GC signal #1

GC/LC Semi-volatiles

QC Data Summaries

Includes the following where applicable:

- Method Blank Summaries
- Blank Spike Summaries
- Matrix Spike and Duplicate Summaries
- Surrogate Recovery Summaries

Method Blank Summary

Job Number: JC96485

Account: DRAKEPET Drake Petroleum Company, Inc.

Project: GESMD: PC # 007805 Bel Air Xtra Fuels, 2476 Churchville Road, Bel Air, MD

Sample	File ID	DF	Analyzed	By	Prep Date	Prep Batch	Analytical Batch
OP23274-MB1	2Y99510.D	1	10/14/19	CP	10/13/19	OP23274	G2Y3790

The QC reported here applies to the following samples:

Method: SW846 8015D

JC96485-1

CAS No.	Compound	Result	RL	MDL	Units	Q
	TPH-DRO (C10-C28)	ND	10	1.8	mg/kg	

CAS No.	Surrogate Recoveries	Limits	
84-15-1	o-Terphenyl	76%	18-132%
438-22-2	5a-Androstane	77%	22-134%

Blank Spike Summary

Job Number: JC96485

Account: DRAKEPET Drake Petroleum Company, Inc.

Project: GESMD: PC # 007805 Bel Air Xtra Fuels, 2476 Churchville Road, Bel Air, MD

Sample	File ID	DF	Analyzed	By	Prep Date	Prep Batch	Analytical Batch
OP23274-BS1	2Y99511.D	1	10/14/19	CP	10/13/19	OP23274	G2Y3790

The QC reported here applies to the following samples:

Method: SW846 8015D

JC96485-1

CAS No.	Compound	Spike mg/kg	BSP mg/kg	BSP %	Limits
	TPH-DRO (C10-C28)	100	62.6	63	44-120

CAS No.	Surrogate Recoveries	BSP	Limits
84-15-1	o-Terphenyl	74%	18-132%
438-22-2	5a-Androstane	73%	22-134%

* = Outside of Control Limits.

Matrix Spike/Matrix Spike Duplicate Summary

Job Number: JC96485

Account: DRAKEPET Drake Petroleum Company, Inc.

Project: GESMD: PC # 007805 Bel Air Xtra Fuels, 2476 Churchville Road, Bel Air, MD

Sample	File ID	DF	Analyzed	By	Prep Date	Prep Batch	Analytical Batch
OP23274-MS	2Y99513.D	1	10/14/19	CP	10/13/19	OP23274	G2Y3790
OP23274-MSD	2Y99514.D	1	10/14/19	CP	10/13/19	OP23274	G2Y3790
JC96382-1	2Y99512.D	1	10/14/19	CP	10/13/19	OP23274	G2Y3790

The QC reported here applies to the following samples:

Method: SW846 8015D

JC96485-1

CAS No.	Compound	JC96382-1 mg/kg	Spike Q	MS mg/kg	MS %	Spike mg/kg	MSD mg/kg	MSD %	RPD	Limits Rec/RPD
	TPH-DRO (C10-C28)	189	216	187	-1* a	237	269	34	36	10-145/50

CAS No.	Surrogate Recoveries	MS	MSD	JC96382-1	Limits
84-15-1	o-Terphenyl	78%	80%	82%	18-132%
438-22-2	5a-Androstane	78%	79%	79%	22-134%

(a) Outside of in house control limits.

* = Outside of Control Limits.

Surrogate Recovery Summary

Job Number: JC96485

Account: DRAKEPET Drake Petroleum Company, Inc.

Project: GESMD: PC # 007805 Bel Air Xtra Fuels, 2476 Churchville Road, Bel Air, MD

Method: SW846 8015D

Matrix: SO

Samples and QC shown here apply to the above method

Lab Sample ID	Lab File ID	S1 ^a	S2 ^a
JC96485-1	2Y99515.D	70	70
OP23274-BS1	2Y99511.D	74	73
OP23274-MB1	2Y99510.D	76	77
OP23274-MS	2Y99513.D	78	78
OP23274-MSD	2Y99514.D	80	79

Surrogate Compounds

Recovery Limits

S1 = o-Terphenyl

18-132%

S2 = 5a-Androstane

22-134%

(a) Recovery from GC signal #1

The results set forth herein are provided by SGS North America Inc.

e-Hardcopy 2.0
Automated Report

Technical Report for

Drake Petroleum Company, Inc.

GESMD: PC # 007805 Bel Air Xtra Fuels, 2476 Churchville Road, Bel Air, MD
0403194

SGS Job Number: JD900

Sampling Date: 12/23/19

Report to:

Groundwater & Environmental Services
1350 Blair Drive Suite A
Odenton, MD 21113
ATaylorsonCollins@GESOnline.com; midatlantic@gesonline.com;
Viktoriya.Pushkova@SGS.com; Shyanna.lawhorn@globalp.com
ATTN: Andrea Taylorson-Collins

Total number of pages in report: **100**



Test results contained within this data package meet the requirements of the National Environmental Laboratory Accreditation Program and/or state specific certification programs as applicable.

Laura Degenhardt
General Manager

Client Service contact: Victoria Pushkova 732-329-0200

Certifications: NJ(12129), NY(10983), CA, CT, FL, IL, IN, KS, KY, LA, MA, MD, ME, MN, NC, OH VAP (CL0056), AK (UST-103), AZ (AZ0786), PA, RI, SC, TX, UT, VA, WV, DoD ELAP (ANAB L2248)

This report shall not be reproduced, except in its entirety, without the written approval of SGS.
Test results relate only to samples analyzed.

Table of Contents

-1-

Section 1: Sample Summary	3
Section 2: Summary of Hits	4
Section 3: Sample Results	6
3.1: JD900-1: MW-7R	7
3.2: JD900-2: MW-14	9
3.3: JD900-3: MW-16S	14
3.4: JD900-4: MW-16I	19
3.5: JD900-5: MW-16D	24
3.6: JD900-6: MW-17S	29
3.7: JD900-7: MW-17I	34
3.8: JD900-8: MW-17D	39
3.9: JD900-9: RW-18	44
3.10: JD900-10: RW-19	49
Section 4: Misc. Forms	54
4.1: Chain of Custody	55
Section 5: MS Volatiles - QC Data Summaries	58
5.1: Method Blank Summary	59
5.2: Blank Spike Summary	65
5.3: Matrix Spike Summary	71
5.4: Matrix Spike/Matrix Spike Duplicate Summary	74
5.5: Duplicate Summary	77
5.6: Instrument Performance Checks (BFB)	80
5.7: Surrogate Recovery Summaries	86
Section 6: GC Volatiles - QC Data Summaries	87
6.1: Method Blank Summary	88
6.2: Blank Spike Summary	90
6.3: Matrix Spike Summary	91
6.4: Duplicate Summary	92
6.5: Surrogate Recovery Summaries	93
Section 7: GC/LC Semi-volatiles - QC Data Summaries	94
7.1: Method Blank Summary	95
7.2: Blank Spike/Blank Spike Duplicate Summary	98
7.3: Surrogate Recovery Summaries	100



Sample Summary

Drake Petroleum Company, Inc.

Job No: JD900

GESMD: PC # 007805 Bel Air Xtra Fuels, 2476 Churchville Road, Bel Air, MD

Project No: 0403194

Sample Number	Collected Date	Time By	Received	Matrix Code	Type	Client Sample ID
---------------	----------------	---------	----------	-------------	------	------------------

This report contains results reported as ND = Not detected. The following applies:
 Organics ND = Not detected above the MDL

JD900-1	12/23/19	13:15 JP	12/24/19	AQ	Ground Water	MW-7R
JD900-2	12/23/19	12:45 JP	12/24/19	AQ	Ground Water	MW-14
JD900-3	12/23/19	11:00 JP	12/24/19	AQ	Ground Water	MW-16S
JD900-4	12/23/19	11:15 JP	12/24/19	AQ	Ground Water	MW-16I
JD900-5	12/23/19	11:30 JP	12/24/19	AQ	Ground Water	MW-16D
JD900-6	12/23/19	09:00 JP	12/24/19	AQ	Ground Water	MW-17S
JD900-7	12/23/19	09:30 JP	12/24/19	AQ	Ground Water	MW-17I
JD900-8	12/23/19	10:00 JP	12/24/19	AQ	Ground Water	MW-17D
JD900-9	12/23/19	12:00 JP	12/24/19	AQ	Ground Water	RW-18
JD900-10	12/23/19	12:15 JP	12/24/19	AQ	Ground Water	RW-19

Summary of Hits

Job Number: JD900
Account: Drake Petroleum Company, Inc.
Project: GESMD: PC # 007805 Bel Air Xtra Fuels, 2476 Churchville Road, Bel Air, MD
Collected: 12/23/19

Lab Sample ID	Client Sample ID	Result/ Analyte	RL	MDL	Units	Method	
JD900-1	MW-7R						
		TPH-GRO (C6-C10)	17.2	0.20	0.10	mg/l	SW846 8015D
		TPH-DRO (C10-C28)	5.91	0.083	0.053	mg/l	SW846 8015D
JD900-2	MW-14						
		Methyl Tert Butyl Ether	24.2	1.0	0.51	ug/l	SW846 8260C
		Tert Butyl Alcohol	7.2 J	10	5.8	ug/l	SW846 8260C
		tert-Amyl Methyl Ether	0.78 J	2.0	0.47	ug/l	SW846 8260C
JD900-3	MW-16S						
		Benzene ^a	51.7	2.5	2.1	ug/l	SW846 8260C
		Di-Isopropyl ether ^a	3.8 J	10	3.4	ug/l	SW846 8260C
		Methyl Tert Butyl Ether	1210	50	25	ug/l	SW846 8260C
		Tert Butyl Alcohol ^a	892	50	29	ug/l	SW846 8260C
		tert-Amyl Methyl Ether ^a	34.6	10	2.4	ug/l	SW846 8260C
		TPH-GRO (C6-C10)	1.42	0.20	0.10	mg/l	SW846 8015D
JD900-4	MW-16I						
		Benzene ^a	48.2	5.0	4.3	ug/l	SW846 8260C
		Di-Isopropyl ether ^a	11.0 J	20	6.8	ug/l	SW846 8260C
		Methyl Tert Butyl Ether	3470	100	51	ug/l	SW846 8260C
		Tert Butyl Alcohol ^a	1930	100	58	ug/l	SW846 8260C
		tert-Amyl Methyl Ether ^a	101	20	4.7	ug/l	SW846 8260C
		TPH-GRO (C6-C10)	3.75	0.20	0.10	mg/l	SW846 8015D
JD900-5	MW-16D						
		Methyl Tert Butyl Ether	1.6	1.0	0.51	ug/l	SW846 8260C
		TPH-DRO (C10-C28)	0.120	0.083	0.053	mg/l	SW846 8015D
JD900-6	MW-17S						
		Methyl Tert Butyl Ether	0.66 J	1.0	0.51	ug/l	SW846 8260C
JD900-7	MW-17I						
		TPH-DRO (C10-C28)	0.172	0.083	0.053	mg/l	SW846 8015D
JD900-8	MW-17D						
		TPH-DRO (C10-C28)	0.244	0.083	0.053	mg/l	SW846 8015D

Summary of Hits

Job Number: JD900
Account: Drake Petroleum Company, Inc.
Project: GESMD: PC # 007805 Bel Air Xtra Fuels, 2476 Churchville Road, Bel Air, MD
Collected: 12/23/19

Lab Sample ID	Client Sample ID	Result/ Qual	RL	MDL	Units	Method
---------------	------------------	-----------------	----	-----	-------	--------

JD900-9 RW-18

TPH-DRO (C10-C28) 0.180 0.083 0.053 mg/l SW846 8015D

JD900-10 RW-19

TPH-DRO (C10-C28) 0.235 0.083 0.053 mg/l SW846 8015D

(a) Diluted due to high concentration of target compound.

Sample Results

Report of Analysis

Report of Analysis

Client Sample ID: MW-7R		
Lab Sample ID: JD900-1		Date Sampled: 12/23/19
Matrix: AQ - Ground Water		Date Received: 12/24/19
Method: SW846 8015D		Percent Solids: n/a
Project: GESMD: PC # 007805 Bel Air Xtra Fuels, 2476 Churchville Road, Bel Air, MD		

	File ID	DF	Analyzed	By	Prep Date	Prep Batch	Analytical Batch
Run #1	LM102594.D	1	12/30/19 13:39	XPL	n/a	n/a	GLM4270
Run #2							

	Purge Volume
Run #1	5.0 ml
Run #2	

CAS No.	Compound	Result	RL	MDL	Units	Q
	TPH-GRO (C6-C10)	17.2	0.20	0.10	mg/l	
CAS No.	Surrogate Recoveries	Run# 1	Run# 2	Limits		
98-08-8	aaa-Trifluorotoluene	105%		55-130%		

ND = Not detected MDL = Method Detection Limit
 RL = Reporting Limit
 E = Indicates value exceeds calibration range

J = Indicates an estimated value
 B = Indicates analyte found in associated method blank
 N = Indicates presumptive evidence of a compound

Report of Analysis

3.1
3

Client Sample ID: MW-7R		Date Sampled: 12/23/19
Lab Sample ID: JD900-1		Date Received: 12/24/19
Matrix: AQ - Ground Water		Percent Solids: n/a
Method: SW846 8015D SW846 3510C		
Project: GESMD: PC # 007805 Bel Air Xtra Fuels, 2476 Churchville Road, Bel Air, MD		

	File ID	DF	Analyzed	By	Prep Date	Prep Batch	Analytical Batch
Run #1	2Z78532.D	1	12/29/19 16:32	TL	12/27/19 15:30	OP24896	G2Z2978
Run #2							

	Initial Volume	Final Volume
Run #1	300 ml	1.0 ml
Run #2		

CAS No.	Compound	Result	RL	MDL	Units	Q
	TPH-DRO (C10-C28)	5.91	0.083	0.053	mg/l	
CAS No.	Surrogate Recoveries	Run# 1	Run# 2	Limits		
84-15-1	o-Terphenyl	60%		22-140%		
438-22-2	5a-Androstane	53%		10-135%		

ND = Not detected MDL = Method Detection Limit J = Indicates an estimated value
 RL = Reporting Limit B = Indicates analyte found in associated method blank
 E = Indicates value exceeds calibration range N = Indicates presumptive evidence of a compound

Report of Analysis

Client Sample ID: MW-14		Date Sampled: 12/23/19
Lab Sample ID: JD900-2		Date Received: 12/24/19
Matrix: AQ - Ground Water		Percent Solids: n/a
Method: SW846 8260C		
Project: GESMD: PC # 007805 Bel Air Xtra Fuels, 2476 Churchville Road, Bel Air, MD		

VOA Full List + Oxygenates

CAS No.	Surrogate Recoveries	Run# 1	Run# 2	Limits
17060-07-0	1,2-Dichloroethane-D4	104%		81-124%
2037-26-5	Toluene-D8	99%		80-120%
460-00-4	4-Bromofluorobenzene	100%		80-120%

- (a) Associated CCV outside of control limits high, sample was ND. This compound in BS is outside in house QC limits bias high.
- (b) Associated CCV outside of control limits low.
- (c) This compound in BS is outside in house QC limits bias high.

ND = Not detected MDL = Method Detection Limit
 RL = Reporting Limit

J = Indicates an estimated value
 B = Indicates analyte found in associated method blank
 N = Indicates presumptive evidence of a compound

Report of Analysis

32
3

Client Sample ID: MW-14		Date Sampled: 12/23/19
Lab Sample ID: JD900-2		Date Received: 12/24/19
Matrix: AQ - Ground Water		Percent Solids: n/a
Method: SW846 8015D		
Project: GESMD: PC # 007805 Bel Air Xtra Fuels, 2476 Churchville Road, Bel Air, MD		

	File ID	DF	Analyzed	By	Prep Date	Prep Batch	Analytical Batch
Run #1	LM102599.D	1	12/30/19 15:42	XPL	n/a	n/a	GLM4270
Run #2							

	Purge Volume
Run #1	5.0 ml
Run #2	

CAS No.	Compound	Result	RL	MDL	Units	Q
	TPH-GRO (C6-C10)	ND	0.20	0.10	mg/l	
CAS No.	Surrogate Recoveries	Run# 1	Run# 2	Limits		
98-08-8	aaa-Trifluorotoluene	93%		55-130%		

ND = Not detected MDL = Method Detection Limit J = Indicates an estimated value
 RL = Reporting Limit B = Indicates analyte found in associated method blank
 E = Indicates value exceeds calibration range N = Indicates presumptive evidence of a compound

Report of Analysis

32
3

Client Sample ID: MW-14		Date Sampled: 12/23/19
Lab Sample ID: JD900-2		Date Received: 12/24/19
Matrix: AQ - Ground Water		Percent Solids: n/a
Method: SW846 8015D SW846 3510C		
Project: GESMD: PC # 007805 Bel Air Xtra Fuels, 2476 Churchville Road, Bel Air, MD		

	File ID	DF	Analyzed	By	Prep Date	Prep Batch	Analytical Batch
Run #1	2Z78533.D	1	12/29/19 17:06	TL	12/27/19 15:30	OP24896	G2Z2978
Run #2							

	Initial Volume	Final Volume
Run #1	300 ml	1.0 ml
Run #2		

CAS No.	Compound	Result	RL	MDL	Units	Q
	TPH-DRO (C10-C28)	ND	0.083	0.053	mg/l	
CAS No.	Surrogate Recoveries	Run# 1	Run# 2	Limits		
84-15-1	o-Terphenyl	60%		22-140%		
438-22-2	5a-Androstane	59%		10-135%		

ND = Not detected MDL = Method Detection Limit J = Indicates an estimated value
 RL = Reporting Limit B = Indicates analyte found in associated method blank
 E = Indicates value exceeds calibration range N = Indicates presumptive evidence of a compound

Report of Analysis

Client Sample ID: MW-16S		Date Sampled: 12/23/19
Lab Sample ID: JD900-3		Date Received: 12/24/19
Matrix: AQ - Ground Water		Percent Solids: n/a
Method: SW846 8260C		
Project: GESMD: PC # 007805 Bel Air Xtra Fuels, 2476 Churchville Road, Bel Air, MD		

	File ID	DF	Analyzed	By	Prep Date	Prep Batch	Analytical Batch
Run #1 ^a	2A200192.D	5	01/02/20 10:48	CSF	n/a	n/a	V2A8653
Run #2	2A200197.D	50	01/02/20 13:14	CSF	n/a	n/a	V2A8653

	Purge Volume
Run #1	5.0 ml
Run #2	5.0 ml

VOA Full List + Oxygenates

CAS No.	Compound	Result	RL	MDL	Units	Q
67-64-1	Acetone	ND	50	30	ug/l	
71-43-2	Benzene	51.7	2.5	2.1	ug/l	
108-86-1	Bromobenzene	ND	5.0	2.7	ug/l	
74-97-5	Bromochloromethane	ND	5.0	2.4	ug/l	
75-27-4	Bromodichloromethane	ND	5.0	2.9	ug/l	
75-25-2	Bromoform	ND	5.0	3.2	ug/l	
74-83-9	Bromomethane	ND	10	8.2	ug/l	
78-93-3	2-Butanone (MEK)	ND	50	34	ug/l	
104-51-8	n-Butylbenzene	ND	10	2.6	ug/l	
135-98-8	sec-Butylbenzene	ND	10	3.1	ug/l	
98-06-6	tert-Butylbenzene	ND	10	3.4	ug/l	
56-23-5	Carbon tetrachloride	ND	5.0	2.8	ug/l	
108-90-7	Chlorobenzene	ND	5.0	2.8	ug/l	
75-00-3	Chloroethane	ND	5.0	3.6	ug/l	
67-66-3	Chloroform	ND	5.0	2.5	ug/l	
74-87-3	Chloromethane	ND	5.0	3.8	ug/l	
95-49-8	o-Chlorotoluene	ND	10	3.2	ug/l	
106-43-4	p-Chlorotoluene	ND	10	3.0	ug/l	
108-20-3	Di-Isopropyl ether	3.8	10	3.4	ug/l	J
96-12-8	1,2-Dibromo-3-chloropropane	ND	10	6.0	ug/l	
124-48-1	Dibromochloromethane	ND	5.0	2.8	ug/l	
106-93-4	1,2-Dibromoethane	ND	5.0	2.4	ug/l	
95-50-1	1,2-Dichlorobenzene	ND	5.0	2.7	ug/l	
541-73-1	1,3-Dichlorobenzene	ND	5.0	2.7	ug/l	
106-46-7	1,4-Dichlorobenzene	ND	5.0	2.5	ug/l	
75-71-8	Dichlorodifluoromethane	ND	10	6.8	ug/l	
75-34-3	1,1-Dichloroethane	ND	5.0	2.8	ug/l	
107-06-2	1,2-Dichloroethane	ND	5.0	3.0	ug/l	
75-35-4	1,1-Dichloroethene	ND	5.0	3.0	ug/l	
156-59-2	cis-1,2-Dichloroethene	ND	5.0	2.5	ug/l	
156-60-5	trans-1,2-Dichloroethene	ND	5.0	2.7	ug/l	
78-87-5	1,2-Dichloropropane	ND	5.0	2.5	ug/l	

ND = Not detected MDL = Method Detection Limit

J = Indicates an estimated value

RL = Reporting Limit

B = Indicates analyte found in associated method blank

E = Indicates value exceeds calibration range

N = Indicates presumptive evidence of a compound

Report of Analysis

Client Sample ID:	MW-16S	Date Sampled:	12/23/19
Lab Sample ID:	JD900-3	Date Received:	12/24/19
Matrix:	AQ - Ground Water	Percent Solids:	n/a
Method:	SW846 8260C		
Project:	GESMD: PC # 007805 Bel Air Xtra Fuels, 2476 Churchville Road, Bel Air, MD		

VOA Full List + Oxygenates

CAS No.	Compound	Result	RL	MDL	Units	Q
142-28-9	1,3-Dichloropropane	ND	5.0	2.1	ug/l	
594-20-7	2,2-Dichloropropane	ND	5.0	2.6	ug/l	
563-58-6	1,1-Dichloropropene	ND	5.0	4.1	ug/l	
10061-01-5	cis-1,3-Dichloropropene	ND	5.0	2.4	ug/l	
10061-02-6	trans-1,3-Dichloropropene	ND	5.0	2.2	ug/l	
100-41-4	Ethylbenzene	ND	5.0	3.0	ug/l	
87-68-3	Hexachlorobutadiene	ND	10	2.8	ug/l	
98-82-8	Isopropylbenzene	ND	5.0	3.2	ug/l	
99-87-6	p-Isopropyltoluene	ND	10	3.3	ug/l	
1634-04-4	Methyl Tert Butyl Ether	1210 ^b	50	25	ug/l	
108-10-1	4-Methyl-2-pentanone(MIBK)	ND	25	9.3	ug/l	
74-95-3	Methylene bromide	ND	5.0	2.4	ug/l	
75-09-2	Methylene chloride	ND	10	5.0	ug/l	
91-20-3	Naphthalene	ND	25	13	ug/l	
103-65-1	n-Propylbenzene	ND	10	3.0	ug/l	
100-42-5	Styrene	ND	5.0	3.5	ug/l	
75-65-0	Tert Butyl Alcohol	892	50	29	ug/l	
994-05-8	tert-Amyl Methyl Ether	34.6	10	2.4	ug/l	
637-92-3	tert-Butyl Ethyl Ether	ND	10	2.8	ug/l	
630-20-6	1,1,1,2-Tetrachloroethane	ND	5.0	3.0	ug/l	
79-34-5	1,1,2,2-Tetrachloroethane	ND	5.0	3.3	ug/l	
127-18-4	Tetrachloroethene	ND	5.0	4.5	ug/l	
108-88-3	Toluene	ND	5.0	2.7	ug/l	
87-61-6	1,2,3-Trichlorobenzene	ND	5.0	2.5	ug/l	
120-82-1	1,2,4-Trichlorobenzene	ND	5.0	2.5	ug/l	
71-55-6	1,1,1-Trichloroethane	ND	5.0	2.7	ug/l	
79-00-5	1,1,2-Trichloroethane	ND	5.0	2.7	ug/l	
79-01-6	Trichloroethene	ND	5.0	2.6	ug/l	
75-69-4	Trichlorofluoromethane	ND	10	4.2	ug/l	
96-18-4	1,2,3-Trichloropropane	ND	10	3.5	ug/l	
95-63-6	1,2,4-Trimethylbenzene	ND	10	5.0	ug/l	
108-67-8	1,3,5-Trimethylbenzene	ND	10	5.0	ug/l	
75-01-4	Vinyl chloride	ND	5.0	3.9	ug/l	
	m,p-Xylene	ND	5.0	3.9	ug/l	
95-47-6	o-Xylene	ND	5.0	3.0	ug/l	
1330-20-7	Xylene (total)	ND	5.0	3.0	ug/l	

CAS No.	Surrogate Recoveries	Run# 1	Run# 2	Limits
1868-53-7	Dibromofluoromethane	97%	100%	80-120%

ND = Not detected MDL = Method Detection Limit

RL = Reporting Limit

E = Indicates value exceeds calibration range

J = Indicates an estimated value

B = Indicates analyte found in associated method blank

N = Indicates presumptive evidence of a compound

Report of Analysis

Client Sample ID: MW-16S		Date Sampled: 12/23/19
Lab Sample ID: JD900-3		Date Received: 12/24/19
Matrix: AQ - Ground Water		Percent Solids: n/a
Method: SW846 8260C		
Project: GESMD: PC # 007805 Bel Air Xtra Fuels, 2476 Churchville Road, Bel Air, MD		

VOA Full List + Oxygenates

CAS No.	Surrogate Recoveries	Run# 1	Run# 2	Limits
17060-07-0	1,2-Dichloroethane-D4	106%	110%	81-124%
2037-26-5	Toluene-D8	97%	97%	80-120%
460-00-4	4-Bromofluorobenzene	98%	100%	80-120%

(a) Diluted due to high concentration of target compound.

(b) Result is from Run# 2

ND = Not detected MDL = Method Detection Limit

RL = Reporting Limit

E = Indicates value exceeds calibration range

J = Indicates an estimated value

B = Indicates analyte found in associated method blank

N = Indicates presumptive evidence of a compound

Report of Analysis

Client Sample ID: MW-16S		Date Sampled: 12/23/19
Lab Sample ID: JD900-3		Date Received: 12/24/19
Matrix: AQ - Ground Water		Percent Solids: n/a
Method: SW846 8015D		
Project: GESMD: PC # 007805 Bel Air Xtra Fuels, 2476 Churchville Road, Bel Air, MD		

	File ID	DF	Analyzed	By	Prep Date	Prep Batch	Analytical Batch
Run #1	LM102592.D	1	12/30/19 12:49	XPL	n/a	n/a	GLM4270
Run #2							

	Purge Volume
Run #1	5.0 ml
Run #2	

CAS No.	Compound	Result	RL	MDL	Units	Q
	TPH-GRO (C6-C10)	1.42	0.20	0.10	mg/l	
CAS No.	Surrogate Recoveries	Run# 1	Run# 2	Limits		
98-08-8	aaa-Trifluorotoluene	93%		55-130%		

ND = Not detected MDL = Method Detection Limit J = Indicates an estimated value
 RL = Reporting Limit B = Indicates analyte found in associated method blank
 E = Indicates value exceeds calibration range N = Indicates presumptive evidence of a compound

Report of Analysis

Client Sample ID: MW-16S		Date Sampled: 12/23/19
Lab Sample ID: JD900-3		Date Received: 12/24/19
Matrix: AQ - Ground Water		Percent Solids: n/a
Method: SW846 8015D SW846 3510C		
Project: GESMD: PC # 007805 Bel Air Xtra Fuels, 2476 Churchville Road, Bel Air, MD		

	File ID	DF	Analyzed	By	Prep Date	Prep Batch	Analytical Batch
Run #1	2Z78534.D	1	12/29/19 17:40	TL	12/27/19 15:30	OP24896	G2Z2978
Run #2							

	Initial Volume	Final Volume
Run #1	300 ml	1.0 ml
Run #2		

CAS No.	Compound	Result	RL	MDL	Units	Q
	TPH-DRO (C10-C28)	ND	0.083	0.053	mg/l	
CAS No.	Surrogate Recoveries	Run# 1	Run# 2	Limits		
84-15-1	o-Terphenyl	66%		22-140%		
438-22-2	5a-Androstane	51%		10-135%		

ND = Not detected MDL = Method Detection Limit J = Indicates an estimated value
 RL = Reporting Limit B = Indicates analyte found in associated method blank
 E = Indicates value exceeds calibration range N = Indicates presumptive evidence of a compound

Report of Analysis

Client Sample ID: MW-161		Date Sampled: 12/23/19
Lab Sample ID: JD900-4		Date Received: 12/24/19
Matrix: AQ - Ground Water		Percent Solids: n/a
Method: SW846 8260C		
Project: GESMD: PC # 007805 Bel Air Xtra Fuels, 2476 Churchville Road, Bel Air, MD		

	File ID	DF	Analyzed	By	Prep Date	Prep Batch	Analytical Batch
Run #1 ^a	2A200191.D	10	01/02/20 10:19	CSF	n/a	n/a	V2A8653
Run #2	2A200196.D	100	01/02/20 12:45	CSF	n/a	n/a	V2A8653

	Purge Volume
Run #1	5.0 ml
Run #2	5.0 ml

VOA Full List + Oxygenates

CAS No.	Compound	Result	RL	MDL	Units	Q
67-64-1	Acetone	ND	100	60	ug/l	
71-43-2	Benzene	48.2	5.0	4.3	ug/l	
108-86-1	Bromobenzene	ND	10	5.5	ug/l	
74-97-5	Bromochloromethane	ND	10	4.8	ug/l	
75-27-4	Bromodichloromethane	ND	10	5.8	ug/l	
75-25-2	Bromoform	ND	10	6.3	ug/l	
74-83-9	Bromomethane	ND	20	16	ug/l	
78-93-3	2-Butanone (MEK)	ND	100	69	ug/l	
104-51-8	n-Butylbenzene	ND	20	5.2	ug/l	
135-98-8	sec-Butylbenzene	ND	20	6.2	ug/l	
98-06-6	tert-Butylbenzene	ND	20	6.9	ug/l	
56-23-5	Carbon tetrachloride	ND	10	5.5	ug/l	
108-90-7	Chlorobenzene	ND	10	5.6	ug/l	
75-00-3	Chloroethane	ND	10	7.3	ug/l	
67-66-3	Chloroform	ND	10	5.0	ug/l	
74-87-3	Chloromethane	ND	10	7.6	ug/l	
95-49-8	o-Chlorotoluene	ND	20	6.3	ug/l	
106-43-4	p-Chlorotoluene	ND	20	6.0	ug/l	
108-20-3	Di-Isopropyl ether	11.0	20	6.8	ug/l	J
96-12-8	1,2-Dibromo-3-chloropropane	ND	20	12	ug/l	
124-48-1	Dibromochloromethane	ND	10	5.6	ug/l	
106-93-4	1,2-Dibromoethane	ND	10	4.8	ug/l	
95-50-1	1,2-Dichlorobenzene	ND	10	5.3	ug/l	
541-73-1	1,3-Dichlorobenzene	ND	10	5.4	ug/l	
106-46-7	1,4-Dichlorobenzene	ND	10	5.1	ug/l	
75-71-8	Dichlorodifluoromethane	ND	20	14	ug/l	
75-34-3	1,1-Dichloroethane	ND	10	5.7	ug/l	
107-06-2	1,2-Dichloroethane	ND	10	6.0	ug/l	
75-35-4	1,1-Dichloroethene	ND	10	5.9	ug/l	
156-59-2	cis-1,2-Dichloroethene	ND	10	5.1	ug/l	
156-60-5	trans-1,2-Dichloroethene	ND	10	5.4	ug/l	
78-87-5	1,2-Dichloropropane	ND	10	5.1	ug/l	

ND = Not detected MDL = Method Detection Limit

J = Indicates an estimated value

RL = Reporting Limit

B = Indicates analyte found in associated method blank

E = Indicates value exceeds calibration range

N = Indicates presumptive evidence of a compound

Report of Analysis

Client Sample ID:	MW-161	Date Sampled:	12/23/19
Lab Sample ID:	JD900-4	Date Received:	12/24/19
Matrix:	AQ - Ground Water	Percent Solids:	n/a
Method:	SW846 8260C		
Project:	GESMD: PC # 007805 Bel Air Xtra Fuels, 2476 Churchville Road, Bel Air, MD		

VOA Full List + Oxygenates

CAS No.	Compound	Result	RL	MDL	Units	Q
142-28-9	1,3-Dichloropropane	ND	10	4.3	ug/l	
594-20-7	2,2-Dichloropropane	ND	10	5.2	ug/l	
563-58-6	1,1-Dichloropropene	ND	10	8.2	ug/l	
10061-01-5	cis-1,3-Dichloropropene	ND	10	4.7	ug/l	
10061-02-6	trans-1,3-Dichloropropene	ND	10	4.3	ug/l	
100-41-4	Ethylbenzene	ND	10	6.0	ug/l	
87-68-3	Hexachlorobutadiene	ND	20	5.6	ug/l	
98-82-8	Isopropylbenzene	ND	10	6.5	ug/l	
99-87-6	p-Isopropyltoluene	ND	20	6.6	ug/l	
1634-04-4	Methyl Tert Butyl Ether	3470 ^b	100	51	ug/l	
108-10-1	4-Methyl-2-pentanone(MIBK)	ND	50	19	ug/l	
74-95-3	Methylene bromide	ND	10	4.8	ug/l	
75-09-2	Methylene chloride	ND	20	10	ug/l	
91-20-3	Naphthalene	ND	50	25	ug/l	
103-65-1	n-Propylbenzene	ND	20	6.0	ug/l	
100-42-5	Styrene	ND	10	7.0	ug/l	
75-65-0	Tert Butyl Alcohol	1930	100	58	ug/l	
994-05-8	tert-Amyl Methyl Ether	101	20	4.7	ug/l	
637-92-3	tert-Butyl Ethyl Ether	ND	20	5.6	ug/l	
630-20-6	1,1,1,2-Tetrachloroethane	ND	10	6.0	ug/l	
79-34-5	1,1,2,2-Tetrachloroethane	ND	10	6.5	ug/l	
127-18-4	Tetrachloroethene	ND	10	9.0	ug/l	
108-88-3	Toluene	ND	10	5.3	ug/l	
87-61-6	1,2,3-Trichlorobenzene	ND	10	5.0	ug/l	
120-82-1	1,2,4-Trichlorobenzene	ND	10	5.0	ug/l	
71-55-6	1,1,1-Trichloroethane	ND	10	5.4	ug/l	
79-00-5	1,1,2-Trichloroethane	ND	10	5.3	ug/l	
79-01-6	Trichloroethene	ND	10	5.3	ug/l	
75-69-4	Trichlorofluoromethane	ND	20	8.4	ug/l	
96-18-4	1,2,3-Trichloropropane	ND	20	7.0	ug/l	
95-63-6	1,2,4-Trimethylbenzene	ND	20	10	ug/l	
108-67-8	1,3,5-Trimethylbenzene	ND	20	10	ug/l	
75-01-4	Vinyl chloride	ND	10	7.9	ug/l	
	m,p-Xylene	ND	10	7.8	ug/l	
95-47-6	o-Xylene	ND	10	5.9	ug/l	
1330-20-7	Xylene (total)	ND	10	5.9	ug/l	

CAS No.	Surrogate Recoveries	Run# 1	Run# 2	Limits
1868-53-7	Dibromofluoromethane	98%	97%	80-120%

ND = Not detected MDL = Method Detection Limit

J = Indicates an estimated value

RL = Reporting Limit

B = Indicates analyte found in associated method blank

E = Indicates value exceeds calibration range

N = Indicates presumptive evidence of a compound

Report of Analysis

Client Sample ID: MW-16I		Date Sampled: 12/23/19
Lab Sample ID: JD900-4		Date Received: 12/24/19
Matrix: AQ - Ground Water		Percent Solids: n/a
Method: SW846 8260C		
Project: GESMD: PC # 007805 Bel Air Xtra Fuels, 2476 Churchville Road, Bel Air, MD		

VOA Full List + Oxygenates

CAS No.	Surrogate Recoveries	Run# 1	Run# 2	Limits
17060-07-0	1,2-Dichloroethane-D4	108%	110%	81-124%
2037-26-5	Toluene-D8	96%	97%	80-120%
460-00-4	4-Bromofluorobenzene	98%	99%	80-120%

(a) Diluted due to high concentration of target compound.

(b) Result is from Run# 2

ND = Not detected MDL = Method Detection Limit

RL = Reporting Limit

E = Indicates value exceeds calibration range

J = Indicates an estimated value

B = Indicates analyte found in associated method blank

N = Indicates presumptive evidence of a compound

Report of Analysis

3.4
3

Client Sample ID: MW-161		Date Sampled: 12/23/19
Lab Sample ID: JD900-4		Date Received: 12/24/19
Matrix: AQ - Ground Water		Percent Solids: n/a
Method: SW846 8015D		
Project: GESMD: PC # 007805 Bel Air Xtra Fuels, 2476 Churchville Road, Bel Air, MD		

	File ID	DF	Analyzed	By	Prep Date	Prep Batch	Analytical Batch
Run #1	LM102593.D	1	12/30/19 13:18	XPL	n/a	n/a	GLM4270
Run #2							

	Purge Volume
Run #1	5.0 ml
Run #2	

CAS No.	Compound	Result	RL	MDL	Units	Q
	TPH-GRO (C6-C10)	3.75	0.20	0.10	mg/l	
CAS No.	Surrogate Recoveries	Run# 1	Run# 2	Limits		
98-08-8	aaa-Trifluorotoluene	92%		55-130%		

ND = Not detected	MDL = Method Detection Limit	J = Indicates an estimated value
RL = Reporting Limit		B = Indicates analyte found in associated method blank
E = Indicates value exceeds calibration range		N = Indicates presumptive evidence of a compound

Report of Analysis

3.4
3

Client Sample ID: MW-16I		Date Sampled: 12/23/19
Lab Sample ID: JD900-4		Date Received: 12/24/19
Matrix: AQ - Ground Water		Percent Solids: n/a
Method: SW846 8015D SW846 3510C		
Project: GESMD: PC # 007805 Bel Air Xtra Fuels, 2476 Churchville Road, Bel Air, MD		

	File ID	DF	Analyzed	By	Prep Date	Prep Batch	Analytical Batch
Run #1	2Z78535.D	1	12/29/19 18:14	TL	12/27/19 15:30	OP24896	G2Z2978
Run #2							

	Initial Volume	Final Volume
Run #1	300 ml	1.0 ml
Run #2		

CAS No.	Compound	Result	RL	MDL	Units	Q
	TPH-DRO (C10-C28)	ND	0.083	0.053	mg/l	
CAS No.	Surrogate Recoveries	Run# 1	Run# 2	Limits		
84-15-1	o-Terphenyl	64%		22-140%		
438-22-2	5a-Androstane	61%		10-135%		

ND = Not detected MDL = Method Detection Limit J = Indicates an estimated value
 RL = Reporting Limit B = Indicates analyte found in associated method blank
 E = Indicates value exceeds calibration range N = Indicates presumptive evidence of a compound

Report of Analysis

Client Sample ID: MW-16D		Date Sampled: 12/23/19
Lab Sample ID: JD900-5		Date Received: 12/24/19
Matrix: AQ - Ground Water		Percent Solids: n/a
Method: SW846 8260C		
Project: GESMD: PC # 007805 Bel Air Xtra Fuels, 2476 Churchville Road, Bel Air, MD		

Run #1	File ID	DF	Analyzed	By	Prep Date	Prep Batch	Analytical Batch
Run #1	1A197424.D	1	12/31/19 17:46	CSF	n/a	n/a	V1A8505
Run #2							

Run #1	Purge Volume
Run #1	5.0 ml
Run #2	

VOA Full List + Oxygenates

CAS No.	Compound	Result	RL	MDL	Units	Q
67-64-1	Acetone	ND	10	6.0	ug/l	
71-43-2	Benzene	ND	0.50	0.43	ug/l	
108-86-1	Bromobenzene	ND	1.0	0.55	ug/l	
74-97-5	Bromochloromethane	ND	1.0	0.48	ug/l	
75-27-4	Bromodichloromethane	ND	1.0	0.58	ug/l	
75-25-2	Bromoform	ND	1.0	0.63	ug/l	
74-83-9	Bromomethane ^a	ND	2.0	1.6	ug/l	
78-93-3	2-Butanone (MEK)	ND	10	6.9	ug/l	
104-51-8	n-Butylbenzene	ND	2.0	0.52	ug/l	
135-98-8	sec-Butylbenzene	ND	2.0	0.62	ug/l	
98-06-6	tert-Butylbenzene	ND	2.0	0.69	ug/l	
56-23-5	Carbon tetrachloride	ND	1.0	0.55	ug/l	
108-90-7	Chlorobenzene	ND	1.0	0.56	ug/l	
75-00-3	Chloroethane	ND	1.0	0.73	ug/l	
67-66-3	Chloroform	ND	1.0	0.50	ug/l	
74-87-3	Chloromethane	ND	1.0	0.76	ug/l	
95-49-8	o-Chlorotoluene	ND	2.0	0.63	ug/l	
106-43-4	p-Chlorotoluene	ND	2.0	0.60	ug/l	
108-20-3	Di-Isopropyl ether	ND	2.0	0.68	ug/l	
96-12-8	1,2-Dibromo-3-chloropropane	ND	2.0	1.2	ug/l	
124-48-1	Dibromochloromethane	ND	1.0	0.56	ug/l	
106-93-4	1,2-Dibromoethane	ND	1.0	0.48	ug/l	
95-50-1	1,2-Dichlorobenzene	ND	1.0	0.53	ug/l	
541-73-1	1,3-Dichlorobenzene	ND	1.0	0.54	ug/l	
106-46-7	1,4-Dichlorobenzene	ND	1.0	0.51	ug/l	
75-71-8	Dichlorodifluoromethane	ND	2.0	1.4	ug/l	
75-34-3	1,1-Dichloroethane	ND	1.0	0.57	ug/l	
107-06-2	1,2-Dichloroethane	ND	1.0	0.60	ug/l	
75-35-4	1,1-Dichloroethene ^b	ND	1.0	0.59	ug/l	
156-59-2	cis-1,2-Dichloroethene	ND	1.0	0.51	ug/l	
156-60-5	trans-1,2-Dichloroethene	ND	1.0	0.54	ug/l	
78-87-5	1,2-Dichloropropane	ND	1.0	0.51	ug/l	

ND = Not detected MDL = Method Detection Limit

RL = Reporting Limit

E = Indicates value exceeds calibration range

J = Indicates an estimated value

B = Indicates analyte found in associated method blank

N = Indicates presumptive evidence of a compound

Report of Analysis

Client Sample ID: MW-16D		Date Sampled: 12/23/19
Lab Sample ID: JD900-5		Date Received: 12/24/19
Matrix: AQ - Ground Water		Percent Solids: n/a
Method: SW846 8260C		
Project: GESMD: PC # 007805 Bel Air Xtra Fuels, 2476 Churchville Road, Bel Air, MD		

VOA Full List + Oxygenates

CAS No.	Surrogate Recoveries	Run# 1	Run# 2	Limits
17060-07-0	1,2-Dichloroethane-D4	105%		81-124%
2037-26-5	Toluene-D8	99%		80-120%
460-00-4	4-Bromofluorobenzene	100%		80-120%

- (a) Associated CCV outside of control limits high, sample was ND. This compound in BS is outside in house QC limits bias high.
- (b) Associated CCV outside of control limits low.
- (c) This compound in BS is outside in house QC limits bias high.

ND = Not detected MDL = Method Detection Limit
 RL = Reporting Limit

J = Indicates an estimated value
 B = Indicates analyte found in associated method blank
 N = Indicates presumptive evidence of a compound

Report of Analysis

3.5
3

Client Sample ID: MW-16D		Date Sampled: 12/23/19
Lab Sample ID: JD900-5		Date Received: 12/24/19
Matrix: AQ - Ground Water		Percent Solids: n/a
Method: SW846 8015D		
Project: GESMD: PC # 007805 Bel Air Xtra Fuels, 2476 Churchville Road, Bel Air, MD		

	File ID	DF	Analyzed	By	Prep Date	Prep Batch	Analytical Batch
Run #1	LM102600.D	1	12/30/19 16:11	XPL	n/a	n/a	GLM4270
Run #2							

	Purge Volume
Run #1	5.0 ml
Run #2	

CAS No.	Compound	Result	RL	MDL	Units	Q
	TPH-GRO (C6-C10)	ND	0.20	0.10	mg/l	
CAS No.	Surrogate Recoveries	Run# 1	Run# 2	Limits		
98-08-8	aaa-Trifluorotoluene	93%		55-130%		

ND = Not detected MDL = Method Detection Limit J = Indicates an estimated value
 RL = Reporting Limit B = Indicates analyte found in associated method blank
 E = Indicates value exceeds calibration range N = Indicates presumptive evidence of a compound

Report of Analysis

3.5
3

Client Sample ID: MW-16D	Date Sampled: 12/23/19
Lab Sample ID: JD900-5	Date Received: 12/24/19
Matrix: AQ - Ground Water	Percent Solids: n/a
Method: SW846 8015D SW846 3510C	
Project: GESMD: PC # 007805 Bel Air Xtra Fuels, 2476 Churchville Road, Bel Air, MD	

	File ID	DF	Analyzed	By	Prep Date	Prep Batch	Analytical Batch
Run #1	2Y100570.D	1	12/30/19 17:59	CP	12/30/19 07:00	OP24924	G2Y3838
Run #2							

	Initial Volume	Final Volume
Run #1	300 ml	1.0 ml
Run #2		

CAS No.	Compound	Result	RL	MDL	Units	Q
	TPH-DRO (C10-C28)	0.120	0.083	0.053	mg/l	
CAS No.	Surrogate Recoveries	Run# 1	Run# 2	Limits		
84-15-1	o-Terphenyl	81%		22-140%		
438-22-2	5a-Androstane	41%		10-135%		

ND = Not detected MDL = Method Detection Limit J = Indicates an estimated value
 RL = Reporting Limit B = Indicates analyte found in associated method blank
 E = Indicates value exceeds calibration range N = Indicates presumptive evidence of a compound

Report of Analysis

Client Sample ID: MW-17S		Date Sampled: 12/23/19
Lab Sample ID: JD900-6		Date Received: 12/24/19
Matrix: AQ - Ground Water		Percent Solids: n/a
Method: SW846 8260C		
Project: GESMD: PC # 007805 Bel Air Xtra Fuels, 2476 Churchville Road, Bel Air, MD		

Run #1	File ID	DF	Analyzed	By	Prep Date	Prep Batch	Analytical Batch
Run #1	1A197425.D	1	12/31/19 18:11	CSF	n/a	n/a	V1A8505
Run #2							

Run #1	Purge Volume
Run #1	5.0 ml
Run #2	

VOA Full List + Oxygenates

CAS No.	Compound	Result	RL	MDL	Units	Q
67-64-1	Acetone	ND	10	6.0	ug/l	
71-43-2	Benzene	ND	0.50	0.43	ug/l	
108-86-1	Bromobenzene	ND	1.0	0.55	ug/l	
74-97-5	Bromochloromethane	ND	1.0	0.48	ug/l	
75-27-4	Bromodichloromethane	ND	1.0	0.58	ug/l	
75-25-2	Bromoform	ND	1.0	0.63	ug/l	
74-83-9	Bromomethane ^a	ND	2.0	1.6	ug/l	
78-93-3	2-Butanone (MEK)	ND	10	6.9	ug/l	
104-51-8	n-Butylbenzene	ND	2.0	0.52	ug/l	
135-98-8	sec-Butylbenzene	ND	2.0	0.62	ug/l	
98-06-6	tert-Butylbenzene	ND	2.0	0.69	ug/l	
56-23-5	Carbon tetrachloride	ND	1.0	0.55	ug/l	
108-90-7	Chlorobenzene	ND	1.0	0.56	ug/l	
75-00-3	Chloroethane	ND	1.0	0.73	ug/l	
67-66-3	Chloroform	ND	1.0	0.50	ug/l	
74-87-3	Chloromethane	ND	1.0	0.76	ug/l	
95-49-8	o-Chlorotoluene	ND	2.0	0.63	ug/l	
106-43-4	p-Chlorotoluene	ND	2.0	0.60	ug/l	
108-20-3	Di-Isopropyl ether	ND	2.0	0.68	ug/l	
96-12-8	1,2-Dibromo-3-chloropropane	ND	2.0	1.2	ug/l	
124-48-1	Dibromochloromethane	ND	1.0	0.56	ug/l	
106-93-4	1,2-Dibromoethane	ND	1.0	0.48	ug/l	
95-50-1	1,2-Dichlorobenzene	ND	1.0	0.53	ug/l	
541-73-1	1,3-Dichlorobenzene	ND	1.0	0.54	ug/l	
106-46-7	1,4-Dichlorobenzene	ND	1.0	0.51	ug/l	
75-71-8	Dichlorodifluoromethane	ND	2.0	1.4	ug/l	
75-34-3	1,1-Dichloroethane	ND	1.0	0.57	ug/l	
107-06-2	1,2-Dichloroethane	ND	1.0	0.60	ug/l	
75-35-4	1,1-Dichloroethene ^b	ND	1.0	0.59	ug/l	
156-59-2	cis-1,2-Dichloroethene	ND	1.0	0.51	ug/l	
156-60-5	trans-1,2-Dichloroethene	ND	1.0	0.54	ug/l	
78-87-5	1,2-Dichloropropane	ND	1.0	0.51	ug/l	

ND = Not detected MDL = Method Detection Limit

RL = Reporting Limit

E = Indicates value exceeds calibration range

J = Indicates an estimated value

B = Indicates analyte found in associated method blank

N = Indicates presumptive evidence of a compound

Report of Analysis

Client Sample ID:	MW-17S	Date Sampled:	12/23/19
Lab Sample ID:	JD900-6	Date Received:	12/24/19
Matrix:	AQ - Ground Water	Percent Solids:	n/a
Method:	SW846 8260C		
Project:	GESMD: PC # 007805 Bel Air Xtra Fuels, 2476 Churchville Road, Bel Air, MD		

VOA Full List + Oxygenates

CAS No.	Compound	Result	RL	MDL	Units	Q
142-28-9	1,3-Dichloropropane	ND	1.0	0.43	ug/l	
594-20-7	2,2-Dichloropropane	ND	1.0	0.52	ug/l	
563-58-6	1,1-Dichloropropene	ND	1.0	0.82	ug/l	
10061-01-5	cis-1,3-Dichloropropene	ND	1.0	0.47	ug/l	
10061-02-6	trans-1,3-Dichloropropene	ND	1.0	0.43	ug/l	
100-41-4	Ethylbenzene	ND	1.0	0.60	ug/l	
87-68-3	Hexachlorobutadiene ^c	ND	2.0	0.56	ug/l	
98-82-8	Isopropylbenzene	ND	1.0	0.65	ug/l	
99-87-6	p-Isopropyltoluene	ND	2.0	0.66	ug/l	
1634-04-4	Methyl Tert Butyl Ether	0.66	1.0	0.51	ug/l	J
108-10-1	4-Methyl-2-pentanone(MIBK)	ND	5.0	1.9	ug/l	
74-95-3	Methylene bromide	ND	1.0	0.48	ug/l	
75-09-2	Methylene chloride	ND	2.0	1.0	ug/l	
91-20-3	Naphthalene	ND	5.0	2.5	ug/l	
103-65-1	n-Propylbenzene	ND	2.0	0.60	ug/l	
100-42-5	Styrene	ND	1.0	0.70	ug/l	
75-65-0	Tert Butyl Alcohol	ND	10	5.8	ug/l	
994-05-8	tert-Amyl Methyl Ether	ND	2.0	0.47	ug/l	
637-92-3	tert-Butyl Ethyl Ether	ND	2.0	0.56	ug/l	
630-20-6	1,1,1,2-Tetrachloroethane	ND	1.0	0.60	ug/l	
79-34-5	1,1,2,2-Tetrachloroethane	ND	1.0	0.65	ug/l	
127-18-4	Tetrachloroethene	ND	1.0	0.90	ug/l	
108-88-3	Toluene	ND	1.0	0.53	ug/l	
87-61-6	1,2,3-Trichlorobenzene	ND	1.0	0.50	ug/l	
120-82-1	1,2,4-Trichlorobenzene	ND	1.0	0.50	ug/l	
71-55-6	1,1,1-Trichloroethane	ND	1.0	0.54	ug/l	
79-00-5	1,1,2-Trichloroethane	ND	1.0	0.53	ug/l	
79-01-6	Trichloroethene	ND	1.0	0.53	ug/l	
75-69-4	Trichlorofluoromethane	ND	2.0	0.84	ug/l	
96-18-4	1,2,3-Trichloropropane	ND	2.0	0.70	ug/l	
95-63-6	1,2,4-Trimethylbenzene	ND	2.0	1.0	ug/l	
108-67-8	1,3,5-Trimethylbenzene	ND	2.0	1.0	ug/l	
75-01-4	Vinyl chloride	ND	1.0	0.79	ug/l	
	m,p-Xylene	ND	1.0	0.78	ug/l	
95-47-6	o-Xylene	ND	1.0	0.59	ug/l	
1330-20-7	Xylene (total)	ND	1.0	0.59	ug/l	

CAS No.	Surrogate Recoveries	Run# 1	Run# 2	Limits
1868-53-7	Dibromofluoromethane	105%		80-120%

ND = Not detected MDL = Method Detection Limit

RL = Reporting Limit

E = Indicates value exceeds calibration range

J = Indicates an estimated value

B = Indicates analyte found in associated method blank

N = Indicates presumptive evidence of a compound

Report of Analysis

Client Sample ID: MW-17S		Date Sampled: 12/23/19
Lab Sample ID: JD900-6		Date Received: 12/24/19
Matrix: AQ - Ground Water		Percent Solids: n/a
Method: SW846 8260C		
Project: GESMD: PC # 007805 Bel Air Xtra Fuels, 2476 Churchville Road, Bel Air, MD		

VOA Full List + Oxygenates

CAS No.	Surrogate Recoveries	Run# 1	Run# 2	Limits
17060-07-0	1,2-Dichloroethane-D4	103%		81-124%
2037-26-5	Toluene-D8	100%		80-120%
460-00-4	4-Bromofluorobenzene	102%		80-120%

- (a) Associated CCV outside of control limits high, sample was ND. This compound in BS is outside in house QC limits bias high.
- (b) Associated CCV outside of control limits low.
- (c) This compound in BS is outside in house QC limits bias high.

ND = Not detected MDL = Method Detection Limit
 RL = Reporting Limit

J = Indicates an estimated value
 B = Indicates analyte found in associated method blank
 N = Indicates presumptive evidence of a compound

Report of Analysis

3.6
3

Client Sample ID: MW-17S		Date Sampled: 12/23/19
Lab Sample ID: JD900-6		Date Received: 12/24/19
Matrix: AQ - Ground Water		Percent Solids: n/a
Method: SW846 8015D		
Project: GESMD: PC # 007805 Bel Air Xtra Fuels, 2476 Churchville Road, Bel Air, MD		

	File ID	DF	Analyzed	By	Prep Date	Prep Batch	Analytical Batch
Run #1	LM102601.D	1	12/30/19 16:32	XPL	n/a	n/a	GLM4270
Run #2							

	Purge Volume
Run #1	5.0 ml
Run #2	

CAS No.	Compound	Result	RL	MDL	Units	Q
	TPH-GRO (C6-C10)	ND	0.20	0.10	mg/l	
CAS No.	Surrogate Recoveries	Run# 1	Run# 2	Limits		
98-08-8	aaa-Trifluorotoluene	91%		55-130%		

ND = Not detected MDL = Method Detection Limit J = Indicates an estimated value
 RL = Reporting Limit B = Indicates analyte found in associated method blank
 E = Indicates value exceeds calibration range N = Indicates presumptive evidence of a compound

Report of Analysis

3.6
3

Client Sample ID: MW-17S		Date Sampled: 12/23/19
Lab Sample ID: JD900-6		Date Received: 12/24/19
Matrix: AQ - Ground Water		Percent Solids: n/a
Method: SW846 8015D SW846 3510C		
Project: GESMD: PC # 007805 Bel Air Xtra Fuels, 2476 Churchville Road, Bel Air, MD		

	File ID	DF	Analyzed	By	Prep Date	Prep Batch	Analytical Batch
Run #1	2Y100571.D	1	12/30/19 18:34	CP	12/30/19 07:00	OP24924	G2Y3838
Run #2							

	Initial Volume	Final Volume
Run #1	300 ml	1.0 ml
Run #2		

CAS No.	Compound	Result	RL	MDL	Units	Q
	TPH-DRO (C10-C28)	ND	0.083	0.053	mg/l	
CAS No.	Surrogate Recoveries	Run# 1	Run# 2	Limits		
84-15-1	o-Terphenyl	86%		22-140%		
438-22-2	5a-Androstane	42%		10-135%		

ND = Not detected MDL = Method Detection Limit J = Indicates an estimated value
 RL = Reporting Limit B = Indicates analyte found in associated method blank
 E = Indicates value exceeds calibration range N = Indicates presumptive evidence of a compound

Report of Analysis

Client Sample ID: MW-171		Date Sampled: 12/23/19
Lab Sample ID: JD900-7		Date Received: 12/24/19
Matrix: AQ - Ground Water		Percent Solids: n/a
Method: SW846 8260C		
Project: GESMD: PC # 007805 Bel Air Xtra Fuels, 2476 Churchville Road, Bel Air, MD		

VOA Full List + Oxygenates

CAS No.	Compound	Result	RL	MDL	Units	Q
142-28-9	1,3-Dichloropropane	ND	1.0	0.43	ug/l	
594-20-7	2,2-Dichloropropane	ND	1.0	0.52	ug/l	
563-58-6	1,1-Dichloropropene	ND	1.0	0.82	ug/l	
10061-01-5	cis-1,3-Dichloropropene	ND	1.0	0.47	ug/l	
10061-02-6	trans-1,3-Dichloropropene	ND	1.0	0.43	ug/l	
100-41-4	Ethylbenzene	ND	1.0	0.60	ug/l	
87-68-3	Hexachlorobutadiene ^c	ND	2.0	0.56	ug/l	
98-82-8	Isopropylbenzene	ND	1.0	0.65	ug/l	
99-87-6	p-Isopropyltoluene	ND	2.0	0.66	ug/l	
1634-04-4	Methyl Tert Butyl Ether	ND	1.0	0.51	ug/l	
108-10-1	4-Methyl-2-pentanone(MIBK)	ND	5.0	1.9	ug/l	
74-95-3	Methylene bromide	ND	1.0	0.48	ug/l	
75-09-2	Methylene chloride	ND	2.0	1.0	ug/l	
91-20-3	Naphthalene	ND	5.0	2.5	ug/l	
103-65-1	n-Propylbenzene	ND	2.0	0.60	ug/l	
100-42-5	Styrene	ND	1.0	0.70	ug/l	
75-65-0	Tert Butyl Alcohol	ND	10	5.8	ug/l	
994-05-8	tert-Amyl Methyl Ether	ND	2.0	0.47	ug/l	
637-92-3	tert-Butyl Ethyl Ether	ND	2.0	0.56	ug/l	
630-20-6	1,1,1,2-Tetrachloroethane	ND	1.0	0.60	ug/l	
79-34-5	1,1,2,2-Tetrachloroethane	ND	1.0	0.65	ug/l	
127-18-4	Tetrachloroethene	ND	1.0	0.90	ug/l	
108-88-3	Toluene	ND	1.0	0.53	ug/l	
87-61-6	1,2,3-Trichlorobenzene	ND	1.0	0.50	ug/l	
120-82-1	1,2,4-Trichlorobenzene	ND	1.0	0.50	ug/l	
71-55-6	1,1,1-Trichloroethane	ND	1.0	0.54	ug/l	
79-00-5	1,1,2-Trichloroethane	ND	1.0	0.53	ug/l	
79-01-6	Trichloroethene	ND	1.0	0.53	ug/l	
75-69-4	Trichlorofluoromethane	ND	2.0	0.84	ug/l	
96-18-4	1,2,3-Trichloropropane	ND	2.0	0.70	ug/l	
95-63-6	1,2,4-Trimethylbenzene	ND	2.0	1.0	ug/l	
108-67-8	1,3,5-Trimethylbenzene	ND	2.0	1.0	ug/l	
75-01-4	Vinyl chloride	ND	1.0	0.79	ug/l	
	m,p-Xylene	ND	1.0	0.78	ug/l	
95-47-6	o-Xylene	ND	1.0	0.59	ug/l	
1330-20-7	Xylene (total)	ND	1.0	0.59	ug/l	

CAS No.	Surrogate Recoveries	Run# 1	Run# 2	Limits
1868-53-7	Dibromofluoromethane	104%		80-120%

ND = Not detected MDL = Method Detection Limit

RL = Reporting Limit

E = Indicates value exceeds calibration range

J = Indicates an estimated value

B = Indicates analyte found in associated method blank

N = Indicates presumptive evidence of a compound

Report of Analysis

Client Sample ID: MW-17I		Date Sampled: 12/23/19
Lab Sample ID: JD900-7		Date Received: 12/24/19
Matrix: AQ - Ground Water		Percent Solids: n/a
Method: SW846 8260C		
Project: GESMD: PC # 007805 Bel Air Xtra Fuels, 2476 Churchville Road, Bel Air, MD		

VOA Full List + Oxygenates

CAS No.	Surrogate Recoveries	Run# 1	Run# 2	Limits
17060-07-0	1,2-Dichloroethane-D4	104%		81-124%
2037-26-5	Toluene-D8	101%		80-120%
460-00-4	4-Bromofluorobenzene	100%		80-120%

- (a) Associated CCV outside of control limits high, sample was ND. This compound in BS is outside in house QC limits bias high.
- (b) Associated CCV outside of control limits low.
- (c) This compound in BS is outside in house QC limits bias high.

ND = Not detected MDL = Method Detection Limit
 RL = Reporting Limit

J = Indicates an estimated value
 B = Indicates analyte found in associated method blank
 N = Indicates presumptive evidence of a compound

Report of Analysis

37
3

Client Sample ID: MW-171		Date Sampled: 12/23/19
Lab Sample ID: JD900-7		Date Received: 12/24/19
Matrix: AQ - Ground Water		Percent Solids: n/a
Method: SW846 8015D		
Project: GESMD: PC # 007805 Bel Air Xtra Fuels, 2476 Churchville Road, Bel Air, MD		

	File ID	DF	Analyzed	By	Prep Date	Prep Batch	Analytical Batch
Run #1	LM102589.D	1	12/30/19 11:38	XPL	n/a	n/a	GLM4270
Run #2							

	Purge Volume
Run #1	5.0 ml
Run #2	

CAS No.	Compound	Result	RL	MDL	Units	Q
	TPH-GRO (C6-C10)	ND	0.20	0.10	mg/l	
CAS No.	Surrogate Recoveries	Run# 1	Run# 2	Limits		
98-08-8	aaa-Trifluorotoluene	92%		55-130%		

ND = Not detected MDL = Method Detection Limit J = Indicates an estimated value
 RL = Reporting Limit B = Indicates analyte found in associated method blank
 E = Indicates value exceeds calibration range N = Indicates presumptive evidence of a compound

Report of Analysis

Client Sample ID: MW-171		Date Sampled: 12/23/19
Lab Sample ID: JD900-7		Date Received: 12/24/19
Matrix: AQ - Ground Water		Percent Solids: n/a
Method: SW846 8015D SW846 3510C		
Project: GESMD: PC # 007805 Bel Air Xtra Fuels, 2476 Churchville Road, Bel Air, MD		

	File ID	DF	Analyzed	By	Prep Date	Prep Batch	Analytical Batch
Run #1	2Y100572.D	1	12/30/19 19:08	CP	12/30/19 07:00	OP24924	G2Y3838
Run #2							

	Initial Volume	Final Volume
Run #1	300 ml	1.0 ml
Run #2		

CAS No.	Compound	Result	RL	MDL	Units	Q
	TPH-DRO (C10-C28)	0.172	0.083	0.053	mg/l	
CAS No.	Surrogate Recoveries	Run# 1	Run# 2	Limits		
84-15-1	o-Terphenyl	96%		22-140%		
438-22-2	5a-Androstane	51%		10-135%		

ND = Not detected MDL = Method Detection Limit J = Indicates an estimated value
 RL = Reporting Limit B = Indicates analyte found in associated method blank
 E = Indicates value exceeds calibration range N = Indicates presumptive evidence of a compound

Report of Analysis

Client Sample ID: MW-17D		Date Sampled: 12/23/19
Lab Sample ID: JD900-8		Date Received: 12/24/19
Matrix: AQ - Ground Water		Percent Solids: n/a
Method: SW846 8260C		
Project: GESMD: PC # 007805 Bel Air Xtra Fuels, 2476 Churchville Road, Bel Air, MD		

Run #1	File ID	DF	Analyzed	By	Prep Date	Prep Batch	Analytical Batch
Run #1	1A197427.D	1	12/31/19 19:01	CSF	n/a	n/a	V1A8505
Run #2							

Run #1	Purge Volume
Run #1	5.0 ml
Run #2	

VOA Full List + Oxygenates

CAS No.	Compound	Result	RL	MDL	Units	Q
67-64-1	Acetone	ND	10	6.0	ug/l	
71-43-2	Benzene	ND	0.50	0.43	ug/l	
108-86-1	Bromobenzene	ND	1.0	0.55	ug/l	
74-97-5	Bromochloromethane	ND	1.0	0.48	ug/l	
75-27-4	Bromodichloromethane	ND	1.0	0.58	ug/l	
75-25-2	Bromoform	ND	1.0	0.63	ug/l	
74-83-9	Bromomethane ^a	ND	2.0	1.6	ug/l	
78-93-3	2-Butanone (MEK)	ND	10	6.9	ug/l	
104-51-8	n-Butylbenzene	ND	2.0	0.52	ug/l	
135-98-8	sec-Butylbenzene	ND	2.0	0.62	ug/l	
98-06-6	tert-Butylbenzene	ND	2.0	0.69	ug/l	
56-23-5	Carbon tetrachloride	ND	1.0	0.55	ug/l	
108-90-7	Chlorobenzene	ND	1.0	0.56	ug/l	
75-00-3	Chloroethane	ND	1.0	0.73	ug/l	
67-66-3	Chloroform	ND	1.0	0.50	ug/l	
74-87-3	Chloromethane	ND	1.0	0.76	ug/l	
95-49-8	o-Chlorotoluene	ND	2.0	0.63	ug/l	
106-43-4	p-Chlorotoluene	ND	2.0	0.60	ug/l	
108-20-3	Di-Isopropyl ether	ND	2.0	0.68	ug/l	
96-12-8	1,2-Dibromo-3-chloropropane	ND	2.0	1.2	ug/l	
124-48-1	Dibromochloromethane	ND	1.0	0.56	ug/l	
106-93-4	1,2-Dibromoethane	ND	1.0	0.48	ug/l	
95-50-1	1,2-Dichlorobenzene	ND	1.0	0.53	ug/l	
541-73-1	1,3-Dichlorobenzene	ND	1.0	0.54	ug/l	
106-46-7	1,4-Dichlorobenzene	ND	1.0	0.51	ug/l	
75-71-8	Dichlorodifluoromethane	ND	2.0	1.4	ug/l	
75-34-3	1,1-Dichloroethane	ND	1.0	0.57	ug/l	
107-06-2	1,2-Dichloroethane	ND	1.0	0.60	ug/l	
75-35-4	1,1-Dichloroethene ^b	ND	1.0	0.59	ug/l	
156-59-2	cis-1,2-Dichloroethene	ND	1.0	0.51	ug/l	
156-60-5	trans-1,2-Dichloroethene	ND	1.0	0.54	ug/l	
78-87-5	1,2-Dichloropropane	ND	1.0	0.51	ug/l	

ND = Not detected MDL = Method Detection Limit

RL = Reporting Limit

E = Indicates value exceeds calibration range

J = Indicates an estimated value

B = Indicates analyte found in associated method blank

N = Indicates presumptive evidence of a compound

Report of Analysis

Client Sample ID:	MW-17D	Date Sampled:	12/23/19
Lab Sample ID:	JD900-8	Date Received:	12/24/19
Matrix:	AQ - Ground Water	Percent Solids:	n/a
Method:	SW846 8260C		
Project:	GESMD: PC # 007805 Bel Air Xtra Fuels, 2476 Churchville Road, Bel Air, MD		

VOA Full List + Oxygenates

CAS No.	Compound	Result	RL	MDL	Units	Q
142-28-9	1,3-Dichloropropane	ND	1.0	0.43	ug/l	
594-20-7	2,2-Dichloropropane	ND	1.0	0.52	ug/l	
563-58-6	1,1-Dichloropropene	ND	1.0	0.82	ug/l	
10061-01-5	cis-1,3-Dichloropropene	ND	1.0	0.47	ug/l	
10061-02-6	trans-1,3-Dichloropropene	ND	1.0	0.43	ug/l	
100-41-4	Ethylbenzene	ND	1.0	0.60	ug/l	
87-68-3	Hexachlorobutadiene ^c	ND	2.0	0.56	ug/l	
98-82-8	Isopropylbenzene	ND	1.0	0.65	ug/l	
99-87-6	p-Isopropyltoluene	ND	2.0	0.66	ug/l	
1634-04-4	Methyl Tert Butyl Ether	ND	1.0	0.51	ug/l	
108-10-1	4-Methyl-2-pentanone(MIBK)	ND	5.0	1.9	ug/l	
74-95-3	Methylene bromide	ND	1.0	0.48	ug/l	
75-09-2	Methylene chloride	ND	2.0	1.0	ug/l	
91-20-3	Naphthalene	ND	5.0	2.5	ug/l	
103-65-1	n-Propylbenzene	ND	2.0	0.60	ug/l	
100-42-5	Styrene	ND	1.0	0.70	ug/l	
75-65-0	Tert Butyl Alcohol	ND	10	5.8	ug/l	
994-05-8	tert-Amyl Methyl Ether	ND	2.0	0.47	ug/l	
637-92-3	tert-Butyl Ethyl Ether	ND	2.0	0.56	ug/l	
630-20-6	1,1,1,2-Tetrachloroethane	ND	1.0	0.60	ug/l	
79-34-5	1,1,2,2-Tetrachloroethane	ND	1.0	0.65	ug/l	
127-18-4	Tetrachloroethene	ND	1.0	0.90	ug/l	
108-88-3	Toluene	ND	1.0	0.53	ug/l	
87-61-6	1,2,3-Trichlorobenzene	ND	1.0	0.50	ug/l	
120-82-1	1,2,4-Trichlorobenzene	ND	1.0	0.50	ug/l	
71-55-6	1,1,1-Trichloroethane	ND	1.0	0.54	ug/l	
79-00-5	1,1,2-Trichloroethane	ND	1.0	0.53	ug/l	
79-01-6	Trichloroethene	ND	1.0	0.53	ug/l	
75-69-4	Trichlorofluoromethane	ND	2.0	0.84	ug/l	
96-18-4	1,2,3-Trichloropropane	ND	2.0	0.70	ug/l	
95-63-6	1,2,4-Trimethylbenzene	ND	2.0	1.0	ug/l	
108-67-8	1,3,5-Trimethylbenzene	ND	2.0	1.0	ug/l	
75-01-4	Vinyl chloride	ND	1.0	0.79	ug/l	
	m,p-Xylene	ND	1.0	0.78	ug/l	
95-47-6	o-Xylene	ND	1.0	0.59	ug/l	
1330-20-7	Xylene (total)	ND	1.0	0.59	ug/l	

CAS No.	Surrogate Recoveries	Run# 1	Run# 2	Limits
1868-53-7	Dibromofluoromethane	104%		80-120%

ND = Not detected MDL = Method Detection Limit

RL = Reporting Limit

E = Indicates value exceeds calibration range

J = Indicates an estimated value

B = Indicates analyte found in associated method blank

N = Indicates presumptive evidence of a compound

Report of Analysis

Client Sample ID: MW-17D		Date Sampled: 12/23/19
Lab Sample ID: JD900-8		Date Received: 12/24/19
Matrix: AQ - Ground Water		Percent Solids: n/a
Method: SW846 8260C		
Project: GESMD: PC # 007805 Bel Air Xtra Fuels, 2476 Churchville Road, Bel Air, MD		

VOA Full List + Oxygenates

CAS No.	Surrogate Recoveries	Run# 1	Run# 2	Limits
17060-07-0	1,2-Dichloroethane-D4	102%		81-124%
2037-26-5	Toluene-D8	101%		80-120%
460-00-4	4-Bromofluorobenzene	100%		80-120%

- (a) Associated CCV outside of control limits high, sample was ND. This compound in BS is outside in house QC limits bias high.
- (b) Associated CCV outside of control limits low.
- (c) This compound in BS is outside in house QC limits bias high.

ND = Not detected MDL = Method Detection Limit
 RL = Reporting Limit

J = Indicates an estimated value
 B = Indicates analyte found in associated method blank
 N = Indicates presumptive evidence of a compound

Report of Analysis

Client Sample ID: MW-17D		Date Sampled: 12/23/19
Lab Sample ID: JD900-8		Date Received: 12/24/19
Matrix: AQ - Ground Water		Percent Solids: n/a
Method: SW846 8015D		
Project: GESMD: PC # 007805 Bel Air Xtra Fuels, 2476 Churchville Road, Bel Air, MD		

	File ID	DF	Analyzed	By	Prep Date	Prep Batch	Analytical Batch
Run #1	LM102590.D	1	12/30/19 11:59	XPL	n/a	n/a	GLM4270
Run #2							

	Purge Volume
Run #1	5.0 ml
Run #2	

CAS No.	Compound	Result	RL	MDL	Units	Q
	TPH-GRO (C6-C10)	ND	0.20	0.10	mg/l	
CAS No.	Surrogate Recoveries	Run# 1	Run# 2	Limits		
98-08-8	aaa-Trifluorotoluene	94%		55-130%		

ND = Not detected MDL = Method Detection Limit
 RL = Reporting Limit
 E = Indicates value exceeds calibration range

J = Indicates an estimated value
 B = Indicates analyte found in associated method blank
 N = Indicates presumptive evidence of a compound



Report of Analysis



Client Sample ID: MW-17D		Date Sampled: 12/23/19
Lab Sample ID: JD900-8		Date Received: 12/24/19
Matrix: AQ - Ground Water		Percent Solids: n/a
Method: SW846 8015D SW846 3510C		
Project: GESMD: PC # 007805 Bel Air Xtra Fuels, 2476 Churchville Road, Bel Air, MD		

	File ID	DF	Analyzed	By	Prep Date	Prep Batch	Analytical Batch
Run #1	2Y100573.D	1	12/30/19 19:42	CP	12/30/19 07:00	OP24924	G2Y3838
Run #2							

	Initial Volume	Final Volume
Run #1	300 ml	1.0 ml
Run #2		

CAS No.	Compound	Result	RL	MDL	Units	Q
	TPH-DRO (C10-C28)	0.244	0.083	0.053	mg/l	
CAS No.	Surrogate Recoveries	Run# 1	Run# 2	Limits		
84-15-1	o-Terphenyl	86%		22-140%		
438-22-2	5a-Androstane	50%		10-135%		

ND = Not detected MDL = Method Detection Limit J = Indicates an estimated value
 RL = Reporting Limit B = Indicates analyte found in associated method blank
 E = Indicates value exceeds calibration range N = Indicates presumptive evidence of a compound

Report of Analysis

Client Sample ID: RW-18		Date Sampled: 12/23/19
Lab Sample ID: JD900-9		Date Received: 12/24/19
Matrix: AQ - Ground Water		Percent Solids: n/a
Method: SW846 8260C		
Project: GESMD: PC # 007805 Bel Air Xtra Fuels, 2476 Churchville Road, Bel Air, MD		

Run #1	File ID	DF	Analyzed	By	Prep Date	Prep Batch	Analytical Batch
Run #1	1A197428.D	1	12/31/19 19:26	CSF	n/a	n/a	V1A8505
Run #2							

Run #1	Purge Volume
Run #1	5.0 ml
Run #2	

VOA Full List + Oxygenates

CAS No.	Compound	Result	RL	MDL	Units	Q
67-64-1	Acetone	ND	10	6.0	ug/l	
71-43-2	Benzene	ND	0.50	0.43	ug/l	
108-86-1	Bromobenzene	ND	1.0	0.55	ug/l	
74-97-5	Bromochloromethane	ND	1.0	0.48	ug/l	
75-27-4	Bromodichloromethane	ND	1.0	0.58	ug/l	
75-25-2	Bromoform	ND	1.0	0.63	ug/l	
74-83-9	Bromomethane ^a	ND	2.0	1.6	ug/l	
78-93-3	2-Butanone (MEK)	ND	10	6.9	ug/l	
104-51-8	n-Butylbenzene	ND	2.0	0.52	ug/l	
135-98-8	sec-Butylbenzene	ND	2.0	0.62	ug/l	
98-06-6	tert-Butylbenzene	ND	2.0	0.69	ug/l	
56-23-5	Carbon tetrachloride	ND	1.0	0.55	ug/l	
108-90-7	Chlorobenzene	ND	1.0	0.56	ug/l	
75-00-3	Chloroethane	ND	1.0	0.73	ug/l	
67-66-3	Chloroform	ND	1.0	0.50	ug/l	
74-87-3	Chloromethane	ND	1.0	0.76	ug/l	
95-49-8	o-Chlorotoluene	ND	2.0	0.63	ug/l	
106-43-4	p-Chlorotoluene	ND	2.0	0.60	ug/l	
108-20-3	Di-Isopropyl ether	ND	2.0	0.68	ug/l	
96-12-8	1,2-Dibromo-3-chloropropane	ND	2.0	1.2	ug/l	
124-48-1	Dibromochloromethane	ND	1.0	0.56	ug/l	
106-93-4	1,2-Dibromoethane	ND	1.0	0.48	ug/l	
95-50-1	1,2-Dichlorobenzene	ND	1.0	0.53	ug/l	
541-73-1	1,3-Dichlorobenzene	ND	1.0	0.54	ug/l	
106-46-7	1,4-Dichlorobenzene	ND	1.0	0.51	ug/l	
75-71-8	Dichlorodifluoromethane	ND	2.0	1.4	ug/l	
75-34-3	1,1-Dichloroethane	ND	1.0	0.57	ug/l	
107-06-2	1,2-Dichloroethane	ND	1.0	0.60	ug/l	
75-35-4	1,1-Dichloroethene ^b	ND	1.0	0.59	ug/l	
156-59-2	cis-1,2-Dichloroethene	ND	1.0	0.51	ug/l	
156-60-5	trans-1,2-Dichloroethene	ND	1.0	0.54	ug/l	
78-87-5	1,2-Dichloropropane	ND	1.0	0.51	ug/l	

ND = Not detected MDL = Method Detection Limit

RL = Reporting Limit

E = Indicates value exceeds calibration range

J = Indicates an estimated value

B = Indicates analyte found in associated method blank

N = Indicates presumptive evidence of a compound

Report of Analysis

Client Sample ID:	RW-18	Date Sampled:	12/23/19
Lab Sample ID:	JD900-9	Date Received:	12/24/19
Matrix:	AQ - Ground Water	Percent Solids:	n/a
Method:	SW846 8260C		
Project:	GESMD: PC # 007805 Bel Air Xtra Fuels, 2476 Churchville Road, Bel Air, MD		

VOA Full List + Oxygenates

CAS No.	Compound	Result	RL	MDL	Units	Q
142-28-9	1,3-Dichloropropane	ND	1.0	0.43	ug/l	
594-20-7	2,2-Dichloropropane	ND	1.0	0.52	ug/l	
563-58-6	1,1-Dichloropropene	ND	1.0	0.82	ug/l	
10061-01-5	cis-1,3-Dichloropropene	ND	1.0	0.47	ug/l	
10061-02-6	trans-1,3-Dichloropropene	ND	1.0	0.43	ug/l	
100-41-4	Ethylbenzene	ND	1.0	0.60	ug/l	
87-68-3	Hexachlorobutadiene ^c	ND	2.0	0.56	ug/l	
98-82-8	Isopropylbenzene	ND	1.0	0.65	ug/l	
99-87-6	p-Isopropyltoluene	ND	2.0	0.66	ug/l	
1634-04-4	Methyl Tert Butyl Ether	ND	1.0	0.51	ug/l	
108-10-1	4-Methyl-2-pentanone(MIBK)	ND	5.0	1.9	ug/l	
74-95-3	Methylene bromide	ND	1.0	0.48	ug/l	
75-09-2	Methylene chloride	ND	2.0	1.0	ug/l	
91-20-3	Naphthalene	ND	5.0	2.5	ug/l	
103-65-1	n-Propylbenzene	ND	2.0	0.60	ug/l	
100-42-5	Styrene	ND	1.0	0.70	ug/l	
75-65-0	Tert Butyl Alcohol	ND	10	5.8	ug/l	
994-05-8	tert-Amyl Methyl Ether	ND	2.0	0.47	ug/l	
637-92-3	tert-Butyl Ethyl Ether	ND	2.0	0.56	ug/l	
630-20-6	1,1,1,2-Tetrachloroethane	ND	1.0	0.60	ug/l	
79-34-5	1,1,2,2-Tetrachloroethane	ND	1.0	0.65	ug/l	
127-18-4	Tetrachloroethene	ND	1.0	0.90	ug/l	
108-88-3	Toluene	ND	1.0	0.53	ug/l	
87-61-6	1,2,3-Trichlorobenzene	ND	1.0	0.50	ug/l	
120-82-1	1,2,4-Trichlorobenzene	ND	1.0	0.50	ug/l	
71-55-6	1,1,1-Trichloroethane	ND	1.0	0.54	ug/l	
79-00-5	1,1,2-Trichloroethane	ND	1.0	0.53	ug/l	
79-01-6	Trichloroethene	ND	1.0	0.53	ug/l	
75-69-4	Trichlorofluoromethane	ND	2.0	0.84	ug/l	
96-18-4	1,2,3-Trichloropropane	ND	2.0	0.70	ug/l	
95-63-6	1,2,4-Trimethylbenzene	ND	2.0	1.0	ug/l	
108-67-8	1,3,5-Trimethylbenzene	ND	2.0	1.0	ug/l	
75-01-4	Vinyl chloride	ND	1.0	0.79	ug/l	
	m,p-Xylene	ND	1.0	0.78	ug/l	
95-47-6	o-Xylene	ND	1.0	0.59	ug/l	
1330-20-7	Xylene (total)	ND	1.0	0.59	ug/l	

CAS No.	Surrogate Recoveries	Run# 1	Run# 2	Limits
1868-53-7	Dibromofluoromethane	106%		80-120%

ND = Not detected MDL = Method Detection Limit

RL = Reporting Limit

E = Indicates value exceeds calibration range

J = Indicates an estimated value

B = Indicates analyte found in associated method blank

N = Indicates presumptive evidence of a compound

Report of Analysis

Client Sample ID: RW-18		Date Sampled: 12/23/19
Lab Sample ID: JD900-9		Date Received: 12/24/19
Matrix: AQ - Ground Water		Percent Solids: n/a
Method: SW846 8260C		
Project: GESMD: PC # 007805 Bel Air Xtra Fuels, 2476 Churchville Road, Bel Air, MD		

VOA Full List + Oxygenates

CAS No.	Surrogate Recoveries	Run# 1	Run# 2	Limits
17060-07-0	1,2-Dichloroethane-D4	104%		81-124%
2037-26-5	Toluene-D8	100%		80-120%
460-00-4	4-Bromofluorobenzene	101%		80-120%

- (a) Associated CCV outside of control limits high, sample was ND. This compound in BS is outside in house QC limits bias high.
- (b) Associated CCV outside of control limits low.
- (c) This compound in BS is outside in house QC limits bias high.

ND = Not detected MDL = Method Detection Limit J = Indicates an estimated value
 RL = Reporting Limit B = Indicates analyte found in associated method blank
 E = Indicates value exceeds calibration range N = Indicates presumptive evidence of a compound

Report of Analysis

3.9
3

Client Sample ID: RW-18		Date Sampled: 12/23/19
Lab Sample ID: JD900-9		Date Received: 12/24/19
Matrix: AQ - Ground Water		Percent Solids: n/a
Method: SW846 8015D		
Project: GESMD: PC # 007805 Bel Air Xtra Fuels, 2476 Churchville Road, Bel Air, MD		

	File ID	DF	Analyzed	By	Prep Date	Prep Batch	Analytical Batch
Run #1	LM102602.D	1	12/30/19 17:01	XPL	n/a	n/a	GLM4270
Run #2							

	Purge Volume
Run #1	5.0 ml
Run #2	

CAS No.	Compound	Result	RL	MDL	Units	Q
	TPH-GRO (C6-C10)	ND	0.20	0.10	mg/l	
CAS No.	Surrogate Recoveries	Run# 1	Run# 2	Limits		
98-08-8	aaa-Trifluorotoluene	92%		55-130%		

ND = Not detected MDL = Method Detection Limit J = Indicates an estimated value
 RL = Reporting Limit B = Indicates analyte found in associated method blank
 E = Indicates value exceeds calibration range N = Indicates presumptive evidence of a compound

Report of Analysis

3.9
3

Client Sample ID: RW-18		Date Sampled: 12/23/19
Lab Sample ID: JD900-9		Date Received: 12/24/19
Matrix: AQ - Ground Water		Percent Solids: n/a
Method: SW846 8015D SW846 3510C		
Project: GESMD: PC # 007805 Bel Air Xtra Fuels, 2476 Churchville Road, Bel Air, MD		

	File ID	DF	Analyzed	By	Prep Date	Prep Batch	Analytical Batch
Run #1	2Y100574.D	1	12/30/19 20:15	CP	12/30/19 07:00	OP24924	G2Y3838
Run #2							

	Initial Volume	Final Volume
Run #1	300 ml	1.0 ml
Run #2		

CAS No.	Compound	Result	RL	MDL	Units	Q
	TPH-DRO (C10-C28)	0.180	0.083	0.053	mg/l	
CAS No.	Surrogate Recoveries	Run# 1	Run# 2	Limits		
84-15-1	o-Terphenyl	72%		22-140%		
438-22-2	5a-Androstane	34%		10-135%		

ND = Not detected MDL = Method Detection Limit J = Indicates an estimated value
 RL = Reporting Limit B = Indicates analyte found in associated method blank
 E = Indicates value exceeds calibration range N = Indicates presumptive evidence of a compound

Report of Analysis

Client Sample ID: RW-19		Date Sampled: 12/23/19
Lab Sample ID: JD900-10		Date Received: 12/24/19
Matrix: AQ - Ground Water		Percent Solids: n/a
Method: SW846 8260C		
Project: GESMD: PC # 007805 Bel Air Xtra Fuels, 2476 Churchville Road, Bel Air, MD		

Run #	File ID	DF	Analyzed	By	Prep Date	Prep Batch	Analytical Batch
Run #1	1A197429.D	1	12/31/19 19:51	CSF	n/a	n/a	V1A8505
Run #2							

Run #	Purge Volume
Run #1	5.0 ml
Run #2	

VOA Full List + Oxygenates

CAS No.	Compound	Result	RL	MDL	Units	Q
67-64-1	Acetone	ND	10	6.0	ug/l	
71-43-2	Benzene	ND	0.50	0.43	ug/l	
108-86-1	Bromobenzene	ND	1.0	0.55	ug/l	
74-97-5	Bromochloromethane	ND	1.0	0.48	ug/l	
75-27-4	Bromodichloromethane	ND	1.0	0.58	ug/l	
75-25-2	Bromoform	ND	1.0	0.63	ug/l	
74-83-9	Bromomethane ^a	ND	2.0	1.6	ug/l	
78-93-3	2-Butanone (MEK)	ND	10	6.9	ug/l	
104-51-8	n-Butylbenzene	ND	2.0	0.52	ug/l	
135-98-8	sec-Butylbenzene	ND	2.0	0.62	ug/l	
98-06-6	tert-Butylbenzene	ND	2.0	0.69	ug/l	
56-23-5	Carbon tetrachloride	ND	1.0	0.55	ug/l	
108-90-7	Chlorobenzene	ND	1.0	0.56	ug/l	
75-00-3	Chloroethane	ND	1.0	0.73	ug/l	
67-66-3	Chloroform	ND	1.0	0.50	ug/l	
74-87-3	Chloromethane	ND	1.0	0.76	ug/l	
95-49-8	o-Chlorotoluene	ND	2.0	0.63	ug/l	
106-43-4	p-Chlorotoluene	ND	2.0	0.60	ug/l	
108-20-3	Di-Isopropyl ether	ND	2.0	0.68	ug/l	
96-12-8	1,2-Dibromo-3-chloropropane	ND	2.0	1.2	ug/l	
124-48-1	Dibromochloromethane	ND	1.0	0.56	ug/l	
106-93-4	1,2-Dibromoethane	ND	1.0	0.48	ug/l	
95-50-1	1,2-Dichlorobenzene	ND	1.0	0.53	ug/l	
541-73-1	1,3-Dichlorobenzene	ND	1.0	0.54	ug/l	
106-46-7	1,4-Dichlorobenzene	ND	1.0	0.51	ug/l	
75-71-8	Dichlorodifluoromethane	ND	2.0	1.4	ug/l	
75-34-3	1,1-Dichloroethane	ND	1.0	0.57	ug/l	
107-06-2	1,2-Dichloroethane	ND	1.0	0.60	ug/l	
75-35-4	1,1-Dichloroethene ^b	ND	1.0	0.59	ug/l	
156-59-2	cis-1,2-Dichloroethene	ND	1.0	0.51	ug/l	
156-60-5	trans-1,2-Dichloroethene	ND	1.0	0.54	ug/l	
78-87-5	1,2-Dichloropropane	ND	1.0	0.51	ug/l	

ND = Not detected MDL = Method Detection Limit

RL = Reporting Limit

E = Indicates value exceeds calibration range

J = Indicates an estimated value

B = Indicates analyte found in associated method blank

N = Indicates presumptive evidence of a compound

Report of Analysis

Client Sample ID:	RW-19	Date Sampled:	12/23/19
Lab Sample ID:	JD900-10	Date Received:	12/24/19
Matrix:	AQ - Ground Water	Percent Solids:	n/a
Method:	SW846 8260C		
Project:	GESMD: PC # 007805 Bel Air Xtra Fuels, 2476 Churchville Road, Bel Air, MD		

VOA Full List + Oxygenates

CAS No.	Compound	Result	RL	MDL	Units	Q
142-28-9	1,3-Dichloropropane	ND	1.0	0.43	ug/l	
594-20-7	2,2-Dichloropropane	ND	1.0	0.52	ug/l	
563-58-6	1,1-Dichloropropene	ND	1.0	0.82	ug/l	
10061-01-5	cis-1,3-Dichloropropene	ND	1.0	0.47	ug/l	
10061-02-6	trans-1,3-Dichloropropene	ND	1.0	0.43	ug/l	
100-41-4	Ethylbenzene	ND	1.0	0.60	ug/l	
87-68-3	Hexachlorobutadiene ^c	ND	2.0	0.56	ug/l	
98-82-8	Isopropylbenzene	ND	1.0	0.65	ug/l	
99-87-6	p-Isopropyltoluene	ND	2.0	0.66	ug/l	
1634-04-4	Methyl Tert Butyl Ether	ND	1.0	0.51	ug/l	
108-10-1	4-Methyl-2-pentanone(MIBK)	ND	5.0	1.9	ug/l	
74-95-3	Methylene bromide	ND	1.0	0.48	ug/l	
75-09-2	Methylene chloride	ND	2.0	1.0	ug/l	
91-20-3	Naphthalene	ND	5.0	2.5	ug/l	
103-65-1	n-Propylbenzene	ND	2.0	0.60	ug/l	
100-42-5	Styrene	ND	1.0	0.70	ug/l	
75-65-0	Tert Butyl Alcohol	ND	10	5.8	ug/l	
994-05-8	tert-Amyl Methyl Ether	ND	2.0	0.47	ug/l	
637-92-3	tert-Butyl Ethyl Ether	ND	2.0	0.56	ug/l	
630-20-6	1,1,1,2-Tetrachloroethane	ND	1.0	0.60	ug/l	
79-34-5	1,1,2,2-Tetrachloroethane	ND	1.0	0.65	ug/l	
127-18-4	Tetrachloroethene	ND	1.0	0.90	ug/l	
108-88-3	Toluene	ND	1.0	0.53	ug/l	
87-61-6	1,2,3-Trichlorobenzene	ND	1.0	0.50	ug/l	
120-82-1	1,2,4-Trichlorobenzene	ND	1.0	0.50	ug/l	
71-55-6	1,1,1-Trichloroethane	ND	1.0	0.54	ug/l	
79-00-5	1,1,2-Trichloroethane	ND	1.0	0.53	ug/l	
79-01-6	Trichloroethene	ND	1.0	0.53	ug/l	
75-69-4	Trichlorofluoromethane	ND	2.0	0.84	ug/l	
96-18-4	1,2,3-Trichloropropane	ND	2.0	0.70	ug/l	
95-63-6	1,2,4-Trimethylbenzene	ND	2.0	1.0	ug/l	
108-67-8	1,3,5-Trimethylbenzene	ND	2.0	1.0	ug/l	
75-01-4	Vinyl chloride	ND	1.0	0.79	ug/l	
	m,p-Xylene	ND	1.0	0.78	ug/l	
95-47-6	o-Xylene	ND	1.0	0.59	ug/l	
1330-20-7	Xylene (total)	ND	1.0	0.59	ug/l	

CAS No.	Surrogate Recoveries	Run# 1	Run# 2	Limits
1868-53-7	Dibromofluoromethane	104%		80-120%

ND = Not detected MDL = Method Detection Limit

RL = Reporting Limit

E = Indicates value exceeds calibration range

J = Indicates an estimated value

B = Indicates analyte found in associated method blank

N = Indicates presumptive evidence of a compound

Report of Analysis

Client Sample ID: RW-19		Date Sampled: 12/23/19
Lab Sample ID: JD900-10		Date Received: 12/24/19
Matrix: AQ - Ground Water		Percent Solids: n/a
Method: SW846 8260C		
Project: GESMD: PC # 007805 Bel Air Xtra Fuels, 2476 Churchville Road, Bel Air, MD		

VOA Full List + Oxygenates

CAS No.	Surrogate Recoveries	Run# 1	Run# 2	Limits
17060-07-0	1,2-Dichloroethane-D4	101%		81-124%
2037-26-5	Toluene-D8	100%		80-120%
460-00-4	4-Bromofluorobenzene	100%		80-120%

- (a) Associated CCV outside of control limits high, sample was ND. This compound in BS is outside in house QC limits bias high.
- (b) Associated CCV outside of control limits low.
- (c) This compound in BS is outside in house QC limits bias high.

ND = Not detected MDL = Method Detection Limit J = Indicates an estimated value
 RL = Reporting Limit B = Indicates analyte found in associated method blank
 E = Indicates value exceeds calibration range N = Indicates presumptive evidence of a compound

Report of Analysis

Client Sample ID: RW-19	Date Sampled: 12/23/19
Lab Sample ID: JD900-10	Date Received: 12/24/19
Matrix: AQ - Ground Water	Percent Solids: n/a
Method: SW846 8015D	
Project: GESMD: PC # 007805 Bel Air Xtra Fuels, 2476 Churchville Road, Bel Air, MD	

	File ID	DF	Analyzed	By	Prep Date	Prep Batch	Analytical Batch
Run #1	LM102603.D	1	12/30/19 17:23	XPL	n/a	n/a	GLM4270
Run #2							

	Purge Volume
Run #1	5.0 ml
Run #2	

CAS No.	Compound	Result	RL	MDL	Units	Q
	TPH-GRO (C6-C10)	ND	0.20	0.10	mg/l	
CAS No.	Surrogate Recoveries	Run# 1	Run# 2	Limits		
98-08-8	aaa-Trifluorotoluene	91%		55-130%		

ND = Not detected MDL = Method Detection Limit
 RL = Reporting Limit
 E = Indicates value exceeds calibration range

J = Indicates an estimated value
 B = Indicates analyte found in associated method blank
 N = Indicates presumptive evidence of a compound

Report of Analysis

Client Sample ID: RW-19		Date Sampled: 12/23/19
Lab Sample ID: JD900-10		Date Received: 12/24/19
Matrix: AQ - Ground Water		Percent Solids: n/a
Method: SW846 8015D SW846 3510C		
Project: GESMD: PC # 007805 Bel Air Xtra Fuels, 2476 Churchville Road, Bel Air, MD		

	File ID	DF	Analyzed	By	Prep Date	Prep Batch	Analytical Batch
Run #1	2Y100575.D	1	12/30/19 20:49	CP	12/30/19 07:00	OP24924	G2Y3838
Run #2							

	Initial Volume	Final Volume
Run #1	300 ml	1.0 ml
Run #2		

CAS No.	Compound	Result	RL	MDL	Units	Q
	TPH-DRO (C10-C28)	0.235	0.083	0.053	mg/l	
CAS No.	Surrogate Recoveries	Run# 1	Run# 2	Limits		
84-15-1	o-Terphenyl	85%		22-140%		
438-22-2	5a-Androstane	43%		10-135%		

ND = Not detected MDL = Method Detection Limit J = Indicates an estimated value
 RL = Reporting Limit B = Indicates analyte found in associated method blank
 E = Indicates value exceeds calibration range N = Indicates presumptive evidence of a compound

Misc. Forms

Custody Documents and Other Forms

Includes the following where applicable:

- Chain of Custody



ACCUTEST

CHAIN OF CUSTODY

SGS Accutest - Dayton
2235 Route 130, Dayton, NJ 08810
TEL. 732-329-0200 FAX: 732-329-3499/3480
www.accutest.com

FED-EX Tracking #
Bottle Order Control #
SGS Accutest Quote #
SGS Accutest Job # JD900

Company Name: Drake Petroleum Company, Inc.
Project Name: Drake Bel Air Xtramart #7805
Street Address: 15 NE Industrial Road
City: Branford, CT 06405
Project Contact: Andrea Taylorson-Collins
Collection Table with columns for Field ID, Date, Time, Matrix, # of bottles, and various analytes (HCl, HCHO, HNO3, etc.).

Turnaround Time (Business days)
Data Deliverable Information
Comments / Special Instructions
Emergency & Rush T/A data available VIA Lablink

Sample Custody must be documented below each time samples change possession, including courier delivery.
Received By: Denise Woodring
Relinquished By: [Signature]
Date Time: 12-23-19

JD900: Chain of Custody



SGS Sample Receipt Summary

Job Number: JD900

Client: GROUNDWATER & ENVIRONMENTAL S

Project: DRAKE BEL AIR

Date / Time Received: 12/24/2019 3:20:00 PM

Delivery Method:

Airbill #'s:

Cooler Temps (Raw Measured) °C: Cooler 1: (2.8); Cooler 2: (3.4);

Cooler Temps (Corrected) °C: Cooler 1: (2.6); Cooler 2: (3.2);

<u>Cooler Security</u>	<u>Y</u>	<u>or</u>	<u>N</u>	<u>Y</u>	<u>or</u>	<u>N</u>
1. Custody Seals Present:	<input checked="" type="checkbox"/>		<input type="checkbox"/>	3. COC Present:	<input checked="" type="checkbox"/>	<input type="checkbox"/>
2. Custody Seals Intact:	<input checked="" type="checkbox"/>		<input type="checkbox"/>	4. Smpl Dates/Time OK	<input checked="" type="checkbox"/>	<input type="checkbox"/>

<u>Cooler Temperature</u>	<u>Y</u>	<u>or</u>	<u>N</u>
1. Temp criteria achieved:	<input checked="" type="checkbox"/>		<input type="checkbox"/>
2. Cooler temp verification:	IR Gun		
3. Cooler media:	Ice (Bag)		
4. No. Coolers:	2		

<u>Quality Control Preservation</u>	<u>Y</u>	<u>or</u>	<u>N</u>	<u>N/A</u>
1. Trip Blank present / cooler:	<input type="checkbox"/>		<input checked="" type="checkbox"/>	<input type="checkbox"/>
2. Trip Blank listed on COC:	<input type="checkbox"/>		<input checked="" type="checkbox"/>	<input type="checkbox"/>
3. Samples preserved properly:	<input checked="" type="checkbox"/>		<input type="checkbox"/>	
4. VOCs headspace free:	<input checked="" type="checkbox"/>		<input type="checkbox"/>	<input type="checkbox"/>

<u>Sample Integrity - Documentation</u>	<u>Y</u>	<u>or</u>	<u>N</u>
1. Sample labels present on bottles:	<input checked="" type="checkbox"/>		<input type="checkbox"/>
2. Container labeling complete:	<input checked="" type="checkbox"/>		<input type="checkbox"/>
3. Sample container label / COC agree:	<input checked="" type="checkbox"/>		<input type="checkbox"/>

<u>Sample Integrity - Condition</u>	<u>Y</u>	<u>or</u>	<u>N</u>
1. Sample recvd within HT:	<input checked="" type="checkbox"/>		<input type="checkbox"/>
2. All containers accounted for:	<input checked="" type="checkbox"/>		<input type="checkbox"/>
3. Condition of sample:	Intact		

<u>Sample Integrity - Instructions</u>	<u>Y</u>	<u>or</u>	<u>N</u>	<u>N/A</u>
1. Analysis requested is clear:	<input checked="" type="checkbox"/>		<input type="checkbox"/>	
2. Bottles received for unspecified tests	<input type="checkbox"/>		<input checked="" type="checkbox"/>	
3. Sufficient volume recvd for analysis:	<input checked="" type="checkbox"/>		<input type="checkbox"/>	
4. Compositing instructions clear:	<input type="checkbox"/>		<input type="checkbox"/>	<input checked="" type="checkbox"/>
5. Filtering instructions clear:	<input type="checkbox"/>		<input type="checkbox"/>	<input checked="" type="checkbox"/>

Test Strip Lot #s:	pH 1-12: 229517	pH 12+: 208717	Other: (Specify)
--------------------	-----------------	----------------	------------------

Comments

SM089-03
Rev. Date 12/7/17

JD900: Chain of Custody

Page 2 of 3

4.1
4

Job Change Order: JD900

Requested Date: 1/2/2020 **Received Date:** 12/24/2019
Account Name: Drake Petroleum Company, Inc. **Due Date:** 1/2/2020
Project Description: GESMD: PC # 007805 Bel Air Xtra Fuels, 2476 Chu **Deliverable:** COMMB
C/O Initiated By: VLP **PM:** VP **TAT (Days):** 7

=====
Sample #: JD900-1 **Change:**
Dept: Please cancel V8260MDVO due to accident in the lab
TAT: 7
MW-7R
=====

Above Changes Per: VP **Date/Time:** 1/2/2020 3:34:12 PM

To Client: This Change Order is confirmation of the revisions, previously discussed with the Client Service Representative.

MS Volatiles

QC Data Summaries

Includes the following where applicable:

- Method Blank Summaries
- Blank Spike Summaries
- Matrix Spike and Duplicate Summaries
- Instrument Performance Checks (BFB)
- Surrogate Recovery Summaries

Method Blank Summary

Job Number: JD900

Account: DRAKEPET Drake Petroleum Company, Inc.

Project: GESMD: PC # 007805 Bel Air Xtra Fuels, 2476 Churchville Road, Bel Air, MD

Sample	File ID	DF	Analyzed	By	Prep Date	Prep Batch	Analytical Batch
V1A8505-MB	1A197406.D	1	12/31/19	CSF	n/a	n/a	V1A8505

The QC reported here applies to the following samples:

Method: SW846 8260C

JD900-2, JD900-5, JD900-6, JD900-7, JD900-8, JD900-9, JD900-10

CAS No.	Compound	Result	RL	MDL	Units	Q
67-64-1	Acetone	ND	10	6.0	ug/l	
71-43-2	Benzene	ND	0.50	0.43	ug/l	
108-86-1	Bromobenzene	ND	1.0	0.55	ug/l	
74-97-5	Bromochloromethane	ND	1.0	0.48	ug/l	
75-27-4	Bromodichloromethane	ND	1.0	0.58	ug/l	
75-25-2	Bromoform	ND	1.0	0.63	ug/l	
74-83-9	Bromomethane	ND	2.0	1.6	ug/l	
78-93-3	2-Butanone (MEK)	ND	10	6.9	ug/l	
104-51-8	n-Butylbenzene	ND	2.0	0.52	ug/l	
135-98-8	sec-Butylbenzene	ND	2.0	0.62	ug/l	
98-06-6	tert-Butylbenzene	ND	2.0	0.69	ug/l	
56-23-5	Carbon tetrachloride	ND	1.0	0.55	ug/l	
108-90-7	Chlorobenzene	ND	1.0	0.56	ug/l	
75-00-3	Chloroethane	ND	1.0	0.73	ug/l	
67-66-3	Chloroform	ND	1.0	0.50	ug/l	
74-87-3	Chloromethane	ND	1.0	0.76	ug/l	
95-49-8	o-Chlorotoluene	ND	2.0	0.63	ug/l	
106-43-4	p-Chlorotoluene	ND	2.0	0.60	ug/l	
108-20-3	Di-Isopropyl ether	ND	2.0	0.68	ug/l	
96-12-8	1,2-Dibromo-3-chloropropane	ND	2.0	1.2	ug/l	
124-48-1	Dibromochloromethane	ND	1.0	0.56	ug/l	
106-93-4	1,2-Dibromoethane	ND	1.0	0.48	ug/l	
95-50-1	1,2-Dichlorobenzene	ND	1.0	0.53	ug/l	
541-73-1	1,3-Dichlorobenzene	ND	1.0	0.54	ug/l	
106-46-7	1,4-Dichlorobenzene	ND	1.0	0.51	ug/l	
75-71-8	Dichlorodifluoromethane	ND	2.0	1.4	ug/l	
75-34-3	1,1-Dichloroethane	ND	1.0	0.57	ug/l	
107-06-2	1,2-Dichloroethane	ND	1.0	0.60	ug/l	
75-35-4	1,1-Dichloroethene	ND	1.0	0.59	ug/l	
156-59-2	cis-1,2-Dichloroethene	ND	1.0	0.51	ug/l	
156-60-5	trans-1,2-Dichloroethene	ND	1.0	0.54	ug/l	
78-87-5	1,2-Dichloropropane	ND	1.0	0.51	ug/l	
142-28-9	1,3-Dichloropropane	ND	1.0	0.43	ug/l	
594-20-7	2,2-Dichloropropane	ND	1.0	0.52	ug/l	
563-58-6	1,1-Dichloropropene	ND	1.0	0.82	ug/l	
10061-01-5	cis-1,3-Dichloropropene	ND	1.0	0.47	ug/l	

Method Blank Summary

Job Number: JD900

Account: DRAKEPET Drake Petroleum Company, Inc.

Project: GESMD: PC # 007805 Bel Air Xtra Fuels, 2476 Churchville Road, Bel Air, MD

Sample	File ID	DF	Analyzed	By	Prep Date	Prep Batch	Analytical Batch
V1A8505-MB	1A197406.D	1	12/31/19	CSF	n/a	n/a	V1A8505

The QC reported here applies to the following samples:

Method: SW846 8260C

JD900-2, JD900-5, JD900-6, JD900-7, JD900-8, JD900-9, JD900-10

CAS No.	Compound	Result	RL	MDL	Units	Q
10061-02-6	trans-1,3-Dichloropropene	ND	1.0	0.43	ug/l	
100-41-4	Ethylbenzene	ND	1.0	0.60	ug/l	
87-68-3	Hexachlorobutadiene	ND	2.0	0.56	ug/l	
98-82-8	Isopropylbenzene	ND	1.0	0.65	ug/l	
99-87-6	p-Isopropyltoluene	ND	2.0	0.66	ug/l	
1634-04-4	Methyl Tert Butyl Ether	ND	1.0	0.51	ug/l	
108-10-1	4-Methyl-2-pentanone(MIBK)	ND	5.0	1.9	ug/l	
74-95-3	Methylene bromide	ND	1.0	0.48	ug/l	
75-09-2	Methylene chloride	ND	2.0	1.0	ug/l	
91-20-3	Naphthalene	ND	5.0	2.5	ug/l	
103-65-1	n-Propylbenzene	ND	2.0	0.60	ug/l	
100-42-5	Styrene	ND	1.0	0.70	ug/l	
75-65-0	Tert Butyl Alcohol	ND	10	5.8	ug/l	
994-05-8	tert-Amyl Methyl Ether	ND	2.0	0.47	ug/l	
637-92-3	tert-Butyl Ethyl Ether	ND	2.0	0.56	ug/l	
630-20-6	1,1,1,2-Tetrachloroethane	ND	1.0	0.60	ug/l	
79-34-5	1,1,2,2-Tetrachloroethane	ND	1.0	0.65	ug/l	
127-18-4	Tetrachloroethene	ND	1.0	0.90	ug/l	
108-88-3	Toluene	ND	1.0	0.53	ug/l	
87-61-6	1,2,3-Trichlorobenzene	ND	1.0	0.50	ug/l	
120-82-1	1,2,4-Trichlorobenzene	ND	1.0	0.50	ug/l	
71-55-6	1,1,1-Trichloroethane	ND	1.0	0.54	ug/l	
79-00-5	1,1,2-Trichloroethane	ND	1.0	0.53	ug/l	
79-01-6	Trichloroethene	ND	1.0	0.53	ug/l	
75-69-4	Trichlorofluoromethane	ND	2.0	0.84	ug/l	
96-18-4	1,2,3-Trichloropropane	ND	2.0	0.70	ug/l	
95-63-6	1,2,4-Trimethylbenzene	ND	2.0	1.0	ug/l	
108-67-8	1,3,5-Trimethylbenzene	ND	2.0	1.0	ug/l	
75-01-4	Vinyl chloride	ND	1.0	0.79	ug/l	
	m,p-Xylene	ND	1.0	0.78	ug/l	
95-47-6	o-Xylene	ND	1.0	0.59	ug/l	
1330-20-7	Xylene (total)	ND	1.0	0.59	ug/l	

Method Blank Summary

Job Number: JD900

Account: DRAKEPET Drake Petroleum Company, Inc.

Project: GESMD: PC # 007805 Bel Air Xtra Fuels, 2476 Churchville Road, Bel Air, MD

Sample	File ID	DF	Analyzed	By	Prep Date	Prep Batch	Analytical Batch
V1A8505-MB	1A197406.D	1	12/31/19	CSF	n/a	n/a	V1A8505

The QC reported here applies to the following samples:

Method: SW846 8260C

JD900-2, JD900-5, JD900-6, JD900-7, JD900-8, JD900-9, JD900-10

CAS No.	Surrogate Recoveries	Limits
1868-53-7	Dibromofluoromethane	105% 80-120%
17060-07-0	1,2-Dichloroethane-D4	105% 81-124%
2037-26-5	Toluene-D8	101% 80-120%
460-00-4	4-Bromofluorobenzene	100% 80-120%

CAS No.	Tentatively Identified Compounds	R. T.	Est. Conc.	Units	Q
	Total TIC, Volatile		0	ug/l	

Method Blank Summary

Job Number: JD900

Account: DRAKEPET Drake Petroleum Company, Inc.

Project: GESMD: PC # 007805 Bel Air Xtra Fuels, 2476 Churchville Road, Bel Air, MD

Sample	File ID	DF	Analyzed	By	Prep Date	Prep Batch	Analytical Batch
V2A8653-MB	2A200190.D	1	01/02/20	CSF	n/a	n/a	V2A8653

The QC reported here applies to the following samples:

Method: SW846 8260C

JD900-3, JD900-4

CAS No.	Compound	Result	RL	MDL	Units	Q
67-64-1	Acetone	ND	10	6.0	ug/l	
71-43-2	Benzene	ND	0.50	0.43	ug/l	
108-86-1	Bromobenzene	ND	1.0	0.55	ug/l	
74-97-5	Bromochloromethane	ND	1.0	0.48	ug/l	
75-27-4	Bromodichloromethane	ND	1.0	0.58	ug/l	
75-25-2	Bromoform	ND	1.0	0.63	ug/l	
74-83-9	Bromomethane	ND	2.0	1.6	ug/l	
78-93-3	2-Butanone (MEK)	ND	10	6.9	ug/l	
104-51-8	n-Butylbenzene	ND	2.0	0.52	ug/l	
135-98-8	sec-Butylbenzene	ND	2.0	0.62	ug/l	
98-06-6	tert-Butylbenzene	ND	2.0	0.69	ug/l	
56-23-5	Carbon tetrachloride	ND	1.0	0.55	ug/l	
108-90-7	Chlorobenzene	ND	1.0	0.56	ug/l	
75-00-3	Chloroethane	ND	1.0	0.73	ug/l	
67-66-3	Chloroform	ND	1.0	0.50	ug/l	
74-87-3	Chloromethane	ND	1.0	0.76	ug/l	
95-49-8	o-Chlorotoluene	ND	2.0	0.63	ug/l	
106-43-4	p-Chlorotoluene	ND	2.0	0.60	ug/l	
108-20-3	Di-Isopropyl ether	ND	2.0	0.68	ug/l	
96-12-8	1,2-Dibromo-3-chloropropane	ND	2.0	1.2	ug/l	
124-48-1	Dibromochloromethane	ND	1.0	0.56	ug/l	
106-93-4	1,2-Dibromoethane	ND	1.0	0.48	ug/l	
95-50-1	1,2-Dichlorobenzene	ND	1.0	0.53	ug/l	
541-73-1	1,3-Dichlorobenzene	ND	1.0	0.54	ug/l	
106-46-7	1,4-Dichlorobenzene	ND	1.0	0.51	ug/l	
75-71-8	Dichlorodifluoromethane	ND	2.0	1.4	ug/l	
75-34-3	1,1-Dichloroethane	ND	1.0	0.57	ug/l	
107-06-2	1,2-Dichloroethane	ND	1.0	0.60	ug/l	
75-35-4	1,1-Dichloroethene	ND	1.0	0.59	ug/l	
156-59-2	cis-1,2-Dichloroethene	ND	1.0	0.51	ug/l	
156-60-5	trans-1,2-Dichloroethene	ND	1.0	0.54	ug/l	
78-87-5	1,2-Dichloropropane	ND	1.0	0.51	ug/l	
142-28-9	1,3-Dichloropropane	ND	1.0	0.43	ug/l	
594-20-7	2,2-Dichloropropane	ND	1.0	0.52	ug/l	
563-58-6	1,1-Dichloropropene	ND	1.0	0.82	ug/l	
10061-01-5	cis-1,3-Dichloropropene	ND	1.0	0.47	ug/l	

5.1.2
5

Method Blank Summary

Job Number: JD900

Account: DRAKEPET Drake Petroleum Company, Inc.

Project: GESMD: PC # 007805 Bel Air Xtra Fuels, 2476 Churchville Road, Bel Air, MD

Sample	File ID	DF	Analyzed	By	Prep Date	Prep Batch	Analytical Batch
V2A8653-MB	2A200190.D	1	01/02/20	CSF	n/a	n/a	V2A8653

The QC reported here applies to the following samples:

Method: SW846 8260C

JD900-3, JD900-4

CAS No.	Compound	Result	RL	MDL	Units	Q
10061-02-6	trans-1,3-Dichloropropene	ND	1.0	0.43	ug/l	
100-41-4	Ethylbenzene	ND	1.0	0.60	ug/l	
87-68-3	Hexachlorobutadiene	ND	2.0	0.56	ug/l	
98-82-8	Isopropylbenzene	ND	1.0	0.65	ug/l	
99-87-6	p-Isopropyltoluene	ND	2.0	0.66	ug/l	
1634-04-4	Methyl Tert Butyl Ether	ND	1.0	0.51	ug/l	
108-10-1	4-Methyl-2-pentanone(MIBK)	ND	5.0	1.9	ug/l	
74-95-3	Methylene bromide	ND	1.0	0.48	ug/l	
75-09-2	Methylene chloride	ND	2.0	1.0	ug/l	
91-20-3	Naphthalene	ND	5.0	2.5	ug/l	
103-65-1	n-Propylbenzene	ND	2.0	0.60	ug/l	
100-42-5	Styrene	ND	1.0	0.70	ug/l	
75-65-0	Tert Butyl Alcohol	ND	10	5.8	ug/l	
994-05-8	tert-Amyl Methyl Ether	ND	2.0	0.47	ug/l	
637-92-3	tert-Butyl Ethyl Ether	ND	2.0	0.56	ug/l	
630-20-6	1,1,1,2-Tetrachloroethane	ND	1.0	0.60	ug/l	
79-34-5	1,1,2,2-Tetrachloroethane	ND	1.0	0.65	ug/l	
127-18-4	Tetrachloroethene	ND	1.0	0.90	ug/l	
108-88-3	Toluene	ND	1.0	0.53	ug/l	
87-61-6	1,2,3-Trichlorobenzene	ND	1.0	0.50	ug/l	
120-82-1	1,2,4-Trichlorobenzene	ND	1.0	0.50	ug/l	
71-55-6	1,1,1-Trichloroethane	ND	1.0	0.54	ug/l	
79-00-5	1,1,2-Trichloroethane	ND	1.0	0.53	ug/l	
79-01-6	Trichloroethene	ND	1.0	0.53	ug/l	
75-69-4	Trichlorofluoromethane	ND	2.0	0.84	ug/l	
96-18-4	1,2,3-Trichloropropane	ND	2.0	0.70	ug/l	
95-63-6	1,2,4-Trimethylbenzene	ND	2.0	1.0	ug/l	
108-67-8	1,3,5-Trimethylbenzene	ND	2.0	1.0	ug/l	
75-01-4	Vinyl chloride	ND	1.0	0.79	ug/l	
	m,p-Xylene	ND	1.0	0.78	ug/l	
95-47-6	o-Xylene	ND	1.0	0.59	ug/l	
1330-20-7	Xylene (total)	ND	1.0	0.59	ug/l	

Method Blank Summary

Job Number: JD900

Account: DRAKEPET Drake Petroleum Company, Inc.

Project: GESMD: PC # 007805 Bel Air Xtra Fuels, 2476 Churchville Road, Bel Air, MD

Sample	File ID	DF	Analyzed	By	Prep Date	Prep Batch	Analytical Batch
V2A8653-MB	2A200190.D	1	01/02/20	CSF	n/a	n/a	V2A8653

The QC reported here applies to the following samples:

Method: SW846 8260C

JD900-3, JD900-4

CAS No.	Surrogate Recoveries	Limits	
1868-53-7	Dibromofluoromethane	97%	80-120%
17060-07-0	1,2-Dichloroethane-D4	108%	81-124%
2037-26-5	Toluene-D8	97%	80-120%
460-00-4	4-Bromofluorobenzene	101%	80-120%

CAS No.	Tentatively Identified Compounds	R. T.	Est. Conc.	Units	Q
	Total TIC, Volatile		0	ug/l	

Blank Spike Summary

Job Number: JD900

Account: DRAKEPET Drake Petroleum Company, Inc.

Project: GESMD: PC # 007805 Bel Air Xtra Fuels, 2476 Churchville Road, Bel Air, MD

Sample	File ID	DF	Analyzed	By	Prep Date	Prep Batch	Analytical Batch
V1A8505-BS	1A197404.D	1	12/31/19	CSF	n/a	n/a	V1A8505

The QC reported here applies to the following samples:

Method: SW846 8260C

JD900-2, JD900-5, JD900-6, JD900-7, JD900-8, JD900-9, JD900-10

CAS No.	Compound	Spike ug/l	BSP ug/l	BSP %	Limits
67-64-1	Acetone	200	189	95	42-150
71-43-2	Benzene	50	48.9	98	80-120
108-86-1	Bromobenzene	50	48.5	97	82-118
74-97-5	Bromochloromethane	50	52.6	105	84-121
75-27-4	Bromodichloromethane	50	47.5	95	83-120
75-25-2	Bromoform	50	48.2	96	76-129
74-83-9	Bromomethane	50	97.9	196* a	57-138
78-93-3	2-Butanone (MEK)	200	202	101	64-137
104-51-8	n-Butylbenzene	50	55.4	111	81-123
135-98-8	sec-Butylbenzene	50	50.3	101	84-121
98-06-6	tert-Butylbenzene	50	49.6	99	83-122
56-23-5	Carbon tetrachloride	50	49.5	99	75-135
108-90-7	Chlorobenzene	50	48.0	96	84-117
75-00-3	Chloroethane	50	52.0	104	63-132
67-66-3	Chloroform	50	49.2	98	80-119
74-87-3	Chloromethane	50	51.8	104	46-136
95-49-8	o-Chlorotoluene	50	49.3	99	84-118
106-43-4	p-Chlorotoluene	50	48.3	97	83-116
108-20-3	Di-Isopropyl ether	50	48.1	96	73-128
96-12-8	1,2-Dibromo-3-chloropropane	50	49.8	100	72-127
124-48-1	Dibromochloromethane	50	48.2	96	80-123
106-93-4	1,2-Dibromoethane	50	49.3	99	84-117
95-50-1	1,2-Dichlorobenzene	50	48.3	97	84-119
541-73-1	1,3-Dichlorobenzene	50	48.9	98	81-117
106-46-7	1,4-Dichlorobenzene	50	48.1	96	82-117
75-71-8	Dichlorodifluoromethane	50	52.8	106	36-149
75-34-3	1,1-Dichloroethane	50	52.2	104	79-120
107-06-2	1,2-Dichloroethane	50	50.5	101	78-126
75-35-4	1,1-Dichloroethene	50	48.2	96	69-126
156-59-2	cis-1,2-Dichloroethene	50	50.3	101	80-120
156-60-5	trans-1,2-Dichloroethene	50	49.3	99	76-120
78-87-5	1,2-Dichloropropane	50	50.3	101	82-121
142-28-9	1,3-Dichloropropane	50	47.5	95	83-115
594-20-7	2,2-Dichloropropane	50	53.1	106	65-133
563-58-6	1,1-Dichloropropene	50	50.5	101	80-121
10061-01-5	cis-1,3-Dichloropropene	50	51.0	102	83-120

* = Outside of Control Limits.

Blank Spike Summary

Job Number: JD900

Account: DRAKEPET Drake Petroleum Company, Inc.

Project: GESMD: PC # 007805 Bel Air Xtra Fuels, 2476 Churchville Road, Bel Air, MD

Sample	File ID	DF	Analyzed	By	Prep Date	Prep Batch	Analytical Batch
V1A8505-BS	1A197404.D	1	12/31/19	CSF	n/a	n/a	V1A8505

The QC reported here applies to the following samples:

Method: SW846 8260C

JD900-2, JD900-5, JD900-6, JD900-7, JD900-8, JD900-9, JD900-10

CAS No.	Compound	Spike ug/l	BSP ug/l	BSP %	Limits
10061-02-6	trans-1,3-Dichloropropene	50	48.9	98	82-121
100-41-4	Ethylbenzene	50	47.2	94	80-120
87-68-3	Hexachlorobutadiene	50	65.5	131* b	75-129
98-82-8	Isopropylbenzene	50	47.5	95	83-120
99-87-6	p-Isopropyltoluene	50	51.1	102	83-122
1634-04-4	Methyl Tert Butyl Ether	50	47.0	94	80-119
108-10-1	4-Methyl-2-pentanone(MIBK)	200	193	97	71-131
74-95-3	Methylene bromide	50	49.5	99	85-120
75-09-2	Methylene chloride	50	49.2	98	77-120
91-20-3	Naphthalene	50	56.5	113	73-131
103-65-1	n-Propylbenzene	50	49.1	98	82-119
100-42-5	Styrene	50	47.9	96	82-122
75-65-0	Tert Butyl Alcohol	250	235	94	78-126
994-05-8	tert-Amyl Methyl Ether	50	46.7	93	81-124
637-92-3	tert-Butyl Ethyl Ether	50	49.0	98	79-128
630-20-6	1,1,1,2-Tetrachloroethane	50	48.0	96	82-121
79-34-5	1,1,2,2-Tetrachloroethane	50	47.1	94	76-119
127-18-4	Tetrachloroethene	50	48.3	97	70-131
108-88-3	Toluene	50	47.3	95	80-120
87-61-6	1,2,3-Trichlorobenzene	50	55.1	110	76-134
120-82-1	1,2,4-Trichlorobenzene	50	53.6	107	79-132
71-55-6	1,1,1-Trichloroethane	50	49.4	99	81-128
79-00-5	1,1,2-Trichloroethane	50	46.6	93	83-118
79-01-6	Trichloroethene	50	49.0	98	80-120
75-69-4	Trichlorofluoromethane	50	52.7	105	64-136
96-18-4	1,2,3-Trichloropropane	50	48.5	97	79-120
95-63-6	1,2,4-Trimethylbenzene	50	47.6	95	84-120
108-67-8	1,3,5-Trimethylbenzene	50	48.3	97	83-119
75-01-4	Vinyl chloride	50	51.3	103	51-135
	m,p-Xylene	100	96.2	96	80-120
95-47-6	o-Xylene	50	47.9	96	80-120
1330-20-7	Xylene (total)	150	144	96	80-120

* = Outside of Control Limits.

5.2.1
5

Blank Spike Summary

Job Number: JD900

Account: DRAKEPET Drake Petroleum Company, Inc.

Project: GESMD: PC # 007805 Bel Air Xtra Fuels, 2476 Churchville Road, Bel Air, MD

Sample	File ID	DF	Analyzed	By	Prep Date	Prep Batch	Analytical Batch
V1A8505-BS	1A197404.D	1	12/31/19	CSF	n/a	n/a	V1A8505

The QC reported here applies to the following samples:

Method: SW846 8260C

JD900-2, JD900-5, JD900-6, JD900-7, JD900-8, JD900-9, JD900-10

CAS No.	Surrogate Recoveries	BSP	Limits
1868-53-7	Dibromofluoromethane	104%	80-120%
17060-07-0	1,2-Dichloroethane-D4	102%	81-124%
2037-26-5	Toluene-D8	99%	80-120%
460-00-4	4-Bromofluorobenzene	101%	80-120%

- (a) High percent recoveries and no associated positive reported in the QC batch.
- (b) High percent recoveries and no associated positive found in the QC batch.

* = Outside of Control Limits.

Blank Spike Summary

Job Number: JD900

Account: DRAKEPET Drake Petroleum Company, Inc.

Project: GESMD: PC # 007805 Bel Air Xtra Fuels, 2476 Churchville Road, Bel Air, MD

Sample	File ID	DF	Analyzed	By	Prep Date	Prep Batch	Analytical Batch
V2A8653-BS	2A200188.D	1	01/02/20	CSF	n/a	n/a	V2A8653

The QC reported here applies to the following samples:

Method: SW846 8260C

JD900-3, JD900-4

CAS No.	Compound	Spike ug/l	BSP ug/l	BSP %	Limits
67-64-1	Acetone	200	173	87	42-150
71-43-2	Benzene	50	43.1	86	80-120
108-86-1	Bromobenzene	50	49.6	99	82-118
74-97-5	Bromochloromethane	50	45.7	91	84-121
75-27-4	Bromodichloromethane	50	50.9	102	83-120
75-25-2	Bromoform	50	54.5	109	76-129
74-83-9	Bromomethane	50	42.2	84	57-138
78-93-3	2-Butanone (MEK)	200	169	85	64-137
104-51-8	n-Butylbenzene	50	50.0	100	81-123
135-98-8	sec-Butylbenzene	50	49.2	98	84-121
98-06-6	tert-Butylbenzene	50	49.5	99	83-122
56-23-5	Carbon tetrachloride	50	48.7	97	75-135
108-90-7	Chlorobenzene	50	45.9	92	84-117
75-00-3	Chloroethane	50	42.1	84	63-132
67-66-3	Chloroform	50	43.5	87	80-119
74-87-3	Chloromethane	50	40.3	81	46-136
95-49-8	o-Chlorotoluene	50	49.9	100	84-118
106-43-4	p-Chlorotoluene	50	46.8	94	83-116
108-20-3	Di-Isopropyl ether	50	38.3	77	73-128
96-12-8	1,2-Dibromo-3-chloropropane	50	48.7	97	72-127
124-48-1	Dibromochloromethane	50	51.2	102	80-123
106-93-4	1,2-Dibromoethane	50	49.9	100	84-117
95-50-1	1,2-Dichlorobenzene	50	49.0	98	84-119
541-73-1	1,3-Dichlorobenzene	50	49.3	99	81-117
106-46-7	1,4-Dichlorobenzene	50	49.6	99	82-117
75-71-8	Dichlorodifluoromethane	50	41.9	84	36-149
75-34-3	1,1-Dichloroethane	50	41.1	82	79-120
107-06-2	1,2-Dichloroethane	50	47.9	96	78-126
75-35-4	1,1-Dichloroethene	50	40.8	82	69-126
156-59-2	cis-1,2-Dichloroethene	50	42.9	86	80-120
156-60-5	trans-1,2-Dichloroethene	50	41.9	84	76-120
78-87-5	1,2-Dichloropropane	50	43.3	87	82-121
142-28-9	1,3-Dichloropropane	50	45.3	91	83-115
594-20-7	2,2-Dichloropropane	50	47.9	96	65-133
563-58-6	1,1-Dichloropropene	50	42.7	85	80-121
10061-01-5	cis-1,3-Dichloropropene	50	46.1	92	83-120

* = Outside of Control Limits.

5.2.2
5

Blank Spike Summary

Job Number: JD900

Account: DRAKEPET Drake Petroleum Company, Inc.

Project: GESMD: PC # 007805 Bel Air Xtra Fuels, 2476 Churchville Road, Bel Air, MD

Sample	File ID	DF	Analyzed	By	Prep Date	Prep Batch	Analytical Batch
V2A8653-BS	2A200188.D	1	01/02/20	CSF	n/a	n/a	V2A8653

The QC reported here applies to the following samples:

Method: SW846 8260C

JD900-3, JD900-4

CAS No.	Compound	Spike ug/l	BSP ug/l	BSP %	Limits
10061-02-6	trans-1,3-Dichloropropene	50	49.9	100	82-121
100-41-4	Ethylbenzene	50	44.5	89	80-120
87-68-3	Hexachlorobutadiene	50	54.4	109	75-129
98-82-8	Isopropylbenzene	50	47.5	95	83-120
99-87-6	p-Isopropyltoluene	50	50.1	100	83-122
1634-04-4	Methyl Tert Butyl Ether	50	43.3	87	80-119
108-10-1	4-Methyl-2-pentanone(MIBK)	200	182	91	71-131
74-95-3	Methylene bromide	50	48.0	96	85-120
75-09-2	Methylene chloride	50	41.2	82	77-120
91-20-3	Naphthalene	50	43.1	86	73-131
103-65-1	n-Propylbenzene	50	47.1	94	82-119
100-42-5	Styrene	50	47.0	94	82-122
75-65-0	Tert Butyl Alcohol	250	251	100	78-126
994-05-8	tert-Amyl Methyl Ether	50	45.5	91	81-124
637-92-3	tert-Butyl Ethyl Ether	50	41.9	84	79-128
630-20-6	1,1,1,2-Tetrachloroethane	50	49.3	99	82-121
79-34-5	1,1,2,2-Tetrachloroethane	50	47.8	96	76-119
127-18-4	Tetrachloroethene	50	51.8	104	70-131
108-88-3	Toluene	50	44.9	90	80-120
87-61-6	1,2,3-Trichlorobenzene	50	45.4	91	76-134
120-82-1	1,2,4-Trichlorobenzene	50	50.1	100	79-132
71-55-6	1,1,1-Trichloroethane	50	47.1	94	81-128
79-00-5	1,1,2-Trichloroethane	50	45.4	91	83-118
79-01-6	Trichloroethene	50	45.9	92	80-120
75-69-4	Trichlorofluoromethane	50	45.3	91	64-136
96-18-4	1,2,3-Trichloropropane	50	51.3	103	79-120
95-63-6	1,2,4-Trimethylbenzene	50	49.3	99	84-120
108-67-8	1,3,5-Trimethylbenzene	50	49.1	98	83-119
75-01-4	Vinyl chloride	50	41.5	83	51-135
	m,p-Xylene	100	91.0	91	80-120
95-47-6	o-Xylene	50	45.8	92	80-120
1330-20-7	Xylene (total)	150	137	91	80-120

* = Outside of Control Limits.

5.2.2
5

Blank Spike Summary

Job Number: JD900

Account: DRAKEPET Drake Petroleum Company, Inc.

Project: GESMD: PC # 007805 Bel Air Xtra Fuels, 2476 Churchville Road, Bel Air, MD

Sample	File ID	DF	Analyzed	By	Prep Date	Prep Batch	Analytical Batch
V2A8653-BS	2A200188.D	1	01/02/20	CSF	n/a	n/a	V2A8653

The QC reported here applies to the following samples:

Method: SW846 8260C

JD900-3, JD900-4

CAS No.	Surrogate Recoveries	BSP	Limits
1868-53-7	Dibromofluoromethane	92%	80-120%
17060-07-0	1,2-Dichloroethane-D4	110%	81-124%
2037-26-5	Toluene-D8	98%	80-120%
460-00-4	4-Bromofluorobenzene	99%	80-120%

* = Outside of Control Limits.

Matrix Spike Summary

Job Number: JD900

Account: DRAKEPET Drake Petroleum Company, Inc.

Project: GESMD: PC # 007805 Bel Air Xtra Fuels, 2476 Churchville Road, Bel Air, MD

Sample	File ID	DF	Analyzed	By	Prep Date	Prep Batch	Analytical Batch
JD672-13MS	1A197417.D	1	12/31/19	CSF	n/a	n/a	V1A8505
JD672-13	1A197412.D	1	12/31/19	CSF	n/a	n/a	V1A8505

The QC reported here applies to the following samples:

Method: SW846 8260C

JD900-2, JD900-5, JD900-6, JD900-7, JD900-8, JD900-9, JD900-10

CAS No.	Compound	JD672-13		Spike ug/l	MS ug/l	MS %	Limits
		ug/l	Q				
67-64-1	Acetone	8.8	J	200	177	84	34-149
71-43-2	Benzene	70.3		50	115	89	54-136
108-86-1	Bromobenzene	ND		50	43.8	88	78-122
74-97-5	Bromochloromethane	ND		50	47.6	95	79-124
75-27-4	Bromodichloromethane	ND		50	43.8	88	79-124
75-25-2	Bromoform	ND		50	44.6	89	71-130
74-83-9	Bromomethane	ND		50	63.0	126	53-142
78-93-3	2-Butanone (MEK)	ND		200	190	95	54-142
104-51-8	n-Butylbenzene	0.54	J	50	52.1	103	73-133
135-98-8	sec-Butylbenzene	ND		50	46.7	93	76-132
98-06-6	tert-Butylbenzene	ND		50	44.9	90	76-131
56-23-5	Carbon tetrachloride	ND		50	48.5	97	70-143
108-90-7	Chlorobenzene	ND		50	44.4	89	78-123
75-00-3	Chloroethane	ND		50	53.7	107	57-141
67-66-3	Chloroform	ND		50	47.7	95	76-123
74-87-3	Chloromethane	ND		50	49.5	99	43-141
95-49-8	o-Chlorotoluene	ND		50	44.2	88	78-124
106-43-4	p-Chlorotoluene	ND		50	43.5	87	77-122
108-20-3	Di-Isopropyl ether	3.6		50	48.4	90	68-130
96-12-8	1,2-Dibromo-3-chloropropane	ND		50	45.3	91	66-130
124-48-1	Dibromochloromethane	ND		50	44.7	89	76-125
106-93-4	1,2-Dibromoethane	ND		50	45.4	91	78-119
95-50-1	1,2-Dichlorobenzene	ND		50	43.5	87	77-123
541-73-1	1,3-Dichlorobenzene	ND		50	44.6	89	76-122
106-46-7	1,4-Dichlorobenzene	ND		50	43.6	87	76-122
75-71-8	Dichlorodifluoromethane	ND		50	55.1	110	31-159
75-34-3	1,1-Dichloroethane	ND		50	49.1	98	73-126
107-06-2	1,2-Dichloroethane	ND		50	46.6	93	72-131
75-35-4	1,1-Dichloroethene	ND		50	45.3	91	63-136
156-59-2	cis-1,2-Dichloroethene	ND		50	45.7	91	60-136
156-60-5	trans-1,2-Dichloroethene	ND		50	46.6	93	70-126
78-87-5	1,2-Dichloropropane	ND		50	46.3	93	78-124
142-28-9	1,3-Dichloropropane	ND		50	43.2	86	78-118
594-20-7	2,2-Dichloropropane	ND		50	49.6	99	59-141
563-58-6	1,1-Dichloropropene	ND		50	48.0	96	75-130
10061-01-5	cis-1,3-Dichloropropene	ND		50	46.8	94	79-123

* = Outside of Control Limits.

5.3.1
5

Matrix Spike Summary

Job Number: JD900

Account: DRAKEPET Drake Petroleum Company, Inc.

Project: GESMD: PC # 007805 Bel Air Xtra Fuels, 2476 Churchville Road, Bel Air, MD

Sample	File ID	DF	Analyzed	By	Prep Date	Prep Batch	Analytical Batch
JD672-13MS	1A197417.D	1	12/31/19	CSF	n/a	n/a	V1A8505
JD672-13	1A197412.D	1	12/31/19	CSF	n/a	n/a	V1A8505

The QC reported here applies to the following samples:

Method: SW846 8260C

JD900-2, JD900-5, JD900-6, JD900-7, JD900-8, JD900-9, JD900-10

CAS No.	Compound	JD672-13 ug/l	Spike Q	MS ug/l	MS %	Limits
10061-02-6	trans-1,3-Dichloropropene	ND	50	44.1	88	77-123
100-41-4	Ethylbenzene	46.4	50	89.2	86	51-140
87-68-3	Hexachlorobutadiene	ND	50	62.4	125	64-141
98-82-8	Isopropylbenzene	2.2	50	46.9	89	75-129
99-87-6	p-Isopropyltoluene	ND	50	46.7	93	76-131
1634-04-4	Methyl Tert Butyl Ether	2.7	50	46.6	88	72-123
108-10-1	4-Methyl-2-pentanone(MIBK)	ND	200	188	94	66-136
74-95-3	Methylene bromide	ND	50	46.5	93	81-121
75-09-2	Methylene chloride	ND	50	45.7	91	73-125
91-20-3	Naphthalene	8.4	50	61.4	106	62-141
103-65-1	n-Propylbenzene	6.2	50	50.7	89	68-133
100-42-5	Styrene	ND	50	44.7	89	75-129
75-65-0	Tert Butyl Alcohol	ND	250	223	89	73-134
994-05-8	tert-Amyl Methyl Ether	ND	50	43.3	87	75-127
637-92-3	tert-Butyl Ethyl Ether	ND	50	45.8	92	74-130
630-20-6	1,1,1,2-Tetrachloroethane	ND	50	44.2	88	77-124
79-34-5	1,1,2,2-Tetrachloroethane	ND	50	42.6	85	71-122
127-18-4	Tetrachloroethene	ND	50	45.5	91	61-139
108-88-3	Toluene	9.7	50	52.4	85	60-135
87-61-6	1,2,3-Trichlorobenzene	ND	50	50.6	101	70-138
120-82-1	1,2,4-Trichlorobenzene	ND	50	48.7	97	72-137
71-55-6	1,1,1-Trichloroethane	ND	50	47.4	95	74-138
79-00-5	1,1,2-Trichloroethane	ND	50	43.2	86	78-121
79-01-6	Trichloroethene	ND	50	47.5	95	62-141
75-69-4	Trichlorofluoromethane	ND	50	55.6	111	57-149
96-18-4	1,2,3-Trichloropropane	ND	50	44.6	89	74-122
95-63-6	1,2,4-Trimethylbenzene	14.9	50	57.9	86	54-143
108-67-8	1,3,5-Trimethylbenzene	3.8	50	47.5	87	67-133
75-01-4	Vinyl chloride	ND	50	52.4	105	43-146
	m,p-Xylene	103	100	193	90	50-144
95-47-6	o-Xylene	10	50	54.2	88	63-134
1330-20-7	Xylene (total)	113	150	247	89	56-139

* = Outside of Control Limits.

5.3.1
5

Matrix Spike Summary

Job Number: JD900

Account: DRAKEPET Drake Petroleum Company, Inc.

Project: GESMD: PC # 007805 Bel Air Xtra Fuels, 2476 Churchville Road, Bel Air, MD

Sample	File ID	DF	Analyzed	By	Prep Date	Prep Batch	Analytical Batch
JD672-13MS	1A197417.D	1	12/31/19	CSF	n/a	n/a	V1A8505
JD672-13	1A197412.D	1	12/31/19	CSF	n/a	n/a	V1A8505

The QC reported here applies to the following samples:

Method: SW846 8260C

JD900-2, JD900-5, JD900-6, JD900-7, JD900-8, JD900-9, JD900-10

CAS No.	Surrogate Recoveries	MS	JD672-13	Limits
1868-53-7	Dibromofluoromethane	104%	106%	80-120%
17060-07-0	1,2-Dichloroethane-D4	100%	103%	81-124%
2037-26-5	Toluene-D8	98%	99%	80-120%
460-00-4	4-Bromofluorobenzene	98%	99%	80-120%

* = Outside of Control Limits.

Matrix Spike/Matrix Spike Duplicate Summary

Job Number: JD900

Account: DRAKEPET Drake Petroleum Company, Inc.

Project: GESMD: PC # 007805 Bel Air Xtra Fuels, 2476 Churchville Road, Bel Air, MD

Sample	File ID	DF	Analyzed	By	Prep Date	Prep Batch	Analytical Batch
JD900-4MS	2A200198.D	10	01/02/20	CSF	n/a	n/a	V2A8653
JD900-4MSD	2A200199.D	10	01/02/20	CSF	n/a	n/a	V2A8653
JD900-4 ^a	2A200191.D	10	01/02/20	CSF	n/a	n/a	V2A8653
JD900-4	2A200196.D	100	01/02/20	CSF	n/a	n/a	V2A8653

The QC reported here applies to the following samples:

Method: SW846 8260C

JD900-3, JD900-4

CAS No.	Compound	JD900-4		MS ug/l	MS %	Spike ug/l	MSD ug/l	MSD %	RPD	Limits Rec/RPD
		ug/l	Q							
67-64-1	Acetone	ND		1870	94	2000	1840	92	2	34-149/17
71-43-2	Benzene	48.2		473	85	500	480	86	1	54-136/10
108-86-1	Bromobenzene	ND		495	99	500	491	98	1	78-122/11
74-97-5	Bromochloromethane	ND		482	96	500	497	99	3	79-124/11
75-27-4	Bromodichloromethane	ND		526	105	500	527	105	0	79-124/11
75-25-2	Bromoform	ND		571	114	500	585	117	2	71-130/11
74-83-9	Bromomethane	ND		409	82	500	416	83	2	53-142/14
78-93-3	2-Butanone (MEK)	ND		1800	90	2000	1850	93	3	54-142/15
104-51-8	n-Butylbenzene	ND		473	95	500	475	95	0	73-133/12
135-98-8	sec-Butylbenzene	ND		468	94	500	473	95	1	76-132/12
98-06-6	tert-Butylbenzene	ND		478	96	500	482	96	1	76-131/12
56-23-5	Carbon tetrachloride	ND		523	105	500	529	106	1	70-143/12
108-90-7	Chlorobenzene	ND		470	94	500	479	96	2	78-123/10
75-00-3	Chloroethane	ND		403	81	500	407	81	1	57-141/14
67-66-3	Chloroform	ND		472	94	500	473	95	0	76-123/11
74-87-3	Chloromethane	ND		372	74	500	387	77	4	43-141/16
95-49-8	o-Chlorotoluene	ND		481	96	500	487	97	1	78-124/11
106-43-4	p-Chlorotoluene	ND		461	92	500	459	92	0	77-122/11
108-20-3	Di-Isopropyl ether	11.0	J	409	80	500	412	80	1	68-130/11
96-12-8	1,2-Dibromo-3-chloropropane	ND		478	96	500	474	95	1	66-130/13
124-48-1	Dibromochloromethane	ND		534	107	500	550	110	3	76-125/11
106-93-4	1,2-Dibromoethane	ND		519	104	500	532	106	2	78-119/11
95-50-1	1,2-Dichlorobenzene	ND		485	97	500	486	97	0	77-123/11
541-73-1	1,3-Dichlorobenzene	ND		477	95	500	486	97	2	76-122/11
106-46-7	1,4-Dichlorobenzene	ND		479	96	500	489	98	2	76-122/11
75-71-8	Dichlorodifluoromethane	ND		443	89	500	446	89	1	31-159/16
75-34-3	1,1-Dichloroethane	ND		437	87	500	441	88	1	73-126/11
107-06-2	1,2-Dichloroethane	ND		510	102	500	512	102	0	72-131/11
75-35-4	1,1-Dichloroethene	ND		444	89	500	441	88	1	63-136/14
156-59-2	cis-1,2-Dichloroethene	ND		466	93	500	461	92	1	60-136/11
156-60-5	trans-1,2-Dichloroethene	ND		427	85	500	433	87	1	70-126/11
78-87-5	1,2-Dichloropropane	ND		436	87	500	446	89	2	78-124/10
142-28-9	1,3-Dichloropropane	ND		466	93	500	478	96	3	78-118/11
594-20-7	2,2-Dichloropropane	ND		486	97	500	493	99	1	59-141/14
563-58-6	1,1-Dichloropropene	ND		453	91	500	455	91	0	75-130/11
10061-01-5	cis-1,3-Dichloropropene	ND		475	95	500	485	97	2	79-123/11

* = Outside of Control Limits.

Matrix Spike/Matrix Spike Duplicate Summary

Job Number: JD900

Account: DRAKEPET Drake Petroleum Company, Inc.

Project: GESMD: PC # 007805 Bel Air Xtra Fuels, 2476 Churchville Road, Bel Air, MD

Sample	File ID	DF	Analyzed	By	Prep Date	Prep Batch	Analytical Batch
JD900-4MS	2A200198.D	10	01/02/20	CSF	n/a	n/a	V2A8653
JD900-4MSD	2A200199.D	10	01/02/20	CSF	n/a	n/a	V2A8653
JD900-4 ^a	2A200191.D	10	01/02/20	CSF	n/a	n/a	V2A8653
JD900-4	2A200196.D	100	01/02/20	CSF	n/a	n/a	V2A8653

The QC reported here applies to the following samples:

Method: SW846 8260C

JD900-3, JD900-4

CAS No.	Compound	JD900-4 ug/l	Spike Q ug/l	MS ug/l	MS %	Spike ug/l	MSD ug/l	MSD %	RPD	Limits Rec/RPD
10061-02-6	trans-1,3-Dichloropropene	ND	500	518	104	500	519	104	0	77-123/11
100-41-4	Ethylbenzene	ND	500	454	91	500	463	93	2	51-140/20
87-68-3	Hexachlorobutadiene	ND	500	494	99	500	493	99	0	64-141/14
98-82-8	Isopropylbenzene	ND	500	482	96	500	492	98	2	75-129/11
99-87-6	p-Isopropyltoluene	ND	500	476	95	500	483	97	1	76-131/12
1634-04-4	Methyl Tert Butyl Ether	3470 ^c	500	3360	62* ^b	500	3340	58* ^b	1	72-123/11
108-10-1	4-Methyl-2-pentanone(MIBK)	ND	2000	1820	91	2000	1850	93	2	66-136/13
74-95-3	Methylene bromide	ND	500	508	102	500	509	102	0	81-121/11
75-09-2	Methylene chloride	ND	500	444	89	500	444	89	0	73-125/13
91-20-3	Naphthalene	ND	500	413	83	500	426	85	3	62-141/13
103-65-1	n-Propylbenzene	ND	500	451	90	500	460	92	2	68-133/11
100-42-5	Styrene	ND	500	485	97	500	492	98	1	75-129/11
75-65-0	Tert Butyl Alcohol	1930	2500	4320	96	2500	4550	105	5	73-134/13
994-05-8	tert-Amyl Methyl Ether	101	500	553	90	500	565	93	2	75-127/11
637-92-3	tert-Butyl Ethyl Ether	ND	500	447	89	500	446	89	0	74-130/11
630-20-6	1,1,1,2-Tetrachloroethane	ND	500	514	103	500	522	104	2	77-124/11
79-34-5	1,1,2,2-Tetrachloroethane	ND	500	474	95	500	480	96	1	71-122/11
127-18-4	Tetrachloroethene	ND	500	518	104	500	531	106	2	61-139/11
108-88-3	Toluene	ND	500	458	92	500	462	92	1	60-135/10
87-61-6	1,2,3-Trichlorobenzene	ND	500	430	86	500	443	89	3	70-138/13
120-82-1	1,2,4-Trichlorobenzene	ND	500	478	96	500	487	97	2	72-137/13
71-55-6	1,1,1-Trichloroethane	ND	500	501	100	500	509	102	2	74-138/12
79-00-5	1,1,2-Trichloroethane	ND	500	480	96	500	481	96	0	78-121/11
79-01-6	Trichloroethene	ND	500	470	94	500	477	95	1	62-141/10
75-69-4	Trichlorofluoromethane	ND	500	492	98	500	495	99	1	57-149/14
96-18-4	1,2,3-Trichloropropane	ND	500	516	103	500	520	104	1	74-122/11
95-63-6	1,2,4-Trimethylbenzene	ND	500	480	96	500	485	97	1	54-143/10
108-67-8	1,3,5-Trimethylbenzene	ND	500	476	95	500	483	97	1	67-133/11
75-01-4	Vinyl chloride	ND	500	400	80	500	410	82	2	43-146/15
	m,p-Xylene	ND	1000	933	93	1000	938	94	1	50-144/20
95-47-6	o-Xylene	ND	500	469	94	500	474	95	1	63-134/10
1330-20-7	Xylene (total)	ND	1500	1400	93	1500	1410	94	1	56-139/20

* = Outside of Control Limits.

Matrix Spike/Matrix Spike Duplicate Summary

Job Number: JD900

Account: DRAKEPET Drake Petroleum Company, Inc.

Project: GESMD: PC # 007805 Bel Air Xtra Fuels, 2476 Churchville Road, Bel Air, MD

Sample	File ID	DF	Analyzed	By	Prep Date	Prep Batch	Analytical Batch
JD900-4MS	2A200198.D	10	01/02/20	CSF	n/a	n/a	V2A8653
JD900-4MSD	2A200199.D	10	01/02/20	CSF	n/a	n/a	V2A8653
JD900-4 ^a	2A200191.D	10	01/02/20	CSF	n/a	n/a	V2A8653
JD900-4	2A200196.D	100	01/02/20	CSF	n/a	n/a	V2A8653

The QC reported here applies to the following samples:

Method: SW846 8260C

JD900-3, JD900-4

CAS No.	Surrogate Recoveries	MS	MSD	JD900-4	JD900-4	Limits
1868-53-7	Dibromofluoromethane	101%	102%	98%	97%	80-120%
17060-07-0	1,2-Dichloroethane-D4	109%	107%	108%	110%	81-124%
2037-26-5	Toluene-D8	98%	98%	96%	97%	80-120%
460-00-4	4-Bromofluorobenzene	100%	99%	98%	99%	80-120%

- (a) Diluted due to high concentration of target compound.
- (b) Outside control limits due to high level in sample relative to spike amount.
- (c) Result is from Run #2.

* = Outside of Control Limits.

Duplicate Summary

Job Number: JD900

Account: DRAKEPET Drake Petroleum Company, Inc.

Project: GESMD: PC # 007805 Bel Air Xtra Fuels, 2476 Churchville Road, Bel Air, MD

Sample	File ID	DF	Analyzed	By	Prep Date	Prep Batch	Analytical Batch
JD672-7DUP	1A197419.D	1	12/31/19	CSF	n/a	n/a	V1A8505
JD672-7	1A197411.D	1	12/31/19	CSF	n/a	n/a	V1A8505

The QC reported here applies to the following samples:

Method: SW846 8260C

JD900-2, JD900-5, JD900-6, JD900-7, JD900-8, JD900-9, JD900-10

CAS No.	Compound	JD672-7 ug/l	DUP Q	DUP ug/l	Q	RPD	Limits
67-64-1	Acetone	ND		ND		nc	20
71-43-2	Benzene	ND		ND		nc	20
108-86-1	Bromobenzene	ND		ND		nc	20
74-97-5	Bromochloromethane	ND		ND		nc	20
75-27-4	Bromodichloromethane	ND		ND		nc	20
75-25-2	Bromoform	ND		ND		nc	20
74-83-9	Bromomethane	ND		ND		nc	20
78-93-3	2-Butanone (MEK)	ND		ND		nc	20
104-51-8	n-Butylbenzene	ND		ND		nc	20
135-98-8	sec-Butylbenzene	ND		ND		nc	20
98-06-6	tert-Butylbenzene	ND		ND		nc	20
56-23-5	Carbon tetrachloride	ND		ND		nc	20
108-90-7	Chlorobenzene	ND		ND		nc	20
75-00-3	Chloroethane	ND		ND		nc	20
67-66-3	Chloroform	ND		ND		nc	20
74-87-3	Chloromethane	ND		ND		nc	20
95-49-8	o-Chlorotoluene	ND		ND		nc	20
106-43-4	p-Chlorotoluene	ND		ND		nc	20
108-20-3	Di-Isopropyl ether	1.6	J	1.5	J	6	20
96-12-8	1,2-Dibromo-3-chloropropane	ND		ND		nc	20
124-48-1	Dibromochloromethane	ND		ND		nc	20
106-93-4	1,2-Dibromoethane	ND		ND		nc	20
95-50-1	1,2-Dichlorobenzene	ND		ND		nc	20
541-73-1	1,3-Dichlorobenzene	ND		ND		nc	20
106-46-7	1,4-Dichlorobenzene	ND		ND		nc	20
75-71-8	Dichlorodifluoromethane	ND		ND		nc	20
75-34-3	1,1-Dichloroethane	ND		ND		nc	20
107-06-2	1,2-Dichloroethane	ND		ND		nc	20
75-35-4	1,1-Dichloroethene	ND		ND		nc	20
156-59-2	cis-1,2-Dichloroethene	ND		ND		nc	20
156-60-5	trans-1,2-Dichloroethene	ND		ND		nc	20
78-87-5	1,2-Dichloropropane	ND		ND		nc	20
142-28-9	1,3-Dichloropropane	ND		ND		nc	20
594-20-7	2,2-Dichloropropane	ND		ND		nc	20
563-58-6	1,1-Dichloropropene	ND		ND		nc	20
10061-01-5	cis-1,3-Dichloropropene	ND		ND		nc	20

* = Outside of Control Limits.

5.5.1
5

Duplicate Summary

Job Number: JD900

Account: DRAKEPET Drake Petroleum Company, Inc.

Project: GESMD: PC # 007805 Bel Air Xtra Fuels, 2476 Churchville Road, Bel Air, MD

Sample	File ID	DF	Analyzed	By	Prep Date	Prep Batch	Analytical Batch
JD672-7DUP	1A197419.D	1	12/31/19	CSF	n/a	n/a	V1A8505
JD672-7	1A197411.D	1	12/31/19	CSF	n/a	n/a	V1A8505

The QC reported here applies to the following samples:

Method: SW846 8260C

JD900-2, JD900-5, JD900-6, JD900-7, JD900-8, JD900-9, JD900-10

CAS No.	Compound	JD672-7 ug/l	DUP Q ug/l	Q	RPD	Limits
10061-02-6	trans-1,3-Dichloropropene	ND	ND		nc	20
100-41-4	Ethylbenzene	ND	ND		nc	20
87-68-3	Hexachlorobutadiene	ND	ND		nc	20
98-82-8	Isopropylbenzene	ND	ND		nc	20
99-87-6	p-Isopropyltoluene	ND	ND		nc	20
1634-04-4	Methyl Tert Butyl Ether	4.6	4.8		4	20
108-10-1	4-Methyl-2-pentanone(MIBK)	ND	ND		nc	20
74-95-3	Methylene bromide	ND	ND		nc	20
75-09-2	Methylene chloride	ND	ND		nc	20
91-20-3	Naphthalene	ND	ND		nc	20
103-65-1	n-Propylbenzene	ND	ND		nc	20
100-42-5	Styrene	ND	ND		nc	20
75-65-0	Tert Butyl Alcohol	ND	ND		nc	20
994-05-8	tert-Amyl Methyl Ether	ND	ND		nc	20
637-92-3	tert-Butyl Ethyl Ether	ND	ND		nc	20
630-20-6	1,1,1,2-Tetrachloroethane	ND	ND		nc	20
79-34-5	1,1,2,2-Tetrachloroethane	ND	ND		nc	20
127-18-4	Tetrachloroethene	ND	ND		nc	20
108-88-3	Toluene	ND	ND		nc	20
87-61-6	1,2,3-Trichlorobenzene	ND	ND		nc	20
120-82-1	1,2,4-Trichlorobenzene	ND	ND		nc	20
71-55-6	1,1,1-Trichloroethane	ND	ND		nc	20
79-00-5	1,1,2-Trichloroethane	ND	ND		nc	20
79-01-6	Trichloroethene	ND	ND		nc	20
75-69-4	Trichlorofluoromethane	ND	ND		nc	20
96-18-4	1,2,3-Trichloropropane	ND	ND		nc	20
95-63-6	1,2,4-Trimethylbenzene	ND	ND		nc	20
108-67-8	1,3,5-Trimethylbenzene	ND	ND		nc	20
75-01-4	Vinyl chloride	ND	ND		nc	20
	m,p-Xylene	ND	ND		nc	20
95-47-6	o-Xylene	ND	ND		nc	20
1330-20-7	Xylene (total)	ND	ND		nc	20

* = Outside of Control Limits.

Duplicate Summary

Job Number: JD900

Account: DRAKEPET Drake Petroleum Company, Inc.

Project: GESMD: PC # 007805 Bel Air Xtra Fuels, 2476 Churchville Road, Bel Air, MD

Sample	File ID	DF	Analyzed	By	Prep Date	Prep Batch	Analytical Batch
JD672-7DUP	1A197419.D	1	12/31/19	CSF	n/a	n/a	V1A8505
JD672-7	1A197411.D	1	12/31/19	CSF	n/a	n/a	V1A8505

The QC reported here applies to the following samples:

Method: SW846 8260C

JD900-2, JD900-5, JD900-6, JD900-7, JD900-8, JD900-9, JD900-10

CAS No.	Surrogate Recoveries	DUP	JD672-7	Limits
1868-53-7	Dibromofluoromethane	106%	104%	80-120%
17060-07-0	1,2-Dichloroethane-D4	103%	104%	81-124%
2037-26-5	Toluene-D8	100%	101%	80-120%
460-00-4	4-Bromofluorobenzene	99%	99%	80-120%

* = Outside of Control Limits.

Instrument Performance Check (BFB)

Job Number: JD900

Account: DRAKEPET Drake Petroleum Company, Inc.

Project: GESMD: PC # 007805 Bel Air Xtra Fuels, 2476 Churchville Road, Bel Air, MD

Sample: V1A8480-BFB	Injection Date: 12/11/19
Lab File ID: 1A196812.D	Injection Time: 19:41
Instrument ID: GCMS1A	

m/e	Ion Abundance Criteria	Raw Abundance	% Relative Abundance	Pass/Fail
50	15.0 - 40.0% of mass 95	12549	17.8	Pass
75	30.0 - 60.0% of mass 95	32021	45.3	Pass
95	Base peak, 100% relative abundance	70688	100.0	Pass
96	5.0 - 9.0% of mass 95	4591	6.49	Pass
173	Less than 2.0% of mass 174	0	0.00 (0.00) ^a	Pass
174	50.0 - 120.0% of mass 95	60907	86.2	Pass
175	5.0 - 9.0% of mass 174	4696	6.64 (7.71) ^a	Pass
176	95.0 - 101.0% of mass 174	61163	86.5 (100.4) ^a	Pass
177	5.0 - 9.0% of mass 176	4336	6.13 (7.09) ^b	Pass

(a) Value is % of mass 174

(b) Value is % of mass 176

This check applies to the following Samples, MS, MSD, Blanks, and Standards:

Lab Sample ID	Lab File ID	Date Analyzed	Time Analyzed	Hours Lapsed	Client Sample ID
V1A8480-IC8480	1A196813.D	12/11/19	20:11	00:30	Initial cal 0.2
V1A8480-IC8480	1A196814.D	12/11/19	20:36	00:55	Initial cal 0.5
V1A8480-IC8480	1A196815.D	12/11/19	21:01	01:20	Initial cal 1
V1A8480-IC8480	1A196816.D	12/11/19	21:26	01:45	Initial cal 2
V1A8480-IC8480	1A196817.D	12/11/19	21:51	02:10	Initial cal 4
V1A8480-IC8480	1A196818.D	12/11/19	22:15	02:34	Initial cal 8
V1A8480-IC8480	1A196819.D	12/11/19	22:40	02:59	Initial cal 20
V1A8480-ICC8480	1A196820.D	12/11/19	23:05	03:24	Initial cal 50
V1A8480-IC8480	1A196821.D	12/11/19	23:30	03:49	Initial cal 100
V1A8480-IC8480	1A196822.D	12/11/19	23:55	04:14	Initial cal 200
V1A8480-ICV8480	1A196825.D	12/12/19	01:09	05:28	Initial cal verification 50
V1A8480-ICV8480	1A196826.D	12/12/19	01:34	05:53	Initial cal verification 50

5.6.1
5

Instrument Performance Check (BFB)

Job Number: JD900

Account: DRAKEPET Drake Petroleum Company, Inc.

Project: GESMD: PC # 007805 Bel Air Xtra Fuels, 2476 Churchville Road, Bel Air, MD

Sample: V1A8480-BFB2	Injection Date: 12/12/19
Lab File ID: 1A196829.D	Injection Time: 10:17
Instrument ID: GCMS1A	

m/e	Ion Abundance Criteria	Raw Abundance	% Relative Abundance	Pass/Fail
50	15.0 - 40.0% of mass 95	13308	17.8	Pass
75	30.0 - 60.0% of mass 95	35291	47.3	Pass
95	Base peak, 100% relative abundance	74675	100.0	Pass
96	5.0 - 9.0% of mass 95	5009	6.71	Pass
173	Less than 2.0% of mass 174	0	0.00 (0.00) ^a	Pass
174	50.0 - 120.0% of mass 95	66048	88.4	Pass
175	5.0 - 9.0% of mass 174	5657	7.58 (8.56) ^a	Pass
176	95.0 - 101.0% of mass 174	63864	85.5 (96.7) ^a	Pass
177	5.0 - 9.0% of mass 176	4423	5.92 (6.93) ^b	Pass

(a) Value is % of mass 174

(b) Value is % of mass 176

This check applies to the following Samples, MS, MSD, Blanks, and Standards:

Lab Sample ID	Lab File ID	Date Analyzed	Time Analyzed	Hours Lapsed	Client Sample ID
V1A8480-ICV8480	1A196830.D	12/12/19	10:41	00:24	Initial cal verification 50

5.6.2
5

Instrument Performance Check (BFB)

Job Number: JD900
Account: DRAKEPET Drake Petroleum Company, Inc.
Project: GESMD: PC # 007805 Bel Air Xtra Fuels, 2476 Churchville Road, Bel Air, MD

Sample: V1A8505-BFB	Injection Date: 12/31/19
Lab File ID: 1A197402.D	Injection Time: 08:12
Instrument ID: GCMS1A	

m/e	Ion Abundance Criteria	Raw Abundance	% Relative Abundance	Pass/Fail
50	15.0 - 40.0% of mass 95	12724	18.7	Pass
75	30.0 - 60.0% of mass 95	32957	48.3	Pass
95	Base peak, 100% relative abundance	68189	100.0	Pass
96	5.0 - 9.0% of mass 95	4387	6.43	Pass
173	Less than 2.0% of mass 174	0	0.00 (0.00) ^a	Pass
174	50.0 - 120.0% of mass 95	59000	86.5	Pass
175	5.0 - 9.0% of mass 174	4358	6.39 (7.39) ^a	Pass
176	95.0 - 101.0% of mass 174	56963	83.5 (96.5) ^a	Pass
177	5.0 - 9.0% of mass 176	3604	5.29 (6.33) ^b	Pass

(a) Value is % of mass 174

(b) Value is % of mass 176

This check applies to the following Samples, MS, MSD, Blanks, and Standards:

Lab Sample ID	Lab File ID	Date Analyzed	Time Analyzed	Hours Lapsed	Client Sample ID
V1A8505-CC8480	1A197402.D	12/31/19	08:12	00:00	Continuing cal 20
V1A8505-BS	1A197404.D	12/31/19	09:29	01:17	Blank Spike
V1A8505-MB	1A197406.D	12/31/19	10:19	02:07	Method Blank
ZZZZZZ	1A197407.D	12/31/19	10:44	02:32	(unrelated sample)
ZZZZZZ	1A197408.D	12/31/19	11:08	02:56	(unrelated sample)
ZZZZZZ	1A197409.D	12/31/19	11:33	03:21	(unrelated sample)
ZZZZZZ	1A197410.D	12/31/19	11:58	03:46	(unrelated sample)
JD672-7	1A197411.D	12/31/19	12:23	04:11	(used for QC only; not part of job JD900)
JD672-13	1A197412.D	12/31/19	12:48	04:36	(used for QC only; not part of job JD900)
ZZZZZZ	1A197413.D	12/31/19	13:13	05:01	(unrelated sample)
ZZZZZZ	1A197414.D	12/31/19	13:38	05:26	(unrelated sample)
ZZZZZZ	1A197415.D	12/31/19	14:02	05:50	(unrelated sample)
ZZZZZZ	1A197416.D	12/31/19	14:27	06:15	(unrelated sample)
JD672-13MS	1A197417.D	12/31/19	14:52	06:40	Matrix Spike
JD672-7DUP	1A197419.D	12/31/19	15:42	07:30	Duplicate
ZZZZZZ	1A197420.D	12/31/19	16:07	07:55	(unrelated sample)
ZZZZZZ	1A197421.D	12/31/19	16:32	08:20	(unrelated sample)
ZZZZZZ	1A197422.D	12/31/19	16:57	08:45	(unrelated sample)
JD900-2	1A197423.D	12/31/19	17:22	09:10	MW-14
JD900-5	1A197424.D	12/31/19	17:46	09:34	MW-16D
JD900-6	1A197425.D	12/31/19	18:11	09:59	MW-17S
JD900-7	1A197426.D	12/31/19	18:36	10:24	MW-17I
JD900-8	1A197427.D	12/31/19	19:01	10:49	MW-17D
JD900-9	1A197428.D	12/31/19	19:26	11:14	RW-18

5.6.3
5

Instrument Performance Check (BFB)

Job Number: JD900

Account: DRAKEPET Drake Petroleum Company, Inc.

Project: GESMD: PC # 007805 Bel Air Xtra Fuels, 2476 Churchville Road, Bel Air, MD

Sample: VIA8505-BFB	Injection Date: 12/31/19
Lab File ID: 1A197402.D	Injection Time: 08:12
Instrument ID: GCMS1A	

Lab Sample ID	Lab File ID	Date Analyzed	Time Analyzed	Hours Lapsed	Client Sample ID
JD900-10	1A197429.D	12/31/19	19:51	11:39	RW-19

5.6.3
5

Instrument Performance Check (BFB)

Job Number: JD900

Account: DRAKEPET Drake Petroleum Company, Inc.

Project: GESMD: PC # 007805 Bel Air Xtra Fuels, 2476 Churchville Road, Bel Air, MD

Sample: V2A8621-BFB	Injection Date: 12/05/19
Lab File ID: 2A199482.D	Injection Time: 18:48
Instrument ID: GCMS2A	

m/e	Ion Abundance Criteria	Raw Abundance	% Relative Abundance	Pass/Fail
50	15.0 - 40.0% of mass 95	16748	15.7	Pass
75	30.0 - 60.0% of mass 95	49186	46.2	Pass
95	Base peak, 100% relative abundance	106416	100.0	Pass
96	5.0 - 9.0% of mass 95	7134	6.70	Pass
173	Less than 2.0% of mass 174	0	0.00 (0.00) ^a	Pass
174	50.0 - 120.0% of mass 95	82602	77.6	Pass
175	5.0 - 9.0% of mass 174	6357	5.97 (7.70) ^a	Pass
176	95.0 - 101.0% of mass 174	79413	74.6 (96.1) ^a	Pass
177	5.0 - 9.0% of mass 176	5521	5.19 (6.95) ^b	Pass

(a) Value is % of mass 174

(b) Value is % of mass 176

This check applies to the following Samples, MS, MSD, Blanks, and Standards:

Lab Sample ID	Lab File ID	Date Analyzed	Time Analyzed	Hours Lapsed	Client Sample ID
V2A8621-IC8621	2A199483.D	12/05/19	19:25	00:37	Initial cal 0.2
V2A8621-IC8621	2A199484.D	12/05/19	19:54	01:06	Initial cal 0.5
V2A8621-IC8621	2A199485.D	12/05/19	20:23	01:35	Initial cal 1
V2A8621-IC8621	2A199486.D	12/05/19	20:51	02:03	Initial cal 2
V2A8621-IC8621	2A199487.D	12/05/19	21:20	02:32	Initial cal 4
V2A8621-IC8621	2A199488.D	12/05/19	21:48	03:00	Initial cal 8
V2A8621-IC8621	2A199489.D	12/05/19	22:17	03:29	Initial cal 20
V2A8621-ICC8621	2A199490.D	12/05/19	22:46	03:58	Initial cal 50
V2A8621-IC8621	2A199491.D	12/05/19	23:15	04:27	Initial cal 100
V2A8621-IC8621	2A199492.D	12/05/19	23:44	04:56	Initial cal 200
V2A8621-ICV8621	2A199495.D	12/06/19	01:10	06:22	Initial cal verification 50
V2A8621-ICV8621	2A199496.D	12/06/19	01:38	06:50	Initial cal verification 50

Instrument Performance Check (BFB)

Job Number: JD900

Account: DRAKEPET Drake Petroleum Company, Inc.

Project: GESMD: PC # 007805 Bel Air Xtra Fuels, 2476 Churchville Road, Bel Air, MD

Sample: V2A8653-BFB	Injection Date: 01/02/20
Lab File ID: 2A200187.D	Injection Time: 08:08
Instrument ID: GCMS2A	

m/e	Ion Abundance Criteria	Raw Abundance	% Relative Abundance	Pass/Fail
50	15.0 - 40.0% of mass 95	32971	17.2	Pass
75	30.0 - 60.0% of mass 95	92541	48.3	Pass
95	Base peak, 100% relative abundance	191659	100.0	Pass
96	5.0 - 9.0% of mass 95	13165	6.87	Pass
173	Less than 2.0% of mass 174	0	0.00 (0.00) ^a	Pass
174	50.0 - 120.0% of mass 95	163008	85.1	Pass
175	5.0 - 9.0% of mass 174	11351	5.92 (6.96) ^a	Pass
176	95.0 - 101.0% of mass 174	155392	81.1 (95.3) ^a	Pass
177	5.0 - 9.0% of mass 176	10775	5.62 (6.93) ^b	Pass

(a) Value is % of mass 174

(b) Value is % of mass 176

This check applies to the following Samples, MS, MSD, Blanks, and Standards:

Lab Sample ID	Lab File ID	Date Analyzed	Time Analyzed	Hours Lapsed	Client Sample ID
V2A8653-CC8621	2A200187.D	01/02/20	08:08	00:00	Continuing cal 20
V2A8653-BS	2A200188.D	01/02/20	08:51	00:43	Blank Spike
V2A8653-MB	2A200190.D	01/02/20	09:49	01:41	Method Blank
JD900-4	2A200191.D	01/02/20	10:19	02:11	MW-16I
JD900-3	2A200192.D	01/02/20	10:48	02:40	MW-16S
ZZZZZZ	2A200193.D	01/02/20	11:18	03:10	(unrelated sample)
ZZZZZZ	2A200194.D	01/02/20	11:47	03:39	(unrelated sample)
ZZZZZZ	2A200195.D	01/02/20	12:16	04:08	(unrelated sample)
JD900-4	2A200196.D	01/02/20	12:45	04:37	MW-16I
JD900-3	2A200197.D	01/02/20	13:14	05:06	MW-16S
JD900-4MS	2A200198.D	01/02/20	13:43	05:35	Matrix Spike
JD900-4MSD	2A200199.D	01/02/20	14:12	06:04	Matrix Spike Duplicate
ZZZZZZ	2A200200.D	01/02/20	14:41	06:33	(unrelated sample)
ZZZZZZ	2A200201.D	01/02/20	15:09	07:01	(unrelated sample)
ZZZZZZ	2A200202.D	01/02/20	15:38	07:30	(unrelated sample)
ZZZZZZ	2A200203.D	01/02/20	16:06	07:58	(unrelated sample)
ZZZZZZ	2A200204.D	01/02/20	16:35	08:27	(unrelated sample)
ZZZZZZ	2A200205.D	01/02/20	17:04	08:56	(unrelated sample)
ZZZZZZ	2A200206.D	01/02/20	17:33	09:25	(unrelated sample)
ZZZZZZ	2A200207.D	01/02/20	18:02	09:54	(unrelated sample)
ZZZZZZ	2A200208.D	01/02/20	18:30	10:22	(unrelated sample)
ZZZZZZ	2A200209.D	01/02/20	18:59	10:51	(unrelated sample)
ZZZZZZ	2A200210.D	01/02/20	19:28	11:20	(unrelated sample)

5.6.5
5

Surrogate Recovery Summary

Job Number: JD900

Account: DRAKEPET Drake Petroleum Company, Inc.

Project: GESMD: PC # 007805 Bel Air Xtra Fuels, 2476 Churchville Road, Bel Air, MD

Method: SW846 8260C	Matrix: AQ
----------------------------	-------------------

Samples and QC shown here apply to the above method

Lab Sample ID	Lab File ID	S1	S2	S3	S4
JD900-2	1A197423.D	105	104	99	100
JD900-3	2A200197.D	100	110	97	100
JD900-3	2A200192.D	97	106	97	98
JD900-4	2A200196.D	97	110	97	99
JD900-4	2A200191.D	98	108	96	98
JD900-5	1A197424.D	104	105	99	100
JD900-6	1A197425.D	105	103	100	102
JD900-7	1A197426.D	104	104	101	100
JD900-8	1A197427.D	104	102	101	100
JD900-9	1A197428.D	106	104	100	101
JD900-10	1A197429.D	104	101	100	100
JD672-13MS	1A197417.D	104	100	98	98
JD672-7DUP	1A197419.D	106	103	100	99
JD900-4MS	2A200198.D	101	109	98	100
JD900-4MSD	2A200199.D	102	107	98	99
V1A8505-BS	1A197404.D	104	102	99	101
V1A8505-MB	1A197406.D	105	105	101	100
V2A8653-BS	2A200188.D	92	110	98	99
V2A8653-MB	2A200190.D	97	108	97	101

Surrogate Compounds

Recovery Limits

S1 = Dibromofluoromethane	80-120%
S2 = 1,2-Dichloroethane-D4	81-124%
S3 = Toluene-D8	80-120%
S4 = 4-Bromofluorobenzene	80-120%

5.7.1
5

GC Volatiles

QC Data Summaries

Includes the following where applicable:

- Method Blank Summaries
- Blank Spike Summaries
- Matrix Spike and Duplicate Summaries
- Surrogate Recovery Summaries

Method Blank Summary

Job Number: JD900

Account: DRAKEPET Drake Petroleum Company, Inc.

Project: GESMD: PC # 007805 Bel Air Xtra Fuels, 2476 Churchville Road, Bel Air, MD

Sample	File ID	DF	Analyzed	By	Prep Date	Prep Batch	Analytical Batch
GLM4270-MB1	LM102587.D	1	12/30/19	XPL	n/a	n/a	GLM4270

The QC reported here applies to the following samples:

Method: SW846 8015D

JD900-1, JD900-3, JD900-4, JD900-7, JD900-8

CAS No.	Compound	Result	RL	MDL	Units	Q
	TPH-GRO (C6-C10)	ND	0.20	0.10	mg/l	

CAS No.	Surrogate Recoveries	Limits
98-08-8	aaa-Trifluorotoluene	95% 55-130%

6.1.1
6

Method Blank Summary

Job Number: JD900

Account: DRAKEPET Drake Petroleum Company, Inc.

Project: GESMD: PC # 007805 Bel Air Xtra Fuels, 2476 Churchville Road, Bel Air, MD

Sample	File ID	DF	Analyzed	By	Prep Date	Prep Batch	Analytical Batch
GLM4270-MB2	LM102598.D	1	12/30/19	XPL	n/a	n/a	GLM4270

The QC reported here applies to the following samples:

Method: SW846 8015D

JD900-2, JD900-5, JD900-6, JD900-9, JD900-10

CAS No.	Compound	Result	RL	MDL	Units	Q
	TPH-GRO (C6-C10)	ND	0.20	0.10	mg/l	

CAS No.	Surrogate Recoveries	Limits
98-08-8	aaa-Trifluorotoluene	92% 55-130%

Blank Spike Summary

Job Number: JD900

Account: DRAKEPET Drake Petroleum Company, Inc.

Project: GESMD: PC # 007805 Bel Air Xtra Fuels, 2476 Churchville Road, Bel Air, MD

Sample	File ID	DF	Analyzed	By	Prep Date	Prep Batch	Analytical Batch
GLM4270-BS	LM102588.D	1	12/30/19	XPL	n/a	n/a	GLM4270

The QC reported here applies to the following samples:

Method: SW846 8015D

JD900-1, JD900-2, JD900-3, JD900-4, JD900-5, JD900-6, JD900-7, JD900-8, JD900-9, JD900-10

CAS No.	Compound	Spike mg/l	BSP mg/l	BSP %	Limits
	TPH-GRO (C6-C10)	8	8.22	103	71-132

CAS No.	Surrogate Recoveries	BSP	Limits
98-08-8	aaa-Trifluorotoluene	109%	55-130%

* = Outside of Control Limits.

Matrix Spike Summary

Job Number: JD900

Account: DRAKEPET Drake Petroleum Company, Inc.

Project: GESMD: PC # 007805 Bel Air Xtra Fuels, 2476 Churchville Road, Bel Air, MD

Sample	File ID	DF	Analyzed	By	Prep Date	Prep Batch	Analytical Batch
JD900-7MS	LM102595.D	1	12/30/19	XPL	n/a	n/a	GLM4270
JD900-7	LM102589.D	1	12/30/19	XPL	n/a	n/a	GLM4270

The QC reported here applies to the following samples:

Method: SW846 8015D

JD900-1, JD900-2, JD900-3, JD900-4, JD900-5, JD900-6, JD900-7, JD900-8, JD900-9, JD900-10

CAS No.	Compound	JD900-7 mg/l	Spike Q	mg/l	MS mg/l	MS %	Limits
	TPH-GRO (C6-C10)	ND	8	7.51	94	49-131	

CAS No.	Surrogate Recoveries	MS	JD900-7	Limits
98-08-8	aaa-Trifluorotoluene	102%	92%	55-130%

* = Outside of Control Limits.

Duplicate Summary

Job Number: JD900

Account: DRAKEPET Drake Petroleum Company, Inc.

Project: GESMD: PC # 007805 Bel Air Xtra Fuels, 2476 Churchville Road, Bel Air, MD

Sample	File ID	DF	Analyzed	By	Prep Date	Prep Batch	Analytical Batch
JD900-8DUP	LM102591.D	1	12/30/19	XPL	n/a	n/a	GLM4270
JD900-8	LM102590.D	1	12/30/19	XPL	n/a	n/a	GLM4270

The QC reported here applies to the following samples:

Method: SW846 8015D

JD900-1, JD900-2, JD900-3, JD900-4, JD900-5, JD900-6, JD900-7, JD900-8, JD900-9, JD900-10

CAS No.	Compound	JD900-8 mg/l	DUP Q	mg/l	Q	RPD	Limits
	TPH-GRO (C6-C10)	ND		ND		nc	8

CAS No.	Surrogate Recoveries	DUP	JD900-8	Limits
98-08-8	aaa-Trifluorotoluene	94%	94%	55-130%

* = Outside of Control Limits.

Surrogate Recovery Summary

Job Number: JD900

Account: DRAKEPET Drake Petroleum Company, Inc.

Project: GESMD: PC # 007805 Bel Air Xtra Fuels, 2476 Churchville Road, Bel Air, MD

Method: SW846 8015D

Matrix: AQ

Samples and QC shown here apply to the above method

Lab Sample ID	Lab File ID	S1 ^a
JD900-1	LM102594.D	105
JD900-2	LM102599.D	93
JD900-3	LM102592.D	93
JD900-4	LM102593.D	92
JD900-5	LM102600.D	93
JD900-6	LM102601.D	91
JD900-7	LM102589.D	92
JD900-8	LM102590.D	94
JD900-9	LM102602.D	92
JD900-10	LM102603.D	91
GLM4270-BS	LM102588.D	109
GLM4270-MB1	LM102587.D	95
GLM4270-MB2	LM102598.D	92
JD900-7MS	LM102595.D	102
JD900-8DUP	LM102591.D	94

Surrogate Compounds

Recovery Limits

S1 = aaa-Trifluorotoluene

55-130%

(a) Recovery from GC signal #1

GC/LC Semi-volatiles

QC Data Summaries

Includes the following where applicable:

- Method Blank Summaries
- Blank Spike Summaries
- Matrix Spike and Duplicate Summaries
- Surrogate Recovery Summaries

Method Blank Summary

Job Number: JD900

Account: DRAKEPET Drake Petroleum Company, Inc.

Project: GESMD: PC # 007805 Bel Air Xtra Fuels, 2476 Churchville Road, Bel Air, MD

Sample	File ID	DF	Analyzed	By	Prep Date	Prep Batch	Analytical Batch
OP24896-MB1	2Z78531.D	1	12/29/19	TL	12/27/19	OP24896	G2Z2978

The QC reported here applies to the following samples:

Method: SW846 8015D

JD900-1, JD900-2, JD900-3, JD900-4

CAS No.	Compound	Result	RL	MDL	Units	Q
	TPH-DRO (C10-C28)	ND	0.083	0.053	mg/l	

CAS No.	Surrogate Recoveries	Limits	
84-15-1	o-Terphenyl	64%	22-140%
438-22-2	5a-Androstane	68%	10-135%

Method Blank Summary

Job Number: JD900

Account: DRAKEPET Drake Petroleum Company, Inc.

Project: GESMD: PC # 007805 Bel Air Xtra Fuels, 2476 Churchville Road, Bel Air, MD

Sample	File ID	DF	Analyzed	By	Prep Date	Prep Batch	Analytical Batch
OP24896-MB1	2Y100533.D	1	12/29/19	TL	12/27/19	OP24896	G2Y3837

The QC reported here applies to the following samples:

Method: SW846 8015D

JD900-1, JD900-2, JD900-3, JD900-4

CAS No.	Compound	Result	RL	MDL	Units	Q
	TPH-DRO (C10-C28)	ND	0.083	0.053	mg/l	

CAS No.	Surrogate Recoveries	Limits	
84-15-1	o-Terphenyl	75%	22-140%
438-22-2	5a-Androstane	60%	10-135%

Method Blank Summary

Job Number: JD900

Account: DRAKEPET Drake Petroleum Company, Inc.

Project: GESMD: PC # 007805 Bel Air Xtra Fuels, 2476 Churchville Road, Bel Air, MD

Sample	File ID	DF	Analyzed	By	Prep Date	Prep Batch	Analytical Batch
OP24924-MB1	2Y100567.D	1	12/30/19	CP	12/30/19	OP24924	G2Y3838

The QC reported here applies to the following samples:

Method: SW846 8015D

JD900-5, JD900-6, JD900-7, JD900-8, JD900-9, JD900-10

CAS No.	Compound	Result	RL	MDL	Units	Q
	TPH-DRO (C10-C28)	ND	0.083	0.053	mg/l	

CAS No.	Surrogate Recoveries	Limits	
84-15-1	o-Terphenyl	93%	22-140%
438-22-2	5a-Androstane	72%	10-135%

Blank Spike/Blank Spike Duplicate Summary

Job Number: JD900

Account: DRAKEPET Drake Petroleum Company, Inc.

Project: GESMD: PC # 007805 Bel Air Xtra Fuels, 2476 Churchville Road, Bel Air, MD

Sample	File ID	DF	Analyzed	By	Prep Date	Prep Batch	Analytical Batch
OP24896-BS1	2Y100531.D	1	12/29/19	TL	12/27/19	OP24896	G2Y3837
OP24896-BSD	2Y100532.D	1	12/29/19	TL	12/27/19	OP24896	G2Y3837

The QC reported here applies to the following samples:

Method: SW846 8015D

JD900-1, JD900-2, JD900-3, JD900-4

CAS No.	Compound	Spike mg/l	BSP mg/l	BSP %	BSD mg/l	BSD %	RPD	Limits Rec/RPD
	TPH-DRO (C10-C28)	3.33	1.92	58	2.06	62	7	29-114/12

CAS No.	Surrogate Recoveries	BSP	BSD	Limits
84-15-1	o-Terphenyl	82%	88%	22-140%
438-22-2	5a-Androstane	60%	67%	10-135%

* = Outside of Control Limits.

7.2.1
7

Blank Spike/Blank Spike Duplicate Summary

Job Number: JD900

Account: DRAKEPET Drake Petroleum Company, Inc.

Project: GESMD: PC # 007805 Bel Air Xtra Fuels, 2476 Churchville Road, Bel Air, MD

Sample	File ID	DF	Analyzed	By	Prep Date	Prep Batch	Analytical Batch
OP24924-BS1	2Y100568.D	1	12/30/19	CP	12/30/19	OP24924	G2Y3838
OP24924-BSD	2Y100569.D	1	12/30/19	CP	12/30/19	OP24924	G2Y3838

The QC reported here applies to the following samples:

Method: SW846 8015D

JD900-5, JD900-6, JD900-7, JD900-8, JD900-9, JD900-10

CAS No.	Compound	Spike mg/l	BSP mg/l	BSP %	BSD mg/l	BSD %	RPD	Limits Rec/RPD
	TPH-DRO (C10-C28)	3.33	2.22	67	2.27	68	2	29-114/12

CAS No.	Surrogate Recoveries	BSP	BSD	Limits
84-15-1	o-Terphenyl	93%	95%	22-140%
438-22-2	5a-Androstane	72%	71%	10-135%

* = Outside of Control Limits.

7.2.2
7

Surrogate Recovery Summary

Job Number: JD900

Account: DRAKEPET Drake Petroleum Company, Inc.

Project: GESMD: PC # 007805 Bel Air Xtra Fuels, 2476 Churchville Road, Bel Air, MD

Method: SW846 8015D

Matrix: AQ

Samples and QC shown here apply to the above method

Lab Sample ID	Lab File ID	S1 ^a	S2 ^a
JD900-1	2Z78532.D	60	53
JD900-2	2Z78533.D	60	59
JD900-3	2Z78534.D	66	51
JD900-4	2Z78535.D	64	61
JD900-5	2Y100570.D	81	41
JD900-6	2Y100571.D	86	42
JD900-7	2Y100572.D	96	51
JD900-8	2Y100573.D	86	50
JD900-9	2Y100574.D	72	34
JD900-10	2Y100575.D	85	43
OP24896-BS1	2Y100531.D	82	60
OP24896-BSD	2Y100532.D	88	67
OP24896-MB1	2Z78531.D	64	68
OP24896-MB1	2Y100533.D	75	60
OP24924-BS1	2Y100568.D	93	72
OP24924-BSD	2Y100569.D	95	71
OP24924-MB1	2Y100567.D	93	72

Surrogate Compounds

Recovery Limits

S1 = o-Terphenyl
S2 = 5a-Androstane

22-140%
10-135%

(a) Recovery from GC signal #1

7.3.1
7

The results set forth herein are provided by SGS North America Inc.

e-Hardcopy 2.0
Automated Report

Technical Report for

Drake Petroleum Company, Inc.

GESMD: PC # 007805 Bel Air Xtra Fuels, 2476 Churchville Road, Bel Air, MD
0403194

SGS Job Number: JD902

Sampling Date: 12/20/19

Report to:

Groundwater & Environmental Services
1350 Blair Drive Suite A
Odenton, MD 21113
ATaylorsonCollins@GESOnline.com; midatlantic@gesonline.com;
Viktoriya.Pushkova@SGS.com; Shyanna.lawhorn@globalp.com
ATTN: Andrea Taylorson-Collins

Total number of pages in report: 77



Test results contained within this data package meet the requirements of the National Environmental Laboratory Accreditation Program and/or state specific certification programs as applicable.

Laura Degenhardt
General Manager

Client Service contact: Victoria Pushkova 732-329-0200

Certifications: NJ(12129), NY(10983), CA, CT, FL, IL, IN, KS, KY, LA, MA, MD, ME, MN, NC, OH VAP (CL0056), AK (UST-103), AZ (AZ0786), PA, RI, SC, TX, UT, VA, WV, DoD ELAP (ANAB L2248)

This report shall not be reproduced, except in its entirety, without the written approval of SGS.
Test results relate only to samples analyzed.

Table of Contents

-1-

Section 1: Sample Summary	3
Section 2: Summary of Hits	4
Section 3: Sample Results	6
3.1: JD902-1: MW-8	7
3.2: JD902-2: MW-9	12
3.3: JD902-3: MW-15S	17
3.4: JD902-4: MW-15D	22
3.5: JD902-5: MW-21S	27
3.6: JD902-6: MW-21I	32
3.7: JD902-7: MW-21D	37
Section 4: Misc. Forms	42
4.1: Chain of Custody	43
Section 5: MS Volatiles - QC Data Summaries	45
5.1: Method Blank Summary	46
5.2: Blank Spike Summary	50
5.3: Matrix Spike/Matrix Spike Duplicate Summary	54
5.4: Instrument Performance Checks (BFB)	58
5.5: Surrogate Recovery Summaries	61
Section 6: GC Volatiles - QC Data Summaries	62
6.1: Method Blank Summary	63
6.2: Blank Spike Summary	66
6.3: Matrix Spike Summary	68
6.4: Duplicate Summary	70
6.5: Surrogate Recovery Summaries	72
Section 7: GC/LC Semi-volatiles - QC Data Summaries	73
7.1: Method Blank Summary	74
7.2: Blank Spike/Blank Spike Duplicate Summary	76
7.3: Surrogate Recovery Summaries	77



Sample Summary

Drake Petroleum Company, Inc.

Job No: JD902

GESMD: PC # 007805 Bel Air Xtra Fuels, 2476 Churchville Road, Bel Air, MD

Project No: 0403194

Sample Number	Collected Date	Time By	Received	Matrix Code	Type	Client Sample ID
---------------	----------------	---------	----------	-------------	------	------------------

This report contains results reported as ND = Not detected. The following applies:
 Organics ND = Not detected above the MDL

JD902-1	12/20/19	13:00	JP	12/24/19	AQ	Ground Water	MW-8
JD902-2	12/20/19	13:30	JP	12/24/19	AQ	Ground Water	MW-9
JD902-3	12/20/19	10:15	JP	12/24/19	AQ	Ground Water	MW-15S
JD902-4	12/20/19	10:45	JP	12/24/19	AQ	Ground Water	MW-15D
JD902-5	12/20/19	12:15	JP	12/24/19	AQ	Ground Water	MW-21S
JD902-6	12/20/19	12:00	JP	12/24/19	AQ	Ground Water	MW-21I
JD902-7	12/20/19	11:45	JP	12/24/19	AQ	Ground Water	MW-21D

Summary of Hits

Job Number: JD902
Account: Drake Petroleum Company, Inc.
Project: GESMD: PC # 007805 Bel Air Xtra Fuels, 2476 Churchville Road, Bel Air, MD
Collected: 12/20/19

Lab Sample ID	Client Sample ID	Result/ Qual	RL	MDL	Units	Method
---------------	------------------	-----------------	----	-----	-------	--------

JD902-1 MW-8

Methyl Tert Butyl Ether	1.4	1.0	0.51	ug/l	SW846 8260C
-------------------------	-----	-----	------	------	-------------

JD902-2 MW-9

Methyl Tert Butyl Ether	3.8	1.0	0.51	ug/l	SW846 8260C
TPH-DRO (C10-C28)	0.252	0.083	0.053	mg/l	SW846 8015D

JD902-3 MW-15S

No hits reported in this sample.

JD902-4 MW-15D

No hits reported in this sample.

JD902-5 MW-21S

Benzene ^a	9.9	2.5	2.1	ug/l	SW846 8260C
Di-Isopropyl ether ^a	7.2 J	10	3.4	ug/l	SW846 8260C
Methyl Tert Butyl Ether	1790	50	25	ug/l	SW846 8260C
Tert Butyl Alcohol ^a	1970	50	29	ug/l	SW846 8260C
tert-Amyl Methyl Ether ^a	65.7	10	2.4	ug/l	SW846 8260C
TPH-GRO (C6-C10)	2.06	0.20	0.10	mg/l	SW846 8015D
TPH-DRO (C10-C28)	0.116	0.083	0.053	mg/l	SW846 8015D

JD902-6 MW-21I

Di-Isopropyl ether ^a	10.7 J	20	6.8	ug/l	SW846 8260C
Methyl Tert Butyl Ether	3040	100	51	ug/l	SW846 8260C
Tert Butyl Alcohol ^a	1910	100	58	ug/l	SW846 8260C
tert-Amyl Methyl Ether ^a	97.9	20	4.7	ug/l	SW846 8260C
TPH-GRO (C6-C10)	3.18	0.20	0.10	mg/l	SW846 8015D
TPH-DRO (C10-C28)	0.143	0.083	0.053	mg/l	SW846 8015D

JD902-7 MW-21D

Benzene ^a	14.8	2.5	2.1	ug/l	SW846 8260C
Di-Isopropyl ether ^a	5.2 J	10	3.4	ug/l	SW846 8260C
Methyl Tert Butyl Ether	1540	50	25	ug/l	SW846 8260C
Tert Butyl Alcohol ^a	879	50	29	ug/l	SW846 8260C
tert-Amyl Methyl Ether ^a	45.4	10	2.4	ug/l	SW846 8260C
Toluene ^a	5.7	5.0	2.7	ug/l	SW846 8260C
TPH-GRO (C6-C10)	1.65	0.20	0.10	mg/l	SW846 8015D

Summary of Hits

Job Number: JD902
Account: Drake Petroleum Company, Inc.
Project: GESMD: PC # 007805 Bel Air Xtra Fuels, 2476 Churchville Road, Bel Air, MD
Collected: 12/20/19

Lab Sample ID	Client Sample ID	Result/ Qual	RL	MDL	Units	Method
TPH-DRO (C10-C28)		0.166	0.083	0.053	mg/l	SW846 8015D

(a) Diluted due to high concentration of target compound.

Sample Results

Report of Analysis

Report of Analysis

Client Sample ID: MW-8		Date Sampled: 12/20/19
Lab Sample ID: JD902-1		Date Received: 12/24/19
Matrix: AQ - Ground Water		Percent Solids: n/a
Method: SW846 8260C		
Project: GESMD: PC # 007805 Bel Air Xtra Fuels, 2476 Churchville Road, Bel Air, MD		

Run #	File ID	DF	Analyzed	By	Prep Date	Prep Batch	Analytical Batch
Run #1	2A200179.D	1	12/31/19 16:06	CSF	n/a	n/a	V2A8652
Run #2							

Run #	Purge Volume
Run #1	5.0 ml
Run #2	

VOA Full List + Oxygenates

CAS No.	Compound	Result	RL	MDL	Units	Q
67-64-1	Acetone	ND	10	6.0	ug/l	
71-43-2	Benzene	ND	0.50	0.43	ug/l	
108-86-1	Bromobenzene	ND	1.0	0.55	ug/l	
74-97-5	Bromochloromethane	ND	1.0	0.48	ug/l	
75-27-4	Bromodichloromethane	ND	1.0	0.58	ug/l	
75-25-2	Bromoform	ND	1.0	0.63	ug/l	
74-83-9	Bromomethane	ND	2.0	1.6	ug/l	
78-93-3	2-Butanone (MEK)	ND	10	6.9	ug/l	
104-51-8	n-Butylbenzene	ND	2.0	0.52	ug/l	
135-98-8	sec-Butylbenzene	ND	2.0	0.62	ug/l	
98-06-6	tert-Butylbenzene	ND	2.0	0.69	ug/l	
56-23-5	Carbon tetrachloride	ND	1.0	0.55	ug/l	
108-90-7	Chlorobenzene	ND	1.0	0.56	ug/l	
75-00-3	Chloroethane	ND	1.0	0.73	ug/l	
67-66-3	Chloroform	ND	1.0	0.50	ug/l	
74-87-3	Chloromethane	ND	1.0	0.76	ug/l	
95-49-8	o-Chlorotoluene	ND	2.0	0.63	ug/l	
106-43-4	p-Chlorotoluene	ND	2.0	0.60	ug/l	
108-20-3	Di-Isopropyl ether	ND	2.0	0.68	ug/l	
96-12-8	1,2-Dibromo-3-chloropropane	ND	2.0	1.2	ug/l	
124-48-1	Dibromochloromethane	ND	1.0	0.56	ug/l	
106-93-4	1,2-Dibromoethane	ND	1.0	0.48	ug/l	
95-50-1	1,2-Dichlorobenzene	ND	1.0	0.53	ug/l	
541-73-1	1,3-Dichlorobenzene	ND	1.0	0.54	ug/l	
106-46-7	1,4-Dichlorobenzene	ND	1.0	0.51	ug/l	
75-71-8	Dichlorodifluoromethane	ND	2.0	1.4	ug/l	
75-34-3	1,1-Dichloroethane	ND	1.0	0.57	ug/l	
107-06-2	1,2-Dichloroethane	ND	1.0	0.60	ug/l	
75-35-4	1,1-Dichloroethene	ND	1.0	0.59	ug/l	
156-59-2	cis-1,2-Dichloroethene	ND	1.0	0.51	ug/l	
156-60-5	trans-1,2-Dichloroethene	ND	1.0	0.54	ug/l	
78-87-5	1,2-Dichloropropane	ND	1.0	0.51	ug/l	

ND = Not detected MDL = Method Detection Limit

RL = Reporting Limit

E = Indicates value exceeds calibration range

J = Indicates an estimated value

B = Indicates analyte found in associated method blank

N = Indicates presumptive evidence of a compound

Report of Analysis

Client Sample ID: MW-8	Date Sampled: 12/20/19
Lab Sample ID: JD902-1	Date Received: 12/24/19
Matrix: AQ - Ground Water	Percent Solids: n/a
Method: SW846 8260C	
Project: GESMD: PC # 007805 Bel Air Xtra Fuels, 2476 Churchville Road, Bel Air, MD	

VOA Full List + Oxygenates

CAS No.	Compound	Result	RL	MDL	Units	Q
142-28-9	1,3-Dichloropropane	ND	1.0	0.43	ug/l	
594-20-7	2,2-Dichloropropane	ND	1.0	0.52	ug/l	
563-58-6	1,1-Dichloropropene	ND	1.0	0.82	ug/l	
10061-01-5	cis-1,3-Dichloropropene	ND	1.0	0.47	ug/l	
10061-02-6	trans-1,3-Dichloropropene	ND	1.0	0.43	ug/l	
100-41-4	Ethylbenzene	ND	1.0	0.60	ug/l	
87-68-3	Hexachlorobutadiene	ND	2.0	0.56	ug/l	
98-82-8	Isopropylbenzene	ND	1.0	0.65	ug/l	
99-87-6	p-Isopropyltoluene	ND	2.0	0.66	ug/l	
1634-04-4	Methyl Tert Butyl Ether	1.4	1.0	0.51	ug/l	
108-10-1	4-Methyl-2-pentanone(MIBK)	ND	5.0	1.9	ug/l	
74-95-3	Methylene bromide	ND	1.0	0.48	ug/l	
75-09-2	Methylene chloride	ND	2.0	1.0	ug/l	
91-20-3	Naphthalene ^a	ND	5.0	2.5	ug/l	
103-65-1	n-Propylbenzene	ND	2.0	0.60	ug/l	
100-42-5	Styrene	ND	1.0	0.70	ug/l	
75-65-0	Tert Butyl Alcohol	ND	10	5.8	ug/l	
994-05-8	tert-Amyl Methyl Ether	ND	2.0	0.47	ug/l	
637-92-3	tert-Butyl Ethyl Ether	ND	2.0	0.56	ug/l	
630-20-6	1,1,1,2-Tetrachloroethane	ND	1.0	0.60	ug/l	
79-34-5	1,1,2,2-Tetrachloroethane	ND	1.0	0.65	ug/l	
127-18-4	Tetrachloroethene	ND	1.0	0.90	ug/l	
108-88-3	Toluene	ND	1.0	0.53	ug/l	
87-61-6	1,2,3-Trichlorobenzene ^a	ND	1.0	0.50	ug/l	
120-82-1	1,2,4-Trichlorobenzene	ND	1.0	0.50	ug/l	
71-55-6	1,1,1-Trichloroethane	ND	1.0	0.54	ug/l	
79-00-5	1,1,2-Trichloroethane	ND	1.0	0.53	ug/l	
79-01-6	Trichloroethene	ND	1.0	0.53	ug/l	
75-69-4	Trichlorofluoromethane	ND	2.0	0.84	ug/l	
96-18-4	1,2,3-Trichloropropane	ND	2.0	0.70	ug/l	
95-63-6	1,2,4-Trimethylbenzene	ND	2.0	1.0	ug/l	
108-67-8	1,3,5-Trimethylbenzene	ND	2.0	1.0	ug/l	
75-01-4	Vinyl chloride	ND	1.0	0.79	ug/l	
	m,p-Xylene	ND	1.0	0.78	ug/l	
95-47-6	o-Xylene	ND	1.0	0.59	ug/l	
1330-20-7	Xylene (total)	ND	1.0	0.59	ug/l	

CAS No.	Surrogate Recoveries	Run# 1	Run# 2	Limits
1868-53-7	Dibromofluoromethane	98%		80-120%

ND = Not detected MDL = Method Detection Limit

RL = Reporting Limit

E = Indicates value exceeds calibration range

J = Indicates an estimated value

B = Indicates analyte found in associated method blank

N = Indicates presumptive evidence of a compound

Report of Analysis

Client Sample ID: MW-8		Date Sampled: 12/20/19
Lab Sample ID: JD902-1		Date Received: 12/24/19
Matrix: AQ - Ground Water		Percent Solids: n/a
Method: SW846 8260C		
Project: GESMD: PC # 007805 Bel Air Xtra Fuels, 2476 Churchville Road, Bel Air, MD		

VOA Full List + Oxygenates

CAS No.	Surrogate Recoveries	Run# 1	Run# 2	Limits
17060-07-0	1,2-Dichloroethane-D4	100%		81-124%
2037-26-5	Toluene-D8	95%		80-120%
460-00-4	4-Bromofluorobenzene	99%		80-120%

(a) Associated CCV outside of control limits low.

ND = Not detected MDL = Method Detection Limit
 RL = Reporting Limit

J = Indicates an estimated value
 B = Indicates analyte found in associated method blank
 N = Indicates presumptive evidence of a compound

Report of Analysis

3.1
3

Client Sample ID: MW-8		Date Sampled: 12/20/19
Lab Sample ID: JD902-1		Date Received: 12/24/19
Matrix: AQ - Ground Water		Percent Solids: n/a
Method: SW846 8015D		
Project: GESMD: PC # 007805 Bel Air Xtra Fuels, 2476 Churchville Road, Bel Air, MD		

	File ID	DF	Analyzed	By	Prep Date	Prep Batch	Analytical Batch
Run #1	LM102559.D	1	12/27/19 12:41	XPL	n/a	n/a	GLM4268
Run #2							

	Purge Volume
Run #1	5.0 ml
Run #2	

CAS No.	Compound	Result	RL	MDL	Units	Q
	TPH-GRO (C6-C10)	ND	0.20	0.10	mg/l	
CAS No.	Surrogate Recoveries	Run# 1	Run# 2	Limits		
98-08-8	aaa-Trifluorotoluene	90%		55-130%		

ND = Not detected MDL = Method Detection Limit J = Indicates an estimated value
 RL = Reporting Limit B = Indicates analyte found in associated method blank
 E = Indicates value exceeds calibration range N = Indicates presumptive evidence of a compound

Report of Analysis

3.1
3

Client Sample ID: MW-8	Date Sampled: 12/20/19
Lab Sample ID: JD902-1	Date Received: 12/24/19
Matrix: AQ - Ground Water	Percent Solids: n/a
Method: SW846 8015D SW846 3510C	
Project: GESMD: PC # 007805 Bel Air Xtra Fuels, 2476 Churchville Road, Bel Air, MD	

	File ID	DF	Analyzed	By	Prep Date	Prep Batch	Analytical Batch
Run #1	2Y100534.D	1	12/29/19 17:40	TL	12/27/19 15:30	OP24896	G2Y3837
Run #2							

	Initial Volume	Final Volume
Run #1	300 ml	1.0 ml
Run #2		

CAS No.	Compound	Result	RL	MDL	Units	Q
	TPH-DRO (C10-C28)	ND	0.083	0.053	mg/l	
CAS No.	Surrogate Recoveries	Run# 1	Run# 2	Limits		
84-15-1	o-Terphenyl	81%		22-140%		
438-22-2	5a-Androstane	58%		10-135%		

ND = Not detected MDL = Method Detection Limit J = Indicates an estimated value
 RL = Reporting Limit B = Indicates analyte found in associated method blank
 E = Indicates value exceeds calibration range N = Indicates presumptive evidence of a compound

Report of Analysis

Client Sample ID: MW-9		Date Sampled: 12/20/19
Lab Sample ID: JD902-2		Date Received: 12/24/19
Matrix: AQ - Ground Water		Percent Solids: n/a
Method: SW846 8260C		
Project: GESMD: PC # 007805 Bel Air Xtra Fuels, 2476 Churchville Road, Bel Air, MD		

Run #	File ID	DF	Analyzed	By	Prep Date	Prep Batch	Analytical Batch
Run #1	2A200180.D	1	12/31/19 16:35	CSF	n/a	n/a	V2A8652
Run #2							

Run #	Purge Volume
Run #1	5.0 ml
Run #2	

VOA Full List + Oxygenates

CAS No.	Compound	Result	RL	MDL	Units	Q
67-64-1	Acetone	ND	10	6.0	ug/l	
71-43-2	Benzene	ND	0.50	0.43	ug/l	
108-86-1	Bromobenzene	ND	1.0	0.55	ug/l	
74-97-5	Bromochloromethane	ND	1.0	0.48	ug/l	
75-27-4	Bromodichloromethane	ND	1.0	0.58	ug/l	
75-25-2	Bromoform	ND	1.0	0.63	ug/l	
74-83-9	Bromomethane	ND	2.0	1.6	ug/l	
78-93-3	2-Butanone (MEK)	ND	10	6.9	ug/l	
104-51-8	n-Butylbenzene	ND	2.0	0.52	ug/l	
135-98-8	sec-Butylbenzene	ND	2.0	0.62	ug/l	
98-06-6	tert-Butylbenzene	ND	2.0	0.69	ug/l	
56-23-5	Carbon tetrachloride	ND	1.0	0.55	ug/l	
108-90-7	Chlorobenzene	ND	1.0	0.56	ug/l	
75-00-3	Chloroethane	ND	1.0	0.73	ug/l	
67-66-3	Chloroform	ND	1.0	0.50	ug/l	
74-87-3	Chloromethane	ND	1.0	0.76	ug/l	
95-49-8	o-Chlorotoluene	ND	2.0	0.63	ug/l	
106-43-4	p-Chlorotoluene	ND	2.0	0.60	ug/l	
108-20-3	Di-Isopropyl ether	ND	2.0	0.68	ug/l	
96-12-8	1,2-Dibromo-3-chloropropane	ND	2.0	1.2	ug/l	
124-48-1	Dibromochloromethane	ND	1.0	0.56	ug/l	
106-93-4	1,2-Dibromoethane	ND	1.0	0.48	ug/l	
95-50-1	1,2-Dichlorobenzene	ND	1.0	0.53	ug/l	
541-73-1	1,3-Dichlorobenzene	ND	1.0	0.54	ug/l	
106-46-7	1,4-Dichlorobenzene	ND	1.0	0.51	ug/l	
75-71-8	Dichlorodifluoromethane	ND	2.0	1.4	ug/l	
75-34-3	1,1-Dichloroethane	ND	1.0	0.57	ug/l	
107-06-2	1,2-Dichloroethane	ND	1.0	0.60	ug/l	
75-35-4	1,1-Dichloroethene	ND	1.0	0.59	ug/l	
156-59-2	cis-1,2-Dichloroethene	ND	1.0	0.51	ug/l	
156-60-5	trans-1,2-Dichloroethene	ND	1.0	0.54	ug/l	
78-87-5	1,2-Dichloropropane	ND	1.0	0.51	ug/l	

ND = Not detected MDL = Method Detection Limit

RL = Reporting Limit

E = Indicates value exceeds calibration range

J = Indicates an estimated value

B = Indicates analyte found in associated method blank

N = Indicates presumptive evidence of a compound

Report of Analysis

Client Sample ID: MW-9		Date Sampled: 12/20/19
Lab Sample ID: JD902-2		Date Received: 12/24/19
Matrix: AQ - Ground Water		Percent Solids: n/a
Method: SW846 8260C		
Project: GESMD: PC # 007805 Bel Air Xtra Fuels, 2476 Churchville Road, Bel Air, MD		

VOA Full List + Oxygenates

CAS No.	Surrogate Recoveries	Run# 1	Run# 2	Limits
17060-07-0	1,2-Dichloroethane-D4	104%		81-124%
2037-26-5	Toluene-D8	96%		80-120%
460-00-4	4-Bromofluorobenzene	100%		80-120%

(a) Associated CCV outside of control limits low.

ND = Not detected MDL = Method Detection Limit
 RL = Reporting Limit

J = Indicates an estimated value
 B = Indicates analyte found in associated method blank
 N = Indicates presumptive evidence of a compound

Report of Analysis

32
3

Client Sample ID: MW-9		Date Sampled: 12/20/19
Lab Sample ID: JD902-2		Date Received: 12/24/19
Matrix: AQ - Ground Water		Percent Solids: n/a
Method: SW846 8015D		
Project: GESMD: PC # 007805 Bel Air Xtra Fuels, 2476 Churchville Road, Bel Air, MD		

	File ID	DF	Analyzed	By	Prep Date	Prep Batch	Analytical Batch
Run #1	LM102560.D	1	12/27/19 13:02	XPL	n/a	n/a	GLM4268
Run #2							

	Purge Volume
Run #1	5.0 ml
Run #2	

CAS No.	Compound	Result	RL	MDL	Units	Q
	TPH-GRO (C6-C10)	ND	0.20	0.10	mg/l	
CAS No.	Surrogate Recoveries	Run# 1	Run# 2	Limits		
98-08-8	aaa-Trifluorotoluene	90%		55-130%		

ND = Not detected MDL = Method Detection Limit
 RL = Reporting Limit
 E = Indicates value exceeds calibration range

J = Indicates an estimated value
 B = Indicates analyte found in associated method blank
 N = Indicates presumptive evidence of a compound

Report of Analysis

32
3

Client Sample ID: MW-9	Date Sampled: 12/20/19
Lab Sample ID: JD902-2	Date Received: 12/24/19
Matrix: AQ - Ground Water	Percent Solids: n/a
Method: SW846 8015D SW846 3510C	
Project: GESMD: PC # 007805 Bel Air Xtra Fuels, 2476 Churchville Road, Bel Air, MD	

	File ID	DF	Analyzed	By	Prep Date	Prep Batch	Analytical Batch
Run #1	2Y100535.D	1	12/29/19 18:14	TL	12/27/19 15:30	OP24896	G2Y3837
Run #2							

	Initial Volume	Final Volume
Run #1	300 ml	1.0 ml
Run #2		

CAS No.	Compound	Result	RL	MDL	Units	Q
	TPH-DRO (C10-C28)	0.252	0.083	0.053	mg/l	
CAS No.	Surrogate Recoveries	Run# 1	Run# 2	Limits		
84-15-1	o-Terphenyl	75%		22-140%		
438-22-2	5a-Androstane	52%		10-135%		

ND = Not detected MDL = Method Detection Limit J = Indicates an estimated value
 RL = Reporting Limit B = Indicates analyte found in associated method blank
 E = Indicates value exceeds calibration range N = Indicates presumptive evidence of a compound

Report of Analysis

Client Sample ID: MW-15S		Date Sampled: 12/20/19
Lab Sample ID: JD902-3		Date Received: 12/24/19
Matrix: AQ - Ground Water		Percent Solids: n/a
Method: SW846 8260C		
Project: GESMD: PC # 007805 Bel Air Xtra Fuels, 2476 Churchville Road, Bel Air, MD		

Run #1	File ID	DF	Analyzed	By	Prep Date	Prep Batch	Analytical Batch
Run #1	2A200181.D	1	12/31/19 17:04	CSF	n/a	n/a	V2A8652
Run #2							

Run #1	Purge Volume
Run #1	5.0 ml
Run #2	

VOA Full List + Oxygenates

CAS No.	Compound	Result	RL	MDL	Units	Q
67-64-1	Acetone	ND	10	6.0	ug/l	
71-43-2	Benzene	ND	0.50	0.43	ug/l	
108-86-1	Bromobenzene	ND	1.0	0.55	ug/l	
74-97-5	Bromochloromethane	ND	1.0	0.48	ug/l	
75-27-4	Bromodichloromethane	ND	1.0	0.58	ug/l	
75-25-2	Bromoform	ND	1.0	0.63	ug/l	
74-83-9	Bromomethane	ND	2.0	1.6	ug/l	
78-93-3	2-Butanone (MEK)	ND	10	6.9	ug/l	
104-51-8	n-Butylbenzene	ND	2.0	0.52	ug/l	
135-98-8	sec-Butylbenzene	ND	2.0	0.62	ug/l	
98-06-6	tert-Butylbenzene	ND	2.0	0.69	ug/l	
56-23-5	Carbon tetrachloride	ND	1.0	0.55	ug/l	
108-90-7	Chlorobenzene	ND	1.0	0.56	ug/l	
75-00-3	Chloroethane	ND	1.0	0.73	ug/l	
67-66-3	Chloroform	ND	1.0	0.50	ug/l	
74-87-3	Chloromethane	ND	1.0	0.76	ug/l	
95-49-8	o-Chlorotoluene	ND	2.0	0.63	ug/l	
106-43-4	p-Chlorotoluene	ND	2.0	0.60	ug/l	
108-20-3	Di-Isopropyl ether	ND	2.0	0.68	ug/l	
96-12-8	1,2-Dibromo-3-chloropropane	ND	2.0	1.2	ug/l	
124-48-1	Dibromochloromethane	ND	1.0	0.56	ug/l	
106-93-4	1,2-Dibromoethane	ND	1.0	0.48	ug/l	
95-50-1	1,2-Dichlorobenzene	ND	1.0	0.53	ug/l	
541-73-1	1,3-Dichlorobenzene	ND	1.0	0.54	ug/l	
106-46-7	1,4-Dichlorobenzene	ND	1.0	0.51	ug/l	
75-71-8	Dichlorodifluoromethane	ND	2.0	1.4	ug/l	
75-34-3	1,1-Dichloroethane	ND	1.0	0.57	ug/l	
107-06-2	1,2-Dichloroethane	ND	1.0	0.60	ug/l	
75-35-4	1,1-Dichloroethene	ND	1.0	0.59	ug/l	
156-59-2	cis-1,2-Dichloroethene	ND	1.0	0.51	ug/l	
156-60-5	trans-1,2-Dichloroethene	ND	1.0	0.54	ug/l	
78-87-5	1,2-Dichloropropane	ND	1.0	0.51	ug/l	

ND = Not detected MDL = Method Detection Limit

RL = Reporting Limit

E = Indicates value exceeds calibration range

J = Indicates an estimated value

B = Indicates analyte found in associated method blank

N = Indicates presumptive evidence of a compound

Report of Analysis

Client Sample ID:	MW-15S	Date Sampled:	12/20/19
Lab Sample ID:	JD902-3	Date Received:	12/24/19
Matrix:	AQ - Ground Water	Percent Solids:	n/a
Method:	SW846 8260C		
Project:	GESMD: PC # 007805 Bel Air Xtra Fuels, 2476 Churchville Road, Bel Air, MD		

VOA Full List + Oxygenates

CAS No.	Compound	Result	RL	MDL	Units	Q
142-28-9	1,3-Dichloropropane	ND	1.0	0.43	ug/l	
594-20-7	2,2-Dichloropropane	ND	1.0	0.52	ug/l	
563-58-6	1,1-Dichloropropene	ND	1.0	0.82	ug/l	
10061-01-5	cis-1,3-Dichloropropene	ND	1.0	0.47	ug/l	
10061-02-6	trans-1,3-Dichloropropene	ND	1.0	0.43	ug/l	
100-41-4	Ethylbenzene	ND	1.0	0.60	ug/l	
87-68-3	Hexachlorobutadiene	ND	2.0	0.56	ug/l	
98-82-8	Isopropylbenzene	ND	1.0	0.65	ug/l	
99-87-6	p-Isopropyltoluene	ND	2.0	0.66	ug/l	
1634-04-4	Methyl Tert Butyl Ether	ND	1.0	0.51	ug/l	
108-10-1	4-Methyl-2-pentanone(MIBK)	ND	5.0	1.9	ug/l	
74-95-3	Methylene bromide	ND	1.0	0.48	ug/l	
75-09-2	Methylene chloride	ND	2.0	1.0	ug/l	
91-20-3	Naphthalene ^a	ND	5.0	2.5	ug/l	
103-65-1	n-Propylbenzene	ND	2.0	0.60	ug/l	
100-42-5	Styrene	ND	1.0	0.70	ug/l	
75-65-0	Tert Butyl Alcohol	ND	10	5.8	ug/l	
994-05-8	tert-Amyl Methyl Ether	ND	2.0	0.47	ug/l	
637-92-3	tert-Butyl Ethyl Ether	ND	2.0	0.56	ug/l	
630-20-6	1,1,1,2-Tetrachloroethane	ND	1.0	0.60	ug/l	
79-34-5	1,1,2,2-Tetrachloroethane	ND	1.0	0.65	ug/l	
127-18-4	Tetrachloroethene	ND	1.0	0.90	ug/l	
108-88-3	Toluene	ND	1.0	0.53	ug/l	
87-61-6	1,2,3-Trichlorobenzene ^a	ND	1.0	0.50	ug/l	
120-82-1	1,2,4-Trichlorobenzene	ND	1.0	0.50	ug/l	
71-55-6	1,1,1-Trichloroethane	ND	1.0	0.54	ug/l	
79-00-5	1,1,2-Trichloroethane	ND	1.0	0.53	ug/l	
79-01-6	Trichloroethene	ND	1.0	0.53	ug/l	
75-69-4	Trichlorofluoromethane	ND	2.0	0.84	ug/l	
96-18-4	1,2,3-Trichloropropane	ND	2.0	0.70	ug/l	
95-63-6	1,2,4-Trimethylbenzene	ND	2.0	1.0	ug/l	
108-67-8	1,3,5-Trimethylbenzene	ND	2.0	1.0	ug/l	
75-01-4	Vinyl chloride	ND	1.0	0.79	ug/l	
	m,p-Xylene	ND	1.0	0.78	ug/l	
95-47-6	o-Xylene	ND	1.0	0.59	ug/l	
1330-20-7	Xylene (total)	ND	1.0	0.59	ug/l	

CAS No.	Surrogate Recoveries	Run# 1	Run# 2	Limits
1868-53-7	Dibromofluoromethane	99%		80-120%

ND = Not detected MDL = Method Detection Limit

RL = Reporting Limit

E = Indicates value exceeds calibration range

J = Indicates an estimated value

B = Indicates analyte found in associated method blank

N = Indicates presumptive evidence of a compound

Report of Analysis

Client Sample ID: MW-15S		Date Sampled: 12/20/19
Lab Sample ID: JD902-3		Date Received: 12/24/19
Matrix: AQ - Ground Water		Percent Solids: n/a
Method: SW846 8260C		
Project: GESMD: PC # 007805 Bel Air Xtra Fuels, 2476 Churchville Road, Bel Air, MD		

VOA Full List + Oxygenates

CAS No.	Surrogate Recoveries	Run# 1	Run# 2	Limits
17060-07-0	1,2-Dichloroethane-D4	104%		81-124%
2037-26-5	Toluene-D8	96%		80-120%
460-00-4	4-Bromofluorobenzene	99%		80-120%

(a) Associated CCV outside of control limits low.

ND = Not detected MDL = Method Detection Limit
 RL = Reporting Limit

J = Indicates an estimated value
 B = Indicates analyte found in associated method blank
 N = Indicates presumptive evidence of a compound

Report of Analysis

Client Sample ID: MW-15S		Date Sampled: 12/20/19
Lab Sample ID: JD902-3		Date Received: 12/24/19
Matrix: AQ - Ground Water		Percent Solids: n/a
Method: SW846 8015D		
Project: GESMD: PC # 007805 Bel Air Xtra Fuels, 2476 Churchville Road, Bel Air, MD		

	File ID	DF	Analyzed	By	Prep Date	Prep Batch	Analytical Batch
Run #1	LM102561.D	1	12/27/19 13:31	XPL	n/a	n/a	GLM4268
Run #2							

	Purge Volume
Run #1	5.0 ml
Run #2	

CAS No.	Compound	Result	RL	MDL	Units	Q
	TPH-GRO (C6-C10)	ND	0.20	0.10	mg/l	
CAS No.	Surrogate Recoveries	Run# 1	Run# 2	Limits		
98-08-8	aaa-Trifluorotoluene	90%		55-130%		

ND = Not detected MDL = Method Detection Limit J = Indicates an estimated value
 RL = Reporting Limit B = Indicates analyte found in associated method blank
 E = Indicates value exceeds calibration range N = Indicates presumptive evidence of a compound

Report of Analysis

Client Sample ID: MW-15S		Date Sampled: 12/20/19
Lab Sample ID: JD902-3		Date Received: 12/24/19
Matrix: AQ - Ground Water		Percent Solids: n/a
Method: SW846 8015D SW846 3510C		
Project: GESMD: PC # 007805 Bel Air Xtra Fuels, 2476 Churchville Road, Bel Air, MD		

	File ID	DF	Analyzed	By	Prep Date	Prep Batch	Analytical Batch
Run #1	2Y100536.D	1	12/29/19 18:48	TL	12/27/19 15:30	OP24896	G2Y3837
Run #2							

	Initial Volume	Final Volume
Run #1	300 ml	1.0 ml
Run #2		

CAS No.	Compound	Result	RL	MDL	Units	Q
	TPH-DRO (C10-C28)	ND	0.083	0.053	mg/l	
CAS No.	Surrogate Recoveries	Run# 1	Run# 2	Limits		
84-15-1	o-Terphenyl	70%		22-140%		
438-22-2	5a-Androstane	48%		10-135%		

ND = Not detected MDL = Method Detection Limit J = Indicates an estimated value
 RL = Reporting Limit B = Indicates analyte found in associated method blank
 E = Indicates value exceeds calibration range N = Indicates presumptive evidence of a compound

Report of Analysis

Client Sample ID: MW-15D		Date Sampled: 12/20/19
Lab Sample ID: JD902-4		Date Received: 12/24/19
Matrix: AQ - Ground Water		Percent Solids: n/a
Method: SW846 8260C		
Project: GESMD: PC # 007805 Bel Air Xtra Fuels, 2476 Churchville Road, Bel Air, MD		

Run #	File ID	DF	Analyzed	By	Prep Date	Prep Batch	Analytical Batch
Run #1	2A200182.D	1	12/31/19 17:33	CSF	n/a	n/a	V2A8652
Run #2							

Run #	Purge Volume
Run #1	5.0 ml
Run #2	

VOA Full List + Oxygenates

CAS No.	Compound	Result	RL	MDL	Units	Q
67-64-1	Acetone	ND	10	6.0	ug/l	
71-43-2	Benzene	ND	0.50	0.43	ug/l	
108-86-1	Bromobenzene	ND	1.0	0.55	ug/l	
74-97-5	Bromochloromethane	ND	1.0	0.48	ug/l	
75-27-4	Bromodichloromethane	ND	1.0	0.58	ug/l	
75-25-2	Bromoform	ND	1.0	0.63	ug/l	
74-83-9	Bromomethane	ND	2.0	1.6	ug/l	
78-93-3	2-Butanone (MEK)	ND	10	6.9	ug/l	
104-51-8	n-Butylbenzene	ND	2.0	0.52	ug/l	
135-98-8	sec-Butylbenzene	ND	2.0	0.62	ug/l	
98-06-6	tert-Butylbenzene	ND	2.0	0.69	ug/l	
56-23-5	Carbon tetrachloride	ND	1.0	0.55	ug/l	
108-90-7	Chlorobenzene	ND	1.0	0.56	ug/l	
75-00-3	Chloroethane	ND	1.0	0.73	ug/l	
67-66-3	Chloroform	ND	1.0	0.50	ug/l	
74-87-3	Chloromethane	ND	1.0	0.76	ug/l	
95-49-8	o-Chlorotoluene	ND	2.0	0.63	ug/l	
106-43-4	p-Chlorotoluene	ND	2.0	0.60	ug/l	
108-20-3	Di-Isopropyl ether	ND	2.0	0.68	ug/l	
96-12-8	1,2-Dibromo-3-chloropropane	ND	2.0	1.2	ug/l	
124-48-1	Dibromochloromethane	ND	1.0	0.56	ug/l	
106-93-4	1,2-Dibromoethane	ND	1.0	0.48	ug/l	
95-50-1	1,2-Dichlorobenzene	ND	1.0	0.53	ug/l	
541-73-1	1,3-Dichlorobenzene	ND	1.0	0.54	ug/l	
106-46-7	1,4-Dichlorobenzene	ND	1.0	0.51	ug/l	
75-71-8	Dichlorodifluoromethane	ND	2.0	1.4	ug/l	
75-34-3	1,1-Dichloroethane	ND	1.0	0.57	ug/l	
107-06-2	1,2-Dichloroethane	ND	1.0	0.60	ug/l	
75-35-4	1,1-Dichloroethene	ND	1.0	0.59	ug/l	
156-59-2	cis-1,2-Dichloroethene	ND	1.0	0.51	ug/l	
156-60-5	trans-1,2-Dichloroethene	ND	1.0	0.54	ug/l	
78-87-5	1,2-Dichloropropane	ND	1.0	0.51	ug/l	

ND = Not detected MDL = Method Detection Limit

J = Indicates an estimated value

RL = Reporting Limit

B = Indicates analyte found in associated method blank

E = Indicates value exceeds calibration range

N = Indicates presumptive evidence of a compound

Report of Analysis

Client Sample ID:	MW-15D	Date Sampled:	12/20/19
Lab Sample ID:	JD902-4	Date Received:	12/24/19
Matrix:	AQ - Ground Water	Percent Solids:	n/a
Method:	SW846 8260C		
Project:	GESMD: PC # 007805 Bel Air Xtra Fuels, 2476 Churchville Road, Bel Air, MD		

VOA Full List + Oxygenates

CAS No.	Compound	Result	RL	MDL	Units	Q
142-28-9	1,3-Dichloropropane	ND	1.0	0.43	ug/l	
594-20-7	2,2-Dichloropropane	ND	1.0	0.52	ug/l	
563-58-6	1,1-Dichloropropene	ND	1.0	0.82	ug/l	
10061-01-5	cis-1,3-Dichloropropene	ND	1.0	0.47	ug/l	
10061-02-6	trans-1,3-Dichloropropene	ND	1.0	0.43	ug/l	
100-41-4	Ethylbenzene	ND	1.0	0.60	ug/l	
87-68-3	Hexachlorobutadiene	ND	2.0	0.56	ug/l	
98-82-8	Isopropylbenzene	ND	1.0	0.65	ug/l	
99-87-6	p-Isopropyltoluene	ND	2.0	0.66	ug/l	
1634-04-4	Methyl Tert Butyl Ether	ND	1.0	0.51	ug/l	
108-10-1	4-Methyl-2-pentanone(MIBK)	ND	5.0	1.9	ug/l	
74-95-3	Methylene bromide	ND	1.0	0.48	ug/l	
75-09-2	Methylene chloride	ND	2.0	1.0	ug/l	
91-20-3	Naphthalene ^a	ND	5.0	2.5	ug/l	
103-65-1	n-Propylbenzene	ND	2.0	0.60	ug/l	
100-42-5	Styrene	ND	1.0	0.70	ug/l	
75-65-0	Tert Butyl Alcohol	ND	10	5.8	ug/l	
994-05-8	tert-Amyl Methyl Ether	ND	2.0	0.47	ug/l	
637-92-3	tert-Butyl Ethyl Ether	ND	2.0	0.56	ug/l	
630-20-6	1,1,1,2-Tetrachloroethane	ND	1.0	0.60	ug/l	
79-34-5	1,1,2,2-Tetrachloroethane	ND	1.0	0.65	ug/l	
127-18-4	Tetrachloroethene	ND	1.0	0.90	ug/l	
108-88-3	Toluene	ND	1.0	0.53	ug/l	
87-61-6	1,2,3-Trichlorobenzene ^a	ND	1.0	0.50	ug/l	
120-82-1	1,2,4-Trichlorobenzene	ND	1.0	0.50	ug/l	
71-55-6	1,1,1-Trichloroethane	ND	1.0	0.54	ug/l	
79-00-5	1,1,2-Trichloroethane	ND	1.0	0.53	ug/l	
79-01-6	Trichloroethene	ND	1.0	0.53	ug/l	
75-69-4	Trichlorofluoromethane	ND	2.0	0.84	ug/l	
96-18-4	1,2,3-Trichloropropane	ND	2.0	0.70	ug/l	
95-63-6	1,2,4-Trimethylbenzene	ND	2.0	1.0	ug/l	
108-67-8	1,3,5-Trimethylbenzene	ND	2.0	1.0	ug/l	
75-01-4	Vinyl chloride	ND	1.0	0.79	ug/l	
	m,p-Xylene	ND	1.0	0.78	ug/l	
95-47-6	o-Xylene	ND	1.0	0.59	ug/l	
1330-20-7	Xylene (total)	ND	1.0	0.59	ug/l	

CAS No.	Surrogate Recoveries	Run# 1	Run# 2	Limits
1868-53-7	Dibromofluoromethane	100%		80-120%

ND = Not detected MDL = Method Detection Limit

RL = Reporting Limit

E = Indicates value exceeds calibration range

J = Indicates an estimated value

B = Indicates analyte found in associated method blank

N = Indicates presumptive evidence of a compound

Report of Analysis

Client Sample ID: MW-15D		Date Sampled: 12/20/19
Lab Sample ID: JD902-4		Date Received: 12/24/19
Matrix: AQ - Ground Water		Percent Solids: n/a
Method: SW846 8260C		
Project: GESMD: PC # 007805 Bel Air Xtra Fuels, 2476 Churchville Road, Bel Air, MD		

VOA Full List + Oxygenates

CAS No.	Surrogate Recoveries	Run# 1	Run# 2	Limits
17060-07-0	1,2-Dichloroethane-D4	106%		81-124%
2037-26-5	Toluene-D8	96%		80-120%
460-00-4	4-Bromofluorobenzene	100%		80-120%

(a) Associated CCV outside of control limits low.

ND = Not detected MDL = Method Detection Limit
 RL = Reporting Limit
 E = Indicates value exceeds calibration range

J = Indicates an estimated value
 B = Indicates analyte found in associated method blank
 N = Indicates presumptive evidence of a compound

Report of Analysis

3.4
3

Client Sample ID: MW-15D		Date Sampled: 12/20/19
Lab Sample ID: JD902-4		Date Received: 12/24/19
Matrix: AQ - Ground Water		Percent Solids: n/a
Method: SW846 8015D		
Project: GESMD: PC # 007805 Bel Air Xtra Fuels, 2476 Churchville Road, Bel Air, MD		

	File ID	DF	Analyzed	By	Prep Date	Prep Batch	Analytical Batch
Run #1	LM102562.D	1	12/27/19 13:53	XPL	n/a	n/a	GLM4268
Run #2							

	Purge Volume
Run #1	5.0 ml
Run #2	

CAS No.	Compound	Result	RL	MDL	Units	Q
	TPH-GRO (C6-C10)	ND	0.20	0.10	mg/l	
CAS No.	Surrogate Recoveries	Run# 1	Run# 2	Limits		
98-08-8	aaa-Trifluorotoluene	89%		55-130%		

ND = Not detected MDL = Method Detection Limit J = Indicates an estimated value
 RL = Reporting Limit B = Indicates analyte found in associated method blank
 E = Indicates value exceeds calibration range N = Indicates presumptive evidence of a compound

Report of Analysis

3.4
3

Client Sample ID: MW-15D		Date Sampled: 12/20/19
Lab Sample ID: JD902-4		Date Received: 12/24/19
Matrix: AQ - Ground Water		Percent Solids: n/a
Method: SW846 8015D SW846 3510C		
Project: GESMD: PC # 007805 Bel Air Xtra Fuels, 2476 Churchville Road, Bel Air, MD		

	File ID	DF	Analyzed	By	Prep Date	Prep Batch	Analytical Batch
Run #1	2Y100537.D	1	12/29/19 19:22	TL	12/27/19 15:30	OP24896	G2Y3837
Run #2							

	Initial Volume	Final Volume
Run #1	300 ml	1.0 ml
Run #2		

CAS No.	Compound	Result	RL	MDL	Units	Q
	TPH-DRO (C10-C28)	ND	0.083	0.053	mg/l	
CAS No.	Surrogate Recoveries	Run# 1	Run# 2	Limits		
84-15-1	o-Terphenyl	27%		22-140%		
438-22-2	5a-Androstane	19%		10-135%		

ND = Not detected MDL = Method Detection Limit J = Indicates an estimated value
 RL = Reporting Limit B = Indicates analyte found in associated method blank
 E = Indicates value exceeds calibration range N = Indicates presumptive evidence of a compound

Report of Analysis

Client Sample ID: MW-21S		
Lab Sample ID: JD902-5		Date Sampled: 12/20/19
Matrix: AQ - Ground Water		Date Received: 12/24/19
Method: SW846 8260C		Percent Solids: n/a
Project: GESMD: PC # 007805 Bel Air Xtra Fuels, 2476 Churchville Road, Bel Air, MD		

	File ID	DF	Analyzed	By	Prep Date	Prep Batch	Analytical Batch
Run #1 ^a	2A200183.D	5	12/31/19 18:02	CSF	n/a	n/a	V2A8652
Run #2	2A200193.D	50	01/02/20 11:18	CSF	n/a	n/a	V2A8653

	Purge Volume
Run #1	5.0 ml
Run #2	5.0 ml

VOA Full List + Oxygenates

CAS No.	Compound	Result	RL	MDL	Units	Q
67-64-1	Acetone	ND	50	30	ug/l	
71-43-2	Benzene	9.9	2.5	2.1	ug/l	
108-86-1	Bromobenzene	ND	5.0	2.7	ug/l	
74-97-5	Bromochloromethane	ND	5.0	2.4	ug/l	
75-27-4	Bromodichloromethane	ND	5.0	2.9	ug/l	
75-25-2	Bromoform	ND	5.0	3.2	ug/l	
74-83-9	Bromomethane	ND	10	8.2	ug/l	
78-93-3	2-Butanone (MEK)	ND	50	34	ug/l	
104-51-8	n-Butylbenzene	ND	10	2.6	ug/l	
135-98-8	sec-Butylbenzene	ND	10	3.1	ug/l	
98-06-6	tert-Butylbenzene	ND	10	3.4	ug/l	
56-23-5	Carbon tetrachloride	ND	5.0	2.8	ug/l	
108-90-7	Chlorobenzene	ND	5.0	2.8	ug/l	
75-00-3	Chloroethane	ND	5.0	3.6	ug/l	
67-66-3	Chloroform	ND	5.0	2.5	ug/l	
74-87-3	Chloromethane	ND	5.0	3.8	ug/l	
95-49-8	o-Chlorotoluene	ND	10	3.2	ug/l	
106-43-4	p-Chlorotoluene	ND	10	3.0	ug/l	
108-20-3	Di-Isopropyl ether	7.2	10	3.4	ug/l	J
96-12-8	1,2-Dibromo-3-chloropropane	ND	10	6.0	ug/l	
124-48-1	Dibromochloromethane	ND	5.0	2.8	ug/l	
106-93-4	1,2-Dibromoethane	ND	5.0	2.4	ug/l	
95-50-1	1,2-Dichlorobenzene	ND	5.0	2.7	ug/l	
541-73-1	1,3-Dichlorobenzene	ND	5.0	2.7	ug/l	
106-46-7	1,4-Dichlorobenzene	ND	5.0	2.5	ug/l	
75-71-8	Dichlorodifluoromethane	ND	10	6.8	ug/l	
75-34-3	1,1-Dichloroethane	ND	5.0	2.8	ug/l	
107-06-2	1,2-Dichloroethane	ND	5.0	3.0	ug/l	
75-35-4	1,1-Dichloroethene	ND	5.0	3.0	ug/l	
156-59-2	cis-1,2-Dichloroethene	ND	5.0	2.5	ug/l	
156-60-5	trans-1,2-Dichloroethene	ND	5.0	2.7	ug/l	
78-87-5	1,2-Dichloropropane	ND	5.0	2.5	ug/l	

ND = Not detected MDL = Method Detection Limit J = Indicates an estimated value
 RL = Reporting Limit B = Indicates analyte found in associated method blank
 E = Indicates value exceeds calibration range N = Indicates presumptive evidence of a compound

Report of Analysis

Client Sample ID: MW-21S	
Lab Sample ID: JD902-5	Date Sampled: 12/20/19
Matrix: AQ - Ground Water	Date Received: 12/24/19
Method: SW846 8260C	Percent Solids: n/a
Project: GESMD: PC # 007805 Bel Air Xtra Fuels, 2476 Churchville Road, Bel Air, MD	

VOA Full List + Oxygenates

CAS No.	Surrogate Recoveries	Run# 1	Run# 2	Limits
17060-07-0	1,2-Dichloroethane-D4	107%	108%	81-124%
2037-26-5	Toluene-D8	95%	96%	80-120%
460-00-4	4-Bromofluorobenzene	99%	100%	80-120%

- (a) Diluted due to high concentration of target compound.
- (b) Result is from Run# 2
- (c) Associated CCV outside of control limits low.

ND = Not detected MDL = Method Detection Limit
 RL = Reporting Limit

J = Indicates an estimated value
 B = Indicates analyte found in associated method blank
 N = Indicates presumptive evidence of a compound

Report of Analysis

3.5
3

Client Sample ID: MW-21S		Date Sampled: 12/20/19
Lab Sample ID: JD902-5		Date Received: 12/24/19
Matrix: AQ - Ground Water		Percent Solids: n/a
Method: SW846 8015D		
Project: GESMD: PC # 007805 Bel Air Xtra Fuels, 2476 Churchville Road, Bel Air, MD		

	File ID	DF	Analyzed	By	Prep Date	Prep Batch	Analytical Batch
Run #1	LM102627.D	1	12/31/19 10:02	XPL	n/a	n/a	GLM4271
Run #2							

	Purge Volume
Run #1	5.0 ml
Run #2	

CAS No.	Compound	Result	RL	MDL	Units	Q
	TPH-GRO (C6-C10)	2.06	0.20	0.10	mg/l	
CAS No.	Surrogate Recoveries	Run# 1	Run# 2	Limits		
98-08-8	aaa-Trifluorotoluene	86%		55-130%		

ND = Not detected MDL = Method Detection Limit J = Indicates an estimated value
 RL = Reporting Limit B = Indicates analyte found in associated method blank
 E = Indicates value exceeds calibration range N = Indicates presumptive evidence of a compound

Report of Analysis

3.5
3

Client Sample ID: MW-21S		Date Sampled: 12/20/19
Lab Sample ID: JD902-5		Date Received: 12/24/19
Matrix: AQ - Ground Water		Percent Solids: n/a
Method: SW846 8015D SW846 3510C		
Project: GESMD: PC # 007805 Bel Air Xtra Fuels, 2476 Churchville Road, Bel Air, MD		

	File ID	DF	Analyzed	By	Prep Date	Prep Batch	Analytical Batch
Run #1	2Y100538.D	1	12/29/19 19:56	TL	12/27/19 15:30	OP24896	G2Y3837
Run #2							

	Initial Volume	Final Volume
Run #1	300 ml	1.0 ml
Run #2		

CAS No.	Compound	Result	RL	MDL	Units	Q
	TPH-DRO (C10-C28)	0.116	0.083	0.053	mg/l	
CAS No.	Surrogate Recoveries	Run# 1	Run# 2	Limits		
84-15-1	o-Terphenyl	69%		22-140%		
438-22-2	5a-Androstane	34%		10-135%		

ND = Not detected MDL = Method Detection Limit J = Indicates an estimated value
 RL = Reporting Limit B = Indicates analyte found in associated method blank
 E = Indicates value exceeds calibration range N = Indicates presumptive evidence of a compound

Report of Analysis

Client Sample ID: MW-211		
Lab Sample ID: JD902-6		Date Sampled: 12/20/19
Matrix: AQ - Ground Water		Date Received: 12/24/19
Method: SW846 8260C		Percent Solids: n/a
Project: GESMD: PC # 007805 Bel Air Xtra Fuels, 2476 Churchville Road, Bel Air, MD		

	File ID	DF	Analyzed	By	Prep Date	Prep Batch	Analytical Batch
Run #1 ^a	2A200184.D	10	12/31/19 18:31	CSF	n/a	n/a	V2A8652
Run #2	2A200194.D	100	01/02/20 11:47	CSF	n/a	n/a	V2A8653

	Purge Volume
Run #1	5.0 ml
Run #2	5.0 ml

VOA Full List + Oxygenates

CAS No.	Compound	Result	RL	MDL	Units	Q
67-64-1	Acetone	ND	100	60	ug/l	
71-43-2	Benzene	ND	5.0	4.3	ug/l	
108-86-1	Bromobenzene	ND	10	5.5	ug/l	
74-97-5	Bromochloromethane	ND	10	4.8	ug/l	
75-27-4	Bromodichloromethane	ND	10	5.8	ug/l	
75-25-2	Bromoform	ND	10	6.3	ug/l	
74-83-9	Bromomethane	ND	20	16	ug/l	
78-93-3	2-Butanone (MEK)	ND	100	69	ug/l	
104-51-8	n-Butylbenzene	ND	20	5.2	ug/l	
135-98-8	sec-Butylbenzene	ND	20	6.2	ug/l	
98-06-6	tert-Butylbenzene	ND	20	6.9	ug/l	
56-23-5	Carbon tetrachloride	ND	10	5.5	ug/l	
108-90-7	Chlorobenzene	ND	10	5.6	ug/l	
75-00-3	Chloroethane	ND	10	7.3	ug/l	
67-66-3	Chloroform	ND	10	5.0	ug/l	
74-87-3	Chloromethane	ND	10	7.6	ug/l	
95-49-8	o-Chlorotoluene	ND	20	6.3	ug/l	
106-43-4	p-Chlorotoluene	ND	20	6.0	ug/l	
108-20-3	Di-Isopropyl ether	10.7	20	6.8	ug/l	J
96-12-8	1,2-Dibromo-3-chloropropane	ND	20	12	ug/l	
124-48-1	Dibromochloromethane	ND	10	5.6	ug/l	
106-93-4	1,2-Dibromoethane	ND	10	4.8	ug/l	
95-50-1	1,2-Dichlorobenzene	ND	10	5.3	ug/l	
541-73-1	1,3-Dichlorobenzene	ND	10	5.4	ug/l	
106-46-7	1,4-Dichlorobenzene	ND	10	5.1	ug/l	
75-71-8	Dichlorodifluoromethane	ND	20	14	ug/l	
75-34-3	1,1-Dichloroethane	ND	10	5.7	ug/l	
107-06-2	1,2-Dichloroethane	ND	10	6.0	ug/l	
75-35-4	1,1-Dichloroethene	ND	10	5.9	ug/l	
156-59-2	cis-1,2-Dichloroethene	ND	10	5.1	ug/l	
156-60-5	trans-1,2-Dichloroethene	ND	10	5.4	ug/l	
78-87-5	1,2-Dichloropropane	ND	10	5.1	ug/l	

ND = Not detected MDL = Method Detection Limit J = Indicates an estimated value
 RL = Reporting Limit B = Indicates analyte found in associated method blank
 E = Indicates value exceeds calibration range N = Indicates presumptive evidence of a compound

Report of Analysis

Client Sample ID: MW-211		Date Sampled: 12/20/19
Lab Sample ID: JD902-6		Date Received: 12/24/19
Matrix: AQ - Ground Water		Percent Solids: n/a
Method: SW846 8260C		
Project: GESMD: PC # 007805 Bel Air Xtra Fuels, 2476 Churchville Road, Bel Air, MD		

VOA Full List + Oxygenates

CAS No.	Surrogate Recoveries	Run# 1	Run# 2	Limits
17060-07-0	1,2-Dichloroethane-D4	108%	108%	81-124%
2037-26-5	Toluene-D8	95%	96%	80-120%
460-00-4	4-Bromofluorobenzene	99%	101%	80-120%

- (a) Diluted due to high concentration of target compound.
- (b) Result is from Run# 2
- (c) Associated CCV outside of control limits low.

ND = Not detected MDL = Method Detection Limit
 RL = Reporting Limit

J = Indicates an estimated value
 B = Indicates analyte found in associated method blank
 N = Indicates presumptive evidence of a compound

Report of Analysis

3.6
3

Client Sample ID: MW-211		Date Sampled: 12/20/19
Lab Sample ID: JD902-6		Date Received: 12/24/19
Matrix: AQ - Ground Water		Percent Solids: n/a
Method: SW846 8015D		
Project: GESMD: PC # 007805 Bel Air Xtra Fuels, 2476 Churchville Road, Bel Air, MD		

	File ID	DF	Analyzed	By	Prep Date	Prep Batch	Analytical Batch
Run #1	LM102628.D	1	12/31/19 10:31	XPL	n/a	n/a	GLM4271
Run #2							

	Purge Volume
Run #1	5.0 ml
Run #2	

CAS No.	Compound	Result	RL	MDL	Units	Q
	TPH-GRO (C6-C10)	3.18	0.20	0.10	mg/l	
CAS No.	Surrogate Recoveries	Run# 1	Run# 2	Limits		
98-08-8	aaa-Trifluorotoluene	85%		55-130%		

ND = Not detected MDL = Method Detection Limit J = Indicates an estimated value
 RL = Reporting Limit B = Indicates analyte found in associated method blank
 E = Indicates value exceeds calibration range N = Indicates presumptive evidence of a compound

Report of Analysis

Client Sample ID: MW-211	Date Sampled: 12/20/19
Lab Sample ID: JD902-6	Date Received: 12/24/19
Matrix: AQ - Ground Water	Percent Solids: n/a
Method: SW846 8015D SW846 3510C	
Project: GESMD: PC # 007805 Bel Air Xtra Fuels, 2476 Churchville Road, Bel Air, MD	

	File ID	DF	Analyzed	By	Prep Date	Prep Batch	Analytical Batch
Run #1	2Y100541.D	1	12/29/19 21:38	TL	12/27/19 15:30	OP24896	G2Y3837
Run #2							

	Initial Volume	Final Volume
Run #1	300 ml	1.0 ml
Run #2		

CAS No.	Compound	Result	RL	MDL	Units	Q
	TPH-DRO (C10-C28)	0.143	0.083	0.053	mg/l	
CAS No.	Surrogate Recoveries	Run# 1	Run# 2	Limits		
84-15-1	o-Terphenyl	77%		22-140%		
438-22-2	5a-Androstane	53%		10-135%		

ND = Not detected MDL = Method Detection Limit J = Indicates an estimated value
 RL = Reporting Limit B = Indicates analyte found in associated method blank
 E = Indicates value exceeds calibration range N = Indicates presumptive evidence of a compound

Report of Analysis

Client Sample ID: MW-21D		
Lab Sample ID: JD902-7		Date Sampled: 12/20/19
Matrix: AQ - Ground Water		Date Received: 12/24/19
Method: SW846 8260C		Percent Solids: n/a
Project: GESMD: PC # 007805 Bel Air Xtra Fuels, 2476 Churchville Road, Bel Air, MD		

	File ID	DF	Analyzed	By	Prep Date	Prep Batch	Analytical Batch
Run #1 ^a	2A200185.D	5	12/31/19 19:00	CSF	n/a	n/a	V2A8652
Run #2	2A200195.D	50	01/02/20 12:16	CSF	n/a	n/a	V2A8653

	Purge Volume
Run #1	5.0 ml
Run #2	5.0 ml

VOA Full List + Oxygenates

CAS No.	Compound	Result	RL	MDL	Units	Q
67-64-1	Acetone	ND	50	30	ug/l	
71-43-2	Benzene	14.8	2.5	2.1	ug/l	
108-86-1	Bromobenzene	ND	5.0	2.7	ug/l	
74-97-5	Bromochloromethane	ND	5.0	2.4	ug/l	
75-27-4	Bromodichloromethane	ND	5.0	2.9	ug/l	
75-25-2	Bromoform	ND	5.0	3.2	ug/l	
74-83-9	Bromomethane	ND	10	8.2	ug/l	
78-93-3	2-Butanone (MEK)	ND	50	34	ug/l	
104-51-8	n-Butylbenzene	ND	10	2.6	ug/l	
135-98-8	sec-Butylbenzene	ND	10	3.1	ug/l	
98-06-6	tert-Butylbenzene	ND	10	3.4	ug/l	
56-23-5	Carbon tetrachloride	ND	5.0	2.8	ug/l	
108-90-7	Chlorobenzene	ND	5.0	2.8	ug/l	
75-00-3	Chloroethane	ND	5.0	3.6	ug/l	
67-66-3	Chloroform	ND	5.0	2.5	ug/l	
74-87-3	Chloromethane	ND	5.0	3.8	ug/l	
95-49-8	o-Chlorotoluene	ND	10	3.2	ug/l	
106-43-4	p-Chlorotoluene	ND	10	3.0	ug/l	
108-20-3	Di-Isopropyl ether	5.2	10	3.4	ug/l	J
96-12-8	1,2-Dibromo-3-chloropropane	ND	10	6.0	ug/l	
124-48-1	Dibromochloromethane	ND	5.0	2.8	ug/l	
106-93-4	1,2-Dibromoethane	ND	5.0	2.4	ug/l	
95-50-1	1,2-Dichlorobenzene	ND	5.0	2.7	ug/l	
541-73-1	1,3-Dichlorobenzene	ND	5.0	2.7	ug/l	
106-46-7	1,4-Dichlorobenzene	ND	5.0	2.5	ug/l	
75-71-8	Dichlorodifluoromethane	ND	10	6.8	ug/l	
75-34-3	1,1-Dichloroethane	ND	5.0	2.8	ug/l	
107-06-2	1,2-Dichloroethane	ND	5.0	3.0	ug/l	
75-35-4	1,1-Dichloroethene	ND	5.0	3.0	ug/l	
156-59-2	cis-1,2-Dichloroethene	ND	5.0	2.5	ug/l	
156-60-5	trans-1,2-Dichloroethene	ND	5.0	2.7	ug/l	
78-87-5	1,2-Dichloropropane	ND	5.0	2.5	ug/l	

ND = Not detected MDL = Method Detection Limit

J = Indicates an estimated value

RL = Reporting Limit

B = Indicates analyte found in associated method blank

E = Indicates value exceeds calibration range

N = Indicates presumptive evidence of a compound

Report of Analysis

Client Sample ID:	MW-21D	Date Sampled:	12/20/19
Lab Sample ID:	JD902-7	Date Received:	12/24/19
Matrix:	AQ - Ground Water	Percent Solids:	n/a
Method:	SW846 8260C		
Project:	GESMD: PC # 007805 Bel Air Xtra Fuels, 2476 Churchville Road, Bel Air, MD		

VOA Full List + Oxygenates

CAS No.	Compound	Result	RL	MDL	Units	Q
142-28-9	1,3-Dichloropropane	ND	5.0	2.1	ug/l	
594-20-7	2,2-Dichloropropane	ND	5.0	2.6	ug/l	
563-58-6	1,1-Dichloropropene	ND	5.0	4.1	ug/l	
10061-01-5	cis-1,3-Dichloropropene	ND	5.0	2.4	ug/l	
10061-02-6	trans-1,3-Dichloropropene	ND	5.0	2.2	ug/l	
100-41-4	Ethylbenzene	ND	5.0	3.0	ug/l	
87-68-3	Hexachlorobutadiene	ND	10	2.8	ug/l	
98-82-8	Isopropylbenzene	ND	5.0	3.2	ug/l	
99-87-6	p-Isopropyltoluene	ND	10	3.3	ug/l	
1634-04-4	Methyl Tert Butyl Ether	1540 ^b	50	25	ug/l	
108-10-1	4-Methyl-2-pentanone(MIBK)	ND	25	9.3	ug/l	
74-95-3	Methylene bromide	ND	5.0	2.4	ug/l	
75-09-2	Methylene chloride	ND	10	5.0	ug/l	
91-20-3	Naphthalene ^c	ND	25	13	ug/l	
103-65-1	n-Propylbenzene	ND	10	3.0	ug/l	
100-42-5	Styrene	ND	5.0	3.5	ug/l	
75-65-0	Tert Butyl Alcohol	879	50	29	ug/l	
994-05-8	tert-Amyl Methyl Ether	45.4	10	2.4	ug/l	
637-92-3	tert-Butyl Ethyl Ether	ND	10	2.8	ug/l	
630-20-6	1,1,1,2-Tetrachloroethane	ND	5.0	3.0	ug/l	
79-34-5	1,1,2,2-Tetrachloroethane	ND	5.0	3.3	ug/l	
127-18-4	Tetrachloroethene	ND	5.0	4.5	ug/l	
108-88-3	Toluene	5.7	5.0	2.7	ug/l	
87-61-6	1,2,3-Trichlorobenzene ^c	ND	5.0	2.5	ug/l	
120-82-1	1,2,4-Trichlorobenzene	ND	5.0	2.5	ug/l	
71-55-6	1,1,1-Trichloroethane	ND	5.0	2.7	ug/l	
79-00-5	1,1,2-Trichloroethane	ND	5.0	2.7	ug/l	
79-01-6	Trichloroethene	ND	5.0	2.6	ug/l	
75-69-4	Trichlorofluoromethane	ND	10	4.2	ug/l	
96-18-4	1,2,3-Trichloropropane	ND	10	3.5	ug/l	
95-63-6	1,2,4-Trimethylbenzene	ND	10	5.0	ug/l	
108-67-8	1,3,5-Trimethylbenzene	ND	10	5.0	ug/l	
75-01-4	Vinyl chloride	ND	5.0	3.9	ug/l	
	m,p-Xylene	ND	5.0	3.9	ug/l	
95-47-6	o-Xylene	ND	5.0	3.0	ug/l	
1330-20-7	Xylene (total)	ND	5.0	3.0	ug/l	

CAS No.	Surrogate Recoveries	Run# 1	Run# 2	Limits
1868-53-7	Dibromofluoromethane	99%	100%	80-120%

ND = Not detected MDL = Method Detection Limit

J = Indicates an estimated value

RL = Reporting Limit

B = Indicates analyte found in associated method blank

E = Indicates value exceeds calibration range

N = Indicates presumptive evidence of a compound

Report of Analysis

Client Sample ID: MW-21D		Date Sampled: 12/20/19
Lab Sample ID: JD902-7		Date Received: 12/24/19
Matrix: AQ - Ground Water		Percent Solids: n/a
Method: SW846 8260C		
Project: GESMD: PC # 007805 Bel Air Xtra Fuels, 2476 Churchville Road, Bel Air, MD		

VOA Full List + Oxygenates

CAS No.	Surrogate Recoveries	Run# 1	Run# 2	Limits
17060-07-0	1,2-Dichloroethane-D4	109%	110%	81-124%
2037-26-5	Toluene-D8	96%	96%	80-120%
460-00-4	4-Bromofluorobenzene	98%	101%	80-120%

- (a) Diluted due to high concentration of target compound.
- (b) Result is from Run# 2
- (c) Associated CCV outside of control limits low.

ND = Not detected MDL = Method Detection Limit
 RL = Reporting Limit

J = Indicates an estimated value
 B = Indicates analyte found in associated method blank
 N = Indicates presumptive evidence of a compound

Report of Analysis

37
3

Client Sample ID: MW-21D		Date Sampled: 12/20/19
Lab Sample ID: JD902-7		Date Received: 12/24/19
Matrix: AQ - Ground Water		Percent Solids: n/a
Method: SW846 8015D		
Project: GESMD: PC # 007805 Bel Air Xtra Fuels, 2476 Churchville Road, Bel Air, MD		

	File ID	DF	Analyzed	By	Prep Date	Prep Batch	Analytical Batch
Run #1	LM102626.D	1	12/31/19 09:40	XPL	n/a	n/a	GLM4271
Run #2							

	Purge Volume
Run #1	5.0 ml
Run #2	

CAS No.	Compound	Result	RL	MDL	Units	Q
	TPH-GRO (C6-C10)	1.65	0.20	0.10	mg/l	
CAS No.	Surrogate Recoveries	Run# 1	Run# 2	Limits		
98-08-8	aaa-Trifluorotoluene	84%		55-130%		

ND = Not detected MDL = Method Detection Limit J = Indicates an estimated value
 RL = Reporting Limit B = Indicates analyte found in associated method blank
 E = Indicates value exceeds calibration range N = Indicates presumptive evidence of a compound

Report of Analysis

37
3

Client Sample ID: MW-21D		Date Sampled: 12/20/19
Lab Sample ID: JD902-7		Date Received: 12/24/19
Matrix: AQ - Ground Water		Percent Solids: n/a
Method: SW846 8015D SW846 3510C		
Project: GESMD: PC # 007805 Bel Air Xtra Fuels, 2476 Churchville Road, Bel Air, MD		

	File ID	DF	Analyzed	By	Prep Date	Prep Batch	Analytical Batch
Run #1	2Y100542.D	1	12/29/19 22:11	TL	12/27/19 15:30	OP24896	G2Y3837
Run #2							

	Initial Volume	Final Volume
Run #1	300 ml	1.0 ml
Run #2		

CAS No.	Compound	Result	RL	MDL	Units	Q
	TPH-DRO (C10-C28)	0.166	0.083	0.053	mg/l	
CAS No.	Surrogate Recoveries	Run# 1	Run# 2	Limits		
84-15-1	o-Terphenyl	70%		22-140%		
438-22-2	5a-Androstane	46%		10-135%		

ND = Not detected MDL = Method Detection Limit J = Indicates an estimated value
 RL = Reporting Limit B = Indicates analyte found in associated method blank
 E = Indicates value exceeds calibration range N = Indicates presumptive evidence of a compound

Misc. Forms

Custody Documents and Other Forms

Includes the following where applicable:

- Chain of Custody



ACCUTEST

CHAIN OF CUSTODY

SGS Accutest - Dayton
2235 Route 130, Dayton, NJ 08810
TEL. 732-329-0200 FAX: 732-329-3499/3480
www.accutest.com

FED-EX Tracking #
Bottle Order Control #
SGS Accutest Quote #
SGS Accutest Job # JD902

Company Name: Drake Petroleum Company, Inc.
Project Name: Drake Bel Air Xtramart #7805
Street Address: 15 NE Industrial Road, Branford, CT 06405
Project Contact: Andrea Taylorson-Collins
Collection Table with columns for Field ID, Date, Time, JP, Matrix, # of bottles, and various chemical parameters.

Turnaround Time (Business days)
Approved By (SGS Accutest PM) / Date:
Commercial "A" (Level 1)
Commercial "B" (Level 2)
FULLT1 (Level 3+4)
NJ Reduced
Commercial "C"
NJ Data of Known Quality Protocol Reporting
Sample Custody must be documented below each time samples change possession, including courier delivery.
Relinquished By: Jeff Plummer, Denise Woodruff
Received By: Denise Woodruff
Date Time: 12-23-19, 12-24-19



SGS Sample Receipt Summary

Job Number: JD902

Client: GROUNDWATER & ENVIRONMENTAL S

Project: DRAKE BEL AIR

Date / Time Received: 12/24/2019 3:20:00 PM

Delivery Method:

Airbill #'s:

Cooler Temps (Raw Measured) °C: Cooler 1: (2.8); Cooler 2: (3.4);

Cooler Temps (Corrected) °C: Cooler 1: (2.6); Cooler 2: (3.2);

<u>Cooler Security</u>	<u>Y</u>	<u>or</u>	<u>N</u>		<u>Y</u>	<u>or</u>	<u>N</u>
1. Custody Seals Present:	<input checked="" type="checkbox"/>		<input type="checkbox"/>	3. COC Present:	<input checked="" type="checkbox"/>		<input type="checkbox"/>
2. Custody Seals Intact:	<input checked="" type="checkbox"/>		<input type="checkbox"/>	4. Smpl Dates/Time OK	<input checked="" type="checkbox"/>		<input type="checkbox"/>

<u>Cooler Temperature</u>	<u>Y</u>	<u>or</u>	<u>N</u>
1. Temp criteria achieved:	<input checked="" type="checkbox"/>		<input type="checkbox"/>
2. Cooler temp verification:	IR Gun		
3. Cooler media:	Ice (Bag)		
4. No. Coolers:	2		

<u>Quality Control Preservation</u>	<u>Y</u>	<u>or</u>	<u>N</u>	<u>N/A</u>
1. Trip Blank present / cooler:	<input type="checkbox"/>		<input checked="" type="checkbox"/>	<input type="checkbox"/>
2. Trip Blank listed on COC:	<input type="checkbox"/>		<input checked="" type="checkbox"/>	<input type="checkbox"/>
3. Samples preserved properly:	<input checked="" type="checkbox"/>		<input type="checkbox"/>	<input type="checkbox"/>
4. VOCs headspace free:	<input checked="" type="checkbox"/>		<input type="checkbox"/>	<input type="checkbox"/>

<u>Sample Integrity - Documentation</u>	<u>Y</u>	<u>or</u>	<u>N</u>
1. Sample labels present on bottles:	<input checked="" type="checkbox"/>		<input type="checkbox"/>
2. Container labeling complete:	<input checked="" type="checkbox"/>		<input type="checkbox"/>
3. Sample container label / COC agree:	<input checked="" type="checkbox"/>		<input type="checkbox"/>

<u>Sample Integrity - Condition</u>	<u>Y</u>	<u>or</u>	<u>N</u>
1. Sample recvd within HT:	<input checked="" type="checkbox"/>		<input type="checkbox"/>
2. All containers accounted for:	<input checked="" type="checkbox"/>		<input type="checkbox"/>
3. Condition of sample:	Intact		

<u>Sample Integrity - Instructions</u>	<u>Y</u>	<u>or</u>	<u>N</u>	<u>N/A</u>
1. Analysis requested is clear:	<input checked="" type="checkbox"/>		<input type="checkbox"/>	
2. Bottles received for unspecified tests	<input type="checkbox"/>		<input checked="" type="checkbox"/>	
3. Sufficient volume recvd for analysis:	<input checked="" type="checkbox"/>		<input type="checkbox"/>	
4. Compositing instructions clear:	<input type="checkbox"/>		<input type="checkbox"/>	<input checked="" type="checkbox"/>
5. Filtering instructions clear:	<input type="checkbox"/>		<input type="checkbox"/>	<input checked="" type="checkbox"/>

Test Strip Lot #s:	pH 1-12: 229517	pH 12+: 208717	Other: (Specify)
--------------------	-----------------	----------------	------------------

Comments

SM089-03
Rev. Date 12/7/17

JD902: Chain of Custody

Page 2 of 2

4.1
4

MS Volatiles

QC Data Summaries

Includes the following where applicable:

- Method Blank Summaries
- Blank Spike Summaries
- Matrix Spike and Duplicate Summaries
- Instrument Performance Checks (BFB)
- Surrogate Recovery Summaries

Method Blank Summary

Job Number: JD902

Account: DRAKEPET Drake Petroleum Company, Inc.

Project: GESMD: PC # 007805 Bel Air Xtra Fuels, 2476 Churchville Road, Bel Air, MD

Sample	File ID	DF	Analyzed	By	Prep Date	Prep Batch	Analytical Batch
V2A8652-MB	2A200168.D	1	12/31/19	CSF	n/a	n/a	V2A8652

The QC reported here applies to the following samples:

Method: SW846 8260C

JD902-1, JD902-2, JD902-3, JD902-4, JD902-5, JD902-6, JD902-7

CAS No.	Compound	Result	RL	MDL	Units	Q
67-64-1	Acetone	ND	10	6.0	ug/l	
71-43-2	Benzene	ND	0.50	0.43	ug/l	
108-86-1	Bromobenzene	ND	1.0	0.55	ug/l	
74-97-5	Bromochloromethane	ND	1.0	0.48	ug/l	
75-27-4	Bromodichloromethane	ND	1.0	0.58	ug/l	
75-25-2	Bromoform	ND	1.0	0.63	ug/l	
74-83-9	Bromomethane	ND	2.0	1.6	ug/l	
78-93-3	2-Butanone (MEK)	ND	10	6.9	ug/l	
104-51-8	n-Butylbenzene	ND	2.0	0.52	ug/l	
135-98-8	sec-Butylbenzene	ND	2.0	0.62	ug/l	
98-06-6	tert-Butylbenzene	ND	2.0	0.69	ug/l	
56-23-5	Carbon tetrachloride	ND	1.0	0.55	ug/l	
108-90-7	Chlorobenzene	ND	1.0	0.56	ug/l	
75-00-3	Chloroethane	ND	1.0	0.73	ug/l	
67-66-3	Chloroform	ND	1.0	0.50	ug/l	
74-87-3	Chloromethane	ND	1.0	0.76	ug/l	
95-49-8	o-Chlorotoluene	ND	2.0	0.63	ug/l	
106-43-4	p-Chlorotoluene	ND	2.0	0.60	ug/l	
108-20-3	Di-Isopropyl ether	ND	2.0	0.68	ug/l	
96-12-8	1,2-Dibromo-3-chloropropane	ND	2.0	1.2	ug/l	
124-48-1	Dibromochloromethane	ND	1.0	0.56	ug/l	
106-93-4	1,2-Dibromoethane	ND	1.0	0.48	ug/l	
95-50-1	1,2-Dichlorobenzene	ND	1.0	0.53	ug/l	
541-73-1	1,3-Dichlorobenzene	ND	1.0	0.54	ug/l	
106-46-7	1,4-Dichlorobenzene	ND	1.0	0.51	ug/l	
75-71-8	Dichlorodifluoromethane	ND	2.0	1.4	ug/l	
75-34-3	1,1-Dichloroethane	ND	1.0	0.57	ug/l	
107-06-2	1,2-Dichloroethane	ND	1.0	0.60	ug/l	
75-35-4	1,1-Dichloroethene	ND	1.0	0.59	ug/l	
156-59-2	cis-1,2-Dichloroethene	ND	1.0	0.51	ug/l	
156-60-5	trans-1,2-Dichloroethene	ND	1.0	0.54	ug/l	
78-87-5	1,2-Dichloropropane	ND	1.0	0.51	ug/l	
142-28-9	1,3-Dichloropropane	ND	1.0	0.43	ug/l	
594-20-7	2,2-Dichloropropane	ND	1.0	0.52	ug/l	
563-58-6	1,1-Dichloropropene	ND	1.0	0.82	ug/l	
10061-01-5	cis-1,3-Dichloropropene	ND	1.0	0.47	ug/l	

Method Blank Summary

Job Number: JD902

Account: DRAKEPET Drake Petroleum Company, Inc.

Project: GESMD: PC # 007805 Bel Air Xtra Fuels, 2476 Churchville Road, Bel Air, MD

Sample	File ID	DF	Analyzed	By	Prep Date	Prep Batch	Analytical Batch
V2A8652-MB	2A200168.D	1	12/31/19	CSF	n/a	n/a	V2A8652

The QC reported here applies to the following samples:

Method: SW846 8260C

JD902-1, JD902-2, JD902-3, JD902-4, JD902-5, JD902-6, JD902-7

CAS No.	Compound	Result	RL	MDL	Units	Q
10061-02-6	trans-1,3-Dichloropropene	ND	1.0	0.43	ug/l	
100-41-4	Ethylbenzene	ND	1.0	0.60	ug/l	
87-68-3	Hexachlorobutadiene	ND	2.0	0.56	ug/l	
98-82-8	Isopropylbenzene	ND	1.0	0.65	ug/l	
99-87-6	p-Isopropyltoluene	ND	2.0	0.66	ug/l	
1634-04-4	Methyl Tert Butyl Ether	ND	1.0	0.51	ug/l	
108-10-1	4-Methyl-2-pentanone(MIBK)	ND	5.0	1.9	ug/l	
74-95-3	Methylene bromide	ND	1.0	0.48	ug/l	
75-09-2	Methylene chloride	ND	2.0	1.0	ug/l	
91-20-3	Naphthalene	ND	5.0	2.5	ug/l	
103-65-1	n-Propylbenzene	ND	2.0	0.60	ug/l	
100-42-5	Styrene	ND	1.0	0.70	ug/l	
75-65-0	Tert Butyl Alcohol	ND	10	5.8	ug/l	
994-05-8	tert-Amyl Methyl Ether	ND	2.0	0.47	ug/l	
637-92-3	tert-Butyl Ethyl Ether	ND	2.0	0.56	ug/l	
630-20-6	1,1,1,2-Tetrachloroethane	ND	1.0	0.60	ug/l	
79-34-5	1,1,2,2-Tetrachloroethane	ND	1.0	0.65	ug/l	
127-18-4	Tetrachloroethene	ND	1.0	0.90	ug/l	
108-88-3	Toluene	ND	1.0	0.53	ug/l	
87-61-6	1,2,3-Trichlorobenzene	ND	1.0	0.50	ug/l	
120-82-1	1,2,4-Trichlorobenzene	ND	1.0	0.50	ug/l	
71-55-6	1,1,1-Trichloroethane	ND	1.0	0.54	ug/l	
79-00-5	1,1,2-Trichloroethane	ND	1.0	0.53	ug/l	
79-01-6	Trichloroethene	ND	1.0	0.53	ug/l	
75-69-4	Trichlorofluoromethane	ND	2.0	0.84	ug/l	
96-18-4	1,2,3-Trichloropropane	ND	2.0	0.70	ug/l	
95-63-6	1,2,4-Trimethylbenzene	ND	2.0	1.0	ug/l	
108-67-8	1,3,5-Trimethylbenzene	ND	2.0	1.0	ug/l	
75-01-4	Vinyl chloride	ND	1.0	0.79	ug/l	
	m,p-Xylene	ND	1.0	0.78	ug/l	
95-47-6	o-Xylene	ND	1.0	0.59	ug/l	
1330-20-7	Xylene (total)	ND	1.0	0.59	ug/l	

Method Blank Summary

Job Number: JD902

Account: DRAKEPET Drake Petroleum Company, Inc.

Project: GESMD: PC # 007805 Bel Air Xtra Fuels, 2476 Churchville Road, Bel Air, MD

Sample	File ID	DF	Analyzed	By	Prep Date	Prep Batch	Analytical Batch
V2A8652-MB	2A200168.D	1	12/31/19	CSF	n/a	n/a	V2A8652

The QC reported here applies to the following samples:

Method: SW846 8260C

JD902-1, JD902-2, JD902-3, JD902-4, JD902-5, JD902-6, JD902-7

CAS No.	Surrogate Recoveries	Limits
1868-53-7	Dibromofluoromethane	99% 80-120%
17060-07-0	1,2-Dichloroethane-D4	103% 81-124%
2037-26-5	Toluene-D8	96% 80-120%
460-00-4	4-Bromofluorobenzene	99% 80-120%

CAS No.	Tentatively Identified Compounds	R. T.	Est. Conc.	Units	Q
	Total TIC, Volatile		0	ug/l	

Method Blank Summary

Job Number: JD902

Account: DRAKEPET Drake Petroleum Company, Inc.

Project: GESMD: PC # 007805 Bel Air Xtra Fuels, 2476 Churchville Road, Bel Air, MD

Sample	File ID	DF	Analyzed	By	Prep Date	Prep Batch	Analytical Batch
V2A8653-MB	2A200190.D	1	01/02/20	CSF	n/a	n/a	V2A8653

The QC reported here applies to the following samples:

Method: SW846 8260C

JD902-5, JD902-6, JD902-7

CAS No.	Compound	Result	RL	MDL	Units	Q
1634-04-4	Methyl Tert Butyl Ether	ND	1.0	0.51	ug/l	

CAS No.	Surrogate Recoveries	Limits	
1868-53-7	Dibromofluoromethane	97%	80-120%
17060-07-0	1,2-Dichloroethane-D4	108%	81-124%
2037-26-5	Toluene-D8	97%	80-120%
460-00-4	4-Bromofluorobenzene	101%	80-120%

CAS No.	Tentatively Identified Compounds	R.T.	Est. Conc.	Units	Q
	Total TIC, Volatile		0	ug/l	

5.1.2
5

Blank Spike Summary

Job Number: JD902

Account: DRAKEPET Drake Petroleum Company, Inc.

Project: GESMD: PC # 007805 Bel Air Xtra Fuels, 2476 Churchville Road, Bel Air, MD

Sample	File ID	DF	Analyzed	By	Prep Date	Prep Batch	Analytical Batch
V2A8652-BS	2A200166.D	1	12/31/19	CSF	n/a	n/a	V2A8652

The QC reported here applies to the following samples:

Method: SW846 8260C

JD902-1, JD902-2, JD902-3, JD902-4, JD902-5, JD902-6, JD902-7

CAS No.	Compound	Spike ug/l	BSP ug/l	BSP %	Limits
67-64-1	Acetone	200	190	95	42-150
71-43-2	Benzene	50	47.1	94	80-120
108-86-1	Bromobenzene	50	51.5	103	82-118
74-97-5	Bromochloromethane	50	51.6	103	84-121
75-27-4	Bromodichloromethane	50	53.4	107	83-120
75-25-2	Bromoform	50	56.9	114	76-129
74-83-9	Bromomethane	50	48.2	96	57-138
78-93-3	2-Butanone (MEK)	200	205	103	64-137
104-51-8	n-Butylbenzene	50	51.0	102	81-123
135-98-8	sec-Butylbenzene	50	50.0	100	84-121
98-06-6	tert-Butylbenzene	50	50.4	101	83-122
56-23-5	Carbon tetrachloride	50	53.4	107	75-135
108-90-7	Chlorobenzene	50	49.4	99	84-117
75-00-3	Chloroethane	50	49.1	98	63-132
67-66-3	Chloroform	50	48.2	96	80-119
74-87-3	Chloromethane	50	46.8	94	46-136
95-49-8	o-Chlorotoluene	50	50.7	101	84-118
106-43-4	p-Chlorotoluene	50	47.6	95	83-116
108-20-3	Di-Isopropyl ether	50	43.7	87	73-128
96-12-8	1,2-Dibromo-3-chloropropane	50	47.2	94	72-127
124-48-1	Dibromochloromethane	50	54.1	108	80-123
106-93-4	1,2-Dibromoethane	50	53.5	107	84-117
95-50-1	1,2-Dichlorobenzene	50	49.9	100	84-119
541-73-1	1,3-Dichlorobenzene	50	49.6	99	81-117
106-46-7	1,4-Dichlorobenzene	50	50.4	101	82-117
75-71-8	Dichlorodifluoromethane	50	48.7	97	36-149
75-34-3	1,1-Dichloroethane	50	46.8	94	79-120
107-06-2	1,2-Dichloroethane	50	50.1	100	78-126
75-35-4	1,1-Dichloroethene	50	47.4	95	69-126
156-59-2	cis-1,2-Dichloroethene	50	49.0	98	80-120
156-60-5	trans-1,2-Dichloroethene	50	47.4	95	76-120
78-87-5	1,2-Dichloropropane	50	47.6	95	82-121
142-28-9	1,3-Dichloropropane	50	48.8	98	83-115
594-20-7	2,2-Dichloropropane	50	52.0	104	65-133
563-58-6	1,1-Dichloropropene	50	48.0	96	80-121
10061-01-5	cis-1,3-Dichloropropene	50	50.7	101	83-120

* = Outside of Control Limits.

Blank Spike Summary

Job Number: JD902

Account: DRAKEPET Drake Petroleum Company, Inc.

Project: GESMD: PC # 007805 Bel Air Xtra Fuels, 2476 Churchville Road, Bel Air, MD

Sample	File ID	DF	Analyzed	By	Prep Date	Prep Batch	Analytical Batch
V2A8652-BS	2A200166.D	1	12/31/19	CSF	n/a	n/a	V2A8652

The QC reported here applies to the following samples:

Method: SW846 8260C

JD902-1, JD902-2, JD902-3, JD902-4, JD902-5, JD902-6, JD902-7

CAS No.	Compound	Spike ug/l	BSP ug/l	BSP %	Limits
10061-02-6	trans-1,3-Dichloropropene	50	52.6	105	82-121
100-41-4	Ethylbenzene	50	47.6	95	80-120
87-68-3	Hexachlorobutadiene	50	52.4	105	75-129
98-82-8	Isopropylbenzene	50	50.3	101	83-120
99-87-6	p-Isopropyltoluene	50	49.8	100	83-122
1634-04-4	Methyl Tert Butyl Ether	50	49.2	98	80-119
108-10-1	4-Methyl-2-pentanone(MIBK)	200	200	100	71-131
74-95-3	Methylene bromide	50	52.9	106	85-120
75-09-2	Methylene chloride	50	47.5	95	77-120
91-20-3	Naphthalene	50	38.9	78	73-131
103-65-1	n-Propylbenzene	50	47.9	96	82-119
100-42-5	Styrene	50	50.4	101	82-122
75-65-0	Tert Butyl Alcohol	250	259	104	78-126
994-05-8	tert-Amyl Methyl Ether	50	49.4	99	81-124
637-92-3	tert-Butyl Ethyl Ether	50	47.4	95	79-128
630-20-6	1,1,1,2-Tetrachloroethane	50	53.0	106	82-121
79-34-5	1,1,2,2-Tetrachloroethane	50	50.0	100	76-119
127-18-4	Tetrachloroethene	50	55.4	111	70-131
108-88-3	Toluene	50	48.9	98	80-120
87-61-6	1,2,3-Trichlorobenzene	50	39.9	80	76-134
120-82-1	1,2,4-Trichlorobenzene	50	46.7	93	79-132
71-55-6	1,1,1-Trichloroethane	50	51.8	104	81-128
79-00-5	1,1,2-Trichloroethane	50	50.0	100	83-118
79-01-6	Trichloroethene	50	50.4	101	80-120
75-69-4	Trichlorofluoromethane	50	50.0	100	64-136
96-18-4	1,2,3-Trichloropropane	50	51.6	103	79-120
95-63-6	1,2,4-Trimethylbenzene	50	49.4	99	84-120
108-67-8	1,3,5-Trimethylbenzene	50	49.3	99	83-119
75-01-4	Vinyl chloride	50	48.4	97	51-135
	m,p-Xylene	100	98.6	99	80-120
95-47-6	o-Xylene	50	48.5	97	80-120
1330-20-7	Xylene (total)	150	147	98	80-120

* = Outside of Control Limits.

5.2.1
5

Blank Spike Summary

Job Number: JD902

Account: DRAKEPET Drake Petroleum Company, Inc.

Project: GESMD: PC # 007805 Bel Air Xtra Fuels, 2476 Churchville Road, Bel Air, MD

Sample	File ID	DF	Analyzed	By	Prep Date	Prep Batch	Analytical Batch
V2A8652-BS	2A200166.D	1	12/31/19	CSF	n/a	n/a	V2A8652

The QC reported here applies to the following samples:

Method: SW846 8260C

JD902-1, JD902-2, JD902-3, JD902-4, JD902-5, JD902-6, JD902-7

CAS No.	Surrogate Recoveries	BSP	Limits
1868-53-7	Dibromofluoromethane	98%	80-120%
17060-07-0	1,2-Dichloroethane-D4	106%	81-124%
2037-26-5	Toluene-D8	96%	80-120%
460-00-4	4-Bromofluorobenzene	97%	80-120%

* = Outside of Control Limits.

Blank Spike Summary

Job Number: JD902

Account: DRAKEPET Drake Petroleum Company, Inc.

Project: GESMD: PC # 007805 Bel Air Xtra Fuels, 2476 Churchville Road, Bel Air, MD

Sample	File ID	DF	Analyzed	By	Prep Date	Prep Batch	Analytical Batch
V2A8653-BS	2A200188.D	1	01/02/20	CSF	n/a	n/a	V2A8653

The QC reported here applies to the following samples:

Method: SW846 8260C

JD902-5, JD902-6, JD902-7

CAS No.	Compound	Spike ug/l	BSP ug/l	BSP %	Limits
1634-04-4	Methyl Tert Butyl Ether	50	43.3	87	80-119

CAS No.	Surrogate Recoveries	BSP	Limits
1868-53-7	Dibromofluoromethane	92%	80-120%
17060-07-0	1,2-Dichloroethane-D4	110%	81-124%
2037-26-5	Toluene-D8	98%	80-120%
460-00-4	4-Bromofluorobenzene	99%	80-120%

* = Outside of Control Limits.

Matrix Spike/Matrix Spike Duplicate Summary

Job Number: JD902

Account: DRAKEPET Drake Petroleum Company, Inc.

Project: GESMD: PC # 007805 Bel Air Xtra Fuels, 2476 Churchville Road, Bel Air, MD

Sample	File ID	DF	Analyzed	By	Prep Date	Prep Batch	Analytical Batch
JD630-1MS	2A200176.D	20	12/31/19	CSF	n/a	n/a	V2A8652
JD630-1MSD	2A200177.D	20	12/31/19	CSF	n/a	n/a	V2A8652
JD630-1 ^a	2A200173.D	20	12/31/19	CSF	n/a	n/a	V2A8652
JD630-1	2A200174.D	200	12/31/19	CSF	n/a	n/a	V2A8652

The QC reported here applies to the following samples:

Method: SW846 8260C

JD902-1, JD902-2, JD902-3, JD902-4, JD902-5, JD902-6, JD902-7

CAS No.	Compound	JD630-1 ug/l	Spike Q ug/l	MS ug/l	MS %	Spike ug/l	MSD ug/l	MSD %	RPD	Limits Rec/RPD
67-64-1	Acetone	ND	4000	3650	91	4000	3680	92	1	34-149/17
71-43-2	Benzene	ND	1000	915	92	1000	920	92	1	54-136/10
108-86-1	Bromobenzene	ND	1000	1020	102	1000	1000	100	2	78-122/11
74-97-5	Bromochloromethane	ND	1000	1000	100	1000	1020	102	2	79-124/11
75-27-4	Bromodichloromethane	ND	1000	1070	107	1000	1070	107	0	79-124/11
75-25-2	Bromoform	ND	1000	1120	112	1000	1130	113	1	71-130/11
74-83-9	Bromomethane	ND	1000	900	90	1000	895	90	1	53-142/14
78-93-3	2-Butanone (MEK)	ND	4000	3730	93	4000	3850	96	3	54-142/15
104-51-8	n-Butylbenzene	ND	1000	978	98	1000	971	97	1	73-133/12
135-98-8	sec-Butylbenzene	ND	1000	967	97	1000	972	97	1	76-132/12
98-06-6	tert-Butylbenzene	ND	1000	978	98	1000	978	98	0	76-131/12
56-23-5	Carbon tetrachloride	ND	1000	1050	105	1000	1060	106	1	70-143/12
108-90-7	Chlorobenzene	ND	1000	968	97	1000	967	97	0	78-123/10
75-00-3	Chloroethane	ND	1000	886	89	1000	900	90	2	57-141/14
67-66-3	Chloroform	ND	1000	963	96	1000	962	96	0	76-123/11
74-87-3	Chloromethane	ND	1000	850	85	1000	860	86	1	43-141/16
95-49-8	o-Chlorotoluene	ND	1000	977	98	1000	991	99	1	78-124/11
106-43-4	p-Chlorotoluene	ND	1000	932	93	1000	927	93	1	77-122/11
108-20-3	Di-Isopropyl ether	ND	1000	851	85	1000	857	86	1	68-130/11
96-12-8	1,2-Dibromo-3-chloropropane	ND	1000	906	91	1000	945	95	4	66-130/13
124-48-1	Dibromochloromethane	ND	1000	1060	106	1000	1070	107	1	76-125/11
106-93-4	1,2-Dibromoethane	ND	1000	1030	103	1000	1050	105	2	78-119/11
95-50-1	1,2-Dichlorobenzene	ND	1000	974	97	1000	978	98	0	77-123/11
541-73-1	1,3-Dichlorobenzene	ND	1000	983	98	1000	982	98	0	76-122/11
106-46-7	1,4-Dichlorobenzene	ND	1000	992	99	1000	997	100	1	76-122/11
75-71-8	Dichlorodifluoromethane	ND	1000	915	92	1000	911	91	0	31-159/16
75-34-3	1,1-Dichloroethane	ND	1000	919	92	1000	923	92	0	73-126/11
107-06-2	1,2-Dichloroethane	ND	1000	1020	102	1000	998	100	2	72-131/11
75-35-4	1,1-Dichloroethene	12.5	J 1000	937	92	1000	957	94	2	63-136/14
156-59-2	cis-1,2-Dichloroethene	2300	J 1000	2790	49* ^b	1000	2810	51* ^b	1	60-136/11
156-60-5	trans-1,2-Dichloroethene	13.7	J 1000	936	92	1000	945	93	1	70-126/11
78-87-5	1,2-Dichloropropane	ND	1000	932	93	1000	934	93	0	78-124/10
142-28-9	1,3-Dichloropropane	ND	1000	954	95	1000	954	95	0	78-118/11
594-20-7	2,2-Dichloropropane	ND	1000	1030	103	1000	1020	102	1	59-141/14
563-58-6	1,1-Dichloropropene	ND	1000	953	95	1000	955	96	0	75-130/11
10061-01-5	cis-1,3-Dichloropropene	ND	1000	993	99	1000	973	97	2	79-123/11

* = Outside of Control Limits.

Matrix Spike/Matrix Spike Duplicate Summary

Job Number: JD902

Account: DRAKEPET Drake Petroleum Company, Inc.

Project: GESMD: PC # 007805 Bel Air Xtra Fuels, 2476 Churchville Road, Bel Air, MD

Sample	File ID	DF	Analyzed	By	Prep Date	Prep Batch	Analytical Batch
JD630-1MS	2A200176.D	20	12/31/19	CSF	n/a	n/a	V2A8652
JD630-1MSD	2A200177.D	20	12/31/19	CSF	n/a	n/a	V2A8652
JD630-1 ^a	2A200173.D	20	12/31/19	CSF	n/a	n/a	V2A8652
JD630-1	2A200174.D	200	12/31/19	CSF	n/a	n/a	V2A8652

The QC reported here applies to the following samples:

Method: SW846 8260C

JD902-1, JD902-2, JD902-3, JD902-4, JD902-5, JD902-6, JD902-7

CAS No.	Compound	JD630-1 ug/l	Spike Q ug/l	MS ug/l	MS %	Spike ug/l	MSD ug/l	MSD %	RPD	Limits Rec/RPD
10061-02-6	trans-1,3-Dichloropropene	ND	1000	1020	102	1000	1040	104	2	77-123/11
100-41-4	Ethylbenzene	ND	1000	926	93	1000	936	94	1	51-140/20
87-68-3	Hexachlorobutadiene	ND	1000	1010	101	1000	1010	101	0	64-141/14
98-82-8	Isopropylbenzene	ND	1000	981	98	1000	995	100	1	75-129/11
99-87-6	p-Isopropyltoluene	ND	1000	985	99	1000	980	98	1	76-131/12
1634-04-4	Methyl Tert Butyl Ether	ND	1000	939	94	1000	952	95	1	72-123/11
108-10-1	4-Methyl-2-pentanone(MIBK)	ND	4000	3810	95	4000	3830	96	1	66-136/13
74-95-3	Methylene bromide	ND	1000	1030	103	1000	1010	101	2	81-121/11
75-09-2	Methylene chloride	ND	1000	918	92	1000	931	93	1	73-125/13
91-20-3	Naphthalene	ND	1000	788	79	1000	817	82	4	62-141/13
103-65-1	n-Propylbenzene	ND	1000	933	93	1000	935	94	0	68-133/11
100-42-5	Styrene	ND	1000	994	99	1000	997	100	0	75-129/11
75-65-0	Tert Butyl Alcohol	ND	5000	5060	101	5000	4830	97	5	73-134/13
994-05-8	tert-Amyl Methyl Ether	ND	1000	950	95	1000	958	96	1	75-127/11
637-92-3	tert-Butyl Ethyl Ether	ND	1000	915	92	1000	929	93	2	74-130/11
630-20-6	1,1,1,2-Tetrachloroethane	ND	1000	1030	103	1000	1040	104	1	77-124/11
79-34-5	1,1,2,2-Tetrachloroethane	ND	1000	955	96	1000	954	95	0	71-122/11
127-18-4	Tetrachloroethene	ND	1000	1060	106	1000	1080	108	2	61-139/11
108-88-3	Toluene	ND	1000	947	95	1000	955	96	1	60-135/10
87-61-6	1,2,3-Trichlorobenzene	ND	1000	820	82	1000	839	84	2	70-138/13
120-82-1	1,2,4-Trichlorobenzene	ND	1000	948	95	1000	967	97	2	72-137/13
71-55-6	1,1,1-Trichloroethane	ND	1000	1010	101	1000	1030	103	2	74-138/12
79-00-5	1,1,2-Trichloroethane	ND	1000	979	98	1000	970	97	1	78-121/11
79-01-6	Trichloroethene	10500 ^c	1000	8580	-107* ^b	1000	8570	-108* ^b	0	62-141/10
75-69-4	Trichlorofluoromethane	ND	1000	1000	100	1000	1010	101	1	57-149/14
96-18-4	1,2,3-Trichloropropane	ND	1000	987	99	1000	1020	102	3	74-122/11
95-63-6	1,2,4-Trimethylbenzene	ND	1000	973	97	1000	989	99	2	54-143/10
108-67-8	1,3,5-Trimethylbenzene	ND	1000	956	96	1000	960	96	0	67-133/11
75-01-4	Vinyl chloride	ND	1000	890	89	1000	899	90	1	43-146/15
	m,p-Xylene	ND	2000	1900	95	2000	1920	96	1	50-144/20
95-47-6	o-Xylene	ND	1000	948	95	1000	961	96	1	63-134/10
1330-20-7	Xylene (total)	ND	3000	2850	95	3000	2880	96	1	56-139/20

* = Outside of Control Limits.

5.3.1
5

Matrix Spike/Matrix Spike Duplicate Summary

Job Number: JD902

Account: DRAKEPET Drake Petroleum Company, Inc.

Project: GESMD: PC # 007805 Bel Air Xtra Fuels, 2476 Churchville Road, Bel Air, MD

Sample	File ID	DF	Analyzed	By	Prep Date	Prep Batch	Analytical Batch
JD630-1MS	2A200176.D	20	12/31/19	CSF	n/a	n/a	V2A8652
JD630-1MSD	2A200177.D	20	12/31/19	CSF	n/a	n/a	V2A8652
JD630-1 ^a	2A200173.D	20	12/31/19	CSF	n/a	n/a	V2A8652
JD630-1	2A200174.D	200	12/31/19	CSF	n/a	n/a	V2A8652

The QC reported here applies to the following samples:

Method: SW846 8260C

JD902-1, JD902-2, JD902-3, JD902-4, JD902-5, JD902-6, JD902-7

CAS No.	Surrogate Recoveries	MS	MSD	JD630-1	JD630-1	Limits
1868-53-7	Dibromofluoromethane	101%	101%	100%	99%	80-120%
17060-07-0	1,2-Dichloroethane-D4	104%	104%	102%	104%	81-124%
2037-26-5	Toluene-D8	97%	97%	96%	95%	80-120%
460-00-4	4-Bromofluorobenzene	98%	98%	98%	98%	80-120%

- (a) Diluted due to high concentration of target compound.
- (b) Outside control limits due to high level in sample relative to spike amount.
- (c) Result is from Run #2.

* = Outside of Control Limits.

5.3.1
5

Matrix Spike/Matrix Spike Duplicate Summary

Job Number: JD902

Account: DRAKEPET Drake Petroleum Company, Inc.

Project: GESMD: PC # 007805 Bel Air Xtra Fuels, 2476 Churchville Road, Bel Air, MD

Sample	File ID	DF	Analyzed	By	Prep Date	Prep Batch	Analytical Batch
JD900-4MS	2A200198.D	10	01/02/20	CSF	n/a	n/a	V2A8653
JD900-4MSD	2A200199.D	10	01/02/20	CSF	n/a	n/a	V2A8653
JD900-4 ^a	2A200191.D	10	01/02/20	CSF	n/a	n/a	V2A8653
JD900-4	2A200196.D	100	01/02/20	CSF	n/a	n/a	V2A8653

The QC reported here applies to the following samples:

Method: SW846 8260C

JD902-5, JD902-6, JD902-7

CAS No.	Compound	JD900-4 ug/l	Spike Q ug/l	MS ug/l	MS %	Spike ug/l	MSD ug/l	MSD %	RPD	Limits Rec/RPD
1634-04-4	Methyl Tert Butyl Ether	3470 ^c	500	3360	62* ^b	500	3340	58* ^b	1	72-123/11

CAS No.	Surrogate Recoveries	MS	MSD	JD900-4	JD900-4	Limits
1868-53-7	Dibromofluoromethane	101%	102%	98%	97%	80-120%
17060-07-0	1,2-Dichloroethane-D4	109%	107%	108%	110%	81-124%
2037-26-5	Toluene-D8	98%	98%	96%	97%	80-120%
460-00-4	4-Bromofluorobenzene	100%	99%	98%	99%	80-120%

(a) Diluted due to high concentration of target compound.

(b) Outside control limits due to high level in sample relative to spike amount.

(c) Result is from Run #2.

* = Outside of Control Limits.

5.3.2
5

Instrument Performance Check (BFB)

Job Number: JD902

Account: DRAKEPET Drake Petroleum Company, Inc.

Project: GESMD: PC # 007805 Bel Air Xtra Fuels, 2476 Churchville Road, Bel Air, MD

Sample: V2A8621-BFB	Injection Date: 12/05/19
Lab File ID: 2A199482.D	Injection Time: 18:48
Instrument ID: GCMS2A	

m/e	Ion Abundance Criteria	Raw Abundance	% Relative Abundance	Pass/Fail
50	15.0 - 40.0% of mass 95	16748	15.7	Pass
75	30.0 - 60.0% of mass 95	49186	46.2	Pass
95	Base peak, 100% relative abundance	106416	100.0	Pass
96	5.0 - 9.0% of mass 95	7134	6.70	Pass
173	Less than 2.0% of mass 174	0	0.00 (0.00) ^a	Pass
174	50.0 - 120.0% of mass 95	82602	77.6	Pass
175	5.0 - 9.0% of mass 174	6357	5.97 (7.70) ^a	Pass
176	95.0 - 101.0% of mass 174	79413	74.6 (96.1) ^a	Pass
177	5.0 - 9.0% of mass 176	5521	5.19 (6.95) ^b	Pass

(a) Value is % of mass 174

(b) Value is % of mass 176

This check applies to the following Samples, MS, MSD, Blanks, and Standards:

Lab Sample ID	Lab File ID	Date Analyzed	Time Analyzed	Hours Lapsed	Client Sample ID
V2A8621-IC8621	2A199483.D	12/05/19	19:25	00:37	Initial cal 0.2
V2A8621-IC8621	2A199484.D	12/05/19	19:54	01:06	Initial cal 0.5
V2A8621-IC8621	2A199485.D	12/05/19	20:23	01:35	Initial cal 1
V2A8621-IC8621	2A199486.D	12/05/19	20:51	02:03	Initial cal 2
V2A8621-IC8621	2A199487.D	12/05/19	21:20	02:32	Initial cal 4
V2A8621-IC8621	2A199488.D	12/05/19	21:48	03:00	Initial cal 8
V2A8621-IC8621	2A199489.D	12/05/19	22:17	03:29	Initial cal 20
V2A8621-ICC8621	2A199490.D	12/05/19	22:46	03:58	Initial cal 50
V2A8621-IC8621	2A199491.D	12/05/19	23:15	04:27	Initial cal 100
V2A8621-IC8621	2A199492.D	12/05/19	23:44	04:56	Initial cal 200
V2A8621-ICV8621	2A199495.D	12/06/19	01:10	06:22	Initial cal verification 50
V2A8621-ICV8621	2A199496.D	12/06/19	01:38	06:50	Initial cal verification 50

5.4.1
5

Instrument Performance Check (BFB)

Job Number: JD902

Account: DRAKEPET Drake Petroleum Company, Inc.

Project: GESMD: PC # 007805 Bel Air Xtra Fuels, 2476 Churchville Road, Bel Air, MD

Sample: V2A8652-BFB	Injection Date: 12/31/19
Lab File ID: 2A200164.D	Injection Time: 08:17
Instrument ID: GCMS2A	

m/e	Ion Abundance Criteria	Raw Abundance	% Relative Abundance	Pass/Fail
50	15.0 - 40.0% of mass 95	33909	16.3	Pass
75	30.0 - 60.0% of mass 95	99944	48.0	Pass
95	Base peak, 100% relative abundance	208149	100.0	Pass
96	5.0 - 9.0% of mass 95	13054	6.27	Pass
173	Less than 2.0% of mass 174	0	0.00 (0.00) ^a	Pass
174	50.0 - 120.0% of mass 95	172181	82.7	Pass
175	5.0 - 9.0% of mass 174	14103	6.78 (8.19) ^a	Pass
176	95.0 - 101.0% of mass 174	170112	81.7 (98.8) ^a	Pass
177	5.0 - 9.0% of mass 176	10980	5.28 (6.45) ^b	Pass

(a) Value is % of mass 174

(b) Value is % of mass 176

This check applies to the following Samples, MS, MSD, Blanks, and Standards:

Lab Sample ID	Lab File ID	Date Analyzed	Time Analyzed	Hours Lapsed	Client Sample ID
V2A8652-CC8621	2A200164.D	12/31/19	08:17	00:00	Continuing cal 20
V2A8652-BS	2A200166.D	12/31/19	09:49	01:32	Blank Spike
V2A8652-MB	2A200168.D	12/31/19	10:47	02:30	Method Blank
ZZZZZZ	2A200169.D	12/31/19	11:16	02:59	(unrelated sample)
ZZZZZZ	2A200170.D	12/31/19	11:45	03:28	(unrelated sample)
ZZZZZZ	2A200171.D	12/31/19	12:14	03:57	(unrelated sample)
ZZZZZZ	2A200172.D	12/31/19	12:43	04:26	(unrelated sample)
JD630-1	2A200173.D	12/31/19	13:12	04:55	(used for QC only; not part of job JD902)
JD630-1	2A200174.D	12/31/19	13:41	05:24	(used for QC only; not part of job JD902)
ZZZZZZ	2A200175.D	12/31/19	14:10	05:53	(unrelated sample)
JD630-1MS	2A200176.D	12/31/19	14:38	06:21	Matrix Spike
JD630-1MSD	2A200177.D	12/31/19	15:07	06:50	Matrix Spike Duplicate
JD902-1	2A200179.D	12/31/19	16:06	07:49	MW-8
JD902-2	2A200180.D	12/31/19	16:35	08:18	MW-9
JD902-3	2A200181.D	12/31/19	17:04	08:47	MW-15S
JD902-4	2A200182.D	12/31/19	17:33	09:16	MW-15D
JD902-5	2A200183.D	12/31/19	18:02	09:45	MW-21S
JD902-6	2A200184.D	12/31/19	18:31	10:14	MW-21I
JD902-7	2A200185.D	12/31/19	19:00	10:43	MW-21D

5.4.2
5

Instrument Performance Check (BFB)

Job Number: JD902

Account: DRAKEPET Drake Petroleum Company, Inc.

Project: GESMD: PC # 007805 Bel Air Xtra Fuels, 2476 Churchville Road, Bel Air, MD

Sample: V2A8653-BFB	Injection Date: 01/02/20
Lab File ID: 2A200187.D	Injection Time: 08:08
Instrument ID: GCMS2A	

m/e	Ion Abundance Criteria	Raw Abundance	% Relative Abundance	Pass/Fail
50	15.0 - 40.0% of mass 95	32971	17.2	Pass
75	30.0 - 60.0% of mass 95	92541	48.3	Pass
95	Base peak, 100% relative abundance	191659	100.0	Pass
96	5.0 - 9.0% of mass 95	13165	6.87	Pass
173	Less than 2.0% of mass 174	0	0.00 (0.00) ^a	Pass
174	50.0 - 120.0% of mass 95	163008	85.1	Pass
175	5.0 - 9.0% of mass 174	11351	5.92 (6.96) ^a	Pass
176	95.0 - 101.0% of mass 174	155392	81.1 (95.3) ^a	Pass
177	5.0 - 9.0% of mass 176	10775	5.62 (6.93) ^b	Pass

(a) Value is % of mass 174

(b) Value is % of mass 176

This check applies to the following Samples, MS, MSD, Blanks, and Standards:

Lab Sample ID	Lab File ID	Date Analyzed	Time Analyzed	Hours Lapsed	Client Sample ID
V2A8653-CC8621	2A200187.D	01/02/20	08:08	00:00	Continuing cal 20
V2A8653-BS	2A200188.D	01/02/20	08:51	00:43	Blank Spike
V2A8653-MB	2A200190.D	01/02/20	09:49	01:41	Method Blank
JD900-4	2A200191.D	01/02/20	10:19	02:11	(used for QC only; not part of job JD902)
ZZZZZZ	2A200192.D	01/02/20	10:48	02:40	(unrelated sample)
JD902-5	2A200193.D	01/02/20	11:18	03:10	MW-21S
JD902-6	2A200194.D	01/02/20	11:47	03:39	MW-21I
JD902-7	2A200195.D	01/02/20	12:16	04:08	MW-21D
JD900-4	2A200196.D	01/02/20	12:45	04:37	(used for QC only; not part of job JD902)
ZZZZZZ	2A200197.D	01/02/20	13:14	05:06	(unrelated sample)
JD900-4MS	2A200198.D	01/02/20	13:43	05:35	Matrix Spike
JD900-4MSD	2A200199.D	01/02/20	14:12	06:04	Matrix Spike Duplicate
ZZZZZZ	2A200200.D	01/02/20	14:41	06:33	(unrelated sample)
ZZZZZZ	2A200201.D	01/02/20	15:09	07:01	(unrelated sample)
ZZZZZZ	2A200202.D	01/02/20	15:38	07:30	(unrelated sample)
ZZZZZZ	2A200203.D	01/02/20	16:06	07:58	(unrelated sample)
ZZZZZZ	2A200204.D	01/02/20	16:35	08:27	(unrelated sample)
ZZZZZZ	2A200205.D	01/02/20	17:04	08:56	(unrelated sample)
ZZZZZZ	2A200206.D	01/02/20	17:33	09:25	(unrelated sample)
ZZZZZZ	2A200207.D	01/02/20	18:02	09:54	(unrelated sample)
ZZZZZZ	2A200208.D	01/02/20	18:30	10:22	(unrelated sample)
ZZZZZZ	2A200209.D	01/02/20	18:59	10:51	(unrelated sample)
ZZZZZZ	2A200210.D	01/02/20	19:28	11:20	(unrelated sample)

Surrogate Recovery Summary

Job Number: JD902

Account: DRAKEPET Drake Petroleum Company, Inc.

Project: GESMD: PC # 007805 Bel Air Xtra Fuels, 2476 Churchville Road, Bel Air, MD

Method: SW846 8260C	Matrix: AQ
----------------------------	-------------------

Samples and QC shown here apply to the above method

Lab Sample ID	Lab File ID	S1	S2	S3	S4
JD902-1	2A200179.D	98	100	95	99
JD902-2	2A200180.D	100	104	96	100
JD902-3	2A200181.D	99	104	96	99
JD902-4	2A200182.D	100	106	96	100
JD902-5	2A200193.D	99	108	96	100
JD902-5	2A200183.D	99	107	95	99
JD902-6	2A200194.D	99	108	96	101
JD902-6	2A200184.D	102	108	95	99
JD902-7	2A200195.D	100	110	96	101
JD902-7	2A200185.D	99	109	96	98
JD630-1MS	2A200176.D	101	104	97	98
JD630-1MSD	2A200177.D	101	104	97	98
JD900-4MS	2A200198.D	101	109	98	100
JD900-4MSD	2A200199.D	102	107	98	99
V2A8652-BS	2A200166.D	98	106	96	97
V2A8652-MB	2A200168.D	99	103	96	99
V2A8653-BS	2A200188.D	92	110	98	99
V2A8653-MB	2A200190.D	97	108	97	101

Surrogate Compounds

Recovery Limits

S1 = Dibromofluoromethane	80-120%
S2 = 1,2-Dichloroethane-D4	81-124%
S3 = Toluene-D8	80-120%
S4 = 4-Bromofluorobenzene	80-120%

5.5.1
5

GC Volatiles

QC Data Summaries

Includes the following where applicable:

- Method Blank Summaries
- Blank Spike Summaries
- Matrix Spike and Duplicate Summaries
- Surrogate Recovery Summaries

Method Blank Summary

Job Number: JD902

Account: DRAKEPET Drake Petroleum Company, Inc.

Project: GESMD: PC # 007805 Bel Air Xtra Fuels, 2476 Churchville Road, Bel Air, MD

Sample	File ID	DF	Analyzed	By	Prep Date	Prep Batch	Analytical Batch
GLM4268-MB2	LM102556.D	1	12/27/19	XPL	n/a	n/a	GLM4268

The QC reported here applies to the following samples:

Method: SW846 8015D

JD902-1, JD902-2, JD902-3, JD902-4

CAS No.	Compound	Result	RL	MDL	Units	Q
	TPH-GRO (C6-C10)	ND	0.20	0.10	mg/l	

CAS No.	Surrogate Recoveries	Limits
98-08-8	aaa-Trifluorotoluene	89% 55-130%

6.1.1
6

Method Blank Summary

Job Number: JD902

Account: DRAKEPET Drake Petroleum Company, Inc.

Project: GESMD: PC # 007805 Bel Air Xtra Fuels, 2476 Churchville Road, Bel Air, MD

Sample	File ID	DF	Analyzed	By	Prep Date	Prep Batch	Analytical Batch
GLM4271-MB1	LM102621.D	1	12/31/19	XPL	n/a	n/a	GLM4271

The QC reported here applies to the following samples:

Method: SW846 8015D

JD902-5, JD902-6, JD902-7

CAS No.	Compound	Result	RL	MDL	Units	Q
	TPH-GRO (C6-C10)	ND	0.20	0.10	mg/l	

CAS No.	Surrogate Recoveries	Limits
98-08-8	aaa-Trifluorotoluene	85% 55-130%

6.1.2
6

Method Blank Summary

Job Number: JD902

Account: DRAKEPET Drake Petroleum Company, Inc.

Project: GESMD: PC # 007805 Bel Air Xtra Fuels, 2476 Churchville Road, Bel Air, MD

Sample	File ID	DF	Analyzed	By	Prep Date	Prep Batch	Analytical Batch
GLM4268-MB1	LM102546.D	1	12/27/19	XPL	n/a	n/a	GLM4268

The QC reported here applies to the following samples:

Method: SW846 8015D

GLM4268-BS, JD864-7DUP, JD864-6MS

CAS No.	Compound	Result	RL	MDL	Units	Q
	TPH-GRO (C6-C10)	ND	0.20	0.10	mg/l	

CAS No.	Surrogate Recoveries	Limits
98-08-8	aaa-Trifluorotoluene	90% 55-130%

Blank Spike Summary

Job Number: JD902

Account: DRAKEPET Drake Petroleum Company, Inc.

Project: GESMD: PC # 007805 Bel Air Xtra Fuels, 2476 Churchville Road, Bel Air, MD

Sample	File ID	DF	Analyzed	By	Prep Date	Prep Batch	Analytical Batch
GLM4268-BS	LM102547.D	1	12/27/19	XPL	n/a	n/a	GLM4268

The QC reported here applies to the following samples:

Method: SW846 8015D

JD902-1, JD902-2, JD902-3, JD902-4

CAS No.	Compound	Spike mg/l	BSP mg/l	BSP %	Limits
	TPH-GRO (C6-C10)	8	7.58	95	71-132

CAS No.	Surrogate Recoveries	BSP	Limits
98-08-8	aaa-Trifluorotoluene	109%	55-130%

* = Outside of Control Limits.

Blank Spike Summary

Job Number: JD902

Account: DRAKEPET Drake Petroleum Company, Inc.

Project: GESMD: PC # 007805 Bel Air Xtra Fuels, 2476 Churchville Road, Bel Air, MD

Sample	File ID	DF	Analyzed	By	Prep Date	Prep Batch	Analytical Batch
GLM4271-BS	LM102622.D	1	12/31/19	XPL	n/a	n/a	GLM4271

The QC reported here applies to the following samples:

Method: SW846 8015D

JD902-5, JD902-6, JD902-7

CAS No.	Compound	Spike mg/l	BSP mg/l	BSP %	Limits
	TPH-GRO (C6-C10)	8	7.51	94	71-132

CAS No.	Surrogate Recoveries	BSP	Limits
98-08-8	aaa-Trifluorotoluene	103%	55-130%

* = Outside of Control Limits.

Matrix Spike Summary

Job Number: JD902

Account: DRAKEPET Drake Petroleum Company, Inc.

Project: GESMD: PC # 007805 Bel Air Xtra Fuels, 2476 Churchville Road, Bel Air, MD

Sample	File ID	DF	Analyzed	By	Prep Date	Prep Batch	Analytical Batch
JD864-6MS	LM102554.D	1	12/27/19	XPL	n/a	n/a	GLM4268
JD864-6	LM102548.D	1	12/27/19	XPL	n/a	n/a	GLM4268

The QC reported here applies to the following samples:

Method: SW846 8015D

JD902-1, JD902-2, JD902-3, JD902-4

CAS No.	Compound	JD864-6 mg/l	Spike Q	MS mg/l	MS %	Limits
	TPH-GRO (C6-C10)	ND	8	8.27	103	49-131

CAS No.	Surrogate Recoveries	MS	JD864-6	Limits
98-08-8	aaa-Trifluorotoluene	106%	92%	55-130%

* = Outside of Control Limits.

Matrix Spike Summary

Job Number: JD902

Account: DRAKEPET Drake Petroleum Company, Inc.

Project: GESMD: PC # 007805 Bel Air Xtra Fuels, 2476 Churchville Road, Bel Air, MD

Sample	File ID	DF	Analyzed	By	Prep Date	Prep Batch	Analytical Batch
JD887-4MS	LM102629.D	1	12/31/19	XPL	n/a	n/a	GLM4271
JD887-4	LM102623.D	1	12/31/19	XPL	n/a	n/a	GLM4271

The QC reported here applies to the following samples:

Method: SW846 8015D

JD902-5, JD902-6, JD902-7

CAS No.	Compound	JD887-4 mg/l	Spike Q	MS mg/l	MS %	Limits
	TPH-GRO (C6-C10)	ND	8	7.71	96	49-131

CAS No.	Surrogate Recoveries	MS	JD887-4	Limits
98-08-8	aaa-Trifluorotoluene	96%	85%	55-130%

* = Outside of Control Limits.

Duplicate Summary

Job Number: JD902

Account: DRAKEPET Drake Petroleum Company, Inc.

Project: GESMD: PC # 007805 Bel Air Xtra Fuels, 2476 Churchville Road, Bel Air, MD

Sample	File ID	DF	Analyzed	By	Prep Date	Prep Batch	Analytical Batch
JD864-7DUP	LM102550.D	1	12/27/19	XPL	n/a	n/a	GLM4268
JD864-7	LM102549.D	1	12/27/19	XPL	n/a	n/a	GLM4268

The QC reported here applies to the following samples:

Method: SW846 8015D

JD902-1, JD902-2, JD902-3, JD902-4

CAS No.	Compound	JD864-7 mg/l	DUP Q	mg/l	Q	RPD	Limits
	TPH-GRO (C6-C10)	ND		ND		nc	8

CAS No.	Surrogate Recoveries	DUP	JD864-7	Limits
98-08-8	aaa-Trifluorotoluene	91%	91%	55-130%

* = Outside of Control Limits.

Duplicate Summary

Job Number: JD902

Account: DRAKEPET Drake Petroleum Company, Inc.

Project: GESMD: PC # 007805 Bel Air Xtra Fuels, 2476 Churchville Road, Bel Air, MD

Sample	File ID	DF	Analyzed	By	Prep Date	Prep Batch	Analytical Batch
JD887-7DUP	LM102625.D	1	12/31/19	XPL	n/a	n/a	GLM4271
JD887-7	LM102624.D	1	12/31/19	XPL	n/a	n/a	GLM4271

The QC reported here applies to the following samples:

Method: SW846 8015D

JD902-5, JD902-6, JD902-7

CAS No.	Compound	JD887-7 mg/l	DUP Q mg/l	Q RPD	Limits
	TPH-GRO (C6-C10)	0.271	0.263	3	8

CAS No.	Surrogate Recoveries	DUP	JD887-7	Limits
98-08-8	aaa-Trifluorotoluene	86%	86%	55-130%

* = Outside of Control Limits.

Surrogate Recovery Summary

Job Number: JD902

Account: DRAKEPET Drake Petroleum Company, Inc.

Project: GESMD: PC # 007805 Bel Air Xtra Fuels, 2476 Churchville Road, Bel Air, MD

Method: SW846 8015D

Matrix: AQ

Samples and QC shown here apply to the above method

Lab Sample ID	Lab File ID	S1 ^a
JD902-1	LM102559.D	90
JD902-2	LM102560.D	90
JD902-3	LM102561.D	90
JD902-4	LM102562.D	89
JD902-5	LM102627.D	86
JD902-6	LM102628.D	85
JD902-7	LM102626.D	84
GLM4268-BS	LM102547.D	109
GLM4268-MB2	LM102556.D	89
GLM4271-BS	LM102622.D	103
GLM4271-MB1	LM102621.D	85
JD864-6MS	LM102554.D	106
JD864-7DUP	LM102550.D	91
JD887-4MS	LM102629.D	96
JD887-7DUP	LM102625.D	86
GLM4268-MB1	LM102546.D	90

Surrogate Compounds	Recovery Limits
---------------------	-----------------

S1 = aaa-Trifluorotoluene	55-130%
---------------------------	---------

(a) Recovery from GC signal #1

GC/LC Semi-volatiles

QC Data Summaries

Includes the following where applicable:

- Method Blank Summaries
- Blank Spike Summaries
- Matrix Spike and Duplicate Summaries
- Surrogate Recovery Summaries

Method Blank Summary

Job Number: JD902

Account: DRAKEPET Drake Petroleum Company, Inc.

Project: GESMD: PC # 007805 Bel Air Xtra Fuels, 2476 Churchville Road, Bel Air, MD

Sample	File ID	DF	Analyzed	By	Prep Date	Prep Batch	Analytical Batch
OP24896-MB1	2Z78531.D	1	12/29/19	TL	12/27/19	OP24896	G2Z2978

The QC reported here applies to the following samples:

Method: SW846 8015D

JD902-1, JD902-2, JD902-3, JD902-4, JD902-5, JD902-6, JD902-7

CAS No.	Compound	Result	RL	MDL	Units	Q
	TPH-DRO (C10-C28)	ND	0.083	0.053	mg/l	

CAS No.	Surrogate Recoveries	Limits	
84-15-1	o-Terphenyl	64%	22-140%
438-22-2	5a-Androstane	68%	10-135%

7.1.1
7

Method Blank Summary

Job Number: JD902

Account: DRAKEPET Drake Petroleum Company, Inc.

Project: GESMD: PC # 007805 Bel Air Xtra Fuels, 2476 Churchville Road, Bel Air, MD

Sample	File ID	DF	Analyzed	By	Prep Date	Prep Batch	Analytical Batch
OP24896-MB1	2Y100533.D	1	12/29/19	TL	12/27/19	OP24896	G2Y3837

The QC reported here applies to the following samples:

Method: SW846 8015D

JD902-1, JD902-2, JD902-3, JD902-4, JD902-5, JD902-6, JD902-7

CAS No.	Compound	Result	RL	MDL	Units	Q
	TPH-DRO (C10-C28)	ND	0.083	0.053	mg/l	

CAS No.	Surrogate Recoveries	Limits	
84-15-1	o-Terphenyl	75%	22-140%
438-22-2	5a-Androstane	60%	10-135%

Blank Spike/Blank Spike Duplicate Summary

Job Number: JD902

Account: DRAKEPET Drake Petroleum Company, Inc.

Project: GESMD: PC # 007805 Bel Air Xtra Fuels, 2476 Churchville Road, Bel Air, MD

Sample	File ID	DF	Analyzed	By	Prep Date	Prep Batch	Analytical Batch
OP24896-BS1	2Y100531.D	1	12/29/19	TL	12/27/19	OP24896	G2Y3837
OP24896-BSD	2Y100532.D	1	12/29/19	TL	12/27/19	OP24896	G2Y3837

The QC reported here applies to the following samples:

Method: SW846 8015D

JD902-1, JD902-2, JD902-3, JD902-4, JD902-5, JD902-6, JD902-7

CAS No.	Compound	Spike mg/l	BSP mg/l	BSP %	BSD mg/l	BSD %	RPD	Limits Rec/RPD
	TPH-DRO (C10-C28)	3.33	1.92	58	2.06	62	7	29-114/12

CAS No.	Surrogate Recoveries	BSP	BSD	Limits
84-15-1	o-Terphenyl	82%	88%	22-140%
438-22-2	5a-Androstane	60%	67%	10-135%

* = Outside of Control Limits.

7.2.1
7

Surrogate Recovery Summary

Job Number: JD902

Account: DRAKEPET Drake Petroleum Company, Inc.

Project: GESMD: PC # 007805 Bel Air Xtra Fuels, 2476 Churchville Road, Bel Air, MD

Method: SW846 8015D

Matrix: AQ

Samples and QC shown here apply to the above method

Lab Sample ID	Lab File ID	S1 ^a	S2 ^a
JD902-1	2Y100534.D	81	58
JD902-2	2Y100535.D	75	52
JD902-3	2Y100536.D	70	48
JD902-4	2Y100537.D	27	19
JD902-5	2Y100538.D	69	34
JD902-6	2Y100541.D	77	53
JD902-7	2Y100542.D	70	46
OP24896-BS1	2Y100531.D	82	60
OP24896-BSD	2Y100532.D	88	67
OP24896-MB1	2Z78531.D	64	68
OP24896-MB1	2Y100533.D	75	60

Surrogate Compounds

Recovery Limits

S1 = o-Terphenyl

22-140%

S2 = 5a-Androstane

10-135%

(a) Recovery from GC signal #1

The results set forth herein are provided by SGS North America Inc.

e-Hardcopy 2.0
Automated Report

Technical Report for

Drake Petroleum Company, Inc.

GESMD: PC # 007805 Bel Air Xtra Fuels, 2476 Churchville Road, Bel Air, MD
0403194

SGS Job Number: JD1561

Sampling Date: 01/09/20

Report to:

midatlantic@gesonline.com
ataylorsoncollins@gesonline.com

ATTN: Distribution5

Total number of pages in report: **11**



Test results contained within this data package meet the requirements of the National Environmental Laboratory Accreditation Program and/or state specific certification programs as applicable.

A handwritten signature in black ink, appearing to be "LDH".

Laura Degenhardt
General Manager

Client Service contact: Victoria Pushkova 732-329-0200

Certifications: NJ(12129), NY(10983), CA, CT, FL, IL, IN, KS, KY, LA, MA, MD, ME, MN, NC, OH VAP (CL0056), AK (UST-103), AZ (AZ0786), PA, RI, SC, TX, UT, VA, WV, DoD ELAP (ANAB L2248)

This report shall not be reproduced, except in its entirety, without the written approval of SGS.
Test results relate only to samples analyzed.

Table of Contents

-1-

Section 1: Sample Summary	3
Section 2: Summary of Hits	4
Section 3: Sample Results	5
3.1: JD1561-1: MW-7R	6
Section 4: Misc. Forms	9
4.1: Chain of Custody	10

1

2

3

4



Sample Summary

Drake Petroleum Company, Inc.

Job No: JD1561

GESMD: PC # 007805 Bel Air Xtra Fuels, 2476 Churchville Road, Bel Air, MD

Project No: 0403194

Sample Number	Collected Date	Time By	Received	Matrix Code	Type	Client Sample ID
---------------	----------------	---------	----------	-------------	------	------------------

This report contains results reported as ND = Not detected. The following applies:

Organics ND = Not detected above the MDL

JD1561-1	01/09/20	11:45 AR	01/10/20	AQ	Ground Water	MW-7R
----------	----------	----------	----------	----	--------------	-------

Summary of Hits

Job Number: JD1561
Account: Drake Petroleum Company, Inc.
Project: GESMD: PC # 007805 Bel Air Xtra Fuels, 2476 Churchville Road, Bel Air, MD
Collected: 01/09/20

Lab Sample ID	Client Sample ID	Result/ Qual	RL	MDL	Units	Method
JD1561-1	MW-7R					
Benzene ^a		3.3	2.5	2.1	ug/l	SW846 8260C
n-Butylbenzene ^a		15.5	10	2.6	ug/l	SW846 8260C
sec-Butylbenzene ^a		10.2	10	3.1	ug/l	SW846 8260C
Ethylbenzene ^a		1560	20	12	ug/l	SW846 8260C
Isopropylbenzene ^a		75.8	5.0	3.2	ug/l	SW846 8260C
p-Isopropyltoluene ^a		8.3 J	10	3.3	ug/l	SW846 8260C
Methyl Tert Butyl Ether ^a		45.4	5.0	2.5	ug/l	SW846 8260C
Naphthalene ^a		445	25	13	ug/l	SW846 8260C
n-Propylbenzene ^a		176	10	3.0	ug/l	SW846 8260C
Tert Butyl Alcohol ^a		55.1	50	29	ug/l	SW846 8260C
Toluene ^a		34.8	5.0	2.7	ug/l	SW846 8260C
1,2,4-Trimethylbenzene ^a		1580	40	20	ug/l	SW846 8260C
1,3,5-Trimethylbenzene ^a		228	10	5.0	ug/l	SW846 8260C
m,p-Xylene ^a		1750	5.0	3.9	ug/l	SW846 8260C
o-Xylene ^a		212	5.0	3.0	ug/l	SW846 8260C
Xylene (total) ^a		1960	5.0	3.0	ug/l	SW846 8260C

(a) (pH= 2)Sample pH did not satisfy field preservation criteria.

Sample Results

Report of Analysis

Report of Analysis

Client Sample ID: MW-7R		Date Sampled: 01/09/20
Lab Sample ID: JD1561-1		Date Received: 01/10/20
Matrix: AQ - Ground Water		Percent Solids: n/a
Method: SW846 8260C		
Project: GESMD: PC # 007805 Bel Air Xtra Fuels, 2476 Churchville Road, Bel Air, MD		

	File ID	DF	Analyzed	By	Prep Date	Prep Batch	Analytical Batch
Run #1 ^a	2D187678.D	5	01/15/20 12:09	KC	n/a	n/a	V2D8086
Run #2 ^a	2D187652.D	20	01/14/20 12:21	KC	n/a	n/a	V2D8085

	Purge Volume
Run #1	5.0 ml
Run #2	5.0 ml

VOA Full List + Oxygenates

CAS No.	Compound	Result	RL	MDL	Units	Q
67-64-1	Acetone	ND	50	30	ug/l	
71-43-2	Benzene	3.3	2.5	2.1	ug/l	
108-86-1	Bromobenzene	ND	5.0	2.7	ug/l	
74-97-5	Bromochloromethane	ND	5.0	2.4	ug/l	
75-27-4	Bromodichloromethane	ND	5.0	2.9	ug/l	
75-25-2	Bromoform	ND	5.0	3.2	ug/l	
74-83-9	Bromomethane	ND	10	8.2	ug/l	
78-93-3	2-Butanone (MEK)	ND	50	34	ug/l	
104-51-8	n-Butylbenzene	15.5	10	2.6	ug/l	
135-98-8	sec-Butylbenzene	10.2	10	3.1	ug/l	
98-06-6	tert-Butylbenzene	ND	10	3.4	ug/l	
56-23-5	Carbon tetrachloride	ND	5.0	2.8	ug/l	
108-90-7	Chlorobenzene	ND	5.0	2.8	ug/l	
75-00-3	Chloroethane	ND	5.0	3.6	ug/l	
67-66-3	Chloroform	ND	5.0	2.5	ug/l	
74-87-3	Chloromethane	ND	5.0	3.8	ug/l	
95-49-8	o-Chlorotoluene	ND	10	3.2	ug/l	
106-43-4	p-Chlorotoluene	ND	10	3.0	ug/l	
108-20-3	Di-Isopropyl ether	ND	10	3.4	ug/l	
96-12-8	1,2-Dibromo-3-chloropropane	ND	10	6.0	ug/l	
124-48-1	Dibromochloromethane	ND	5.0	2.8	ug/l	
106-93-4	1,2-Dibromoethane	ND	5.0	2.4	ug/l	
95-50-1	1,2-Dichlorobenzene	ND	5.0	2.7	ug/l	
541-73-1	1,3-Dichlorobenzene	ND	5.0	2.7	ug/l	
106-46-7	1,4-Dichlorobenzene	ND	5.0	2.5	ug/l	
75-71-8	Dichlorodifluoromethane	ND	10	6.8	ug/l	
75-34-3	1,1-Dichloroethane	ND	5.0	2.8	ug/l	
107-06-2	1,2-Dichloroethane	ND	5.0	3.0	ug/l	
75-35-4	1,1-Dichloroethene	ND	5.0	3.0	ug/l	
156-59-2	cis-1,2-Dichloroethene	ND	5.0	2.5	ug/l	
156-60-5	trans-1,2-Dichloroethene	ND	5.0	2.7	ug/l	
78-87-5	1,2-Dichloropropane	ND	5.0	2.5	ug/l	

ND = Not detected MDL = Method Detection Limit

RL = Reporting Limit

E = Indicates value exceeds calibration range

J = Indicates an estimated value

B = Indicates analyte found in associated method blank

N = Indicates presumptive evidence of a compound

Report of Analysis

Client Sample ID: MW-7R		Date Sampled: 01/09/20
Lab Sample ID: JD1561-1		Date Received: 01/10/20
Matrix: AQ - Ground Water		Percent Solids: n/a
Method: SW846 8260C		
Project: GESMD: PC # 007805 Bel Air Xtra Fuels, 2476 Churchville Road, Bel Air, MD		

VOA Full List + Oxygenates

CAS No.	Compound	Result	RL	MDL	Units	Q
142-28-9	1,3-Dichloropropane	ND	5.0	2.1	ug/l	
594-20-7	2,2-Dichloropropane	ND	5.0	2.6	ug/l	
563-58-6	1,1-Dichloropropene	ND	5.0	4.1	ug/l	
10061-01-5	cis-1,3-Dichloropropene	ND	5.0	2.4	ug/l	
10061-02-6	trans-1,3-Dichloropropene	ND	5.0	2.2	ug/l	
100-41-4	Ethylbenzene	1560 ^b	20	12	ug/l	
87-68-3	Hexachlorobutadiene	ND	10	2.8	ug/l	
98-82-8	Isopropylbenzene	75.8	5.0	3.2	ug/l	
99-87-6	p-Isopropyltoluene	8.3	10	3.3	ug/l	J
1634-04-4	Methyl Tert Butyl Ether	45.4	5.0	2.5	ug/l	
108-10-1	4-Methyl-2-pentanone(MIBK)	ND	25	9.3	ug/l	
74-95-3	Methylene bromide	ND	5.0	2.4	ug/l	
75-09-2	Methylene chloride	ND	10	5.0	ug/l	
91-20-3	Naphthalene	445	25	13	ug/l	
103-65-1	n-Propylbenzene	176	10	3.0	ug/l	
100-42-5	Styrene	ND	5.0	3.5	ug/l	
75-65-0	Tert Butyl Alcohol	55.1	50	29	ug/l	
994-05-8	tert-Amyl Methyl Ether	ND	10	2.4	ug/l	
637-92-3	tert-Butyl Ethyl Ether	ND	10	2.8	ug/l	
630-20-6	1,1,1,2-Tetrachloroethane	ND	5.0	3.0	ug/l	
79-34-5	1,1,2,2-Tetrachloroethane	ND	5.0	3.3	ug/l	
127-18-4	Tetrachloroethene	ND	5.0	4.5	ug/l	
108-88-3	Toluene	34.8	5.0	2.7	ug/l	
87-61-6	1,2,3-Trichlorobenzene	ND	5.0	2.5	ug/l	
120-82-1	1,2,4-Trichlorobenzene	ND	5.0	2.5	ug/l	
71-55-6	1,1,1-Trichloroethane	ND	5.0	2.7	ug/l	
79-00-5	1,1,2-Trichloroethane	ND	5.0	2.7	ug/l	
79-01-6	Trichloroethene	ND	5.0	2.6	ug/l	
75-69-4	Trichlorofluoromethane	ND	10	4.2	ug/l	
96-18-4	1,2,3-Trichloropropane	ND	10	3.5	ug/l	
95-63-6	1,2,4-Trimethylbenzene	1580 ^b	40	20	ug/l	
108-67-8	1,3,5-Trimethylbenzene	228	10	5.0	ug/l	
75-01-4	Vinyl chloride	ND	5.0	3.9	ug/l	
	m,p-Xylene	1750	5.0	3.9	ug/l	
95-47-6	o-Xylene	212	5.0	3.0	ug/l	
1330-20-7	Xylene (total)	1960	5.0	3.0	ug/l	

CAS No.	Surrogate Recoveries	Run# 1	Run# 2	Limits
1868-53-7	Dibromofluoromethane	93%	92%	80-120%

ND = Not detected MDL = Method Detection Limit

RL = Reporting Limit

E = Indicates value exceeds calibration range

J = Indicates an estimated value

B = Indicates analyte found in associated method blank

N = Indicates presumptive evidence of a compound

Report of Analysis

Client Sample ID: MW-7R		Date Sampled: 01/09/20
Lab Sample ID: JD1561-1		Date Received: 01/10/20
Matrix: AQ - Ground Water		Percent Solids: n/a
Method: SW846 8260C		
Project: GESMD: PC # 007805 Bel Air Xtra Fuels, 2476 Churchville Road, Bel Air, MD		

VOA Full List + Oxygenates

CAS No.	Surrogate Recoveries	Run# 1	Run# 2	Limits
17060-07-0	1,2-Dichloroethane-D4	88%	88%	81-124%
2037-26-5	Toluene-D8	95%	97%	80-120%
460-00-4	4-Bromofluorobenzene	98%	99%	80-120%

(a) (pH= 2)Sample pH did not satisfy field preservation criteria.

(b) Result is from Run# 2

ND = Not detected MDL = Method Detection Limit
 RL = Reporting Limit
 E = Indicates value exceeds calibration range

J = Indicates an estimated value
 B = Indicates analyte found in associated method blank
 N = Indicates presumptive evidence of a compound

Misc. Forms

Custody Documents and Other Forms

Includes the following where applicable:

- Chain of Custody



ACCUTEST

GW

CHAIN OF CUSTODY

SGS Accutest - Dayton
2235 Route 130, Dayton, NJ 08810
TEL: 732-329-0200 FAX: 732-329-3499/3480
www.accutest.com

FED-EX Tracking #
Bottle Order Control # VP-121019-181
SGS Accutest Quote #
SGS Accutest Job # JD1561

Main data entry table with columns for Company Name, Project Name, Billing Information, Matrix Codes, and a large grid for sample collection details including Date, Time, Matrix, and Number of bottles.

Turnaround Time (Business days) and Data Deliverable Information section with checkboxes for various reporting options like 'Std. 10 Business Days', 'Commercial A/B/C', and 'NYASP Category A/B'.

Chain of custody table with columns for Relinquished By, Date/Time, Received By, Date/Time, and Custody Seal #. Includes handwritten signatures and dates.

4.1
4



SGS Sample Receipt Summary

Job Number: JD1561

Client: GROUNDWATER & ENVIRONMENTAL S

Project: DRAKE BEL AIR

Date / Time Received: 1/10/2020 5:30:00 PM

Delivery Method: _____

Airbill #'s: _____

Cooler Temps (Raw Measured) °C: Cooler 1: (1.6);

Cooler Temps (Corrected) °C: Cooler 1: (1.4);

<u>Cooler Security</u>	<u>Y</u>	<u>or</u>	<u>N</u>		<u>Y</u>	<u>or</u>	<u>N</u>
1. Custody Seals Present:	<input checked="" type="checkbox"/>		<input type="checkbox"/>	3. COC Present:	<input checked="" type="checkbox"/>		<input type="checkbox"/>
2. Custody Seals Intact:	<input checked="" type="checkbox"/>		<input type="checkbox"/>	4. Smpl Dates/Time OK	<input checked="" type="checkbox"/>		<input type="checkbox"/>

<u>Cooler Temperature</u>	<u>Y</u>	<u>or</u>	<u>N</u>
1. Temp criteria achieved:	<input checked="" type="checkbox"/>		<input type="checkbox"/>
2. Cooler temp verification:	IR Gun		
3. Cooler media:	Ice (Bag)		
4. No. Coolers:	1		

<u>Quality Control Preservation</u>	<u>Y</u>	<u>or</u>	<u>N</u>	<u>N/A</u>
1. Trip Blank present / cooler:	<input type="checkbox"/>		<input checked="" type="checkbox"/>	<input type="checkbox"/>
2. Trip Blank listed on COC:	<input type="checkbox"/>		<input checked="" type="checkbox"/>	<input type="checkbox"/>
3. Samples preserved properly:	<input checked="" type="checkbox"/>		<input type="checkbox"/>	<input type="checkbox"/>
4. VOCs headspace free:	<input checked="" type="checkbox"/>		<input type="checkbox"/>	<input type="checkbox"/>

<u>Sample Integrity - Documentation</u>	<u>Y</u>	<u>or</u>	<u>N</u>
1. Sample labels present on bottles:	<input checked="" type="checkbox"/>		<input type="checkbox"/>
2. Container labeling complete:	<input checked="" type="checkbox"/>		<input type="checkbox"/>
3. Sample container label / COC agree:	<input checked="" type="checkbox"/>		<input type="checkbox"/>

<u>Sample Integrity - Condition</u>	<u>Y</u>	<u>or</u>	<u>N</u>
1. Sample recvd within HT:	<input checked="" type="checkbox"/>		<input type="checkbox"/>
2. All containers accounted for:	<input checked="" type="checkbox"/>		<input type="checkbox"/>
3. Condition of sample:	Intact		

<u>Sample Integrity - Instructions</u>	<u>Y</u>	<u>or</u>	<u>N</u>	<u>N/A</u>
1. Analysis requested is clear:	<input checked="" type="checkbox"/>		<input type="checkbox"/>	<input type="checkbox"/>
2. Bottles received for unspecified tests	<input type="checkbox"/>		<input checked="" type="checkbox"/>	<input type="checkbox"/>
3. Sufficient volume recvd for analysis:	<input checked="" type="checkbox"/>		<input type="checkbox"/>	<input type="checkbox"/>
4. Compositing instructions clear:	<input type="checkbox"/>		<input type="checkbox"/>	<input checked="" type="checkbox"/>
5. Filtering instructions clear:	<input type="checkbox"/>		<input type="checkbox"/>	<input checked="" type="checkbox"/>

Test Strip Lot #s:	pH 1-12: 229517	pH 12+: 208717	Other: (Specify) _____
--------------------	-----------------	----------------	------------------------

Comments

SM089-03
Rev. Date 12/7/17

JD1561: Chain of Custody

Page 2 of 2

4.1
4



Appendix D - Waste Manifests

SOIL SAFE, INC.

NON-HAZARDOUS MATERIAL MANIFEST

Log Number
43
518761

GENERATOR

Generator Name XTRA MART
 Address 2476 CHURCHVILLE RD
BEL AIR, MD
 Phone No. (410) 872-3990
ANDREW JEUKINS

Shipping Location _____
 Address SAME
 Phone No. _____

Approval Number
F7
0518

Description of Material
 Non-Regulated Petroleum Contaminated Soil
 Non DOT/RCRA Regulated

18.56 to 6	GROSS
11.47	TARE
7.09	NET
12:46 PM	TONNAGE
20 DRUMS	

I hereby certify that the above named material does not contain free liquid as defined by 40 CFR Part 260.10 or any applicable state law, is not a hazardous waste as defined by 40 CFR Part 261 or any applicable state law, has been properly described, classified and packaged, and is in proper condition for transportation according to applicable regulations.

Pete Reichman, on behalf of Drake Petroleum, Pete Banteloff 12-12-19
 Generator Authorized Agent Name Signature Shipment Date

TRANSPORTER

Transporter Name ADV ENVIRONMENTAL
 Address 2931 WHITINGTON AVE
BALTO, MD 21230

Driver Name (Print) Desmon Bright
 Vehicle License No./State AM 7890 / New Jersey
 Truck Number BT0076

I hereby certify that the above named material was picked up at the generator site listed above.

I hereby certify that the above named material was delivered without incident to the destination listed below.

Desmon Bright 12-12-19
 Driver Signature Shipment Date

Desmon Bright 12-12-19
 Driver Signature Delivery Date

DESTINATION

Site Name Soil Safe, Inc. - Foxley Road Facility Phone No. _____

Address 7401 Foxley Road, Upper Marlboro, MD 20772

I hereby certify that the above named material has been accepted and to the best of my knowledge the foregoing is true and accurate.

Desmon Bright 12/12/19
 Name of Authorized Agent Signature Receipt Date

SOIL SAFE, INC.

NON-HAZARDOUS MATERIAL MANIFEST

Log Number 44

518762

GENERATOR

Generator Name XTRA MART
Address 2476 CHURCHVILLE RD
BEL AIR, MD
Phone No. (410) 872-3990
HAROLD JENKINS

Shipping Location Same
Address _____
Phone No. _____

Approval Number
F7
0518

Description of Material
Non-Regulated Petroleum Contaminated Soil
Non DOT/RCRA Regulated

12/17/2019
16.27 to 0
582
7.45
12:52 PM
TRC
22 Drums
GROSS
TARE
NET
TONNAGE

I hereby certify that the above named material does not contain free liquid as defined by 40 CFR Part 260.10 or any applicable state law, is not a hazardous waste as defined by 40 CFR Part 261 or any applicable state law, has been properly described, classified and packaged, and is in proper condition for transportation according to applicable regulations.

Pete Reichert on behalf of DRAKE PETROLEUM, Pete Reichert 12-12-19
Generator Authorized Agent Name Signature Shipment Date

TRANSPORTER

Transporter Name ICV ENVIRONMENTAL
Address 2931 WASHINGTON AVE
BMLO, MD 21230

Driver Name (Print) X Phillip Lawrence
Vehicle License No./State XAN-8406
Truck Number X BT0045

I hereby certify that the above named material was picked up at the generator site listed above.

I hereby certify that the above named material was delivered without incident to the destination listed below.

Phillip Lawrence 12/12/19
Driver Signature Shipment Date

Phillip Lawrence 12/12/19
Driver Signature Delivery Date

DESTINATION

Site Name Soil Safe, Inc. - Foxley Road Facility Phone No. _____

Address 7401 Foxley Road, Upper Marlboro, MD 20772

I hereby certify that the above named material has been accepted and to the best of my knowledge the foregoing is true and accurate.

Thomas 12/12/19
Name of Authorized Agent Signature Receipt Date

Tonnages for F7-0518 by Date, Log Number

From 1/1/2019

To 1/31/2020

Date	Log #	Truck Company	Net
F7-0518			
12/12/2019			
12/12/2019	43	ACV	7.09
12/12/2019	44	ACV	7.45
Total volume for Date = 12/12/2019 (2 detail records)			14.54
Total Volume for Approval Number = F7-0518 (2 detail records)			14.54
Total Trucks: 2			
Grand Total			14.54

Designated Facility: Reco Biotechnology
710 Hospital Street
PO# Richmond, VA 23219
(804) 644-2800

MANIFEST NO. 1
RECO JOB NO. 35440

Generator: Drake Petroleum Co. Contact: Peter Reichardt
Site Address: 2476 E. Churchville Rd Emergency Phone: 443-695-4957
Bel Air, MD 21015

Site: vacant retail gasoline station at above address - see photos

I declare that the material released to Reco Biotechnology is fully and accurately described and classified, is not hazardous waste and in all respects in proper condition for transport by highway in accordance with all applicable federal, state and local regulations.

No. of Packages - * Type	HM	Basic Description ID number (UN or NA), Proper Shipping Name, Hazard Class and Packing Group	Gallons (Subject to Correction)
17 DM	X	UN1203, Flammable liquids, n.o.s. (Gasoline and Diesel fuel mixtures for recycling), 3, PG II (MW groundwater)	


*DM=Drum; TT=Tank Trucks; RC=Rail Car

Generator / Agent Authorized Signature:  Date: 12-17-19
Pete Reichardt, on behalf of Drake Petroleum Co. Inc.
Transporter

Company: Reco Biotechnology
Address: 710 Hospital Street
Richmond, VA 23219

Truck# 10
Phone: (804) 644-2800

Driver (Printed Name): Rob Lee Signature: 
Discrepancies: _____ Date: 12-18-19

Received by: Reco Biotechnology
Printed Name: D Hunt Signature: 
Date: 12-18-19




Appendix E - Downhole Geophysical Logs for MW-21 I and MW-21 D

Client: **Groundwater & Environmental Services, Inc.**
 Location: **Bel Air, MD**
 Well Name: **MW-21 I**
 Date: **10/17/19**
 Depth Reference: **Ground Surface**
 Magnetic Declination: **-11.31 deg**
 North reference: **True North**

Borehole Diameter: **6" (nominal)**
 Static Water Level: **12.90**
 Casing Depth: **40'**
 Total Depth: **80'**

- Fracture/Feature
- Discontinuous Fracture/Feature
- Bedding/Change in Lithology

Borehole Diameter 5 in. 7	Depth 1 in: 10ft	Natural Gamma 0 cps 300	Short Normal Resistivity 0 Ohm-m 3000	Acoustic Televiwer 0° 90° 180° 270° 0°	Features 0° 90° 180° 270° 0°	Dip Tadpoles 0 90	Rose Plot - Strike (red)
Fluid Temperature 15 deg C 21		Spontaneous Potential 0 mV 1000	Long Normal Resistivity 0 Ohm-m 3000				Rose Plot - Dip Azimuth (blue)
Fluid Conductivity 0 uS/cm 4000			Single-Point Resistance -500 Ohms 500				
Ambient Flow gpm							
Pumping Flow gpm							



Client: Groundwater & Environmental Services, Inc.
 Location: Bel Air, MD
 Well Name: MW-21 D
 Date: 10/17/19-10/18/19
 Depth Reference: Ground Surface
 Magnetic Declination: -11.31 deg
 North reference: True North

Borehole Diameter: 6" (nominal)
 Static Water Level: 13.35'
 Casing Depth: 100'
 Total Depth: 200'

- Fracture/Feature
- Hairline Fracture/Feature
- Discontinuous Hairline Fracture/Feature
- Bedding/Change in Lithology

Borehole Diameter 5 in. 7	Depth 1 in: 10ft	Natural Gamma 0 cps 300	Short Normal Resistivity 0 Ohm-m 8000	Acoustic Televiwer 0° 90° 180° 270° 0°	Features 0° 90° 180° 270° 0°	Dip Tadpoles 0 90	Rose Plot - Strike (red)
Fluid Temperature 12 deg C 18		Spontaneous Potential 0 mV 1000	Long Normal Resistivity 0 Ohm-m 8000				Rose Plot - Dip Azimuth (blue)
Fluid Conductivity 0 uS/cm 1200			Single-Point Resistance 0 Ohms 1000				
Ambient Flow gpm							
Pumping Flow gpm							

