



February 15, 2024

Mr. Nick Psenicnik
Oil Control Program
Maryland Department of the Environment
1800 Washington Blvd, Suite 620
Baltimore, Maryland 21230

RE: **FOURTH QUARTER 2023 MONITORING REPORT**
Carroll Independent Fuel/Former Green Valley Citgo
11791 Fingerboard Road
Monrovia, Maryland
OCP Case #2005-0834-FR

Dear Mr. Psenicnik,

Groundwater & Environmental Services, Inc. (GES), on behalf of Carroll Independent Fuel Company, Inc. (CIFC), is pleased to submit the Fourth Quarter 2023 Monitoring Report for the Carroll/Former Green Valley Citgo facility (Site). In summary, the following activities were conducted at the Site this monitoring period:

- Quarterly fluid-level gauging of nine (9) monitoring wells and six (6) tank field wells was completed November 28, 2023;
- Sampling of five (5) quarterly and four (4) annual monitoring wells was completed November 28 and 29, 2023;
- Quarterly sampling at three (3) residential point-of-entry (POET) systems was completed November 28, 2023;
- Semiannual sampling of the Green Valley Plaza (GVP) supply well system (influent only) was completed on November 28, 2023; and,
- A POET carbon change out was completed at 3994 Farm Lane residence on January 4, 2024.

GES will be submitting the Annual Remedial Evaluation Report for 2023 for the Site concurrently with this Fourth Quarter 2023 Monitoring Report, noting that the separate Annual Remedial Evaluation Report requests reductions to the sampling frequency for multiple monitoring wells.

If you have any questions or would like additional information, please contact the undersigned at 800-220-3606, extension 3726, or Herb Meade at 410-261-5450.

Sincerely,

Pete Reichardt
Senior Project Manager

Enclosures

- c: Nick Psenicnik – MDE (2 additional copies & eCopy)
Jim Richmond – MDE (additional copy)
Herb Meade – Carroll (e-copy)
Barry Glotfelty – Frederick County Health Department (CD)
Jennifer and Samir Andrawos – Timbercrest Limited Partnership (CD)
File – GES, MD (PSID# 998398)



MDE Contact: Mr. Nick Psenicnik, Maryland Department of the Environment

Consultant Contact: Mr. Peter Reichardt, Groundwater & Environmental Services, Inc., Odenton, MD

Client Contact: Mr. Herb Meade, Carroll Independent Fuel Company, Inc.

SITE DESCRIPTION

Site Use: Carroll Motor Fuels-Branded Retail Service Station adjacent to Green Valley Plaza (shopping center)

Surrounding Area: Commercial shopping centers and residential properties

Sensitive Receptors: Potable Wells – The Site has historically served up to nine (9) onsite supply wells. However, for the reported quarter, only one supply well was noted active (FR-13-0386).

Surrounding commercial and residential properties are all served by potable wells.

Basements/Underground Receptors – None onsite

Surface Water/Wetlands – Fahrney Branch is located approximately 2,400 feet to the south.

Hospitals/Childcare/Schools – Green Valley YMCA (Green Valley Plaza)

Date of Most Recent Regulatory Directive Correspondence: January 23, 2023, GES Receives MDE's *Site Status and Modifications to Sampling Program* dated January 18, 2023

Regulatory correspondence is documented in **Appendix A – Historical Activities Summary**.

SCHEDULE OF ROUTINE ACTIVITIES

Groundwater Sampling: -Quarterly – Wells MW-7, MW-14D, MW-17, MW18S-R, and MW-18D

-Annually – Wells MW-1, MW-4, MW-5, and MW-13

*Wells MW-2, 6, 8, 9, 10, 11, 12, 14S, 15D, and MW-16 were abandoned and removed from the current monitoring program in 4Q 2017 with MDE approval granted October 17, 2017.

Laboratory Analyses: Full-suite volatile organic compounds (VOCs), oxygenates including methyl tert-butyl ether (MTBE), and naphthalene via EPA Method 8260.



SCHEDULE OF ROUTINE ACTIVITIES (cont.)

Table 1 summarizes current and historical analytical results from monitoring wells in the sampling program. **Figure 1** presents a Site Map that includes the locations of the monitoring wells, adjacent residences, and important land features.

- Monitoring Well Field Data:**
- Dissolved Oxygen (DO)
 - Oxidation Reduction Potential (ORP)
 - pH
 - Temperature
 - Specific Conductivity

Table 2 presents current and historical field parameters measurements from monitoring wells in the sampling program. The supporting Fourth Quarter 2023 monitoring well sampling data sheets are attached as **Appendix B**.

Non-Transient, Non-Community Supply Well Sampling

<u>Location</u>	<u>Well Number(s)</u>	<u>Sampling Frequency:</u>
Green Valley Plaza (GVP):	FR-13-0386 ^A	Quarterly
	FR-94-1281 ^B	Quarterly
	FR-94-1233 ^B	Quarterly

^A Supply well FR-13-0386 appears to be single, active source well for GVP system and therefore is represented by the GVP "Influent" potable well sample.

Laboratory Analyses: Target VOCs List, including oxygenates and naphthalene, via EPA Method 524.2.

Note: FR-81-5955, FR-88-1394, FR-88-1366, FR-73-4918, FR-73-6674, and FR-73-7687 were removed from the current monitoring program with MDE approval granted July 29, 2015.

Non-Transient, Non-Community Point-of-Entry Treatment (POET) System Sampling

<u>Location</u>	<u>System Diagnostic Sample Locations</u>	<u>Sampling Frequency:</u>
Green Valley Plaza (GVP):	-Influent ("Inf") *	Semi-annually

Laboratory Analyses: Full VOCs List, including oxygenates and naphthalene, via EPA Method 524.2.

Note: Carroll Fuel was released from POET of the GVP by the MDE in a directive dated January 18, 2023. The influent water at this location is now sampled semi-annually. A Water Filtration System Offer of Ownership or Removal letter was sent to the GVP ownership dated March 27, 2023. No response from GVP ownership has been received.

Table 3 summarizes current and historical analytical data for the Green Valley Plaza potable supply wells and the Influent, Midfluent, and Effluent diagnostic samples associated to the GVP POET treatment system.



SCHEDULE OF ROUTINE ACTIVITIES (cont.)

Residential Potable Well POET System Sampling

<u>Location</u>	<u>Well Number(s)</u>	<u>Sampling Frequency:</u>
3990 Farm Lane:	FR-73-5449	Quarterly
3992 Farm Lane:	Unknown	Quarterly
3994 Farm Lane:	FR-73-2625	Quarterly

Laboratory Analyses: Target VOC list including oxygenates (with MTBE) and naphthalene via EPA Method 524.2.

Notes: Carroll Fuel was released from POET maintenance at 3997 Farm Lane and 3923 Rosewood Road by the MDE on May 24, 2018. Carroll Fuels was released from potable sampling requirements at 3997 Farm Lane and 3923 Rosewood Road on January 18, 2023.

CIFC was released from POET maintenance and sampling requirements for the 3996 Farm Lane residence in MDE directive correspondence dated January 18, 2023. The 3996 Farm Lane POET system was sampled during the First Quarter 2023 and was discontinued of sampling and POET maintenance in the Second Quarter 2023.

Table 4 summarizes the current and historical analytical results for the offsite residential POET systems.

POET System Carbon Change-out Summary:

- A POET carbon change out was completed at 3994 Farm Lane on January 4, 2024.

Residential Potable Well Sampling:

*Note: Resident location 3829 Greenridge Road has been removed from the routine sampling schedule at the request of the property owner. The following residential potable well locations were removed from the current monitoring program with MDE approval granted July 29, 2015:

- 3979, 3981, 3983, 3984A, 3984, 3985, 3987, and 3989 Farm Lane
- 3833, 3835, and 3837 Greenridge Road
- 3737 and 3739 Blueberry Court
- 3992, 3994, 3996, and 3998 Rye Lane

The following residential potable well locations were removed from the current monitoring program with MDE approval granted September 11, 2018:

- 3991, 3993, 3995, and 3998 Farm Lane
- 3740 Blueberry Court

The following residential potable well locations were removed from the current monitoring program with MDE approval granted January 18, 2023:

- 3996 and 3997 Farm Lane
- 3923 Rosewood Road

Figure 2 presents a Local Area Map noting the various on and offsite potable and supply wells within the current study area. **Table 5** summarizes the current and historical analytical results for the offsite residential potable wells. All Fourth Quarter 2023 laboratory reports and chain-of-custody (COC) documentation are attached as **Appendix C**.



FIELD ACTIVITIES

Quarterly Groundwater Sampling Data Summary:

Quarterly Groundwater Sampling Dates:	November 28-30, 2023
# of Monitoring Wells in study area / # Sampled:	9 / 9 (4 annual and 5 quarterly-frequency wells)
Groundwater Sampling and Analyses Notes:	The revised routine sampling program outlined in the MDE's response letter, <i>Site Status and Modifications to Sampling Program</i> dated October 17, 2017 began implementation in the Fourth Quarter 2017. The revised routine sampling program outlined in the MDE's response letter, <i>Site Status and Modifications to Sampling Program</i> dated January 18, 2023 began implementation during Second Quarter 2023.
Apparent Groundwater Flow Direction:	Local groundwater flow is mapped to move south to southwest across the site and interpreted to move regionally toward the south-southwest.

Figure 3 presents an interpretation of groundwater contours based on water elevations gauged from overburden/weathered rock monitoring wells on November 28, 2023. **Figure 4** presents the Fourth Quarter 2023 MTBE concentration levels for onsite monitoring wells and both on and offsite potable supply wells. Groundwater and supply well monitoring graphs are attached as **Appendix D** and **Appendix E**, respectively. **Table 6** provides a summary of monitoring well construction details.

Maximum Monitoring Well Concentrations:

Benzene:	Non-detect (method detection limit of 0.10 µg/L)
MTBE:	32 µg/L (MW-18S-R) on November 29, 2023
Naphthalene:	Non-detect (method detection limit of 0.080 µg/L)

REMEDIAL SYSTEM STATUS

No remedial activities took place during the Fourth Quarter 2023. Past remedial activities can be referenced in the *ISCO System Comprehensive Summary & Update to the Conceptual Site Model (CSM)* submitted to the MDE on September 28, 2012.

REMEDIAL PERMITS

No remedial permits currently in effect.

FUTURE ACTIVITIES

First Quarter 2024:

- GES to continue quarterly sampling of monitoring wells and residential POET systems during the First Quarter 2024 monitoring period, unless otherwise directed by the MDE.



ATTACHMENTS

LIST OF FIGURES

Figure 1	Site Map
Figure 2	Local Area Map
Figure 3	Groundwater Contour Map, Fourth Quarter 2023
Figure 4	Onsite and Residential POET System MTBE Concentration Map, Fourth Quarter 2023

LIST OF TABLES

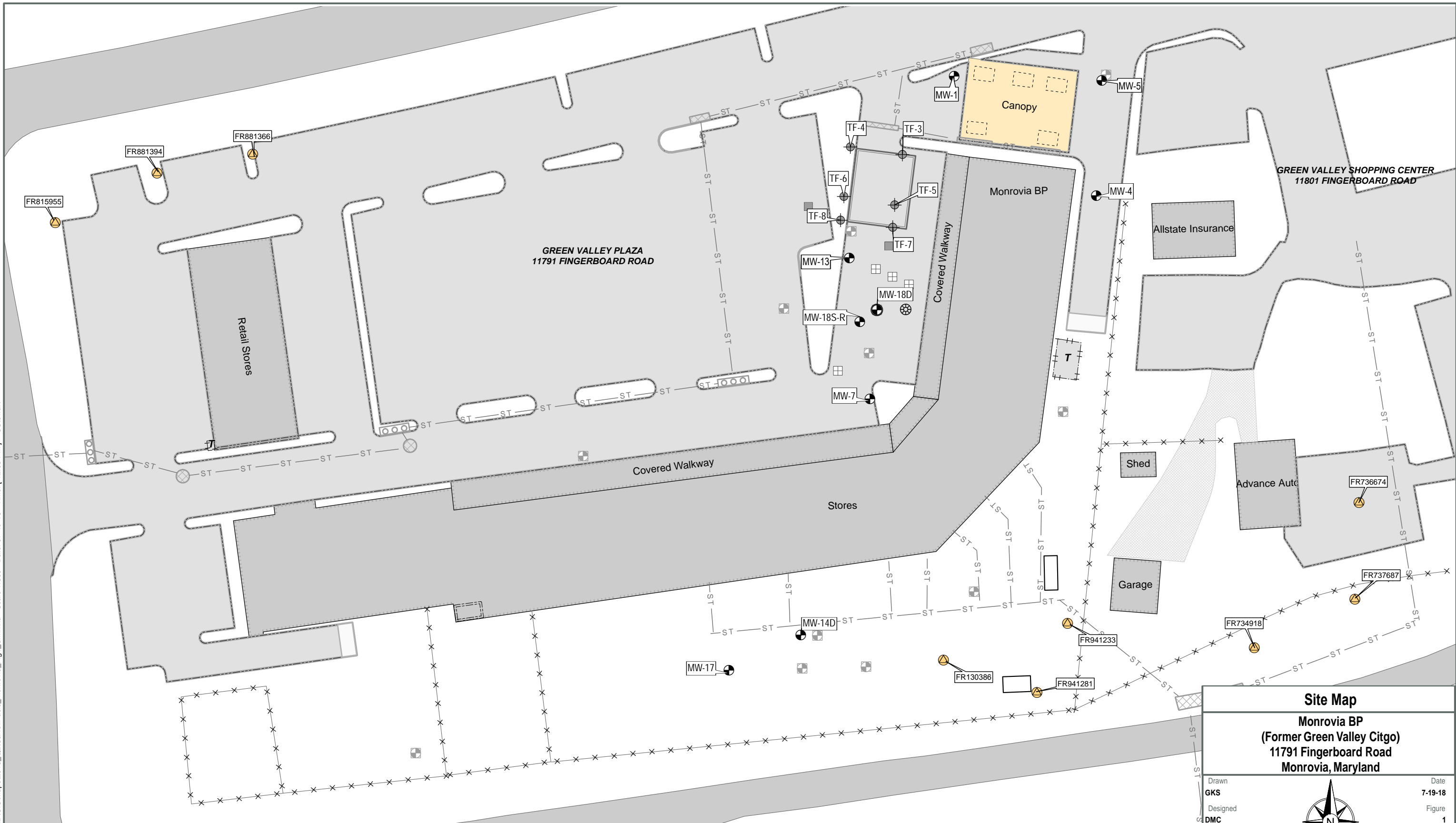
Table 1	Historical Monitoring Well Analytical Data Summary
Table 2	Historical Monitoring Well Field Parameters Data Summary
Table 3	Historical GVP Potable Well and POET System Data Summary
Table 4	Historical Residential POET System Data Summary
Table 5	Historical Residential Potable Well Data Summary
Table 6	Monitoring Well Construction Details

APPENDICES

Appendix A	Historical Activities Summary
Appendix B	Monitoring Well Sampling Data Sheets
Appendix C	Laboratory Reports and Chain of Custody Documentation (See Files on eCopy)
Appendix D	Monitoring Well Concentration Hydrographs
Appendix E	Supply Well Concentration Hydrographs

FIGURES

L:\Projects\Carroll\Fuels\Monrovia\GIS\Maps\2018_Q2\CarrollFuels_Monrovia_Fig1_SM.mxd - Scale: 1:600 - Date: 07-19-18 - Time: [12:08 PM] - GStewart



Legend

- | | | | | |
|-----------------|---------------------------------|------------------|------------|-------------|
| Abandoned Well | Abandoned Soil Vapor Point | Fence | Building | Propane AST |
| Monitoring Well | Abandoned Injection Well | Storm Sewer | Canopy | Pump Room |
| Potable Well | Nested Obs Well | Curb Catch Basin | Dispenser | Transformer |
| Tank Field Well | Abandoned Vapor Extraction Well | Catch Basin | Tank Field | Dumpster |

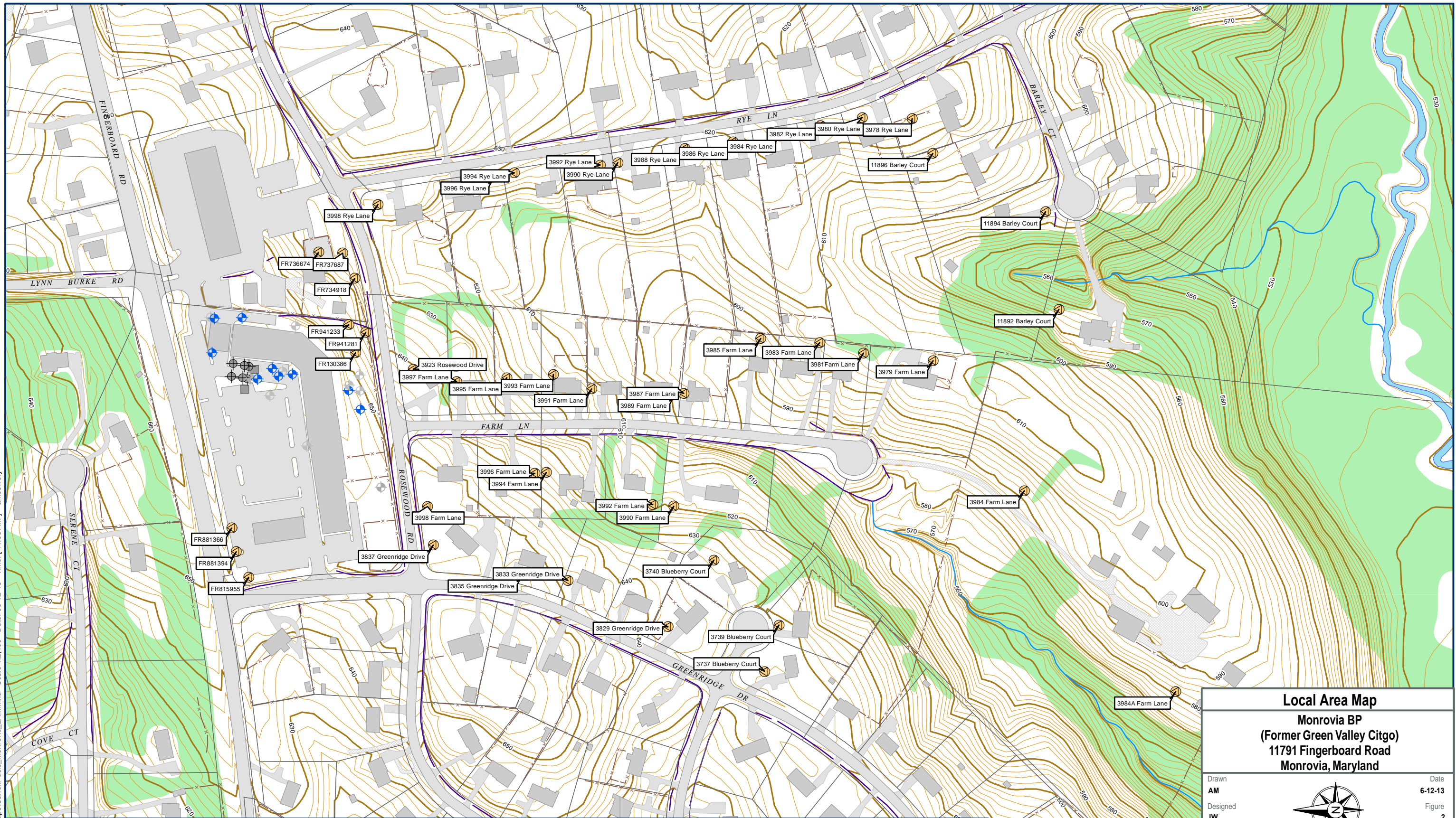
Source:
NAIP aerial photograph for Frederick Co. Based on GIS data provided by Environmental Alliance, Inc.

Site Map
Monrovia BP
(Former Green Valley Citgo)
11791 Fingerboard Road
Monrovia, Maryland

Drawn: GKS
 Designed: DMC
 Approved: LK

Date: 7-19-18
 Figure: 1

Scale In Feet (Approximate)



Legend

- | | | | | | | | | | | | |
|--|-----------------|--|----------------------------|--|-----------------------------|--|------------------|--|------------|--|-------------|
| | Abandoned Well | | Tank Field Well | | Topographic Contour (10 ft) | | Building | | Stream | | Wooded Area |
| | Monitoring Well | | Abandoned Soil Vapor Point | | Intermediate Contour (2 ft) | | Paved Road/Drive | | Ditch | | |
| | Potable Well | | Fence | | Property Boundary | | Unpaved Drive | | Water Body | | |

Local Area Map

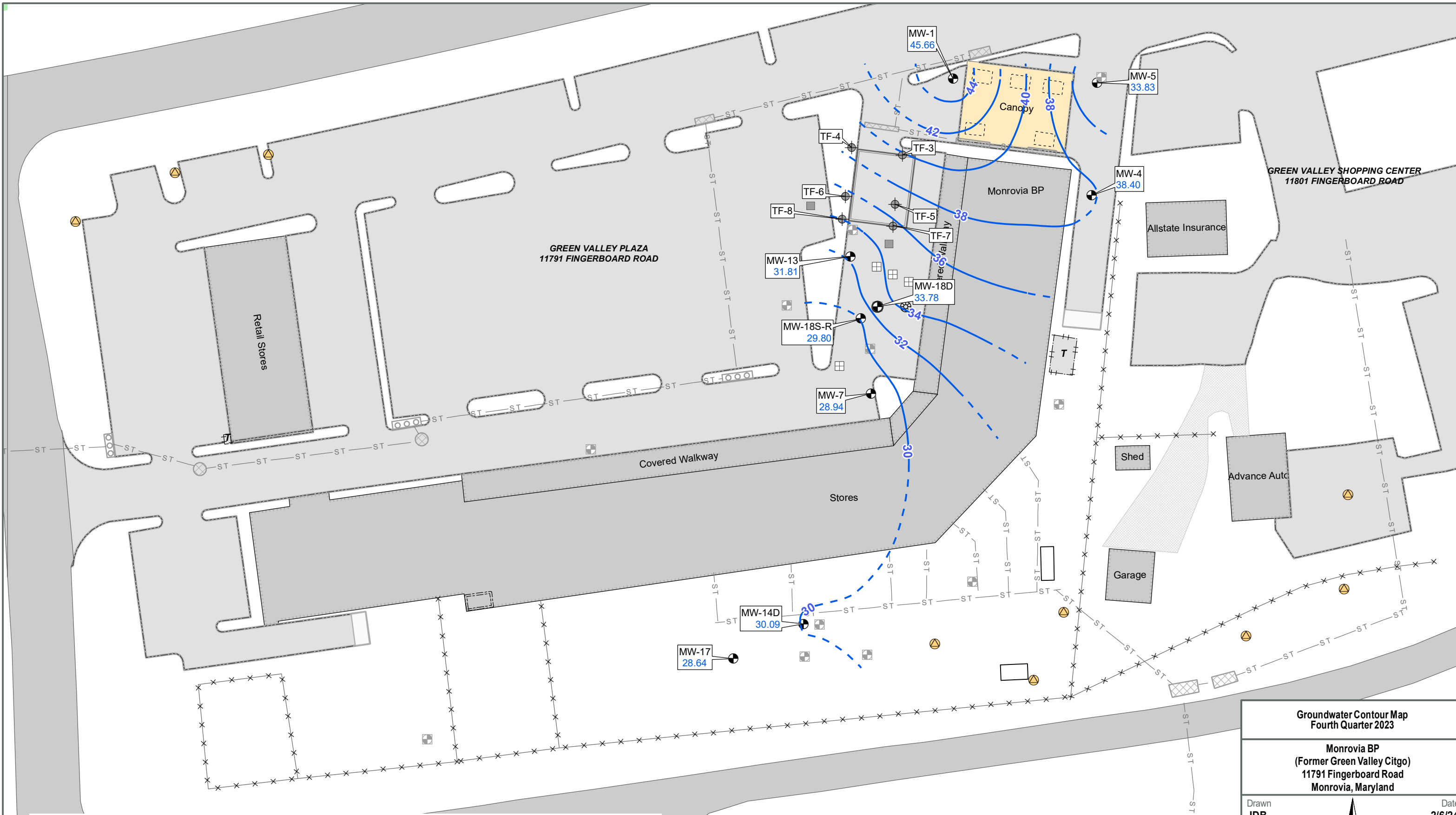
**Monrovia BP
(Former Green Valley Citgo)
11791 Fingerboard Road
Monrovia, Maryland**

Drawn AM		Date 6-12-13
Designed JW		Figure 2
Approved GR		



Source:
Frederick County GIS

N:\Blacksburg\Projects\Carroll\Fuels\Monrovia\GIS\Maps\2023-04\CarrollFuels_Monrovia_GWE_Fig3.mxd - Date: 02-06-24 - Time: [11:42 AM] - jbarnd



Legend			

Source:
NAIP aerial photograph for Frederick Co. Based on GIS data provided by Environmental Alliance, Inc.

Groundwater Contour Map
Fourth Quarter 2023

Monrovia BP
(Former Green Valley Citgo)
11791 Fingerboard Road
Monrovia, Maryland

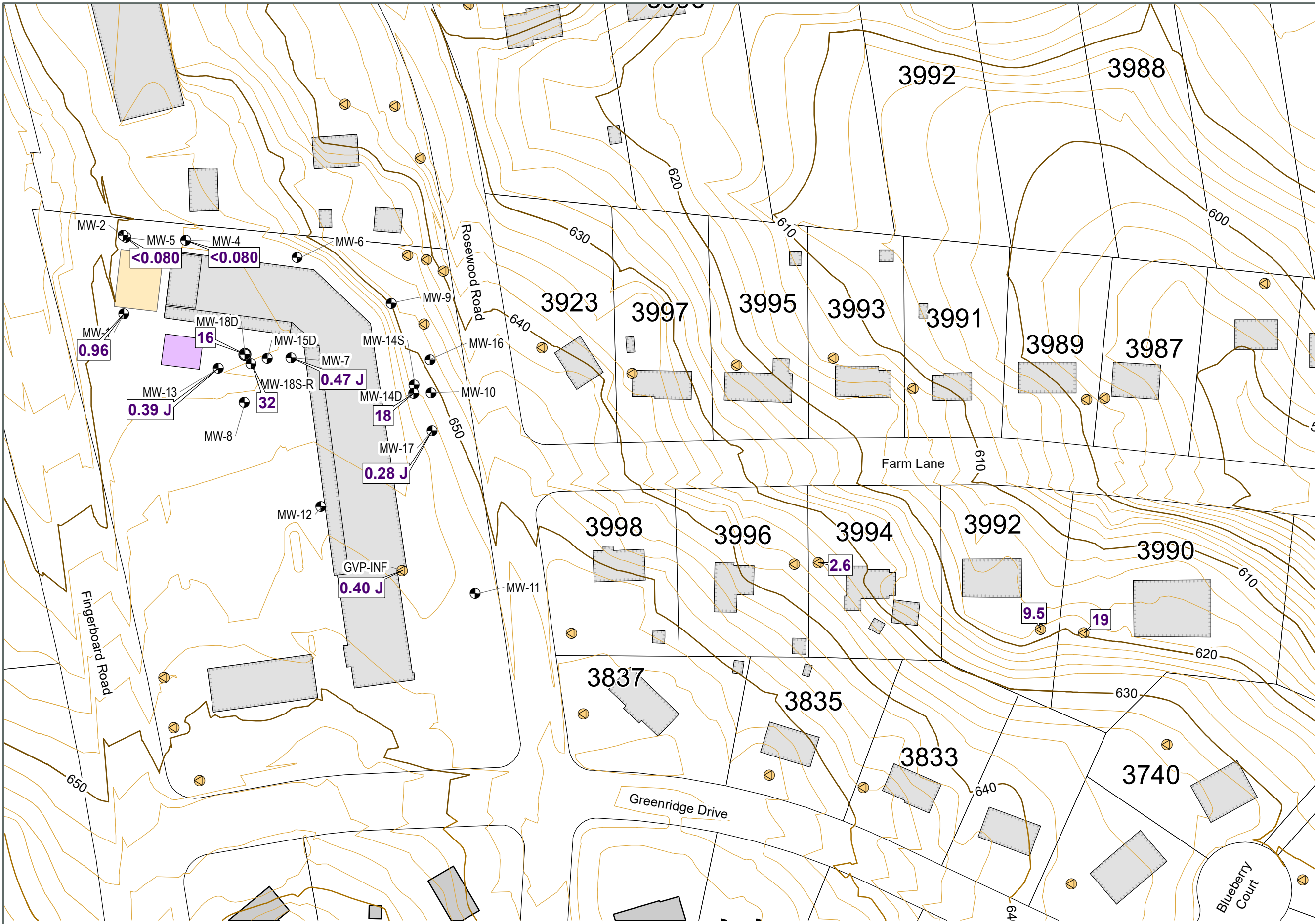
Drawn
JDB
Designed
DMC
Approved
LK

Date
2/6/24
Figure
3

Scale In Feet (Approximate)

Groundwater & Environmental Services, Inc.

N:\Blacksburg\Projects\Carroll\Fuels\Monrovia\MD\GIS\Maps\2023-Q4\Carroll\Fuels_Monrovia_Onsite and Residential\POET System_Fig4.mxd - Scale 1:1,200 - Date: 02-06-24 - Time: [07:47 AM] - jbarnard



- Legend**
- Building
 - Canopy
 - Tank Field
 - Monitoring Well
 - Potable Well
 - Nested Obs Well
 - Index Contour
 - Intermediate Contour
 - 16** MTBE Concentration (ug/L)

Notes:
 All concentrations reported in micrograms per liter (ug/L)
 < = Not Detected above laboratory reporting limit
 J = Estimated value
 MTBE = Methyl tert-butyl ether

Source:
 Based on GIS data provided by
 Environmental Alliance, Inc.

**Onsite and Residential MTBE
 Concentration Map - Fourth Quarter 2023**

**Monrovia BP
 (Former Green Valley Citgo)
 11791 Fingerboard Road
 Monrovia, Maryland**

Drawn
JDB
 Designed
DMC
 Approved
JK

Date
2/6/24
 Figure
4

Scale In Feet (Approximate)
 0 100

GES
 Groundwater & Environmental Services, Inc.

TABLES

Table 1

HISTORICAL MONITORING WELL ANALYTICAL DATA SUMMARY

Carroll- Monrovia - Former Green Valley Citgo
11791 Fingerboard Rd.
Monrovia, MD

Monitoring Well	Date	Sample Method	Top of Casing (ft)	Depth to Water (ft)	Depth to Bottom (Measured Depth) (ft)	GW Elevation (ft)	Benzene (µg/L)	Toluene (µg/L)	Ethylbenzene (µg/L)	Total Xylenes (µg/L)	MTBE (µg/L)	Diisopropyl ether (µg/L)	Ethyl tert-butyl ether (µg/L)	Tert-amyl methyl ether (µg/L)	Tert-Butyl Alcohol (µg/L)	TPH-DRO (µg/L)	TPH-GRO (µg/L)	Carbon Disulfide (ug/L)	Chloroform (ug/L)	Chloromethane (ug/L)	Naphthalene (µg/L)
GW Clean-up Standards*							5	1,000	700	10,000	20	NA	NA	NA	NA	47	47	81	80	19	0.17
MW-1	11/01/2021	LF(60)	99.19	47.63	-	51.56	<0.050	<0.070	<0.060	<0.15	0.18 J	<0.050	<0.050	<0.20	<1.1	-	-	<0.060	0.30 J	<0.060	<0.050
MW-1	02/07/2022	-	99.19	50.87	-	48.32	-	-	-	-	-	-	-	-	-	-	-	-	-	-	-
MW-1	05/03/2022	-	99.19	48.80	-	50.39	-	-	-	-	-	-	-	-	-	-	-	-	-	-	-
MW-1	08/16/2022	-	99.19	51.54	-	47.65	-	-	-	-	-	-	-	-	-	-	-	-	-	-	-
MW-1	11/21/2022	-	99.19	51.03	-	48.16	-	-	-	-	-	-	-	-	-	-	-	-	-	-	-
MW-1	11/22/2022	LF(60)	99.19	51.03	-	48.16	<0.10	<0.080	<0.080	<0.070	1.0	<0.10	<0.080	<0.20	<3.0	-	-	<0.10	0.23 J	<0.10	<0.080
MW-1	02/08/2023	-	99.19	49.72	-	49.47	-	-	-	-	-	-	-	-	-	-	-	-	-	-	-
MW-1	05/11/2023	-	99.19	49.62	-	49.57	-	-	-	-	-	-	-	-	-	-	-	-	-	-	-
MW-1	07/28/2023	-	99.19	53.38	-	45.81	-	-	-	-	-	-	-	-	-	-	-	-	-	-	-
MW-1	11/28/2023	-	99.19	53.53	-	45.66	<0.10	<0.080	<0.080	<0.070	0.96	<0.10	<0.080	<0.20	<3.0	-	-	<0.10	0.20 J	<0.10	<0.080
MW-4	11/01/2021	-	97.84	55.58	-	42.26	-	-	-	-	-	-	-	-	-	-	-	-	-	-	-
MW-4	11/02/2021	P&S	97.84	55.58	60.65	42.26	<0.050	<0.070	<0.060	<0.15	0.096 J	<0.050	<0.050	<0.20	<1.1	-	-	<0.060	<0.090	<0.060	<0.050
MW-4	02/07/2022	-	97.84	59.10	-	38.74	-	-	-	-	-	-	-	-	-	-	-	-	-	-	-
MW-4	05/03/2022	-	97.84	58.47	-	39.37	-	-	-	-	-	-	-	-	-	-	-	-	-	-	-
MW-4	08/16/2022	-	97.84	59.11	-	38.73	-	-	-	-	-	-	-	-	-	-	-	-	-	-	-
MW-4	11/21/2022	-	97.84	59.18	-	38.66	-	-	-	-	-	-	-	-	-	-	-	-	-	-	-
MW-4	11/22/2022	P&S	97.84	59.18	60.65	38.66	<0.10	<0.080	<0.080	<0.070	<0.080	<0.10	<0.080	<0.20	<3.0	-	-	<0.10	<0.090	<0.10	<0.080
MW-4	02/08/2023	-	97.84	58.83	-	39.01	-	-	-	-	-	-	-	-	-	-	-	-	-	-	-
MW-4	05/11/2023	-	97.84	58.98	-	38.86	-	-	-	-	-	-	-	-	-	-	-	-	-	-	-
MW-4	07/28/2023	-	97.84	59.40	-	38.44	-	-	-	-	-	-	-	-	-	-	-	-	-	-	-
MW-4	11/28/2023	-	97.84	59.44	60.65	38.40	<0.10	<0.080	<0.080	<0.070	<0.080	<0.10	<0.080	<0.20	<3.0	-	-	<0.10	<0.090	<0.10	<0.080
MW-5	11/01/2021	LF(68)	99.60	55.90	-	43.70	<0.050	<0.070	<0.060	<0.15	<0.050	<0.050	<0.050	<0.20	<1.1	-	-	<0.060	0.13 J	<0.060	<0.050
MW-5	02/07/2022	-	99.60	64.46	-	35.14	-	-	-	-	-	-	-	-	-	-	-	-	-	-	-
MW-5	05/03/2022	-	99.60	57.13	-	42.47	-	-	-	-	-	-	-	-	-	-	-	-	-	-	-
MW-5	08/16/2022	-	99.60	65.07	-	34.53	-	-	-	-	-	-	-	-	-	-	-	-	-	-	-
MW-5	11/21/2022	-	99.60	65.55	-	34.05	-	-	-	-	-	-	-	-	-	-	-	-	-	-	-
MW-5	11/22/2022	LF(68)	99.60	65.55	-	34.05	<0.10	0.23 J	<0.080	<0.070	<0.080	<0.10	<0.080	<0.20	<3.0	-	-	<0.10	0.17 J	<0.10	<0.080
MW-5	02/08/2023	-	99.60	59.11	-	40.49	-	-	-	-	-	-	-	-	-	-	-	-	-	-	-
MW-5	05/11/2023	-	99.60	61.01	-	38.59	-	-	-	-	-	-	-	-	-	-	-	-	-	-	-
MW-5	07/28/2023	-	99.60	65.70	-	33.90	-	-	-	-	-	-	-	-	-	-	-	-	-	-	-
MW-5	11/28/2023	-	99.6	65.77	-	33.83	<0.10	<0.080	<0.080	<0.070	<0.080	<0.10	<0.080	<0.20	<3.0	-	-	<0.10	<0.090	<0.10	<0.080
MW-7	11/01/2021	LF(69)	97.66	59.12	-	38.54	<0.050	<0.070	<0.060	<0.15	2.3	0.13 J	<0.050	<0.20	<1.1	-	-	<0.060	0.27 J	<0.060	<0.050
MW-7	02/07/2022	LF(69)	97.66	65.44	-	32.22	<0.050	<0.070	<0.060	<0.15	0.37 J	0.071 J	<0.050	<0.20	<1.1	-	-	<0.060	0.11 J	<0.060	<0.050
MW-7	05/03/2022	LF(69)	97.66	62.71	-	34.95	<0.050	<0.070	<0.060	<0.15	0.85	0.13 J	<0.050	<0.20	<1.1	-	-	0.088 J	0.22 J	<0.060	<0.050
MW-7	08/16/2022	LF(69)	97.66	66.02	-	31.64	<0.10	<0.080	<0.080	<0.070	0.69	<0.10	<0.080	<0.20	<3.0	-	-	<0.10	0.17 J	<0.10	<0.080
MW-7	11/21/2022	-	97.66	65.85	-	31.81	-	-	-	-	-	-	-	-	-	-	-	-	-	-	-
MW-7	11/22/2022	LF(69)	97.66	65.85	-	31.81	<0.10	<0.080	<0.080	<0.070	0.75	0.14 J	<0.080	<0.20	<3.0	-	-	<0.10	0.25 J	<0.10	<0.080

Table 1

HISTORICAL MONITORING WELL ANALYTICAL DATA SUMMARY

Carroll- Monrovia - Former Green Valley Citgo
11791 Fingerboard Rd.
Monrovia, MD

Monitoring Well	Date	Sample Method	Top of Casing (ft)	Depth to Water (ft)	Depth to Bottom (Measured Depth) (ft)	GW Elevation (ft)	Benzene (µg/L)	Toluene (µg/L)	Ethylbenzene (µg/L)	Total Xylenes (µg/L)	MTBE (µg/L)	Diisopropyl ether (µg/L)	Ethyl tert-butyl ether (µg/L)	Tert-amyl methyl ether (µg/L)	Tert-Butyl Alcohol (µg/L)	TPH-DRO (µg/L)	TPH-GRO (µg/L)	Carbon Disulfide (ug/L)	Chloroform (ug/L)	Chloromethane (ug/L)	Naphthalene (µg/L)
GW Clean-up Standards*							5	1,000	700	10,000	20	NA	NA	NA	NA	47	47	81	80	19	0.17
MW-7	02/08/2023	LF(69)	97.66	62.28	-	35.38	<0.10	<0.080	<0.080	<0.070	1.2	0.14 J	<0.080	<0.20	<3.0	-	-	<0.10	0.23 J	<0.10	<0.080
MW-7	05/11/2023	LF(69)	97.66	63.35	-	34.31	<0.10	<0.080	<0.080	<0.070	0.59	0.11 J	<0.080	<0.20	<3.0	-	-	<0.10	0.24 J	<0.10	<0.080
MW-7	07/28/2023	LF(69)	97.66	67.67	-	29.99	<0.10	<0.080	<0.080	<0.070	0.34 J	0.12 J	<0.080	<0.20	<3.0	-	-	<0.10	0.19 J	<0.10	<0.080
MW-7	11/29/2023	LF(69)	97.66	68.72	-	28.94	<0.10	<0.080	<0.080	<0.070	0.47 J	0.21 J	<0.080	<0.20	<3.0	-	-	<0.10	0.24 J	<0.10	<0.080
MW-13	11/01/2021	LF(73)	98.11	57.33	-	40.78	<0.050	<0.070	<0.060	<0.15	3.7	<0.050	<0.050	<0.20	<1.1	-	-	<0.060	0.52	<0.060	<0.050
MW-13	02/07/2022	-	98.11	63.22	-	34.89	-	-	-	-	-	-	-	-	-	-	-	-	-	-	-
MW-13	05/03/2022	-	98.11	61.13	-	36.98	-	-	-	-	-	-	-	-	-	-	-	-	-	-	-
MW-13	08/16/2022	-	98.11	64.18	-	33.93	-	-	-	-	-	-	-	-	-	-	-	-	-	-	-
MW-13	11/21/2022	-	98.11	63.77	-	34.34	-	-	-	-	-	-	-	-	-	-	-	-	-	-	-
MW-13	11/22/2022	LF(73)	98.11	63.77	-	34.34	<0.10	0.36 J	<0.080	<0.070	0.82	<0.10	<0.080	<0.20	<3.0	-	-	<0.10	0.21 J	<0.10	<0.080
MW-13	02/08/2023	-	98.11	60.94	-	37.17	-	-	-	-	-	-	-	-	-	-	-	-	-	-	-
MW-13	05/11/2023	-	98.11	61.84	-	36.27	-	-	-	-	-	-	-	-	-	-	-	-	-	-	-
MW-13	07/28/2023	-	98.11	65.77	-	32.34	-	-	-	-	-	-	-	-	-	-	-	-	-	-	-
MW-13	11/28/2023	-	98.11	66.30	-	31.81	<0.10	<0.080	<0.080	<0.070	0.39 J	<0.10	<0.080	<0.20	<3.0	-	-	<0.10	0.12 J	<0.10	<0.080
MW-14D	11/01/2021	LF(212)	92.07	51.23	-	40.84	<0.050	<0.070	<0.060	<0.15	23	0.49 J	<0.050	0.32 J	5.9 J	-	-	0.46 J	<0.090	<0.060	<0.050
MW-14D	02/08/2022	LF(212)	92.07	57.68	-	34.39	<0.050	<0.070	<0.060	<0.15	<0.050	<0.050	<0.050	<0.20	<1.1	-	-	<0.060	<0.090	<0.060	<0.050
MW-14D	05/03/2022	-	92.07	56.16	-	35.91	-	-	-	-	-	-	-	-	-	-	-	-	-	-	-
MW-14D	05/04/2022	LF(212)	92.07	56.01	-	36.06	<0.050	<0.070	<0.060	<0.15	21	0.48 J	<0.050	0.28 J	6.3 J	-	-	0.49 J	<0.090	<0.060	<0.050
MW-14D	08/16/2022	LF(212)	92.07	57.37	-	34.70	<0.10	<0.080	<0.080	<0.070	<0.080	<0.10	<0.080	<0.20	<3.0	-	-	<0.10	<0.090	<0.10	<0.080
MW-14D	11/21/2022	-	92.07	58.98	-	33.09	-	-	-	-	-	-	-	-	-	-	-	-	-	-	-
MW-14D	11/22/2022	LF(212)	92.07	58.98	-	33.09	<0.10	<0.080	<0.080	<0.070	0.095 J	<0.10	<0.080	<0.20	<3.0	-	-	<0.10	<0.090	<0.10	<0.080
MW-14D	02/08/2023	LF(212)	92.07	54.99	-	37.08	<0.10	<0.080	<0.080	<0.070	20	0.32 J	<0.080	0.30 J	5.9 J	-	-	0.34 J	<0.090	<0.10	<0.080
MW-14D	05/11/2023	LF(212)	92.07	55.80	-	36.27	<0.10	<0.080	<0.080	<0.070	18	0.39 J	<0.080	<0.20	6.8 J	-	-	0.31 J	<0.090	<0.10	<0.080
MW-14D	07/28/2023	LF(212)	92.07	60.45	-	31.62	<0.10	<0.080	<0.080	<0.070	20	0.38 J	<0.080	0.28 J	6.9 J	-	-	0.28 J	<0.090	<0.10	<0.080
MW-14D	11/29/2023	LF(212)	92.07	61.98	-	30.09	<0.10	<0.080	<0.080	<0.070	18	0.34 J	<0.080	0.27 J	4.2 J	-	-	0.22 J	<0.090	0.21 J	<0.080
MW-17	11/01/2021	LF(68)	92.84	53.77	-	39.07	<0.050	<0.070	<0.060	<0.15	0.7	0.24 J	<0.050	<0.20	<1.1	-	-	<0.060	0.36 J	<0.060	<0.050
MW-17	02/07/2022	LF(68)	92.84	60.33	-	32.51	<0.050	<0.070	<0.060	<0.15	0.53	0.20 J	<0.050	<0.20	<1.1	-	-	<0.060	0.28 J	<0.060	<0.050
MW-17	05/03/2022	-	92.84	57.41	-	35.43	-	-	-	-	-	-	-	-	-	-	-	-	-	-	-
MW-17	05/04/2022	LF(68)	92.84	57.40	-	35.44	<0.050	<0.070	<0.060	<0.15	0.45 J	0.21 J	<0.050	<0.20	<1.1	-	-	<0.060	0.28 J	<0.060	<0.050
MW-17	08/16/2022	LF(68)	92.84	61.67	-	31.17	<0.10	<0.080	<0.080	<0.070	1.1	0.22 J	<0.080	<0.20	<3.0	-	-	<0.10	0.35 J	<0.10	<0.080
MW-17	11/21/2022	-	92.84	61.05	-	31.79	-	-	-	-	-	-	-	-	-	-	-	-	-	-	-
MW-17	11/22/2022	LF(68)	92.84	61.05	-	31.79	<0.10	<0.080	<0.080	<0.070	0.52	0.25 J	<0.080	<0.20	<3.0	-	-	<0.10	0.30 J	<0.10	<0.080
MW-17	02/08/2023	LF(68)	92.84	56.86	-	35.98	<0.10	<0.080	<0.080	<0.070	0.41 J	0.11 J	<0.080	<0.20	<3.0	-	-	<0.10	0.24 J	<0.10	<0.080
MW-17	05/11/2023	LF(68)	92.84	58.24	-	34.60	<0.10	<0.080	<0.080	<0.070	0.55	0.18 J	<0.080	<0.20	<3.0	-	-	<0.10	0.27 J	<0.10	<0.080
MW-17	07/28/2023	LF(68)	92.84	62.70	-	30.14	<0.10	<0.080	<0.080	<0.070	0.35 J	0.18 J	<0.080	<0.20	<3.0	-	-	<0.10	0.34 J	<0.10	<0.080
MW-17	11/28/2023	LF(68)	92.84	64.20	-	28.64	<0.10	<0.080	<0.080	<0.070	0.28 J	0.22 J	<0.080	<0.20	<3.0	-	-	<0.10	0.27 J	0.13 J	<0.080

Table 1

HISTORICAL MONITORING WELL ANALYTICAL DATA SUMMARY

Carroll- Monrovia - Former Green Valley Citgo
11791 Fingerboard Rd.
Monrovia, MD

Monitoring Well	Date	Sample Method	Top of Casing (ft)	Depth to Water (ft)	Depth to Bottom (Measured Depth) (ft)	GW Elevation (ft)	Benzene (µg/L)	Toluene (µg/L)	Ethylbenzene (µg/L)	Total Xylenes (µg/L)	MTBE (µg/L)	Diisopropyl ether (µg/L)	Ethyl tert-butyl ether (µg/L)	Tert-amyl methyl ether (µg/L)	Tert-Butyl Alcohol (µg/L)	TPH-DRO (µg/L)	TPH-GRO (µg/L)	Carbon Disulfide (ug/L)	Chloroform (ug/L)	Chloromethane (ug/L)	Naphthalene (µg/L)
GW Clean-up Standards*							5	1,000	700	10,000	20	NA	NA	NA	NA	47	47	81	80	19	0.17
MW-18S-R	11/01/2021	-	97.72	58.56	-	39.16	-	-	-	-	-	-	-	-	-	-	-	-	-	-	-
MW-18S-R	11/02/2021	LF(68)	97.72	58.56	-	39.16	<0.050	<0.070	<0.060	<0.15	20	0.39 J	<0.050	0.24 J	<1.1	-	-	<0.060	0.21 J	<0.060	<0.050
MW-18S-R	02/08/2022	LF(68)	97.72	64.73	-	32.99	<0.050	<0.070	<0.060	<0.15	89	1.3	<0.050	1.6	<1.1	-	-	<0.060	0.19 J	<0.060	<0.050
MW-18S-R	05/03/2022	-	97.72	62.25	-	35.47	-	-	-	-	-	-	-	-	-	-	-	-	-	-	-
MW-18S-R	05/04/2022	LR(68)	97.72	62.23	-	35.49	<0.050	<0.070	<0.060	<0.15	9.4	0.31 J	<0.050	<0.20	<1.1	-	-	<0.060	0.19 J	<0.060	<0.050
MW-18S-R	08/16/2022	LF(68)	97.72	65.35	-	32.37	<0.10	<0.080	<0.080	<0.070	33	0.56	<0.080	0.32 J	4.4 J	-	-	<0.10	0.19 J	<0.10	<0.080
MW-18S-R	11/21/2022	-	97.72	65.16	-	32.56	-	-	-	-	-	-	-	-	-	-	-	-	-	-	-
MW-18S-R	11/22/2022	LF(68)	97.72	65.16	-	32.56	<0.10	<0.080	<0.080	<0.070	24	2.1	<0.080	0.20 J	<3.0	-	-	<0.10	0.22 J	<0.10	<0.080
MW-18S-R	02/09/2023	LF(68)	97.72	61.90	-	35.82	<0.10	<0.080	<0.080	<0.070	2.8	0.14 J	<0.080	<0.20	<3.0	-	-	<0.10	0.18 J	<0.10	<0.080
MW-18S-R	05/11/2023	LF(68)	97.72	63.02	-	34.70	<0.10	<0.080	<0.080	<0.070	3.9	0.17 J	<0.080	<0.20	<3.0	-	-	0.16 J	0.18 J	<0.10	<0.080
MW-18S-R	07/28/2023	LF(68)	97.72	67.02	-	30.70	<0.10	<0.080	<0.080	<0.070	78	2.2	<0.080	1.6	17	-	-	<0.10	0.15 J	<0.10	<0.080
MW-18S-R	11/29/2023	LF(68)	97.72	67.92	-	29.80	<0.10	<0.080	<0.080	<0.070	32	2.9	<0.080	0.30 J	<3.0	-	-	<0.10	0.15 J	<0.10	<0.080
MW-18D	11/01/2021	-	98.31	54.70	-	43.61	-	-	-	-	-	-	-	-	-	-	-	-	-	-	-
MW-18D	11/02/2021	LF(125)	98.31	54.70	-	43.61	<0.050	<0.070	<0.060	<0.15	24	0.20 J	<0.050	0.42 J	5.9 J	-	-	<0.060	<0.090	<0.060	<0.050
MW-18D	02/08/2022	LF(125)	98.31	59.55	-	38.76	<0.050	<0.070	<0.060	<0.15	<0.050	<0.050	<0.050	<0.20	<1.1	-	-	<0.060	<0.090	<0.060	<0.050
MW-18D	05/03/2022	-	98.31	60.14	-	38.17	-	-	-	-	-	-	-	-	-	-	-	-	-	-	-
MW-18D	05/04/2022	LF(125)	98.31	60.08	-	38.23	<0.050	<0.070	<0.060	<0.15	17.0	0.17 J	<0.050	0.30 J	2.5 J	-	-	0.11 J	<0.090	<0.060	<0.050
MW-18D	08/16/2022	LF(125)	98.31	60.03	-	38.28	<0.10	<0.080	<0.080	<0.070	18.0	0.16 J	<0.080	0.30 J	<3.0	-	-	<0.10	<0.090	<0.10	<0.080
MW-18D	11/21/2022	-	98.31	61.20	-	37.11	-	-	-	-	-	-	-	-	-	-	-	-	-	-	-
MW-18D	11/22/2022	LF(125)	98.31	61.20	-	37.11	<0.10	0.16 J	<0.080	<0.070	18.0	0.16 J	<0.080	0.37 J	4.2 J	-	-	<0.10	<0.090	<0.10	<0.080
MW-18D	02/09/2023	LF(125)	98.31	53.53	-	44.78	<0.10	<0.080	<0.080	<0.070	16.0	0.12 J	<0.080	0.30 J	<3.0	-	-	<0.10	<0.090	<0.10	<0.080
MW-18D	05/11/2023	LF(125)	98.31	60.76	-	37.55	<0.10	<0.080	<0.080	<0.070	15.0	0.16 J	<0.080	0.31 J	4.0 J	-	-	0.27 J	<0.090	<0.10	<0.080
MW-18D	07/28/2023	LF(125)	98.31	63.27	-	35.04	<0.10	<0.080	<0.080	<0.070	16.0	0.16 J	<0.080	0.30 J	4.6 J	-	-	<0.10	<0.090	<0.10	<0.080
MW-18D	11/29/2023	LF(125)	98.31	64.53	-	33.78	<0.10	<0.080	<0.080	<0.070	16.0	0.16 J	<0.080	0.31 J	4.7 J	-	-	<0.10	<0.090	<0.10	<0.080
TF-3	11/01/2021	-	NR	DRY	14.35	-	-	-	-	-	-	-	-	-	-	-	-	-	-	-	-
TF-3	02/07/2022	-	NR	DRY	14.35	-	-	-	-	-	-	-	-	-	-	-	-	-	-	-	-
TF-3	05/03/2022	-	NR	DRY	14.35	-	-	-	-	-	-	-	-	-	-	-	-	-	-	-	-
TF-3	08/16/2022	-	NR	DRY	14.35	-	-	-	-	-	-	-	-	-	-	-	-	-	-	-	-
TF-3	11/21/2022	-	NR	DRY	14.35	-	-	-	-	-	-	-	-	-	-	-	-	-	-	-	-
TF-3	02/08/2023	-	NR	DRY	14.35	-	-	-	-	-	-	-	-	-	-	-	-	-	-	-	-
TF-3	05/11/2023	-	NR	DRY	14.35	-	-	-	-	-	-	-	-	-	-	-	-	-	-	-	-
TF-3	07/28/2023	-	NR	DRY	14.35	-	-	-	-	-	-	-	-	-	-	-	-	-	-	-	-
TF-3	11/28/2023	-	NR	DRY	14.35	-	-	-	-	-	-	-	-	-	-	-	-	-	-	-	-
TF-4	11/01/2021	-	NR	DRY	14.02	-	-	-	-	-	-	-	-	-	-	-	-	-	-	-	-
TF-4	02/07/2022	-	NR	DRY	14.02	-	-	-	-	-	-	-	-	-	-	-	-	-	-	-	-
TF-4	05/03/2022	-	NR	DRY	14.02	-	-	-	-	-	-	-	-	-	-	-	-	-	-	-	-
TF-4	08/16/2022	-	NR	DRY	14.02	-	-	-	-	-	-	-	-	-	-	-	-	-	-	-	-

Table 1

HISTORICAL MONITORING WELL ANALYTICAL DATA SUMMARY

Carroll- Monrovia - Former Green Valley Citgo
11791 Fingerboard Rd.
Monrovia, MD

Monitoring Well	Date	Sample Method	Top of Casing (ft)	Depth to Water (ft)	Depth to Bottom (Measured Depth) (ft)	GW Elevation (ft)	Benzene (µg/L)	Toluene (µg/L)	Ethylbenzene (µg/L)	Total Xylenes (µg/L)	MTBE (µg/L)	Diisopropyl ether (µg/L)	Ethyl tert-butyl ether (µg/L)	Tert-amyl methyl ether (µg/L)	Tert-Butyl Alcohol (µg/L)	TPH-DRO (µg/L)	TPH-GRO (µg/L)	Carbon Disulfide (ug/L)	Chloroform (ug/L)	Chloromethane (ug/L)	Naphthalene (µg/L)
GW Clean-up Standards*							5	1,000	700	10,000	20	NA	NA	NA	NA	47	47	81	80	19	0.17
TF-4	11/21/2022	-	NR	DRY	14.02	-	-	-	-	-	-	-	-	-	-	-	-	-	-	-	-
TF-4	02/08/2023	-	NR	DRY	14.02	-	-	-	-	-	-	-	-	-	-	-	-	-	-	-	-
TF-4	05/11/2023	-	NR	DRY	14.02	-	-	-	-	-	-	-	-	-	-	-	-	-	-	-	-
TF-4	07/28/2023	-	NR	DRY	14.02	-	-	-	-	-	-	-	-	-	-	-	-	-	-	-	-
TF-4	11/28/2023	-	NR	DRY	14.02	-	-	-	-	-	-	-	-	-	-	-	-	-	-	-	-
TF-5	11/01/2021	-	NR	14.20	14.35	-	-	-	-	-	-	-	-	-	-	-	-	-	-	-	-
TF-5	02/07/2022	-	NR	14.22	14.35	-	-	-	-	-	-	-	-	-	-	-	-	-	-	-	-
TF-5	05/03/2022	-	NR	14.21	14.35	-	-	-	-	-	-	-	-	-	-	-	-	-	-	-	-
TF-5	08/16/2022	-	NR	14.21	14.35	-	-	-	-	-	-	-	-	-	-	-	-	-	-	-	-
TF-5	11/21/2022	-	NR	14.23	14.35	-	-	-	-	-	-	-	-	-	-	-	-	-	-	-	-
TF-5	02/08/2023	-	NR	14.22	14.35	-	-	-	-	-	-	-	-	-	-	-	-	-	-	-	-
TF-5	05/11/2023	-	NR	14.25	14.35	-	-	-	-	-	-	-	-	-	-	-	-	-	-	-	-
TF-5	07/28/2023	-	NR	14.27	14.35	-	-	-	-	-	-	-	-	-	-	-	-	-	-	-	-
TF-5	11/28/2023	-	NR	14.28	14.35	-	-	-	-	-	-	-	-	-	-	-	-	-	-	-	-
TF-6	11/01/2021	-	NR	13.45	13.60	-	-	-	-	-	-	-	-	-	-	-	-	-	-	-	-
TF-6	02/07/2022	-	NR	13.48	13.60	-	-	-	-	-	-	-	-	-	-	-	-	-	-	-	-
TF-6	05/03/2022	-	NR	13.45	13.60	-	-	-	-	-	-	-	-	-	-	-	-	-	-	-	-
TF-6	08/16/2022	-	NR	13.44	13.60	-	-	-	-	-	-	-	-	-	-	-	-	-	-	-	-
TF-6	11/21/2022	-	NR	13.44	13.60	-	-	-	-	-	-	-	-	-	-	-	-	-	-	-	-
TF-6	02/08/2023	-	NR	13.46	13.60	-	-	-	-	-	-	-	-	-	-	-	-	-	-	-	-
TF-6	05/11/2023	-	NR	13.50	13.60	-	-	-	-	-	-	-	-	-	-	-	-	-	-	-	-
TF-6	07/28/2023	-	NR	13.52	13.60	-	-	-	-	-	-	-	-	-	-	-	-	-	-	-	-
TF-6	11/28/2023	-	NR	13.52	13.60	-	-	-	-	-	-	-	-	-	-	-	-	-	-	-	-
TF-7	11/01/2021	-	NR	DRY	12.16	-	-	-	-	-	-	-	-	-	-	-	-	-	-	-	-
TF-7	02/07/2022	-	NR	DRY	12.16	-	-	-	-	-	-	-	-	-	-	-	-	-	-	-	-
TF-7	05/03/2022	-	NR	DRY	12.16	-	-	-	-	-	-	-	-	-	-	-	-	-	-	-	-
TF-7	08/16/2022	-	NR	DRY	12.16	-	-	-	-	-	-	-	-	-	-	-	-	-	-	-	-
TF-7	11/21/2022	-	NR	DRY	12.16	-	-	-	-	-	-	-	-	-	-	-	-	-	-	-	-
TF-7	02/08/2023	-	NR	DRY	12.16	-	-	-	-	-	-	-	-	-	-	-	-	-	-	-	-
TF-7	05/11/2023	-	NR	DRY	12.16	-	-	-	-	-	-	-	-	-	-	-	-	-	-	-	-
TF-7	07/28/2023	-	NR	DRY	12.16	-	-	-	-	-	-	-	-	-	-	-	-	-	-	-	-
TF-7	11/28/2023	-	NR	DRY	12.16	-	-	-	-	-	-	-	-	-	-	-	-	-	-	-	-
TF-8	11/01/2021	-	NR	11.45	11.62	-	-	-	-	-	-	-	-	-	-	-	-	-	-	-	-
TF-8	02/07/2022	-	NR	11.47	11.62	-	-	-	-	-	-	-	-	-	-	-	-	-	-	-	-
TF-8	05/03/2022	-	NR	11.47	11.62	-	-	-	-	-	-	-	-	-	-	-	-	-	-	-	-
TF-8	08/16/2022	-	NR	11.47	11.62	-	-	-	-	-	-	-	-	-	-	-	-	-	-	-	-

Table 1

HISTORICAL MONITORING WELL ANALYTICAL DATA SUMMARY

Carroll- Monrovia - Former Green Valley Citgo
 11791 Fingerboard Rd.
 Monrovia, MD

Monitoring Well	Date	Sample Method	Top of Casing (ft)	Depth to Water (ft)	Depth to Bottom (Measured Depth) (ft)	GW Elevation (ft)	Benzene (µg/L)	Toluene (µg/L)	Ethylbenzene (µg/L)	Total Xylenes (µg/L)	MTBE (µg/L)	Diisopropyl ether (µg/L)	Ethyl tert-butyl ether (µg/L)	Tert-amyl methyl ether (µg/L)	Tert-Butyl Alcohol (µg/L)	TPH-DRO (µg/L)	TPH-GRO (µg/L)	Carbon Disulfide (ug/L)	Chloroform (ug/L)	Chloromethane (ug/L)	Naphthalene (µg/L)
GW Clean-up Standards*							5	1,000	700	10,000	20	NA	NA	NA	NA	47	47	81	80	19	0.17
TF-8	11/21/2022	-	NR	11.48	11.62	-	-	-	-	-	-	-	-	-	-	-	-	-	-	-	-
TF-8	02/08/2023	-	NR	11.48	11.62	-	-	-	-	-	-	-	-	-	-	-	-	-	-	-	-
TF-8	05/11/2023	-	NR	11.52	11.62	-	-	-	-	-	-	-	-	-	-	-	-	-	-	-	-
TF-8	07/28/2023	-	NR	11.54	11.62	-	-	-	-	-	-	-	-	-	-	-	-	-	-	-	-
TF-8	11/28/2023	-	NR	11.54	11.62	-	-	-	-	-	-	-	-	-	-	-	-	-	-	-	-

Notes:

Compounds of concern and detected compounds are summarized in the data table and all analytical results can be found in the Laboratory Reports and Chain of Custody Documentation.

* Maryland Department of the Environment (MDE) Groundwater Clean-up Standards for Type I and II Aquifers (2018)

LF (##) = Low Flow ground water sampling method (depth that the sample was taken at in feet)

DRY = No water for sampling

P&S = Purge & Sample method

<# = Less than the method detection limit

µg/L = Micrograms per liter

J = Detected between the Method Detection Limit (MDL) and the Reporting Limit (RL); therefore, result is an estimated value.

MTBE = Methyl Tertiary Butyl Ether

NA(-) = Not Available or Not Analyzed for that specific compound

NR(-) = Not recorded

TPH-DRO = Total Petroleum Hydrocarbons - Diesel Range Organics

TPH-GRO = Total Petroleum Hydrocarbons - Gasoline Range Organics

Table 2

HISTORICAL MONITORING FIELD PARAMETERS DATA SUMMARY

Carroll - Monrovia - Former Green Valley Citgo
 11791 Fingerboard Rd
 Monrovia, MD

Monitoring Well	Date	Well Temperature (°C)	Specific Conductance (µS/cm)	Dissolved Oxygen (mg/L)	Well pH	ORP (mV)
MW-1	11/01/2021	15.27	857	7.55	5.26	227.3
MW-1	11/22/2022	15.10	726	4.70	4.77	207.6
MW-1	11/28/2023	13.68	868	6.30	5.26	263.9
MW-4	11/02/2021	15.50	300	7.20	4.92	237.0
MW-4	11/21/2022	15.90	309	6.10	5.21	185.5
MW-4	11/29/2023	14.72	408	7.56	5.48	185.6
MW-5	11/01/2021	15.96	668	7.54	5.39	231.5
MW-5	11/21/2022	16.00	858	4.27	5.09	192.4
MW-5	11/28/2023	15.81	953	7.43	5.42	231.4
MW-7	11/01/2021	15.34	916	3.27	5.27	178.6
MW-7	02/07/2022	14.70	806	8.02	5.88	240
MW-7	05/03/2022	15.86	892	4.30	6.19	93.7
MW-7	08/16/2022	17.72	1,014	7.46	6.07	179.1
MW-7	11/22/2022	16.20	905	5.31	5.32	197.9
MW-7	02/08/2023	14.29	989	7.27	5.33	-51.1
MW-7	05/11/2023	16.21	986	4.81	5.73	232.1
MW-7	07/28/2023	18.12	905	6.24	5.70	213.8
MW-7	11/28/2023	15.08	1,175	4.67	5.62	236.8
MW-13	11/01/2021	17.14	982	4.59	4.93	235.0
MW-13	11/22/2022	16.70	1,060	4.63	4.95	203.3
MW-13	11/28/2023	16.50	1,184	6.45	5.25	273.6
MW-14D	11/01/2021	15.49	295	0.37	8.33	-192.2
MW-14D	02/08/2022	15.04	250	2.98	7.03	208
MW-14D	05/04/2022	15.45	300	0.71	8.93	-115.9
MW-14D	08/16/2022	16.43	277	1.44	6.92	162.3
MW-14D	11/22/2022	16.50	256	0.83	6.94	97.4
MW-14D	02/08/2023	15.54	326	0.67	7.89	-100.0
MW-14D	05/11/2023	16.87	320	0.50	8.04	-81.3
MW-14D	07/28/2023	16.87	323	0.37	6.79	-159.3
MW-14D	11/29/2023	15.04	366	0.77	7.59	-176.1

Table 2

HISTORICAL MONITORING FIELD PARAMETERS DATA SUMMARY

Carroll - Monrovia - Former Green Valley Citgo
 11791 Fingerboard Rd
 Monrovia, MD

Monitoring Well	Date	Well Temperature (°C)	Specific Conductance (µS/cm)	Dissolved Oxygen (mg/L)	Well pH	ORP (mV)
MW-17	11/01/2021	15.11	915	2.43	5.56	205.2
MW-17	02/07/2022	14.40	926	7.67	5.85	247
MW-17	05/04/2022	14.92	946	3.30	6.48	39.5
MW-17	08/16/2022	16.38	1,092	4.40	5.51	191.6
MW-17	11/22/2022	15.70	988	3.93	5.53	183.7
MW-17	02/08/2023	15.37	1,049	5.25	5.69	-60.9
MW-17	05/11/2023	16.42	1,064	2.74	5.71	251.9
MW-17	07/28/2023	16.33	1,075	2.76	5.00	221.6
MW-17	11/28/2023	14.25	1,195	4.77	3.60	243.1
MW-18S-R	11/02/2021	15.30	834	4.58	5.23	246.0
MW-18S-R	02/08/2022	15.32	1,520	0.81	5.57	230
MW-18S-R	05/04/2022	17.54	1,056	3.35	6.03	103.2
MW-18S-R	08/16/2022	17.79	1,265	3.54	5.18	165.8
MW-18S-R	11/22/2022	17.50	1,699	0.53	5.79	112.7
MW-18S-R	02/09/2023	16.04	1,026	6.10	5.19	-44.9
MW-18S-R	05/11/2023	18.92	1,035	4.17	5.04	241.1
MW-18S-R	07/28/2023	19.96	1,760	0.44	5.05	170.1
MW-18S-R	11/29/2023	15.32	1,540	1.65	5.74	186.2
MW-18D	11/02/2021	14.85	4,115	2.23	7.85	-120.4
MW-18D	02/08/2022	14.38	4,260	2.86	7.30	199
MW-18D	05/04/2022	17.75	3,930	0.40	8.28	-15.0
MW-18D	08/16/2022	17.73	3,784	0.63	7.73	-116.9
MW-18D	11/22/2022	16.20	3,124	0.25	7.55	-129.7
MW-18D	02/09/2023	15.51	3,301	0.31	7.72	-83.6
MW-18D	05/11/2023	18.59	3,069	0.91	7.57	-88.2
MW-18D	07/28/2023	19.54	2,938	0.22	7.06	-141.7
MW-18D	11/29/2023	15.19	3,055	0.61	7.45	-139.2

Notes: As of Third Quarter 2015, this table will reflect stabilized ground water parameter readings measured and recorded during low flow sampling of select monitoring wells instead of down-well readings taken prior to sampling.

- (##) = Depth to bottom of well (ft)
- [##] = Length of the Screened Interval (ft)
- {##} = Well Diameter (in)
- °C = Degrees Celsius
- µS/cm = Microsiemens per centimeter
- mg/L = Milligrams per liter
- mV = Millivolts
- NR = Not Recorded
- ppm = Parts per million
- (#)¹ = Results for ORP from the October 2015 sampling event were determined to be anomalous, likely due to an equipment malfunction
- (#)² = Results for dissolved oxygen were determined to be anomalous, likely due to an equipment malfunction



Table 3

HISTORICAL GVP POTABLE WELL AND POET SYSTEM DATA SUMMARY

Carroll - Monrovia - Former Green Valley Citgo
 11791 Fingerboard Rd
 Monrovia, MD

Monitoring Well	Date	Carbon Change	POET Totalizer (gal)	Benzene (µg/L)	Toluene (µg/L)	Ethylbenzene (µg/L)	Total Xylenes (µg/L)	MTBE (µg/L)	Diisopropyl ether (µg/L)	Ethyl tert-butyl ether (µg/L)	Tert-amyl methyl ether (µg/L)	Tert-Butyl Alcohol (µg/L)	Naphthalene (µg/L)	TPH-DRO (µg/L)	TPH-GRO (µg/L)
GW Clean-up Standards*				5	1,000	700	10,000	20	NL	NL	NL	NL	0.17	47	47
GVP-INF ^A	10/28/2021		-	<0.10	<0.10	<0.10	<0.10	0.35 J	<0.10	<0.10	<0.10	<2.5	<0.20	NA	NA
GVP-INF ^A	02/07/2022		-	<0.10	<0.10	<0.10	<0.10	0.30 J	<0.10	<0.10	<0.10	<2.5	<0.20	NA	NA
GVP-INF ^A	05/03/2022		-	<0.10	<0.10	<0.10	<0.10	0.28 J	<0.10	<0.10	<0.10	<2.5	<0.20	NA	NA
GVP-INF ^A	08/17/2022		-	<0.10	<0.10	<0.10	<0.10	0.56	<0.10	<0.10	<0.10	<2.5	<0.20	NA	NA
GVP-INF ^A	11/21/2022		-	<0.10	<0.10	<0.10	<0.10	0.36 J	<0.10	<0.10	<0.10	<2.5	<0.20	NA	NA
GVP-INF ^A	05/11/2023		-	<0.10	<0.10	<0.10	<0.10	0.23 J	<0.10	<0.10	<0.10	<5.0	<0.20	NA	NA
GVP-INF ^A	11/28/2023		-	<0.10	<0.10	<0.10	<0.10	0.40 J	<0.10	<0.10	<0.10	<5.0	<0.20	NA	NA
GVP-MID	10/28/2021		-	<0.10	<0.10	<0.10	<0.10	0.50	<0.10	<0.10	<0.10	<2.5	<0.20	NA	NA
GVP-MID	02/07/2022		-	<0.10	<0.10	<0.10	<0.10	0.33 J	<0.10	<0.10	<0.10	<2.5	<0.20	NA	NA
GVP-MID	05/03/2022		-	<0.10	<0.10	<0.10	<0.10	0.40 J	<0.10	<0.10	<0.10	<2.5	<0.20	NA	NA
GVP-EFF	10/28/2021		12,642,500	<0.10	<0.10	<0.10	<0.10	0.48 J	<0.10	<0.10	<0.10	<2.5	<0.20	NA	NA
GVP-EFF	02/07/2022		12,800,392	<0.10	<0.10	<0.10	<0.10	0.26 J	<0.10	<0.10	<0.10	<2.5	<0.20	NA	NA
GVP-EFF	05/03/2022		12,954,323	<0.10	<0.10	<0.10	<0.10	0.43 J	<0.10	<0.10	<0.10	<2.5	<0.20	NA	NA
GVP-EFF	08/17/2022		13,171,000	-	-	-	-	-	-	-	-	-	-	-	-
GVP-EFF	11/21/2022		13,397,000	-	-	-	-	-	-	-	-	-	-	-	-
GVP-EFF	05/11/2023		202,040	-	-	-	-	-	-	-	-	-	-	-	-
GVP-EFF	11/28/2023		451,325	-	-	-	-	-	-	-	-	-	-	-	-

Table 3

HISTORICAL GVP POTABLE WELL AND POET SYSTEM DATA SUMMARY

Carroll - Monrovia - Former Green Valley Citgo
 11791 Fingerboard Rd
 Monrovia, MD

Monitoring Well	Date	Carbon Change	POET Totalizer (gal)	Benzene (µg/L)	Toluene (µg/L)	Ethylbenzene (µg/L)	Total Xylenes (µg/L)	MTBE (µg/L)	Diisopropyl ether (µg/L)	Ethyl tert-butyl ether (µg/L)	Tert-amyl methyl ether (µg/L)	Tert-Butyl Alcohol (µg/L)	Naphthalene (µg/L)	TPH-DRO (µg/L)	TPH-GRO (µg/L)
GW Clean-up Standards*				5	1,000	700	10,000	20	NL	NL	NL	NL	0.17	47	47

Notes:

* Maryland Department of the Environment (MDE) Groundwater Clean-up Standards for Type I and II Aquifers (2018)

- GVP-INF^A = GVP INF conc. also reflects the conc. for GVP supply well FR-13-0386
- <# = Less than the method detection limit of #
- <#* = Less than the method reporting limit of #
- µg/L = Micrograms per liter
- EFF = Effluent sample location
- gal = Gallons
- GVP = Green Valley Plaza
- INF = Influent sample location
- J = Detected between the Method Detection Limit (MDL) and the Reporting Limit (RL); therefore, result is an estimated value.
- mg/L = Milligrams per liter
- MID = Midfluent sample location
- MTBE = Methyl Tertiary Butyl Ether
- NL = No Limit (Screening)
- NR = Not Recorded
- POET = Point of Entry Treatment
- POU = Point-of-use sample location
- = No Data Available
- TOC = Total Organic Carbons
- TPH-DRO = Total Petroleum Hydrocarbons - Diesel Range Organics
- TPH-GRO = Total Petroleum Hydrocarbons - Gasoline Range Organics



Table 4

HISTORICAL RESIDENTIAL POET SYSTEM DATA SUMMARY

Carroll - Monrovia - Former Green Valley Citgo
11791 Fingerboard Rd
Monrovia, MD

Monitoring Well	Date	CARBON CHANGE	POET Totalizer (gal)	Benzene (µg/L)	Toluene (µg/L)	Ethylbenzene (µg/L)	Total Xylenes (µg/L)	MTBE (µg/L)	Naphthalene (µg/L)	tert-Butyl Alcohol (µg/L)	Diisopropyl ether (µg/L)	ethyl tert-butyl ether (µg/L)	tert-amyl methyl ether (µg/L)	Tetrachloroethene (µg/L)
GW Clean-up Standards*				5	1,000	700	10,000	20	0.17	NL	NL	NL	NL	5
3923-ROSE-INF	10/28/2021	-	-	<0.10	<0.10	<0.10	<0.10	0.39 J	<0.20	<2.5	<0.10	<0.10	<0.10	<0.10
3923-ROSE-INF	02/07/2022	-	-	<0.10	<0.10	<0.10	<0.10	0.29 J	<0.20	<2.5	<0.10	<0.10	<0.10	<0.10
3923-ROSE-INF	05/03/2022	-	-	<0.10	<0.10	<0.10	<0.10	0.52	<0.20	<2.5	<0.10	<0.10	<0.10	<0.10
3923-ROSE-INF	08/17/2022	-	-	<0.10	<0.10	<0.10	<0.10	0.55	<0.20	<2.5	<0.10	<0.10	<0.10	<0.10
3923-ROSE-INF	11/21/2022	-	-	<0.10	<0.10	<0.10	<0.10	0.33 J	<0.20	<2.5	<0.10	<0.10	<0.10	<0.10
3990-FARM-INF	10/28/2021	-	-	<0.10	<0.10	<0.10	<0.10	26	<0.20	<2.5	0.24 J	<0.10	0.37 J	<0.10
3990-FARM-INF	02/07/2022	-	-	<0.10	<0.10	<0.10	<0.10	22	<0.20	<2.5	0.22 J	<0.10	0.57	<0.10
3990-FARM-INF	05/03/2022	-	-	<0.10	<0.10	<0.10	<0.10	22	<0.20	<2.5	0.21 J	<0.10	0.42 J	<0.10
3990-FARM-INF	08/17/2022	-	-	<0.10	<0.10	<0.10	<0.10	23	<0.20	<2.5	<0.10	<0.10	0.5	<0.10
3990-FARM-INF	11/21/2022	-	-	<0.10	<0.10	<0.10	<0.10	24	<0.20	<2.5	0.20 J	<0.10	0.56	<0.10
3990-FARM-INF	02/08/2023	-	-	<0.10	<0.10	<0.10	<0.10	16	<0.20	<2.5	0.20 J	<0.10	0.38 J	<0.10
3990-FARM-INF	07/27/2023	-	-	<0.10	<0.10	<0.10	<0.10	18	<0.20	5.6 J	0.17 J	<0.10	0.33 J	<0.10
3990-FARM-INF	11/28/2023	-	-	<0.10	<0.10	<0.10	<0.10	19	<0.20	3.8 J	0.18 J	<0.10	0.33 J	<0.10
3990-FARM-MID2	10/28/2021	-	-	<0.10	<0.10	<0.10	<0.10	<0.10	<0.20	<2.5	<0.10	<0.10	<0.10	<0.10
3990-FARM-MID2	02/07/2022	-	-	<0.10	<0.10	<0.10	<0.10	<0.10	<0.20	<2.5	<0.10	<0.10	<0.10	<0.10
3990-FARM-MID2	05/03/2022	-	-	<0.10	<0.10	<0.10	<0.10	<0.10	<0.20	<2.5	<0.10	<0.10	<0.10	<0.10
3990-FARM-MID2	08/17/2022	-	-	<0.10	<0.10	<0.10	<0.10	<0.10	<0.20	<2.5	<0.10	<0.10	<0.10	<0.10
3990-FARM-MID2	11/21/2022	-	-	<0.10	<0.10	<0.10	<0.10	<0.10	<0.20	<2.5	<0.10	<0.10	<0.10	<0.10
3990-FARM-MID2	02/08/2023	-	-	<0.10	<0.10	<0.10	<0.10	<0.10	<0.20	<2.5	<0.10	<0.10	<0.10	<0.10
3990-FARM-MID2	07/27/2023	-	-	<0.10	<0.10	<0.10	<0.10	<0.10	<0.20	<2.5	<0.10	<0.10	<0.10	<0.10
3990-FARM-MID2	11/28/2023	-	-	<0.10	<0.10	<0.10	<0.10	<0.10	<0.20	<2.5	<0.10	<0.10	<0.10	<0.10
3990-FARM-EFF	10/28/2021	-	154,641	<0.10	<0.10	<0.10	<0.10	<0.10	<0.20	<2.5	<0.10	<0.10	<0.10	<0.10
3990-FARM-EFF	02/07/2022	-	158,808	<0.10	<0.10	<0.10	<0.10	<0.10	<0.20	<2.5	<0.10	<0.10	<0.10	<0.10
3990-FARM-EFF	05/03/2022	-	163,658	<0.10	<0.10	<0.10	<0.10	<0.10	<0.20	<2.5	<0.10	<0.10	<0.10	<0.10
3990-FARM-EFF	08/17/2022	-	169,801	<0.10	<0.10	<0.10	<0.10	<0.10	<0.20	<2.5	<0.10	<0.10	<0.10	<0.10
3990-FARM-EFF	11/21/2022	-	174,504	<0.10	<0.10	<0.10	<0.10	<0.10	<0.20	<2.5	<0.10	<0.10	<0.10	<0.10
3990-FARM-EFF	02/08/2023	-	178,955	<0.10	<0.10	<0.10	<0.10	<0.10	<0.20	<2.5	<0.10	<0.10	<0.10	<0.10
3990-FARM-EFF	07/27/2023	-	187,257	<0.10	<0.10	<0.10	<0.10	<0.10	<0.20	4.9 J	<0.10	<0.10	<0.10	<0.10
3990-FARM-EFF	09/08/2023	CARBON CHANGE	-	-	-	-	-	-	-	-	-	-	-	-
3990-FARM-EFF	11/28/2023	-	192,325	<0.10	<0.10	<0.10	<0.10	<0.10	<0.20	<2.5	<0.10	<0.10	<0.10	<0.10
3992-FARM-INF	10/28/2021	-	-	<0.10	<0.10	<0.10	<0.10	17	<0.20	<2.5	0.15 J	<0.10	0.23 J	<0.10
3992-FARM-INF	02/07/2022	-	-	<0.10	<0.10	<0.10	<0.10	12	<0.20	<2.5	0.11 J	<0.10	0.32 J	<0.10
3992-FARM-INF	05/03/2022	-	-	<0.10	<0.10	<0.10	<0.10	13	<0.20	<2.5	0.12 J	<0.10	0.24 J	<0.10
3992-FARM-INF	08/17/2022	-	-	<0.10	<0.10	<0.10	<0.10	13	<0.20	<2.5	0.11 J	<0.10	0.27 J	<0.10
3992-FARM-INF	11/21/2022	-	-	<0.10	<0.10	<0.10	<0.10	12	<0.20	<2.5	<0.10	<0.10	0.25 J	<0.10

Table 4

HISTORICAL RESIDENTIAL POET SYSTEM DATA SUMMARY

Carroll - Monrovia - Former Green Valley Citgo
11791 Fingerboard Rd
Monrovia, MD

Monitoring Well	Date	CARBON CHANGE	POET Totalizer (gal)	Benzene (µg/L)	Toluene (µg/L)	Ethylbenzene (µg/L)	Total Xylenes (µg/L)	MTBE (µg/L)	Naphthalene (µg/L)	tert-Butyl Alcohol (µg/L)	Diisopropyl ether (µg/L)	ethyl tert-butyl ether (µg/L)	tert-amyl methyl ether (µg/L)	Tetrachloroethene (µg/L)
GW Clean-up Standards*				5	1,000	700	10,000	20	0.17	NL	NL	NL	NL	5
3992-FARM-INF	02/09/2023	-	-	<0.10	<0.10	<0.10	<0.10	12	<0.20	<2.5	0.10 J	<0.10	0.29 J	<0.10
3992-FARM-INF	05/23/2023	-	-	<0.10	<0.10	<0.10	<0.10	9.7	<0.20	<2.5	<0.10	<0.10	0.20 J	<0.10
3992-FARM-INF	11/28/2023	-	-	<0.10	<0.10	<0.10	<0.10	9.5	<0.20	<2.5	<0.10	<0.10	0.17 J	<0.10
3992-FARM-MID2	10/28/2021	-	-	<0.10	<0.10	<0.10	<0.10	<0.10	<0.20	<2.5	<0.10	<0.10	<0.10	<0.10
3992-FARM-MID2	02/07/2022	-	-	<0.10	<0.10	<0.10	<0.10	<0.10	<0.20	<2.5	<0.10	<0.10	<0.10	<0.10
3992-FARM-MID2	05/03/2022	-	-	<0.10	<0.10	<0.10	<0.10	<0.10	<0.20	<2.5	<0.10	<0.10	<0.10	<0.10
3992-FARM-MID2	08/17/2022	-	-	<0.10	<0.10	<0.10	<0.10	<0.10	<0.20	<2.5	<0.10	<0.10	<0.10	<0.10
3992-FARM-MID2	11/21/2022	-	-	<0.10	<0.10	<0.10	<0.10	<0.10	<0.20	<2.5	<0.10	<0.10	<0.10	<0.10
3992-FARM-MID2	02/09/2023	-	-	<0.10	<0.10	<0.10	<0.10	<0.10	<0.20	<2.5	<0.10	<0.10	<0.10	<0.10
3992-FARM-MID2	05/23/2023	-	-	<0.10	<0.10	<0.10	<0.10	<0.10	<0.20	<2.5	<0.10	<0.10	<0.10	<0.10
3992-FARM-MID2	11/28/2023	-	-	<0.10	<0.10	<0.10	<0.10	<0.10	<0.20	<2.5	<0.10	<0.10	<0.10	<0.10
3992-FARM-EFF	10/28/2021	-	39,012	<0.10	<0.10	<0.10	<0.10	<0.10	<0.20	<2.5	<0.10	<0.10	<0.10	<0.10
3992-FARM-EFF	02/07/2022	-	48,236	<0.10	<0.10	<0.10	<0.10	<0.10	<0.20	<2.5	<0.10	<0.10	<0.10	<0.10
3992-FARM-EFF	05/03/2022	-	55,775	<0.10	<0.10	<0.10	<0.10	<0.10	<0.20	<2.5	<0.10	<0.10	<0.10	<0.10
3992-FARM-EFF	08/17/2022	-	64,156	<0.10	<0.10	<0.10	<0.10	<0.10	<0.20	<2.5	<0.10	<0.10	<0.10	<0.10
3992-FARM-EFF	11/21/2022	-	69,136	<0.10	<0.10	<0.10	<0.10	<0.10	<0.20	<2.5	<0.10	<0.10	<0.10	<0.10
3992-FARM-EFF	02/09/2023	-	76,419	<0.10	<0.10	<0.10	<0.10	<0.10	<0.20	<2.5	<0.10	<0.10	<0.10	<0.10
3992-FARM-EFF	05/23/2023	-	82,638	<0.10	<0.10	<0.10	<0.10	<0.10	<0.20	<2.5	<0.10	<0.10	<0.10	<0.10
3992-FARM-EFF	11/28/2023	-	91,708	<0.10	<0.10	<0.10	<0.10	<0.10	<0.20	<2.5	<0.10	<0.10	<0.10	<0.10
3994-FARM-INF	11/02/2021	-	-	<0.10	<0.10	<0.10	<0.10	8.3	<0.20	<2.5	<0.10	<0.10	0.12 J	<0.10
3994-FARM-INF	02/07/2022	-	-	<0.10	<0.10	<0.10	<0.10	4.5	<0.20	<2.5	<0.10	<0.10	0.12 J	<0.10
3994-FARM-INF	05/03/2022	-	-	<0.10	<0.10	<0.10	<0.10	4.6	<0.20	<2.5	<0.10	<0.10	<0.10	<0.10
3994-FARM-INF	08/17/2022	-	-	<0.10	<0.10	<0.10	<0.10	3.3	<0.20	<2.5	<0.10	<0.10	<0.10	<0.10
3994-FARM-INF	11/21/2022	-	-	<0.10	<0.10	<0.10	<0.10	2.6	<0.20	<2.5	<0.10	<0.10	<0.10	<0.10
3994-FARM-INF	02/08/2023	-	-	<0.10	<0.10	<0.10	<0.10	2.6	<0.20	<2.5	<0.10	<0.10	<0.10	<0.10
3994-FARM-INF	05/11/2023	-	-	<0.10	<0.10	<0.10	<0.10	3.0	<0.20	<2.5	<0.10	<0.10	<0.10	<0.10
3994-FARM-INF	07/27/2023	-	-	<0.10	<0.10	<0.10	<0.10	2.8	<0.20	<2.5	<0.10	<0.10	<0.10	<0.10
3994-FARM-INF	11/28/2023	-	-	<0.10	<0.10	<0.10	<0.10	2.6	<0.20	<2.5	<0.10	<0.10	<0.10	<0.10
3994-FARM-MID2	11/02/2021	-	-	<0.10	<0.10	<0.10	<0.10	<0.10	<0.20	<2.5	<0.10	<0.10	<0.10	<0.10
3994-FARM-MID2	02/07/2022	-	-	<0.10	<0.10	<0.10	<0.10	<0.10	<0.20	<2.5	<0.10	<0.10	<0.10	<0.10
3994-FARM-MID2	05/03/2022	-	-	<0.10	<0.10	<0.10	<0.10	<0.10	<0.20	<2.5	<0.10	<0.10	<0.10	<0.10
3994-FARM-MID2	08/17/2022	-	-	<0.10	<0.10	<0.10	<0.10	<0.10	<0.20	<2.5	<0.10	<0.10	<0.10	<0.10
3994-FARM-MID2	11/21/2022	-	-	<0.10	0.22 J	<0.10	<0.10	<0.10	<0.20	<2.5	<0.10	<0.10	<0.10	<0.10
3994-FARM-MID2	02/08/2023	-	-	<0.10	<0.10	<0.10	<0.10	<0.10	<0.20	<2.5	<0.10	<0.10	<0.10	<0.10
3994-FARM-MID2	05/11/2023	-	-	<0.10	<0.10	<0.10	<0.10	<0.10	<0.20	<2.5	<0.10	<0.10	<0.10	<0.10

Table 4

HISTORICAL RESIDENTIAL POET SYSTEM DATA SUMMARY

Carroll - Monrovia - Former Green Valley Citgo
11791 Fingerboard Rd
Monrovia, MD

Monitoring Well	Date	CARBON CHANGE	POET Totalizer (gal)	Benzene (µg/L)	Toluene (µg/L)	Ethylbenzene (µg/L)	Total Xylenes (µg/L)	MTBE (µg/L)	Naphthalene (µg/L)	tert-Butyl Alcohol (µg/L)	Diisopropyl ether (µg/L)	ethyl tert-butyl ether (µg/L)	tert-amyl methyl ether (µg/L)	Tetrachloroethene (µg/L)
GW Clean-up Standards*				5	1,000	700	10,000	20	0.17	NL	NL	NL	NL	5
3994-FARM-MID2	07/27/2023	-	-	<0.10	<0.10	<0.10	<0.10	<0.10	<0.20	<2.5	<0.10	<0.10	<0.10	<0.10
3994-FARM-MID2	11/28/2023	-	-	<0.10	<0.10	<0.10	<0.10	<0.10	<0.20	2.9 J	<0.10	<0.10	<0.10	<0.10
3994-FARM-EFF	11/02/2021	-	599,803	<0.10	<0.10	<0.10	<0.10	<0.10	<0.20	<2.5	<0.10	<0.10	<0.10	<0.10
3994-FARM-EFF	02/07/2022	-	609,053	<0.10	<0.10	<0.10	<0.10	<0.10	<0.20	<2.5	<0.10	<0.10	<0.10	<0.10
3994-FARM-EFF	05/03/2022	-	616,064	<0.10	<0.10	<0.10	<0.10	<0.10	<0.20	<2.5	<0.10	<0.10	<0.10	<0.10
3994-FARM-EFF	08/17/2022	-	628,757	<0.10	<0.10	<0.10	<0.10	<0.10	<0.20	2.7 J	<0.10	<0.10	<0.10	<0.10
3994-FARM-EFF	11/04/2022	CARBON CHANGE	-	-	-	-	-	-	-	-	-	-	-	-
3994-FARM-EFF	11/21/2022	-	633,004	<0.10	<0.10	<0.10	<0.10	<0.10	<0.20	<2.5	<0.10	<0.10	<0.10	<0.10
3994-FARM-EFF	02/08/2023	-	640,329	<0.10	<0.10	<0.10	<0.10	<0.10	<0.20	<2.5	<0.10	<0.10	<0.10	<0.10
3994-FARM-EFF	05/11/2023	-	647,557	<0.10	<0.10	<0.10	<0.10	<0.10	<0.20	<2.5	<0.10	<0.10	<0.10	<0.10
3994-FARM-EFF	07/27/2023	-	654,012	<0.10	<0.10	<0.10	<0.10	<0.10	<0.20	<2.5	<0.10	<0.10	<0.10	<0.10
3994-FARM-EFF	11/28/2023	-	663,597	<0.10	<0.10	<0.10	<0.10	<0.10	<0.20	<2.5	<0.10	<0.10	<0.10	<0.10
3994-FARM-EFF	01/04/2024	CARBON CHANGE	-	-	-	-	-	-	-	-	-	-	-	-
3996-FARM-INF	10/28/2021	-	-	<0.10	<0.10	<0.10	<0.10	1.3	<0.20	<2.5	<0.10	<0.10	<0.10	<0.10
3996-FARM-INF	02/07/2022	-	-	<0.10	<0.10	<0.10	<0.10	0.88	<0.20	<2.5	<0.10	<0.10	<0.10	<0.10
3996-FARM-INF	05/03/2022	-	-	<0.10	<0.10	<0.10	<0.10	0.91	<0.20	<2.5	<0.10	<0.10	<0.10	<0.10
3996-FARM-INF	08/17/2022	-	-	<0.10	<0.10	<0.10	<0.10	1.2	<0.20	<2.5	<0.10	<0.10	<0.10	<0.10
3996-FARM-INF	11/21/2022	-	-	<0.10	<0.10	<0.10	<0.10	0.84	<0.20	<2.5	<0.10	<0.10	<0.10	<0.10
3996-FARM-INF	02/08/2023	-	-	<0.10	<0.10	<0.10	<0.10	0.86	<0.20	<2.5	<0.10	<0.10	<0.10	<0.10
3996-FARM-MID2	10/28/2021	-	-	<0.10	<0.10	<0.10	<0.10	<0.10	<0.20	2.8 J	<0.10	<0.10	<0.10	<0.10
3996-FARM-MID2	02/07/2022	-	-	<0.10	<0.10	<0.10	<0.10	<0.10	<0.20	<2.5	<0.10	<0.10	<0.10	<0.10
3996-FARM-MID2	05/03/2022	-	-	<0.10	<0.10	<0.10	<0.10	<0.10	<0.20	<2.5	<0.10	<0.10	<0.10	<0.10
3996-FARM-MID2	08/17/2022	-	-	<0.10	<0.10	<0.10	<0.10	<0.10	<0.20	<2.5	<0.10	<0.10	<0.10	<0.10
3996-FARM-MID2	11/21/2022	-	-	<0.10	<0.10	<0.10	<0.10	<0.10	<0.20	<2.5	<0.10	<0.10	<0.10	<0.10
3996-FARM-MID2	02/08/2023	-	-	<0.10	<0.10	<0.10	<0.10	<0.10	<0.20	<2.5	<0.10	<0.10	<0.10	<0.10
3996-FARM-EFF	10/28/2021	-	1,213,667	<0.10	<0.10	<0.10	<0.10	<0.10	<0.20	<2.5	<0.10	<0.10	<0.10	<0.10
3996-FARM-EFF	12/20/2021	CARBON CHANGE	1,219,100	-	-	-	-	-	-	-	-	-	-	-
3996-FARM-EFF	02/07/2022	-	1,225,594	<0.10	<0.10	<0.10	<0.10	<0.10	<0.20	<2.5	<0.10	<0.10	<0.10	<0.10
3996-FARM-EFF	05/03/2022	-	1,235,081	<0.10	<0.10	<0.10	<0.10	<0.10	<0.20	<2.5	<0.10	<0.10	<0.10	<0.10
3996-FARM-EFF	08/17/2022	-	1,258,964	<0.10	<0.10	<0.10	<0.10	<0.10	<0.20	<2.5	<0.10	<0.10	<0.10	<0.10
3996-FARM-EFF	11/21/2022	-	1,274,067	1.2	<0.10	<0.10	<0.10	<0.10	<0.20	<2.5	<0.10	<0.10	<0.10	<0.10
3996-FARM-EFF	2/8/2023	CARBON CHANGE	1,282,803	0.14 J	<0.10	<0.10	<0.10	<0.10	<0.20	<2.5	<0.10	<0.10	<0.10	<0.10

Table 4

HISTORICAL RESIDENTIAL POET SYSTEM DATA SUMMARY

Carroll - Monrovia - Former Green Valley Citgo
 11791 Fingerboard Rd
 Monrovia, MD

Monitoring Well	Date	CARBON CHANGE	POET Totalizer (gal)	Benzene (µg/L)	Toluene (µg/L)	Ethylbenzene (µg/L)	Total Xylenes (µg/L)	MTBE (µg/L)	Naphthalene (µg/L)	tert-Butyl Alcohol (µg/L)	Diisopropyl ether (µg/L)	ethyl tert-butyl ether (µg/L)	tert-amyl methyl ether (µg/L)	Tetrachloroethene (µg/L)
GW Clean-up Standards*				5	1,000	700	10,000	20	0.17	NL	NL	NL	NL	5
3997-FARM-INF	10/28/2021	-	-	<0.10	<0.10	<0.10	<0.10	0.14 J	<0.20	<2.5	<0.10	<0.10	<0.10	<0.10
3997-FARM-INF	02/07/2022	-	-	<0.10	<0.10	<0.10	<0.10	<0.10	<0.20	<2.5	<0.10	<0.10	<0.10	<0.10
3997-FARM-INF	05/03/2022	-	-	<0.10	<0.10	<0.10	<0.10	0.11 J	<0.20	<2.5	<0.10	<0.10	<0.10	<0.10
3997-FARM-INF	08/17/2022	-	-	<0.10	<0.10	<0.10	<0.10	0.13 J	<0.20	<2.5	<0.10	<0.10	<0.10	<0.10
3997-FARM-INF	11/21/2022	-	-	<0.10	<0.10	<0.10	<0.10	<0.10	<0.20	<2.5	<0.10	<0.10	<0.10	<0.10

Notes:

* Maryland Department of the Environment (MDE) Groundwater Clean-up Standards for Type I and II Aquifers (2018)

- <# = less than the method detection limit of #
- µg/L = Micrograms/Liter
- J = Result is between the method detection and reporting limits; therefore, result is estimated.
- EFF = Effluent sample location
- INF = Influent sample location
- MID2 = Second midfluent sample location
- MTBE = Methyl Tertiary Butyl Ether
- NA = Not Available or Not Analyzed for that specific compound
- NL = No Limit (screening)
- = No Data Available
- NT = Not Tabulated, historical laboratory analytical report available for specified date.
- <#¹ = less than the method reporting limit of #
- (#)² = Totalizer Reading incorrectly recorded in the field.
- VOC = Volatile Organic Compounds

Table 5

HISTORICAL RESIDENTIAL POTABLE WELL DATA SUMMARY

Carroll - Monrovia - Former Green Valley Citgo
11791 Fingerboard Rd
Monrovia, MD

Monitoring Well	Date	Benzene (µg/L)	Toluene (µg/L)	Ethylbenzene (µg/L)	Total Xylenes (µg/L)	MTBE (µg/L)	Naphthalene (µg/L)	tert-Butyl Alcohol (µg/L)	Diisopropyl ether (µg/L)	ethyl tert-butyl ether (µg/L)	tert-amyl methyl ether (µg/L)	Tetrachloroethene (ug/L)	tert-amyl ethyl ether (µg/L)
GW Clean-up Standards*		5	1,000	700	10,000	20	0.17	NL	NL	NL	NL	5	NL
3923-ROSE-INF	10/28/2021	<0.10	<0.10	<0.10	<0.10	0.39 J	<0.20	<2.5	<0.10	<0.10	<0.10	<0.10	NA
3923-ROSE-INF	02/07/2022	<0.10	<0.10	<0.10	<0.10	0.29 J	<0.20	<2.5	<0.10	<0.10	<0.10	<0.10	NA
3923-ROSE-INF	05/03/2022	<0.10	<0.10	<0.10	<0.10	0.52	<0.20	<2.5	<0.10	<0.10	<0.10	<0.10	NA
3923-ROSE-INF	08/17/2022	<0.10	<0.10	<0.10	<0.10	0.55	<0.20	<2.5	<0.10	<0.10	<0.10	<0.10	NA
3923-ROSE-INF	11/21/2022	<0.10	<0.10	<0.10	<0.10	0.33 J	<0.20	<2.5	<0.10	<0.10	<0.10	<0.10	NA
3990-FARM-INF	10/28/2021	<0.10	<0.10	<0.10	<0.10	26	<0.20	<2.5	0.24 J	<0.10	0.37 J	<0.10	NA
3990-FARM-INF	02/07/2022	<0.10	<0.10	<0.10	<0.10	22	<0.20	<2.5	0.22 J	<0.10	0.57	<0.10	NA
3990-FARM-INF	05/03/2022	<0.10	<0.10	<0.10	<0.10	22	<0.20	<2.5	0.21 J	<0.10	0.42	<0.10	NA
3990-FARM-INF	08/17/2022	<0.10	<0.10	<0.10	<0.10	23	<0.20	<2.5	<0.10	<0.10	0.5	<0.10	NA
3990-FARM-INF	11/21/2022	<0.10	<0.10	<0.10	<0.10	24	<0.20	<2.5	0.20 J	<0.10	0.56	<0.10	NA
3990-FARM-INF	2/8/2023	<0.10	<0.10	<0.10	<0.10	16	<0.20	<2.5	0.20 J	<0.10	0.38 J	<0.10	NA
3990-FARM-INF	7/27/2023	<0.10	<0.10	<0.10	<0.10	18	<0.20	5.6 J	0.17 J	<0.10	0.33 J	<0.10	NA
3990-FARM-INF	11/28/2023	<0.10	<0.10	<0.10	<0.10	19	<0.20	3.8 J	0.18 J	<0.10	0.33 J	<0.10	NA
3992-FARM-INF	10/28/2021	<0.10	<0.10	<0.10	<0.10	17	<0.20	<2.5	0.15 J	<0.10	0.23 J	<0.10	NA
3992-FARM-INF	02/07/2022	<0.10	<0.10	<0.10	<0.10	12	<0.20	<2.5	0.11 J	<0.10	0.32 J	<0.10	NA
3992-FARM-INF	05/03/2022	<0.10	<0.10	<0.10	<0.10	13	<0.20	<2.5	0.12 J	<0.10	0.24 J	<0.10	NA
3992-FARM-INF	08/17/2022	<0.10	<0.10	<0.10	<0.10	13	<0.20	<2.5	0.11 J	<0.10	0.27 J	<0.10	NA
3992-FARM-INF	11/21/2022	<0.10	<0.10	<0.10	<0.10	12	<0.20	<2.5	<0.10	<0.10	0.25 J	<0.10	NA
3992-FARM-INF	2/9/2023	<0.10	<0.10	<0.10	<0.10	12	<0.20	<2.5	0.10 J	<0.10	0.29 J	<0.10	NA
3992-FARM-INF	5/11/2023	<0.10	<0.10	<0.10	<0.10	9.7	<0.20	<2.5	<0.10	<0.10	0.20 J	<0.10	NA
3992-FARM-INF	11/28/2023	<0.10	<0.10	<0.10	<0.10	9.5	<0.20	<2.5	<0.10	<0.10	0.17 J	<0.10	NA
3994-FARM-INF	11/02/2021	<0.10	<0.10	<0.10	<0.10	8.3	<0.20	<2.5	<0.10	<0.10	0.12 J	<0.10	NA
3994-FARM-INF	02/07/2022	<0.10	<0.10	<0.10	<0.10	4.5	<0.20	<2.5	<0.10	<0.10	0.12 J	<0.10	NA
3994-FARM-INF	05/03/2022	<0.10	<0.10	<0.10	<0.10	4.6	<0.20	<2.5	<0.10	<0.10	<0.10	<0.10	NA
3994-FARM-INF	09/29/2022	<0.10	<0.10	<0.10	<0.10	3.3	<0.20	<2.5	<0.10	<0.10	<0.10	<0.10	NA
3994-FARM-INF	11/21/2022	<0.10	<0.10	<0.10	<0.10	2.6	<0.20	<2.5	<0.10	<0.10	<0.10	<0.10	NA
3994-FARM-INF	2/8/2023	<0.10	<0.10	<0.10	<0.10	2.6	<0.20	<2.5	<0.10	<0.10	<0.10	<0.10	NA
3994-FARM-INF	5/11/2023	<0.10	<0.10	<0.10	<0.10	3.0	<0.20	<2.5	<0.10	<0.10	<0.10	<0.10	NA
3994-FARM-INF	7/27/2023	<0.10	<0.10	<0.10	<0.10	2.8	<0.20	<2.5	<0.10	<0.10	<0.10	<0.10	NA
3994-FARM-INF	11/28/2023	<0.10	<0.10	<0.10	<0.10	2.6	<0.20	<2.5	<0.10	<0.10	<0.10	<0.10	NA
3996-FARM-INF	10/28/2021	<0.10	<0.10	<0.10	<0.10	1.3	<0.20	<2.5	<0.10	<0.10	<0.10	<0.10	NA
3996-FARM-INF	02/07/2022	<0.10	<0.10	<0.10	<0.10	0.88	<0.20	<2.5	<0.10	<0.10	<0.10	<0.10	NA
3996-FARM-INF	05/03/2022	<0.10	<0.10	<0.10	<0.10	0.91	<0.20	<2.5	<0.10	<0.10	<0.10	<0.10	NA
3996-FARM-INF	08/17/2022	<0.10	<0.10	<0.10	<0.10	1.2	<0.20	<2.5	<0.10	<0.10	<0.10	<0.10	NA
3996-FARM-INF	11/21/2022	<0.10	<0.10	<0.10	<0.10	0.84	<0.20	<2.5	<0.10	<0.10	<0.10	<0.10	NA
3996-FARM-INF	2/8/2023	<0.10	<0.10	<0.10	<0.10	0.86	<0.20	<2.5	<0.10	<0.10	<0.10	<0.10	NA
3997-FARM-INF	10/28/2021	<0.10	<0.10	<0.10	<0.10	0.14 J	<0.20	<2.5	<0.10	<0.10	<0.10	<0.10	NA
3997-FARM-INF	02/07/2022	<0.10	<0.10	<0.10	<0.10	<0.10	<0.20	<2.5	<0.10	<0.10	<0.10	<0.10	NA
3997-FARM-INF	05/03/2022	<0.10	<0.10	<0.10	<0.10	0.11 J	<0.20	<2.5	<0.10	<0.10	<0.10	<0.10	NA
3997-FARM-INF	08/17/2022	<0.10	<0.10	<0.10	<0.10	0.13 J	<0.20	<2.5	<0.10	<0.10	<0.10	<0.10	NA
3997-FARM-INF	11/21/2022	<0.10	<0.10	<0.10	<0.10	<0.10	<0.20	<2.5	<0.10	<0.10	<0.10	<0.10	NA

Table 5

HISTORICAL RESIDENTIAL POTABLE WELL DATA SUMMARY

Carroll - Monrovia - Former Green Valley Citgo
 11791 Fingerboard Rd
 Monrovia, MD

Monitoring Well	Date	Benzene (µg/L)	Toluene (µg/L)	Ethylbenzene (µg/L)	Total Xylenes (µg/L)	MTBE (µg/L)	Naphthalene (µg/L)	tert-Butyl Alcohol (µg/L)	Diisopropyl ether (µg/L)	ethyl tert-butyl ether (µg/L)	tert-amyl methyl ether (µg/L)	Tetrachloroethene (ug/L)	tert-amyl ethyl ether (µg/L)
GW Clean-up Standards*		5	1,000	700	10,000	20	0.17	NL	NL	NL	NL	5	NL

* Maryland Department of the Environment (MDE) Groundwater Clean-up Standards for Type I and II Aquifers (2018)

** Resident resampled on May 5, 2015 due to suspected mislabeling of samples

- = No Data Available

INF = Influent sample location

POU = Point-of-use sample location

<# = Less than the method detection limit of #

µg/L = Micrograms/Liter

MTBE = Methyl Tertiary Butyl Ether

NA = Not Analyzed

J = Detected between the Method Detection Limit (MDL) and the Reporting Limit (RL); therefore, result is an estimated value.

NT = Not Tabulated, historical laboratory analytical report available for specified date.

QB = The spike recovery was outside acceptance limits for the MS and/or MSD due to sample matrix interferences. The

BB = The method blank result was at or above the method reporting limit (MRL), therefore sample results may be biased

NL = No Limit (screening)

Table 6

MONITORING WELL CONSTRUCTION DETAILS

Carroll - Monrovia - Former Green Valley Citgo
11791 Fingerboard Road
Monrovia, MD

Monitoring Well	Well Permit #	Date Well Drilled	Date Well Installed	Well Diameter (inches)	TOC Elevation	Date of Last Survey	Total Depth of Well (from Ground Surface)	DTB of Steel Casing (feet)	TOS from Ground Surface	BOS from Ground Surface	Comments
MW-1	FR-94-5045	2/7/06	2/7/2006	2	99.19	2/27/2006	61.5	--	40	61.5	
MW-2	FR-94-5046	2/7/06	2/7/2006	2	99.47	2/27/2006	61.5	--	40	61.5	Well abandoned 12/21/17
MW-3	FR-94-5047	2/7/06	2/7/2006	2	99.16	2/27/2006	81.5	--	40	64	Drilled to 81.5 feet, backfilled and set at 64 feet; well abandoned 5/15/08
MW-4	FR-94-5048	2/7/06	2/7/2006	2	97.84	2/27/2006	61.5	--	40	61.5	
MW-5	FR-95-0982	5/12/08	2/23/2009	4	99.60	3/18/2009	70	14	40	70	
MW-6	FR-95-0983	5/12/08	2/23/2009	4	98.09	3/18/2009	59.5	14	40	59.5	boring caved to 59.5 feet; well abandoned 12/20/17
MW-7	FR-95-0984	5/12/08	2/24/2009	4	97.66	3/18/2009	80	19.5	53	80	
MW-8	FR-95-0985	5/12/08	2/23/2009	4	97.93	3/18/2009	70	15	45	70	Well abandoned 12/20/17
MW-9	FR-95-1216	2/26/09	3/11/2009	4	88.48	3/18/2009	78	10	48	78	Well abandoned 12/20/17
MW-10	FR-95-1217	2/26/09	3/11/2009	4	91.64	3/18/2009	80	10	40	80	Well abandoned 12/20/17
MW-11	FR-95-1219	2/27/09	3/11/2009	4	94.28	3/18/2009	77	10	47	77	Well abandoned 12/20/17
MW-12	FR-95-1218	3/2/09	3/12/2009	4	95.33	3/18/2009	84	10	44	82	Well abandoned 12/20/17
MW-13	FR-95-1215	3/2/09	3/12/2009	4	98.11	3/18/2009	84	10	49	84	
MW-14S	FR-95-1599	7/20/10	7/22/2010	4	91.21	7/22/2010	100	11.0	40	100	Well abandoned 12/20/17
MW-14D	FR-95-1418	9/24/09	7/22/2010	4	92.07	7/22/2010	221	10.5	201	221	
MW-15D	FR-95-1419	9/28/09	7/19/2010	4	97.67	7/22/2010	133.5	10	45.5	133.5	Well abandoned 12/20/17
MW-16	FR-95-1420	9/25/09	7/20/2010	4	89.78	7/22/2010	121	9.75	35.5	121	Well abandoned 12/20/17
MW-17	FR-95-1421	9/25/09	7/20/2010	4	92.84	7/22/2010	121	10.5	35	121	
MW-18S	FR-95-1674	11/17/10	11/17/2010	2	98.29	1/4/2011	70	--	45	70	MW-18S and MW-18D nested in one borehole; MW-18S abandoned on 11/10/15
MW-18D			11/18/2010	2	98.31	1/4/2011	130	--	120	130	
MW-18S-R	FR-95-2578	1/27/15	1/27/2015	4	97.72	1/27/2015	70	--	25	70	
VE-1	FR-95-1673	11/19/10	11/17/2010	4	98.40	1/4/2011	25	--	5	25	Abandoned 12/21/17
IW-1S	FR-95-1672	11/18/10	11/18/2010	0.60	98.52	1/4/2011	67	--	63	67	IW-1S and IW-1D nested in one borehole - stainless steel screen and casing; abandoned 12/21/17
IW-1D			11/19/2010	0.60	98.60	1/4/2011	73	--	69	73	
IW-2S	FR-95-1671	11/18/10	11/18/2010	0.60	98.63	1/4/2011	91	--	87	91	IW-2S and IW-2D nested in one borehole - stainless steel screen and casing; abandoned 12/21/17
IW-2D			11/19/2010	0.60	98.71	1/4/2011	103	--	99	103	
IW-3S	FR-95-1670	11/18/10	11/18/2010	0.60	98.51	1/4/2011	127	--	123	127	IW-3S and IW-3D nested in one borehole - stainless steel screen and casing; abandoned 12/21/17
IW-3D			11/19/2010	0.60	98.62	1/4/2011	134	--	130	134	
IW-4	FR-95-2019	5/30/12	5/30/12	0.75	NA	NA	92	--	85	89	Abandoned 12/21/17

BOS =Bottom of screen
NA = Not Available

TOS =Top of screen
TOC =Top of casing

U =Unknown



APPENDIX A

Historical Activities Summary



HISTORICAL ACTIVITY SUMMARY (key / relevant dates):

- 1990 – 2000: The facility was operated by Timbercrest LP.
2000: Underground storage tanks (USTs) were registered to Carroll Independent Fuel Company (Carroll).
- June 13, 2001: Three soil borings (SB-1AR, SB-2AR and SB-3) were advanced onsite and soil samples were collected by ATC Associates (ATC) as part of a Phase II Environmental Assessment.
- July 24, 2001: ATC completed a *Phase II Environmental Assessment* report.
- January 28, 2005: The Maryland Department of the Environment (MDE) Oil Control Program (OCP) conducted a compliance inspection, during which elevated levels of petroleum vapors were detected in the vicinity of the tank field, around tank top components, and in the tank field monitoring wells.
- June 1, 2005: MDE correspondence required vapor leak testing, containment sump and catchment basin testing, the installation of groundwater monitoring wells to comply with High-Risk Groundwater Use Area (HRGUA) Regulations, and the submittal of a *Subsurface Investigation Work Plan* to assess the vertical and lateral extent of any contamination of soil and/or groundwater. OCP Case #2005-0834-FR was assigned to the site.
- July 8, 2005: A *Work Plan – Subsurface Investigation and Emergency Regulation Compliance* was submitted to the MDE by Environmental Alliance (Alliance), proposing a soil boring event, installation of four monitoring wells, groundwater sampling, slug tests, and a sensitive receptor search.
- August 18, 2005: The MDE approved the *Work Plan*, with modifications, and required a drinking water well survey within a half-mile radius of the site be conducted.
- September 14-15, 2005: Ten soil borings (GP-1 through GP-10) were advanced.
- February 6-7, 2006: Four bedrock monitoring wells (MW-1 through MW-4) were installed.
- March 28, 2006: Methyl-tertiary butyl ether (MTBE) was detected at a concentration of 14 micrograms per liter ($\mu\text{g/L}$) in a blended influent sample collected from two onsite drinking water wells supplying the shopping center, Green Valley Plaza (GVP), which house the gas station.
- April 2006: Mr. Arshad Ranjha, doing business as Saaba Corporation, registered as the new UST owner.
- May 24, 2006: An *Assessment for the Emergency Regulations Compliance Report* was submitted to the MDE, detailing the soil boring event, the monitoring well installation, groundwater sampling, sampling of the onsite potable wells, and a sensitive receptor survey.
- July 7, 2006: The MDE responded to the *Assessment Report*, and required semi-annual sampling of the monitoring wells, the tank field wells, and the Site's supply wells, and submittal of boring logs for the onsite drinking water supply wells and the bedrock monitoring wells.
- September 19, 2006: MTBE was detected in a blended influent sample from the GVP's supply wells at a concentration of 42 $\mu\text{g/L}$.
- November 17, 2006: A *Semi-Annual Sampling Report* was submitted to the MDE detailing the results of groundwater sampling and the potable well sampling, and the intention to install a point of entry treatment (POET) system on GVP's water supply.



HISTORICAL ACTIVITY SUMMARY (Continued):

- January 22, 2007: The MDE issued a *Request for Interim Corrective Action Plan (ICAP) and Supplemental Investigation*, requiring the submittal of an ICAP to reduce vapor concentrations in the tank field, including a soil-vapor extraction (SVE) test on the tank field and monitoring well MW-3, an investigation of surface drains, and increased frequency of monitoring well and tank field well sampling from semi-annually to quarterly. The submittal of a *Site Conceptual Model (SCM)* and a supplemental *Work Plan* to further develop the SCM were also required. Quarterly sampling of GVP's and the adjacent Green Valley Shopping Center's (GVSC's) potable wells, initial sampling of several private offsite potable wells, and a detailed drinking water well survey within a half-mile radius of the site was required.
- March 23, 2007: An extension request for the submittal of the ICAP was submitted to the MDE, noting that there was more than one potentially responsible party at the Site.
- April 5, 2007: MDE correspondence acknowledged that more than one potentially responsible party existed at the Site.
- April 5, 2007: The MDE issued *Notice of Violation (NOV) NV-2007-069* to all potentially responsible parties for failure to meet the requirements of the January 22, 2007 directive letter within the specified deadlines. The MDE also sent correspondence regarding the case to the Frederick County Health Department (FCHD).
- April 5-6, 2007: An initial round of samples was collected from select offsite residential potable wells.
- April 11, 2007: Alliance met with the MDE's Water Supply Division to discuss installing a POET system on GVP's water supply.
- April 12, 2007: Email correspondence to MDE proposed sampling of additional select residential potable wells. The proposal was approved.
- April 19, 2007: Email correspondence to MDE proposed sampling of additional select residential potable wells. The proposal was approved.
- April 25, 2007: An ICAP was submitted to the MDE proposing SVE feasibility testing.
- April 25, 2007: A *Sampling Results and Work Plan* was submitted to the MDE detailing the results of sampling of offsite residential potable wells, the GVP supply wells and the GVSC supply wells, and included plans for future sampling.
- April 30, 2007: A *Drinking Water Well Survey* detailing the results of a search for potable wells within a half-mile radius of the site was submitted to the MDE.
- April 30, 2007: Granular activated carbon (GAC) POET systems were installed at two residences (3996 and 3994 Farm Lane) where MTBE was detected above the MDE's action level of 20 µg/L.
- May 7, 2007: The MDE approved the ICAP, with modifications, and required monthly sampling of certain residential potable wells. Alliance submitted *Site Conceptual Model and Supplemental Work Plan* to the MDE. A POET system was installed at 3990 Farm Lane.
- May 11, 2007: A POET system was installed at 3923 Rosewood Road.
- May 17, 2007: A *Surface Drain Evaluation* was submitted to the MDE.
- May 22, 2007: *Modifications to the Work Plan and the ICAP* was submitted to the MDE via email.
- May 23, 2007: A POET system was installed at 3992 Farm Lane.
- May 31 – June 1, 2007: Soil vapor monitoring points SV-1, SV-2 and SV-3 were installed around the tank field in preparation for SVE testing. Soil boring SB-1 was also advanced.
- June 9, 2007: A POET system was installed at 3997 Farm Lane.



HISTORICAL ACTIVITY SUMMARY (Continued):

- June 21-22, 2007: SVE feasibility testing was performed onsite.
- June 27, 2007: The MDE approved the *Supplemental Work Plan*.
- July 27, 2007: The MDE sent *Request to Sample Drinking Water Supply Well* notices to seven residences surrounding the Site.
- August 8, 2007: The MDE issued the directive *Off-Site Domestic Well Sampling Frequencies* requiring monthly sampling of 25 residences with potable wells and the submission of *Monthly Status Reports*, and quarterly sampling of 14 residences with potable wells and the submission of *Quarterly Drinking Water Supply Well Sampling Reports*.
- October 15, 2007: A *Potable Well Sampling Report* was submitted to the MDE. A *Quarterly Sampling Report* was also submitted, and included details of the SVE testing.
- March 27, 2008: The MDE issued *Modifications to Off-Site Domestic Well Sampling Frequencies and Request for Site Status*, reducing the reporting frequency for all data and the sampling frequency of certain potable wells to quarterly, but still required monthly sampling of wells outfitted with POET systems. The MDE requested an update on the proposed installation of a POET system on the GVSC supply wells, and the installation of five monitoring wells required in the April 5, 2007 NOV.
- May 6, 2008: A *Supplemental Work Plan Addendum* was submitted to the MDE proposing changes to the construction and installation of monitoring wells.
- May 12-15 2008: Four shallow groundwater monitoring wells (MW-5 through MW-8) were installed. The monitoring wells were left as open boreholes in the water-bearing zone. Monitoring well MW-3 was abandoned in anticipation of upcoming UST removal activities.
- May 28, 2008: The MDE approved the *Supplemental Work Plan Addendum*.
- June 2008: Down-hole geophysical testing of monitoring wells MW-6, MW-7 and MW-8, and drinking water wells FR-88-1356 and FR-94-1233 was conducted.
- June 20, 2008: A *Response to Directive* was submitted to the MDE, proposing the installation of four monitoring wells rather than five.
- July 21-25, 2008: One 2,000-gallon diesel UST and three 10,000-gallon gasoline USTs were removed from the Site. MDE was onsite to observe UST removal activities. Over 1,100 tons of soil, approximately 523 tons were petroleum-impacted, were removed from the Site. Soil vapor point SV-3 and tank field wells TF-1 and TF-2 were destroyed during UST removal activities. Site surface water discharge was reconfigured during Site upgrade activities.
- August 2008: A new UST system, consisting of two 10,000-gallon gasoline USTs, one 10,000-gallon diesel UST and one 4,000-gallon diesel UST, was installed at the Site. SVE piping was installed, connected to the tank field monitoring wells.
- August 2008: Water treatment permit was approved for modifications to the GVP supply well.
- August 22, 2008: A *UST System Closure Report* was submitted to the MDE.
- September 2008: A POET system was installed on the GVP water supply.
- September 16, 2008: A *Hydrogeologic Investigation Update Report and Work Plan* was submitted to the MDE, and included results of the down-hole geophysical well testing. The Work Plan proposed the installation of monitoring wells within the open boreholes of monitoring wells MW-5 through MW-8, installation of additional shallow monitoring wells, additional SVE testing, modifications to the potable well sampling plan, and preparation of an updated SCM.



HISTORICAL ACTIVITY SUMMARY (Continued):

- December 12, 2008: The MDE approved the *Work Plan* with modifications. The MDE did not approve the installation of new shallow monitoring wells, but requested the evaluation of need for deep monitoring wells near the tank field and offsite to the south and southeast; frequency of sampling POET systems at three residential addresses was increased to semi-monthly, frequency of the other three residential POET systems remained monthly; frequency of sampling at certain residences with potable wells was changed to quarterly, and others were changed to semi-annually. The MDE sent letters to area residents to inform them of the sampling frequency change.
- December 16, 2008: The need for installation of shallow monitoring wells in order to better place deep monitoring wells was verbally discussed with Jim Richmond of MDE.
- December 17, 2008: Susan Bull of MDE approved, via email, the installation of shallow monitoring wells if the data from them was needed in order to place deep monitoring wells.
- December 30, 2008: A *Response to Directive* was sent to the MDE.
- January 16, 2009: SVE feasibility testing was conducted.
- February 3, 2009: The MDE issued *Work Plan Clarification*, approving the installation of shallow wells in order to better place deep monitoring wells, and clarified the frequency of monitoring of the GVP and CVSC supply wells and residential potable wells.
- February 2009: Permanent screened monitoring wells were constructed in the open boreholes of monitoring wells MW-5 through MW-8.
- February 27, 2009: Alliance submitted *Soil Vapor Extraction (SVE) Pilot Testing Results* to the MDE.
- March 12, 2009: Five shallow monitoring wells (MW-9 through MW-13) were installed.
- May 20, 2009: The MDE issued *Changes to Off-Site Sampling Frequency*, changing the frequency of sampling residential POET systems to quarterly, and restating the required frequency of sampling offsite residential potable wells. The MDE also sent letters to area residents to inform them of the sampling frequency changes.
- June 5, 2009: A *Hydrogeologic Investigation Update and Work Plan* was submitted to MDE, detailing recent monitoring well installation, groundwater and potable well sampling, and updating the SCM. The *Work Plan* proposed the installation and geophysical testing of one deep monitoring well, installation of five shallow monitoring wells to help monitoring pump testing, packer testing of the deep monitoring well, pump testing of monitoring well MW-10, installation of an injection well, and injection testing of that well.
- August 21, 2009: A meeting was conducted with representatives of Carroll, Alliance, and MDE to discuss monitoring well installation and aquifer testing activities proposed in the *Work Plan*. It was decided that additional investigation in the vicinity of the tank field was necessary, and that short-term and long-term aquifer testing would be completed on monitoring wells close to the tank field in order to determine hydraulic conductivity and determine if any of the selected wells could function as recovery wells.
- August 26, 2009: *Work Plan Update* was submitted to the MDE, proposing installation of two deep monitoring wells, installation of two shallow monitoring wells, down-hole geophysical testing, packer testing of deep monitoring well PMW-14D, a 72-hour pumping test on deep monitoring well PMW-15D, and 4-hour pumping tests on monitoring wells MW-10, MW-13, PMW-16, and PMW-17.
- September 22, 2009: The MDE approved the *Work Plan Update*, but required a brief report be submitted prior to packer testing, and a brief report be submitted prior to the short-term pumping tests.



HISTORICAL ACTIVITY SUMMARY (Continued):

- September 21–25, 2009: Deep monitoring wells MW-14D and MW-15D and shallow monitoring wells MW-16 and MW-17 were installed. The monitoring wells were left as open boreholes.
- October 8, 2009: Alliance submitted *Response to September 22, 2009 Directive*, and included the required details of the planned short-term pumping tests.
- October 19, 2009: Pumping tests were performed onsite, including a step-drawdown test and subsequent 72-hour pumping test on monitoring well MW-15D.
- November 2, 2009: Geophysical testing of monitoring wells MW-14D, MW-16 and MW-17 was performed.
- November 4, 2009: *Packer Testing Work Plan* was submitted to the MDE.
- November 5-6, 2009: Packer testing was completed on monitoring well MW-14D.
- March 15, 2010: Alliance submitted *Update Report and Work Plan* to the MDE detailing monitoring well installation, step testing, pump testing, geophysical well testing and packer testing. The *Work Plan* proposed the installation of 2-inch wells within monitoring well MW-14D, conversion of monitoring wells MW-15D, MW-16 and MW-17 to permanent screened wells, and the submittal of a *Corrective Action Plan (CAP)*.
- June 17, 2010: MDE issued *Request for Corrective Action Plan*, requiring the submittal of a CAP by August 6, 2010. The MDE also required that monitoring well MW-14D be finished as a 4-inch well, and a new 4-inch well, MW-14S be installed adjacent to it; and approved the completion of monitoring wells MW-15D, MW-16, and MW-17 as permanent screened wells, continued quarterly groundwater sampling, the initiation of quarterly sampling of the GVP POET system, continued quarterly sampling of residential POET systems, continued quarterly sampling of 14 residential potable wells, continued semi-annual sampling of 8 residential potable wells.
- July 9, 2010: Carroll submitted a response to the MDE's request for a CAP, requesting an extension of the deadline for the submittal of a CAP to October 31, 2010.
- July 19-21, 2010: Monitoring well MW-14S was installed onsite. Monitoring wells MW-15D, MW-16, and MW-17 were converted to permanent screened wells.
- August 9, 2010: The MDE approved the extension of the deadline for CAP submittal.
- August 10, 2010: A meeting was conducted between GES, Carroll, and the MDE.
- September 2010: The case was transferred from Alliance to GES.
- September 9, 2010: GES submitted *In Situ Chemical Oxidation (ISCO) Pilot Test Work Plan* to the MDE, proposing the installation of three nested injection wells, a nested observation well, and a vapor extraction well; and the injection of hydrogen peroxide and ozone at three subsurface intervals during a two-day pilot test.
- October 13, 2010: A *Proposed Groundwater and Potable Well Sampling Program* was submitted to the MDE, proposing low-flow sampling methods and the collection of field measurements to replace the current purge and sample method for groundwater sampling; and the removal of Total Petroleum Hydrocarbons – Diesel Range Organics (TPH-DRO) from the list of parameters analyzed for all monitoring and non-transient, non-community supply wells. All POET system sampling, non-transient, non-community supply well sampling and residential potable well sampling was to remain on the schedule previously followed.
- November 16-19, 2010: Nested monitoring wells MW-18S and MW-18D, vapor extraction well VE-1 and injection wells IW-1S/D, IW-2S/D and IW-3S/D were installed onsite.



HISTORICAL ACTIVITY SUMMARY (Continued):

- November 18, 2010: The MDE approved the *ISCO Pilot Test Work Plan*, with slight modifications, and the use of low-flow sampling techniques at the Site. The MDE approved the elimination of TPH-DRO and TPH-Gasoline Range Organics (GRO) from analysis of samples collected from the GVP POET system, the GVP supply wells, and the GVSC supply wells. The MDE stated that the request to eliminate TPH-DRO from the analysis of groundwater would be considered pending a review of low-flow sampling data and pilot testing activities.
- November 30, 2010: ISCO pilot testing was conducted onsite.
- December 1, 2010: Carroll informed the MDE of the results of the pilot testing via email, and included a proposed plan to redevelop the injection wells and introduce air to see if they could be used for further injection testing. Carroll also requested to modify the post ISCO pilot test groundwater sampling plan proposed in the *ISCO Pilot Test Work Plan*. Monitoring wells sampled prior to the pilot testing (with the exception of MW-18S and MW-18D) would be omitted from additional groundwater sampling in December 2010. The MDE approved both proposals via email.
- December 8, 2010: Injection wells IW-1S/D, IW-2S/D and IW-3S/D were re-developed.
- December 15, 2010: Slug testing was conducted on monitoring wells MW-18S and MW-18D.
- January 4, 2011: Monitoring wells MW-18S and MW-18D, vapor extraction well VE-1 and injection wells IW-1S/D, IW-2S/D and IW-3S/D were surveyed into the existing well network.
- March 15, 2011: A CAP was submitted to the MDE proposing the installation of an ISCO remediation system, and an eight-week pilot program.
- June 1, 2011: The MDE issued *Extended Pilot Testing Approval* in response to the CAP, approving the ISCO pilot program, and requiring expanded groundwater monitoring during the pilot program.
- June 3, 2011: Carroll requested clarifications of two points in the *Extended Pilot Testing Approval* via email.
- June 6, 2011: The MDE responded via email to Carroll's questions, and issued an updated *Site Management Schedule*, requiring the submission of a *CAP Implementation Plan* by July 1, 2011.
- July 1, 2011: A *CAP Implementation Plan* was submitted to the MDE.
- August 28, 2011: The MDE approved the *CAP Implementation Plan* and required an *Extended ISCO Pilot Testing Reports* be submitted during operation of the system and after completion of the pilot test period.
- September 14, 2011: The ISCO system was activated and GES began groundwater and POET System monitoring as per the schedule outlined in the MDE approved *CAP Implementation Plan*.
- October 14, 2011: An *Extended ISCO Pilot Testing – Week 3 Operation Report* was submitted to the MDE.
- November 11, 2011: ISCO system operation stopped, completing the 8 week ISCO Pilot Test.
- November 18, 2011: An *Extended ISCO Pilot Testing – Week 7 Operation Report* was submitted to the MDE.
- December 19, 2011: An *Extended ISCO Pilot Testing – Comprehensive Summary Report* was submitted to the MDE.
- February 10, 2012: GES received from the MDE a *Corrective Action Plan (CAP) Approval* letter.
- February 20, 2012: The ISCO system was activated and GES began groundwater and POET System monitoring as per the schedule outlined in the MDE *Corrective Action Plan (CAP) Approval* letter and subsequent correspondence.



HISTORICAL ACTIVITY SUMMARY (Continued):

April 2, 2012: An *ISCO Injection Well Installation Work Plan* was submitted to the MDE.
May 5, 2012: An *ISCO System Operation Report* was submitted to the MDE.
May 21-30, 2012: Completion of a rock coring and hydraulic pressure testing investigation and the construction of injection well IW-4.
May 31-June 5, 2012: Injection well IW-4 trenching, system connections, development and testing were completed, followed by the well being added to the injection well network for ISCO system operation.
June 25, 2012: An *ISCO System Operation Report* was submitted to the MDE.
July 31, 2012: The MDE requested that the ISCO system be shut down at the site pending further groundwater sampling.
August 1, 2012: The ISCO system was deactivated.
August 1, 2012: GES received from the MDE a *Modification to the Corrective Action Plan* letter.
August 3, 2012: GES sent a letter to the MDE in response to the *Modification to the Corrective Action Plan* letter received.
August 9-23 and September 4, 2012: GES emailed laboratory analytical results to the MDE that included hexavalent and chromium data.
August 31, 2012: Monitoring well slug testing conducted at select monitoring wells.
September 12, 2012: GES received from the MDE an email requesting additional information regarding lead analysis.
September 18, 2012: GES received from the MDE an email regarding remediation system equipment removal.
September 21, 2012: Carroll sent an email to the MDE regarding additional monitoring and sampling to be conducted during the 4th quarter sampling event and the timing of the event.
September 27, 2012: The ISCO system trailer was removed from the site.
September 28, 2012: An *ISCO System Comprehensive Summary Report and Update to the Conceptual Site Model* and *Supplemental Chromium and Lead Investigation Summary* were submitted to the MDE.
November 21, 2012: GES submitted an *October 2012 Sampling Data Transmittal Letter* to the MDE.
December 1, 2012: The FCHD and the MDE's contractor sampled the drinking water supply at 3833 Greenridge Drive.
December 20, 2012: The MDE sent a letter to Mr. and Mrs. Gray in regards to the additional investigation of 11712 Serene Court.
December 21, 2012: The MDE sent a letter to Mr. Schlessinger in regards to the sampling results for 3833 Greenridge Drive.
March 1, 2013: GES submitted a *January 2013 Sampling Data Transmittal Letter* to the MDE.
March 14, 2013: GES submitted an attachment to the January 2013 Sampling Data Transmittal Letter to the MDE.
April 19, 2013: The MDE sent a letter to Mr. and Mrs. Gray in regards to the additional investigation of 11712 Serene Court.
May 22, 2013: GES submitted a *Request to Revise the Monitoring Well Sampling Plan*.
May 29, 2013: GES submitted an *April 2013 Sampling Data Transmittal Letter* to the MDE.
June 17, 2013: GES submitted a *May 2013 Sampling Data Transmittal Letter* to the MDE.
October 18, 2013: GES received a response from the MDE regarding the *Request to Revise Sampling Plan*. The MDE denied the request to eliminate TPH-DRO from the monitoring well sampling program. The MDE has requested an additional supplemental sampling event during the fourth quarter of 2013 and a *Revised CAP* by January 31, 2014.
November 15, 2013: GES submitted an *October 2013 Sampling Data Transmittal Letter* to the MDE.



HISTORICAL ACTIVITY SUMMARY (Continued):

- December 5, 2013: A conference call with the MDE to discuss metals analytical results from select wells collected during the fourth quarter 2013.
- December 18, 2013: MW-18S and potable well GVP-FR815955 were resampled for metals, including chromium and lead, as requested by the MDE.
- January 31, 2014: GES submitted a *Revised CAP* to the MDE.
- February 18, 2014: Based on a correspondence with the MDE, well FR-73-1687 may have been misidentified, and the actual well identification is FR-73-7687.
- May 2014: The MDE issued a *Report of Results for Lead and Hexavalent Chromium Groundwater Investigation*.
- September 16, 2014: The property owner of 3829 Greenridge Drive requested (via telephone) GES to discontinue all future sampling of their property. A confirmation letter of this request was sent to the resident on September 26, 2014.
- October 3, 2014: An approval response to the January 31, 2014 *Revised Corrective Action Plan (CAP)* was received from the MDE. The routine monitoring and potable well sampling program was revised.
- October 7, 2014: CIFIC issued a notice of dispute to the MDE regarding the requirement for additional metals sampling as outlined in the MDE approval of the Revised CAP.
- October 27, 2014: GES submitted a *Monitoring Well MW-18S Replacement Work Plan*.
- November 7, 2014: The MDE responded to the dispute regarding metals sampling, reducing the number of wells required for metals sampling and requiring that 2 sampling events occur six months apart. The letter also acknowledged that the property owner of 3829 Greenridge Drive requested to discontinue sampling at the property.
- November 12, 2014: The MDE confirmed with the property owner of 3829 Greenridge Drive that they would no longer like to be sampled in the future.
- December 12, 2014: A response from the MDE to the October 27, 2014 *Monitoring Well MW-18S Replacement Work Plan* was received.
- December 12, 2014: The MDE issued a letter to the property owner of 3829 Greenridge Drive regarding the discontinuation of potable sampling.
- January 14, 2015: A *Request for MW-18S-R Report Submittal Deadline Extension* was submitted to the MDE.
- January 27, 2015: The replacement monitoring well for MW-18S was installed and identified as MW-18S-R.
- February 10, 2015: The MDE approved the extension request for the MW-18S-R report.
- February 13, 2015: The annual *Data Trends Analysis & Revised Monitoring Plan* was submitted with the *Fourth Quarter 2014 Monitoring Report*.
- March 17, 2015: The *MW-18S Replacement Well Installation Report* was submitted to the MDE.
- May 12, 2015: The *First Quarter 2015 Monitoring Report* was submitted to the MDE.
- June 8, 2015: GES follows up with the MDE on sampling reduction requests discussed in the *Fourth Quarter 2014 Monitoring Report with Data Trend Analysis and Revised Monitoring Plan – February 15, 2015*, the *MW-18S-Replacement Well Installation Report – March 17, 2015*, and the *First Quarter 2015 Monitoring Report – May, 15, 2015*. The MDE responds to GES follow-up correspondence indicating a response letter is being drafted.
- July 14, 2015: GES requests and is permitted from the MDE postponement of the third quarter sampling event until August 2015 while waiting on the MDE's letter responding to GES's sampling reduction requests.



HISTORICAL ACTIVITY SUMMARY (Continued):

- July 30, 2015: GES received MDE's response letter *Site Status and Modifications to Sampling Program – July 29, 2015*. GES was permitted to discontinue sampling several monitoring and potable wells.
- August 4, 2015: GES submitted correspondence *Response to Green Valley Citgo Letter – 07.29.15* regarding July 30, 2015 MDE letter requesting clarification.
- August 11, 2015: GES received MDE response to Aug. 4, 2015 GES correspondence.
- August 14, 2015: GES submitted *Second Quarter 2015 Monitoring Report* to the MDE, requesting MW-18S abandonment within the report.
- October 6, 2015: GES notifies the MDE of Michael Pensario's, owner of 3996 Farm Lane, potable sampling inquiry, and GES requests the MDE to confirm with Mr. Pensario that his well was removed from GES' sampling program.
- October 21, 2015: GES confirms receiving the MDE's notification (via phone call) of contact with Mr. Pensario, confirming his removal from GES's potable sampling program.
- October 30, 2015: GES received the MDE's *Approval for Monitoring Well Abandonment* letter, dated October 27, 2015, approving abandonment of well MW-18S.
- November 10, 2015: GES abandoned monitoring well MW-18S per the MDE's requirements stated in their *Approval for Monitoring Well Abandonment* letter.
- November 13, 2015: GES submitted *Third Quarter 2015 Monitoring Report* to the MDE.
- December 29, 2015: GES submitted *Completion of MW-18S Well Abandonment*, dated December 30, 2015, letter to the MDE.
- February 12, 2016: GES submitted *Fourth Quarter 2015 Monitoring Report* to the MDE with *Annual Monitored Natural Attenuation (MNA) Evaluation*. GES also requested, in this correspondence, reductions of specific monitoring points and sampling frequency for select monitoring and potable wells for the case.
- May 13, 2016: GES submitted *First Quarter 2016 Monitoring Report* to the MDE.
- June 23, 2016: The MDE confirms the Case Status Meeting with GES scheduled for August 9, 2016.
- August 9, 2016: GES met with the MDE at the MDE Headquarters in Baltimore to discuss future sampling reduction and monitoring well abandonment requests and required documents for the MDE to consider requests.
- August 11, 2016: GES submitted *Second Quarter 2016 Monitoring Report* to the MDE.
- September 9, 2016: The MDE sent a *Request for Potable Well Sampling – September 9, 2016* to 3991 Farm Lane.
- October 21, 2016: GES submitted *Request for Monitoring Reduction* letter and the *Third Quarter 2016 Monitoring Report* to the MDE.
- February 1, 2017: The MDE informed CIFC that the Department was working on a response to the *Request for Monitoring Reduction* letter from GES and to supplement the response, the MDE requested individual time-series data tables for specific private residential properties, including the EPA Method 524.2 analytical results. GES confirmed the MDE's request.
- February 15, 2017: GES submitted the *Fourth Quarter 2016 Monitoring Report* and *2016 Annual Remedial Evaluation*.
- April 25, 2017: GES submits individual time-series data tables with EPA Method 524.2 analytical results, including First Quarter 2017 results, to the MDE.
- May 12, 2017: GES submitted the *First Quarter 2017 Monitoring Report* to the MDE.
- August 11, 2017: GES submitted the *Second Quarter 2017 Monitoring Report* to the MDE.
- October 17, 2017: GES received MDE's response letter *Site Status and Modifications to Sampling Program – October 17, 2017*.



HISTORICAL ACTIVITY SUMMARY (Continued):

November 14, 2017: GES submitted the *Third Quarter 2017 Monitoring Report* to the MDE.
December 20-21, 2017: GES abandoned MW-2, MW-6, MW-8, MW-10, MW-11, MW-12, MW-14S, MW-15D, MW16, IW-1S, IW-1D, IW-2S, IW-2D, IW-3S, IW-3D, IW-14, VE-1, SV-1 and SV-2 as approved in MDE correspondence dated October 17, 2017.
February 15, 2018: GES submitted the *Fourth Quarter 2017 Monitoring Report* to the MDE.
May 15, 2018: GES submitted the *First Quarter 2018 Monitoring Report* to the MDE.
May 24, 2018: GES received MDE's response letter *POET Treatment System Discontinuation Approval – May 24, 2018*.
May 25, 2018: GES submitted *Addendum - First Quarter 2018 Monitoring Report*
July 13, 2018: The POET systems from 3997 Farm Lane and 3923 Rosewood Road were removed.
August 15, 2018: GES submitted the *Second Quarter 2018 Monitoring Report* to the MDE.
September 17, 2018: GES received MDE's response letter *Site Status and Modifications to Sampling Program, September 11, 2018*.
November 14, 2018: GES submitted the *Third Quarter 2018 Monitoring Report* to the MDE.
February 15, 2019: GES submitted the *Fourth Quarter 2018 Monitoring Report* and *2018 Annual Remedial Evaluation Report* to the MDE under separate cover.
April 16, 2019: GES submitted the *Request for Release from POET System Maintenance Responsibility 3996 Farm Lane, Monrovia* to the MDE.
April 29, 2019: GES submitted the *First Quarter 2019 Monitoring Report* to the MDE.
May 1, 2019: GES received MDE's *Report of Observations* from site visit this day.
May 10, 2019: GES received MDE's response letter *Poet System Maintenance Responsibility* dated May 7, 2019.
August 5, 2019: GES submitted the *Second Quarter 2019 Monitoring Report* to the MDE.
November 1, 2019: GES submitted the *Third Quarter 2019 Monitoring Report* to the MDE.
December 10, 2019: GES received MDE's *Monitored Natural Attenuation Sampling Discontinuation Approval* date December 6, 2019.
February 13, 2020: GES submitted the *Fourth Quarter 2019 Monitoring Report* to the MDE.
April 30, 2020: GES submitted the *First Quarter 2020 Monitoring Report* to the MDE.
August 14, 2020: GES submitted the *Second Quarter 2020 Monitoring Report* to the MDE.
November 13, 2020: GES submitted the *Third Quarter 2020 Monitoring Report* to the MDE.
February 12, 2021: GES submitted the *Fourth Quarter 2020 Monitoring Report* and the *Annual Remedial Evaluation - 2020* report to the MDE.
May 14, 2021: GES submitted the *First Quarter 2021 Monitoring Report* to the MDE.
August 13, 2021: GES submitted the *Second Quarter 2021 Monitoring Report* to the MDE.
November 10, 2021: GES submitted the *Third Quarter 2021 Monitoring Report* to the MDE.
February 15, 2022: GES submitted the *Fourth Quarter 2021 Monitoring Report* and the *Annual Remedial Evaluation - 2020* report to the MDE.
February 18, 2022: GES submitted *Notification Regarding Cessation of GVP Treatment System Diagnostic Sampling and Maintenance* to Timbercrest LP and MDE.
May 15, 2022: GES submitted the *First Quarter 2022 Monitoring Report* to the MDE.
August 5, 2022: GES submitted the *Second Quarter 2022 Monitoring Report* to the MDE.
November 18, 2022: GES submitted the *Third Quarter 2022 Monitoring Report* to the MDE.
January 23, 2023: GES received MDE's *Site Status and Modifications to Sampling Program* dated January 18, 2023.
February 9, 2023: GES completed the First Quarter 2023 sampling event.
February 15, 2023: GES submitted the *Fourth Quarter 2022 Monitoring Report* to the MDE.
May 11, 2023: GES completed the Second Quarter 2023 sampling event.
May 15, 2023: GES submitted the *First Quarter 2023 Monitoring Report* to the MDE.



HISTORICAL ACTIVITY SUMMARY (Continued):

July 27, 2023	GES completed Third Quarter 2023 POET sampling.
July 28, 2023	GES completed Third Quarter 2023 monitoring well sampling.
August 15, 2023	GES submitted the <i>Second Quarter 2023 Monitoring Report</i> to the MDE.
Dec. 28-29, 2023	GES completed Fourth Quarter 2023 sampling event.

APPENDIX B

Monitoring Well Sampling Data

GROUNDWATER SAMPLING/LIQUID LEVEL DATA SHEET

CLIENT/PROJECT: Carroll Fuel - Monrovia

DATE: 11-28-23

ADDRESS/SITE NUMBER: 11791 Fingerboard Road

GES PERSONNEL: Jeff Plummer

WEATHER: Sunny 32°

WELL	DTW	DTP	TDW	Well Dia.	P	B	S	Vol	DO	pH	Temp °C	ORP	NTU	Cond.	Time	Comments
MW-1	53.53	—														
4	59.44	—	60.65													
5	65.77	—														
7	68.72	—														
13	66.30	—														
14D	61.98	—														
17	64.20	—														
18D	64.53	—														
V18SR	62.92	—														
IF-3	dry	—	14.35													
4	dry	—	14.02													
5	14.28	—	14.35													
6	13.52	—	13.60													
7	dry	—	12.16													
8	11.54	—	11.62													

KEY: DTW = depth to water P = pump in well S = sorbent sock in well
 DTP = depth to product B = bailer in well Vol = volume bailed (gallons)

Additional Comments: _____

Groundwater Sampling Data Collection Sheet



Well ID: MW-5	Site ID: Carroll Fuel-Monrovia	Sample Date: 11/28/23
Initial DTW / Time:	Address: 11791 Fingerboard Rd. Monrovia MD.	
Well Diameter: 4"	Sample Method (circle one): Low Flow	Sampling Tech(s): J. Plummer
Total Well Depth:	Purge/sample	Weather Conditions: Partly Cloudy 34°
Water Column Length:	Grab/No Pruge	Air Temp =
Pump Intake depth:		

Data Collection: Low Flow

Time	DTW	Temp	Conductivity	D.O.	pH	ORP	Flow Rate	Cumulative Purge Volume	Appearance of Purge Water	Comment
		Unit	Unit	Unit	NA	Unit				
		± 0.3 °C	± 3%	± 10%	± 0.1	± 10				
0955	6577	Just prior to lowering any equipment into well								
1005	6567	After lowering equipment into the well & before turning on the pump								
1005	Purge Start Time									
1010	6580	14.81	1.000	8.00	5.43	219.2	300ml/min		clear	
1015	6580	15.59	0.977	6.83	5.40	224.3				
1020	6580	15.70	0.964	7.00	5.44	226.7				
1025	6580	15.76	0.959	7.32	5.43	228.7				
1030	6580	15.81	0.953	7.43	5.42	231.4		2 gallons		
1035	Sample Collection Time									
	Purge Stop Time									

Data Collection: Purge and Sample / Grab Sampling

Time	DTW	Temp	Conductivity	D.O.	pH	ORP	Flow Rate	Cumulative Purge Volume	Appearance of Purge Water	Method Of Sampling
		Unit	Unit	Unit	NA	Unit				
		± 0.3 °C	± 3%	± 10%	± 0.1	± 10				
		Just prior to lowering any equipment into well								
		Note: Unless otherwise stated, field parameters collected during purge and sample or grab sampling were collected from the well with a sonde before purging or sampling.								
	Sample Collection Time									

General Comment & Type of Equipment Used (pumps/YSI meter/ect./caibration info):

Stabilization is achieved when three successive readings are within

- ± 0.3 °C for temperature,
- ± 0.1 for pH,
- ± 3% for specific conductivity,
- ± 10 for reduction-oxidation potential

Purge Volumes:

- 2-inch diameter well: 0.16 gal./ft x _____ (linear feet of water) = gallons of water
- 4-inch diameter well: 0.65 gal./ft x _____ (linear feet of water) = gallons of water

Groundwater Sampling Data Collection Sheet



Well ID:	MWW-1		Site ID:	Carroll Fuel-Monrovia	Sample Date:	11/28/23
Initial DTW / Time:	2"		Address:	11791 Fingerboard Rd. Monrovia MD.		
Well Diameter:	Sample Method (circle one)		Sampling Tech(s): J. Summers			
Total Well Depth:	Low Flow		Weather Conditions: Ptn Cloudy 34°			
Water Column Length:	Purge/sample		Air Temp =			
Pump Intake depth:	Grab/No Prge					

Data Collection: Low Flow

Time	DTW	Temp	Conductivity	D.O.	pH	ORP	Flow Rate	Cumulative Purge Volume	Appearance of Purge Water	Comment
		Unit	Unit	Unit	NA	Unit				
		± 0.3 °C	± 3%	± 10%	± 0.1	± 10				
1100	5355	Just prior to lowering any equipment into well								
1105	5320	After lowering equipment into the well & before turning on the pump								
1105	Purge Start Time									
1110	5425	12.45	1.016	11.89	5.71	228.2	300 gal/min		clear	
1115	5455	12.99	0.975	8.14	5.62	227.7				
1120	5430	13.56	0.929	7.32	5.52	235.6				
1125	55.00	13.73	0.908	7.12	5.43	245.0				
1130	55.20	13.62	0.899	6.68	5.35	254.4				
1135	55.40	13.8	0.863	6.30	5.26	263.9		214 gallons		

1140	Sample Collection Time
	Purge Stop Time

Data Collection: Purge and Sample / Grab Sampling

Time	DTW	If Applicable					Flow Rate	Cumulative Purge Volume	Appearance of Purge Water	Method Of Sampling
		Temp	Conductivity	D.O.	pH	ORP				
		Unit	Unit	Unit	NA	Unit				
		± 0.3 °C	± 3%	± 10%	± 0.1	± 10				
		Just prior to lowering any equipment into well								
		Note: Unless otherwise stated, field parameters collected during purge and sample or grab sampling were collected from the well with a sonde before purging or sampling.								
		Sample Collection Time								

General Comment & Type of Equipment Used (pumps/YSI meter/ect./caibration info):
 4 cycles min 10 sec fill / 5 sec discharge

Stabilization is achieved when three successive readings are within
 ± 0.3 °C for temperature,
 ± 0.1 for pH,
 ± 3% for specific conductivity,
 ± 10 for reduction-oxidation potential

Purge Volumes:
 2-inch diameter well:
 0.16 gal./ft x _____ (linear feet of water) = gallons of water
 4-inch diameter well:
 0.65 gal./ft x _____ (linear feet of water) = gallons of water

Groundwater Sampling Data Collection Sheet



Well ID:	MW-13		Site ID:	Carroll Fuel-Monrovia	Sample Date:	11/28/23
Initial DTW / Time:	4"		Address:	11791 Fingerboard Rd. Monrovia MD.		
Well Diameter:	Sample Method (circle one)		Sampling Tech(s): J. P. Williams			
Total Well Depth:	Low Flow		Weather Conditions: Partly cloudy 34°			
Water Column Length:	Purge/sample		Air Temp =			
Pump Intake depth:	Grab/No Pruge					

Data Collection: Low Flow

Time	DTW	Temp	Conductivity	D.O.	pH	ORP	Flow Rate	Cumulative Purge Volume	Appearance of Purge Water	Comment
		Unit	Unit	Unit	Unit	Unit				
1155	6630	± 0.3 °C	± 3%	± 10%	± 0.1	± 10				Just prior to lowering any equipment into well
1200	6622	After lowering equipment into the well & before turning on the pump								
1200	Purge Start Time									
1203	6642	14.07	1.176	6.54	5.21	259.6	300 ml.	1 run	clear	
1210	6644	16.06	1.190	6.26	5.28	286.8				
1213	6645	16.32	1.190	6.08	5.27	270.0				
1220	6645	16.44	1.193	6.35	5.25	273.0				
1225	6645	16.50	1.194	6.45	5.25	273.0		2 gallons		
1230	Sample Collection Time									
	Purge Stop Time									

Data Collection: Purge and Sample / Grab Sampling

Time	DTW	Temp	Conductivity	D.O.	pH	ORP	Flow Rate	Cumulative Purge Volume	Appearance of Purge Water	Method Of Sampling
		Unit	Unit	Unit	Unit	Unit				
		± 0.3 °C	± 3%	± 10%	± 0.1	± 10				
Just prior to lowering any equipment into well										
Note: Unless otherwise stated, field parameters collected during purge and sample or grab sampling were collected from the well with a sonde before purging or sampling.										
Sample Collection Time										

General Comment & Type of Equipment Used (pumps/YSI meter/ect./caibration info):
 4 cycles minute 10 sec fill / 5 sec discharge

Stabilization is achieved when three successive readings are within
 ± 0.3 °C for temperature,
 ± 0.1 for pH,
 ± 3% for specific conductivity,
 ± 10 for reduction-oxidation potential

Purge Volumes:
 2-inch diameter well:
 0.16 gal./ft x _____ (linear feet of water) = gallons of water
 4-inch diameter well:
 0.65 gal./ft x _____ (linear feet of water) = gallons of water

Groundwater Sampling Data Collection Sheet



Well ID:	MW-17		Site ID:	Carroll Fuel-Monrovia	Sample Date:	1/28/23
Initial DTW / Time:			Address:	11791 Fingerboard Rd. Monrovia MD.		
Well Diameter:	4"	Sample Method (circle one) <u>Low Flow</u>	Sampling Tech(s): J. Plummer			
Total Well Depth:			Weather Conditions: Partly cloudy 34°			
Water Column Length:			Air Temp =			
Pump Intake depth:						

Data Collection: Low Flow										
Time	DTW	Temp	Conductivity	D.O.	pH	ORP	Flow Rate	Cumulative Purge Volume	Appearance of Purge Water	Comment
		Unit	Unit	Unit	NA	Unit				
1255	64.20	± 0.3 °C	± 3%	± 10%	± 0.1	± 10				Just prior to lowering any equipment into well
1300	64.18									After lowering equipment into the well & before turning on the pump
1300										Purge Start Time
1305	64.26	13.55	1.186	5.30	5.53	239.0	300 ml/min		clear	
1310	64.26	14.17	1.194	4.93	5.59	237.8				
1315	64.26	14.26	1.194	4.79	5.60	240.0				
1320	64.26	14.29	1.195	4.86	5.61	241.6				
1325	64.26	14.25	1.195	4.77	5.60	243.1		2 gallons		
1330										Sample Collection Time
										Purge Stop Time

Data Collection: Purge and Sample / Grab Sampling										
Time	DTW	Temp	Conductivity	D.O.	pH	ORP	Flow Rate	Cumulative Purge Volume	Appearance of Purge Water	Method Of Sampling
		Unit	Unit	Unit	NA	Unit				
		± 0.3 °C	± 3%	± 10%	± 0.1	± 10				
										Just prior to lowering any equipment into well
										Note: Unless otherwise stated, field parameters collected during purge and sample or grab sampling were collected from the well with a sonde before purging or sampling.

General Comment & Type of Equipment Used (pumps/YSI meter/ect./caibration info):
 4 cycles min 10 sec fill / 5 sec discharge

Stabilization is achieved when three successive readings are within
 ± 0.3 °C for temperature,
 ± 0.1 for pH,
 ± 3% for specific conductivity,
 ± 10 for reduction-oxidation potential

Purge Volumes:
 2-inch diameter well:
 0.16 gal./ft x _____ (linear feet of water) = gallons of water
 4-inch diameter well:
 0.65 gal./ft x _____ (linear feet of water) = gallons of water

Groundwater Sampling Data Collection Sheet



Well ID:	MW1	Site ID:	Carroll Fuel-Monrovia	Sample Date:	11/29/23
Initial DTW / Time:		Address:	11791 Fingerboard Rd. Monrovia MD.		
Well Diameter:	4"	Sample Method (circle one) <u>Low Flow</u> Purge/sample Grab/No Prge	Sampling Tech(s): J. P. [unclear]		
Total Well Depth:			Weather Conditions: Partly Cloudy 25°		
Water Column Length:			Air Temp =		
Pump Intake depth:					

Data Collection: Low Flow

Time	DTW	Temp	Conductivity	D.O.	pH	ORP	Flow Rate	Cumulative Purge Volume	Appearance of Purge Water	Comment
		____ Unit ± 0.3 °C	____ Unit ± 3%	____ Unit ± 10%	NA ± 0.1	____ Unit ± 10				
		Just prior to lowering any equipment into well								
		After lowering equipment into the well & before turning on the pump								
		Purge Start Time								
0935	68.70	13.69	1.176	5.30	5.39	209.9	300 gal./min			
0950	68.80	14.70	1.174	4.74	5.62	219.1				
1000	68.80	14.96	1.174	4.89	5.64	227.7				
1005	68.80	15.05	1.175	4.66	5.63	232.9				
1010	68.80	15.08	1.175	4.67	5.62	236.8		2 gallons		
1015		Sample Collection Time								
		Purge Stop Time								

Data Collection: Purge and Sample / Grab Sampling

Time	DTW	If Applicable					Flow Rate	Cumulative Purge Volume	Appearance of Purge Water	Method Of Sampling
		Temp	Conductivity	D.O.	pH	ORP				
		____ Unit ± 0.3 °C	____ Unit ± 3%	____ Unit ± 10%	NA ± 0.1	____ Unit ± 10				
		Just prior to lowering any equipment into well								
		Sample Collection Time								
		Note: Unless otherwise stated, field parameters collected during purge and sample or grab sampling were collected from the well with a sonde before purging or sampling.								

General Comment & Type of Equipment Used (pumps/YSI meter/ect./caibration info):

Stabilization is achieved when three successive readings are within

- ± 0.3 °C for temperature,
- ± 0.1 for pH,
- ± 3% for specific conductivity,
- ± 10 for reduction-oxidation potential

Purge Volumes:

2-inch diameter well:
0.16 gal./ft x ____ (linear feet of water) = gallons of water

4-inch diameter well:
0.65 gal./ft x ____ (linear feet of water) = gallons of water

Groundwater Sampling Data Collection Sheet



Well ID:	MW-14D		Site ID:	Carroll Fuel-Monrovia	Sample Date:	11/29/23
Initial DTW / Time:	4"		Address:	11791 Fingerboard Rd. Monrovia MD.		
Well Diameter:	Sample Method (circle one)		Sampling Tech(s): J. Plummer			
Total Well Depth:	Low Flow		Weather Conditions: Partly Cloudy 30°			
Water Column Length:	Purge/sample		Air Temp =			
Pump Intake depth:	Grab/No Pruge					

Data Collection: Low Flow

Time	DTW	Temp	Conductivity	D.O.	pH	ORP	Flow Rate	Cumulative Purge Volume	Appearance of Purge Water	Comment
		Unit	Unit	Unit	NA	Unit				
		± 0.3 °C	± 3%	± 10%	± 0.1	± 10				
1045	6198	Just prior to lowering any equipment into well								
1100	6082	After lowering equipment into the well & before turning on the pump								
1102	Purge Start Time									
1105	61.72	14.32	0.363	2.20	7.16	-63.6	300 ml/min	clear		
1110	62.33	14.97	0.365	1.12	7.45	-125.6				
1115	62.83	15.07	0.366	0.92	7.50	-149.9				
1120	63.27	14.93	0.366	0.86	7.53	-158.8				
1125	63.70	15.05	0.366	0.81	7.55	-167.3				
1130	64.15	15.04	0.366	0.77	7.59	-176.1		214 gallon		
1135	Sample Collection Time									
	Purge Stop Time									

Data Collection: Purge and Sample / Grab Sampling

Time	DTW	If Applicable					Flow Rate	Cumulative Purge Volume	Appearance of Purge Water	Method Of Sampling
		Temp	Conductivity	D.O.	pH	ORP				
		Unit	Unit	Unit	NA	Unit				
		± 0.3 °C	± 3%	± 10%	± 0.1	± 10				
		Just prior to lowering any equipment into well								
		Note: Unless otherwise stated, field parameters collected during purge and sample or grab sampling were collected from the well with a sonde before purging or sampling.								
		Sample Collection Time								

General Comment & Type of Equipment Used (pumps/YSI meter/ect./caibration info):

4 cycles minute 10 sec fill / 5 sec discharge

Stabilization is achieved when three successive readings are within
 ± 0.3 °C for temperature,
 ± 0.1 for pH,
 ± 3% for specific conductivity,
 ± 10 for reduction-oxidation potential

Purge Volumes:
 2-inch diameter well:
 0.16 gal./ft x _____ (linear feet of water) = gallons of water
 4-inch diameter well:
 0.65 gal./ft x _____ (linear feet of water) = gallons of water

Groundwater Sampling Data Collection Sheet



Well ID:	MW-180		Site ID:	Carroll Fuel-Monrovia	Sample Date:	11/29/23
Initial DTW / Time:	2'		Address:	11791 Fingerboard Rd. Monrovia MD.		
Well Diameter:	Sample Method (circle one)		Sampling Tech(s): Jeff Plummer			
Total Well Depth:	Low Flow		Weather Conditions: Partly Cloudy 32'			
Water Column Length:	Purge/sample		Air Temp =			
Pump Intake depth:	Grab/No Pruge					

Data Collection: Low Flow										
Time	DTW	Temp	Conductivity	D.O.	pH	ORP	Flow Rate	Cumulative Purge Volume	Appearance of Purge Water	Comment
		Unit	Unit	Unit	NA	Unit				
		± 0.3 °C	± 3%	± 10%	± 0.1	± 10				
1205	64.53	Just prior to lowering any equipment into well								
1215	62.25	After lowering equipment into the well & before turning on the pump								
1215	Purge Start Time									
1220	64.65	13.05	2.065	6.53	7.40	26.5	300 ml/min			check
1225	65.65	14.45	2.615	2.53	7.35	-73.3				
1230	66.55	14.92	2.816	1.37	7.38	-111.0				
1235	67.22	15.13	2.956	1.06	7.41	-124.9				
1240	67.90	15.20	3.017	0.81	7.43	-133.9				
1245	68.20	15.23	3.024	0.74	7.44	-135.1				
1250	68.55	15.26	3.038	0.67	7.45	-138.6				
1255	68.92	15.19	3.055	0.61	7.45	-139.2		3 gallons		
1300	Sample Collection Time									
	Purge Stop Time									

Data Collection: Purge and Sample / Grab Sampling										
Time	DTW	Temp	Conductivity	D.O.	pH	ORP	Flow Rate	Cumulative Purge Volume	Appearance of Purge Water	Method Of Sampling
		Unit	Unit	Unit	NA	Unit				
		± 0.3 °C	± 3%	± 10%	± 0.1	± 10				
		Just prior to lowering any equipment into well								
		Note: Unless otherwise stated, field parameters collected during purge and sample or grab sampling were collected from the well with a sonde before purging or sampling.								
		Sample Collection Time								

General Comment & Type of Equipment Used (pumps/YSI meter/ect./caibration info):
 4 cycles/min 10 sec fill / 5 sec discharge

Stabilization is achieved when three successive readings are within
 ± 0.3 °C for temperature,
 ± 0.1 for pH,
 ± 3% for specific conductivity,
 ± 10 for reduction-oxidation potential

Purge Volumes:
 2-inch diameter well:
 0.16 gal./ft x _____ (linear feet of water) = gallons of water
 4-inch diameter well:
 0.65 gal./ft x _____ (linear feet of water) = gallons of water

Groundwater Sampling Data Collection Sheet



Well ID:	MW-185R		Site ID:	Carroll Fuel-Monrovia	Sample Date:	1-29-23
Initial DTW / Time:	4'		Address:	11791 Fingerboard Rd. Monrovia MD.		
Well Diameter:	Sample Method (circle one)		Sampling Tech(s): J. Plummer			
Total Well Depth:	Low Flow		Weather Conditions: Partly Cloudy 34°			
Water Column Length:	Purge/sample		Air Temp =			
Pump Intake depth:	Grab/No Pruge					

Data Collection: Low Flow

Time	DTW	Temp	Conductivity	D.O.	pH	ORP	Flow Rate	Cumulative Purge Volume	Appearance of Purge Water	Comment
		Unit	Unit	Unit	NA	Unit				
1320	67.92	± 0.3 °C	± 3%	± 10%	± 0.1	± 10				Just prior to lowering any equipment into well
1330	67.75									After lowering equipment into the well & before turning on the pump
1330	Purge Start Time									
1335	68.15	14.91	1.781	2.76	5.96	1278				300 ml. / 1000-gal
1340	68.30	15.18	1.708	1.71	5.90	1452				
1345	68.45	15.33	1.639	1.39	5.84	1599				
1350	68.60	15.34	1.601	1.42	5.79	1688				
1355	68.70	15.32	1.566	1.55	5.76	1775				
1400	68.80	15.32	1.540	1.65	5.74	1862				2 1/2 gallons

1405 Sample Collection Time

Purge Stop Time

Data Collection: Purge and Sample / Grab Sampling

Time	DTW	If Applicable					Flow Rate	Cumulative Purge Volume	Appearance of Purge Water	Method Of Sampling
		Temp	Conductivity	D.O.	pH	ORP				
		Unit	Unit	Unit	NA	Unit				
		± 0.3 °C	± 3%	± 10%	± 0.1	± 10				Just prior to lowering any equipment into well

Note: Unless otherwise stated, field parameters collected during purge and sample or grab sampling were collected from the well with a sonde before purging or sampling.

General Comment & Type of Equipment Used (pumps/YSI meter/ect./caibration info):

Stabilization is achieved when three successive readings are within

- ± 0.3 °C for temperature,
- ± 0.1 for pH,
- ± 3% for specific conductivity,
- ± 10 for reduction-oxidation potential

Purge Volumes:

- 2-inch diameter well: 0.16 gal./ft x _____ (linear feet of water) = gallons of water
- 4-inch diameter well: 0.65 gal./ft x _____ (linear feet of water) = gallons of water

Groundwater Sampling Data Collection Sheet



Well ID:	MW-4	Site ID:	Carroll Fuel-Monrovia	Sample Date:	11/29/23					
Initial DTW / Time:		Address:	11791 Fingerboard Rd. Monrovia MD.							
Well Diameter:	2"	Sample Method (circle one) <input type="checkbox"/> Low Flow <input checked="" type="checkbox"/> Purge/sample <input type="checkbox"/> Grab/No Purge	Sampling Tech(s): J. Plummer							
Total Well Depth:	60.65		Weather Conditions: Partly Cloudy 35°							
Water Column Length:			Air Temp =							
Pump Intake depth:										
Data Collection: Low Flow										
Time	DTW	Temp ____ Unit ± 0.3 °C	Conductivity ____ Unit ± 3%	D.O. ____ Unit ± 10%	pH NA ± 0.1	ORP ____ Unit ± 10	Flow Rate	Cumulative Purge Volume	Appearance of Purge Water	Comment
		Just prior to lowering any equipment into well								
		After lowering equipment into the well & before turning on the pump								
		Purge Start Time								
		Sample Collection Time								
		Purge Stop Time								
Data Collection: Purge and Sample / Grab Sampling										
Time	DTW	Temp	Conductivity	D.O.	pH	ORP	Flow Rate	Cumulative Purge Volume	Appearance of Purge Water	Method Of Sampling
		____ Unit ± 0.3 °C	____ Unit ± 3%	____ Unit ± 10%	NA ± 0.1	____ Unit ± 10				
		If Applicable								
		Just prior to lowering any equipment into well								
		14.72	0.408	7.56	5.48	185.6				
1430		Sample Collection Time								
Note: Unless otherwise stated, field parameters collected during purge and sample or grab sampling were collected from the well with a sonde before purging or sampling.										
General Comment & Type of Equipment Used (pumps/YSI meter/ect./caibration info):										

Stabilization is achieved when three successive readings are within
 ± 0.3 °C for temperature,
 ± 0.1 for pH,
 ± 3% for specific conductivity,
 ± 10 for reduction-oxidation potential

Purge Volumes:
 2-inch diameter well:
 0.16 gal./ft x ____ (linear feet of water) = gallons of water
 4-inch diameter well:
 0.65 gal./ft x ____ (linear feet of water) = gallons of water

APPENDIX C

Laboratory Reports and Chain of Custody
Documentation (See Files on eCopy)

Eurofins Lancaster
Laboratories ID Numbers:

410-152778-1

410-152779-1

410-153154-1



ANALYTICAL REPORT

PREPARED FOR

Attn: Peter Reichardt
Groundwater & Environmental Services Inc
1350 Blair Drive
Suite H-2
Odenton, Maryland 21113

Generated 12/8/2023 1:08:19 PM

JOB DESCRIPTION

Carroll Monrovia

JOB NUMBER

410-152778-1

Job Notes

This report may not be reproduced except in full, and with written approval from the laboratory. The results relate only to the samples tested. For questions please contact the Project Manager at the e-mail address or telephone number listed on this page.

Analytical test results meet all requirements of the associated regulatory program (i.e., NELAC (TNI), DoD, and ISO 17025) unless otherwise noted under the individual analysis.

Authorization



Generated
12/8/2023 1:08:19 PM

Authorized for release by
Amek Carter, Project Manager
Loran.Carter@et.eurofinsus.com
(717)556-7252

Compliance Statement

Analytical test results meet all requirements of the associated regulatory program (e.g., NELAC (TNI), DoD, and ISO 17025) unless otherwise noted under the individual analysis. Data qualifiers are applied to note exceptions. Noncompliant quality control (QC) is further explained in narrative comments.

- QC results that exceed the upper limits and are associated with non-detect samples are qualified but further narration is not required since the bias is high and does not change a non-detect result. Further narration is also not required with QC blank detection when the associated sample concentration is non-detect or more than ten times the level in the blank.
- Matrix QC may not be reported if insufficient sample or site-specific QC samples were not submitted. In these situations, to demonstrate precision and accuracy at a batch level, a LCS/LCSD is performed, unless otherwise specified in the method.
- Surrogate and/or isotope dilution analyte recoveries (if applicable) which are outside of the QC window are confirmed unless attributed to a dilution or otherwise noted in the narrative.

Regulated compliance samples (e.g. SDWA, NPDES) must comply with the associated agency requirements/permits.

Measurement uncertainty values, as applicable, are available upon request.

Test results relate only to the sample tested. Clients should be aware that a critical step in a chemical or microbiological analysis is the collection of the sample. Unless the sample analyzed is truly representative of the bulk of material involved, the test results will be meaningless. If you have questions regarding the proper techniques of collecting samples, please contact us. We cannot be held responsible for sample integrity, however, unless sampling has been performed by a member of our staff. Times are local to the area of activity. Parameters listed in the 40 CFR Part 136 Table II as "analyze immediately" and tested in the laboratory are not performed within 15 minutes of collection.

This report shall not be reproduced except in full, without the written approval of the laboratory.

WARRANTY AND LIMITS OF LIABILITY - In accepting analytical work, we warrant the accuracy of test results for the sample as submitted. The foregoing express warranty is exclusive and is given in lieu of all other warranties, expressed or implied, except as otherwise agreed. We disclaim any other warranties, expressed or implied, including a warranty of fitness for particular purpose and warranty of merchantability. In no event shall Eurofins Lancaster Laboratories Environmental, LLC be liable for indirect, special, consequential, or incidental damages including, but not limited to, damages for loss of profit or goodwill regardless of (A) the negligence (either sole or concurrent) of Eurofins Lancaster Laboratories Environmental and (B) whether Eurofins Lancaster Laboratories Environmental has been informed of the possibility of such damages. We accept no legal responsibility for the purposes for which the client uses the test results. Except as otherwise agreed, no purchase order or other order for work shall be accepted by Eurofins Lancaster Laboratories Environmental which includes any conditions that vary from the Standard Terms and Conditions, and Eurofins Lancaster Laboratories Environmental hereby objects to any conflicting terms contained in any acceptance or order submitted by client.





Table of Contents

Cover Page	1
Table of Contents	4
Definitions/Glossary	5
Case Narrative	6
Detection Summary	7
Client Sample Results	8
Surrogate Summary	19
QC Sample Results	20
QC Association Summary	24
Lab Chronicle	25
Certification Summary	27
Method Summary	28
Sample Summary	29
Chain of Custody	30
Receipt Checklists	31

Definitions/Glossary

Client: Groundwater & Environmental Services Inc
Project/Site: Carroll Monrovia

Job ID: 410-152778-1

Qualifiers

GC/MS VOA

Qualifier	Qualifier Description
cn	Refer to Case Narrative for further detail
J	Result is less than the RL but greater than or equal to the MDL and the concentration is an approximate value.

Glossary

Abbreviation	These commonly used abbreviations may or may not be present in this report.
α	Listed under the "D" column to designate that the result is reported on a dry weight basis
%R	Percent Recovery
CFL	Contains Free Liquid
CFU	Colony Forming Unit
CNF	Contains No Free Liquid
DER	Duplicate Error Ratio (normalized absolute difference)
Dil Fac	Dilution Factor
DL	Detection Limit (DoD/DOE)
DL, RA, RE, IN	Indicates a Dilution, Re-analysis, Re-extraction, or additional Initial metals/anion analysis of the sample
DLC	Decision Level Concentration (Radiochemistry)
EDL	Estimated Detection Limit (Dioxin)
LOD	Limit of Detection (DoD/DOE)
LOQ	Limit of Quantitation (DoD/DOE)
MCL	EPA recommended "Maximum Contaminant Level"
MDA	Minimum Detectable Activity (Radiochemistry)
MDC	Minimum Detectable Concentration (Radiochemistry)
MDL	Method Detection Limit
ML	Minimum Level (Dioxin)
MPN	Most Probable Number
MQL	Method Quantitation Limit
NC	Not Calculated
ND	Not Detected at the reporting limit (or MDL or EDL if shown)
NEG	Negative / Absent
POS	Positive / Present
PQL	Practical Quantitation Limit
PRES	Presumptive
QC	Quality Control
RER	Relative Error Ratio (Radiochemistry)
RL	Reporting Limit or Requested Limit (Radiochemistry)
RPD	Relative Percent Difference, a measure of the relative difference between two points
TEF	Toxicity Equivalent Factor (Dioxin)
TEQ	Toxicity Equivalent Quotient (Dioxin)
TNTC	Too Numerous To Count

Case Narrative

Client: Groundwater & Environmental Services Inc
Project/Site: Carroll Monrovia

Job ID: 410-152778-1

Job ID: 410-152778-1

Laboratory: Eurofins Lancaster Laboratories Environment Testing, LLC

Narrative

Job Narrative 410-152778-1

Analytical test results meet all requirements of the associated regulatory program listed on the Accreditation/Certification Summary Page unless otherwise noted under the individual analysis. Data qualifiers are applied to indicate exceptions. Noncompliant quality control (QC) is further explained in narrative comments.

Matrix QC may not be reported if insufficient sample or site-specific QC samples were not submitted. In these situations, to demonstrate precision and accuracy at a batch level, a LCS/LCSD may be performed, unless otherwise specified in the method. Surrogate and/or isotope dilution analyte recoveries (if applicable) which are outside of the QC window are confirmed unless attributed to a dilution or otherwise noted in the narrative.

Regulated compliance samples (e.g. SDWA, NPDES) must comply with the associated agency requirements/permits.

Receipt

The samples were received on 11/29/2023 4:25 PM. Unless otherwise noted below, the samples arrived in good condition, and, where required, properly preserved and on ice. The temperature of the cooler at receipt time was 2.6°C

Receipt Exceptions

A trip blank was not submitted for analysis with this sample shipment; and was not listed on the Chain of Custody (COC).

GC/MS VOA

Method 524.2_Preserved: Volatile compounds have been detected above the RL for the following samples: 3994-FARM-INF (410-152778-3), 3990-FARM-INF (410-152778-6) and 3992-FARM-INF (410-152778-9). Since a field reagent blank/trip blank was not submitted, any potential contamination from the sampling/transport process cannot be assessed.

No additional analytical or quality issues were noted, other than those described above or in the Definitions/ Glossary page.



Detection Summary

Client: Groundwater & Environmental Services Inc
Project/Site: Carroll Monrovia

Job ID: 410-152778-1

Client Sample ID: 3994-FARM-EFF

Lab Sample ID: 410-152778-1

No Detections.

Client Sample ID: 3994-FARM-MID2

Lab Sample ID: 410-152778-2

Analyte	Result	Qualifier	RL	MDL	Unit	Dil Fac	D	Method	Prep Type
t-Butyl alcohol	2.9	J	25	2.5	ug/L	1		524.2	Total/NA

Client Sample ID: 3994-FARM-INF

Lab Sample ID: 410-152778-3

Analyte	Result	Qualifier	RL	MDL	Unit	Dil Fac	D	Method	Prep Type
Methyl tertiary butyl ether	2.6	cn	0.50	0.10	ug/L	1		524.2	Total/NA

Client Sample ID: 3990-FARM-EFF

Lab Sample ID: 410-152778-4

No Detections.

Client Sample ID: 3990-FARM-MID2

Lab Sample ID: 410-152778-5

No Detections.

Client Sample ID: 3990-FARM-INF

Lab Sample ID: 410-152778-6

Analyte	Result	Qualifier	RL	MDL	Unit	Dil Fac	D	Method	Prep Type
t-Amyl methyl ether	0.33	J cn	0.50	0.10	ug/L	1		524.2	Total/NA
t-Butyl alcohol	3.8	J cn	25	2.5	ug/L	1		524.2	Total/NA
di-Isopropyl ether	0.18	J cn	0.50	0.10	ug/L	1		524.2	Total/NA
Methyl tertiary butyl ether	19	cn	0.50	0.10	ug/L	1		524.2	Total/NA

Client Sample ID: 3992-FARM-EFF

Lab Sample ID: 410-152778-7

No Detections.

Client Sample ID: 3992-FARM-MID2

Lab Sample ID: 410-152778-8

No Detections.

Client Sample ID: 3992-FARM-INF

Lab Sample ID: 410-152778-9

Analyte	Result	Qualifier	RL	MDL	Unit	Dil Fac	D	Method	Prep Type
t-Amyl methyl ether	0.17	J cn	0.50	0.10	ug/L	1		524.2	Total/NA
Methyl tertiary butyl ether	9.5	cn	0.50	0.10	ug/L	1		524.2	Total/NA

Client Sample ID: GVP-INF

Lab Sample ID: 410-152778-10

Analyte	Result	Qualifier	RL	MDL	Unit	Dil Fac	D	Method	Prep Type
Chloroform	0.16	J	0.50	0.10	ug/L	1		524.2	Total/NA
Methyl tertiary butyl ether	0.40	J	0.50	0.10	ug/L	1		524.2	Total/NA

This Detection Summary does not include radiochemical test results.

Eurofins Lancaster Laboratories Environment Testing, LLC

Client Sample Results

Client: Groundwater & Environmental Services Inc
 Project/Site: Carroll Monrovia

Job ID: 410-152778-1

Client Sample ID: 3994-FARM-EFF

Lab Sample ID: 410-152778-1

Date Collected: 11/28/23 08:40

Matrix: Water

Date Received: 11/29/23 16:25

Method: EPA-DW 524.2 - Volatile Organic Compounds (GC/MS)

Analyte	Result	Qualifier	RL	MDL	Unit	D	Prepared	Analyzed	Dil Fac
t-Amyl methyl ether	ND		0.50	0.10	ug/L			12/06/23 18:32	1
Benzene	ND		0.50	0.10	ug/L			12/06/23 18:32	1
t-Butyl alcohol	ND		25	2.5	ug/L			12/06/23 18:32	1
Carbon tetrachloride	ND		0.50	0.10	ug/L			12/06/23 18:32	1
Chlorobenzene	ND		0.50	0.10	ug/L			12/06/23 18:32	1
1,2-Dichlorobenzene	ND		0.50	0.20	ug/L			12/06/23 18:32	1
1,3-Dichlorobenzene	ND		0.50	0.10	ug/L			12/06/23 18:32	1
1,2-Dichloroethane	ND		0.50	0.10	ug/L			12/06/23 18:32	1
1,1-Dichloroethene	ND		0.50	0.10	ug/L			12/06/23 18:32	1
cis-1,2-Dichloroethene	ND		0.50	0.10	ug/L			12/06/23 18:32	1
trans-1,2-Dichloroethene	ND		0.50	0.10	ug/L			12/06/23 18:32	1
1,2-Dichloropropane	ND		0.50	0.10	ug/L			12/06/23 18:32	1
Ethyl t-butyl ether	ND		0.50	0.10	ug/L			12/06/23 18:32	1
Ethylbenzene	ND		0.50	0.10	ug/L			12/06/23 18:32	1
di-Isopropyl ether	ND		0.50	0.10	ug/L			12/06/23 18:32	1
Methyl tertiary butyl ether	ND		0.50	0.10	ug/L			12/06/23 18:32	1
Methylene Chloride	ND		0.50	0.20	ug/L			12/06/23 18:32	1
Naphthalene	ND		0.50	0.20	ug/L			12/06/23 18:32	1
Styrene	ND		0.50	0.10	ug/L			12/06/23 18:32	1
Tetrachloroethene	ND		0.50	0.10	ug/L			12/06/23 18:32	1
Toluene	ND		0.50	0.10	ug/L			12/06/23 18:32	1
1,2,4-Trichlorobenzene	ND		0.50	0.20	ug/L			12/06/23 18:32	1
1,1,1-Trichloroethane	ND		0.50	0.10	ug/L			12/06/23 18:32	1
1,1,2-Trichloroethane	ND		0.50	0.10	ug/L			12/06/23 18:32	1
Trichloroethene	ND		0.50	0.10	ug/L			12/06/23 18:32	1
Vinyl chloride	ND		0.50	0.10	ug/L			12/06/23 18:32	1
Xylenes, Total	ND		0.50	0.10	ug/L			12/06/23 18:32	1
Surrogate	%Recovery	Qualifier	Limits				Prepared	Analyzed	Dil Fac
4-Bromofluorobenzene (Surr)	85		80 - 120					12/06/23 18:32	1
1,2-Dichlorobenzene-d4 (Surr)	97		80 - 120					12/06/23 18:32	1

Client Sample Results

Client: Groundwater & Environmental Services Inc
 Project/Site: Carroll Monrovia

Job ID: 410-152778-1

Client Sample ID: 3994-FARM-MID2

Lab Sample ID: 410-152778-2

Date Collected: 11/28/23 08:45

Matrix: Water

Date Received: 11/29/23 16:25

Method: EPA-DW 524.2 - Volatile Organic Compounds (GC/MS)

Analyte	Result	Qualifier	RL	MDL	Unit	D	Prepared	Analyzed	Dil Fac
t-Amyl methyl ether	ND		0.50	0.10	ug/L			12/06/23 18:56	1
Benzene	ND		0.50	0.10	ug/L			12/06/23 18:56	1
t-Butyl alcohol	2.9	J	25	2.5	ug/L			12/06/23 18:56	1
Carbon tetrachloride	ND		0.50	0.10	ug/L			12/06/23 18:56	1
Chlorobenzene	ND		0.50	0.10	ug/L			12/06/23 18:56	1
1,2-Dichlorobenzene	ND		0.50	0.20	ug/L			12/06/23 18:56	1
1,3-Dichlorobenzene	ND		0.50	0.10	ug/L			12/06/23 18:56	1
1,2-Dichloroethane	ND		0.50	0.10	ug/L			12/06/23 18:56	1
1,1-Dichloroethene	ND		0.50	0.10	ug/L			12/06/23 18:56	1
cis-1,2-Dichloroethene	ND		0.50	0.10	ug/L			12/06/23 18:56	1
trans-1,2-Dichloroethene	ND		0.50	0.10	ug/L			12/06/23 18:56	1
1,2-Dichloropropane	ND		0.50	0.10	ug/L			12/06/23 18:56	1
Ethyl t-butyl ether	ND		0.50	0.10	ug/L			12/06/23 18:56	1
Ethylbenzene	ND		0.50	0.10	ug/L			12/06/23 18:56	1
di-Isopropyl ether	ND		0.50	0.10	ug/L			12/06/23 18:56	1
Methyl tertiary butyl ether	ND		0.50	0.10	ug/L			12/06/23 18:56	1
Methylene Chloride	ND		0.50	0.20	ug/L			12/06/23 18:56	1
Naphthalene	ND		0.50	0.20	ug/L			12/06/23 18:56	1
Styrene	ND		0.50	0.10	ug/L			12/06/23 18:56	1
Tetrachloroethene	ND		0.50	0.10	ug/L			12/06/23 18:56	1
Toluene	ND		0.50	0.10	ug/L			12/06/23 18:56	1
1,2,4-Trichlorobenzene	ND		0.50	0.20	ug/L			12/06/23 18:56	1
1,1,1-Trichloroethane	ND		0.50	0.10	ug/L			12/06/23 18:56	1
1,1,2-Trichloroethane	ND		0.50	0.10	ug/L			12/06/23 18:56	1
Trichloroethene	ND		0.50	0.10	ug/L			12/06/23 18:56	1
Vinyl chloride	ND		0.50	0.10	ug/L			12/06/23 18:56	1
Xylenes, Total	ND		0.50	0.10	ug/L			12/06/23 18:56	1
Surrogate	%Recovery	Qualifier	Limits				Prepared	Analyzed	Dil Fac
4-Bromofluorobenzene (Surr)	87		80 - 120					12/06/23 18:56	1
1,2-Dichlorobenzene-d4 (Surr)	99		80 - 120					12/06/23 18:56	1

Client Sample Results

Client: Groundwater & Environmental Services Inc
 Project/Site: Carroll Monrovia

Job ID: 410-152778-1

Client Sample ID: 3994-FARM-INF

Lab Sample ID: 410-152778-3

Date Collected: 11/28/23 08:50

Matrix: Water

Date Received: 11/29/23 16:25

Method: EPA-DW 524.2 - Volatile Organic Compounds (GC/MS)

Analyte	Result	Qualifier	RL	MDL	Unit	D	Prepared	Analyzed	Dil Fac
t-Amyl methyl ether	ND	cn	0.50	0.10	ug/L			12/06/23 19:20	1
Benzene	ND	cn	0.50	0.10	ug/L			12/06/23 19:20	1
t-Butyl alcohol	ND	cn	25	2.5	ug/L			12/06/23 19:20	1
Carbon tetrachloride	ND	cn	0.50	0.10	ug/L			12/06/23 19:20	1
Chlorobenzene	ND	cn	0.50	0.10	ug/L			12/06/23 19:20	1
1,2-Dichlorobenzene	ND	cn	0.50	0.20	ug/L			12/06/23 19:20	1
1,3-Dichlorobenzene	ND	cn	0.50	0.10	ug/L			12/06/23 19:20	1
1,2-Dichloroethane	ND	cn	0.50	0.10	ug/L			12/06/23 19:20	1
1,1-Dichloroethene	ND	cn	0.50	0.10	ug/L			12/06/23 19:20	1
cis-1,2-Dichloroethene	ND	cn	0.50	0.10	ug/L			12/06/23 19:20	1
trans-1,2-Dichloroethene	ND	cn	0.50	0.10	ug/L			12/06/23 19:20	1
1,2-Dichloropropane	ND	cn	0.50	0.10	ug/L			12/06/23 19:20	1
Ethyl t-butyl ether	ND	cn	0.50	0.10	ug/L			12/06/23 19:20	1
Ethylbenzene	ND	cn	0.50	0.10	ug/L			12/06/23 19:20	1
di-Isopropyl ether	ND	cn	0.50	0.10	ug/L			12/06/23 19:20	1
Methyl tertiary butyl ether	2.6	cn	0.50	0.10	ug/L			12/06/23 19:20	1
Methylene Chloride	ND	cn	0.50	0.20	ug/L			12/06/23 19:20	1
Naphthalene	ND	cn	0.50	0.20	ug/L			12/06/23 19:20	1
Styrene	ND	cn	0.50	0.10	ug/L			12/06/23 19:20	1
Tetrachloroethene	ND	cn	0.50	0.10	ug/L			12/06/23 19:20	1
Toluene	ND	cn	0.50	0.10	ug/L			12/06/23 19:20	1
1,2,4-Trichlorobenzene	ND	cn	0.50	0.20	ug/L			12/06/23 19:20	1
1,1,1-Trichloroethane	ND	cn	0.50	0.10	ug/L			12/06/23 19:20	1
1,1,2-Trichloroethane	ND	cn	0.50	0.10	ug/L			12/06/23 19:20	1
Trichloroethene	ND	cn	0.50	0.10	ug/L			12/06/23 19:20	1
Vinyl chloride	ND	cn	0.50	0.10	ug/L			12/06/23 19:20	1
Xylenes, Total	ND	cn	0.50	0.10	ug/L			12/06/23 19:20	1
Surrogate	%Recovery	Qualifier	Limits				Prepared	Analyzed	Dil Fac
4-Bromofluorobenzene (Surr)	87	cn	80 - 120					12/06/23 19:20	1
1,2-Dichlorobenzene-d4 (Surr)	98	cn	80 - 120					12/06/23 19:20	1

Client Sample Results

Client: Groundwater & Environmental Services Inc
 Project/Site: Carroll Monrovia

Job ID: 410-152778-1

Client Sample ID: 3990-FARM-EFF

Lab Sample ID: 410-152778-4

Date Collected: 11/28/23 09:10

Matrix: Water

Date Received: 11/29/23 16:25

Method: EPA-DW 524.2 - Volatile Organic Compounds (GC/MS)

Analyte	Result	Qualifier	RL	MDL	Unit	D	Prepared	Analyzed	Dil Fac
t-Amyl methyl ether	ND		0.50	0.10	ug/L			12/06/23 19:44	1
Benzene	ND		0.50	0.10	ug/L			12/06/23 19:44	1
t-Butyl alcohol	ND		25	2.5	ug/L			12/06/23 19:44	1
Carbon tetrachloride	ND		0.50	0.10	ug/L			12/06/23 19:44	1
Chlorobenzene	ND		0.50	0.10	ug/L			12/06/23 19:44	1
1,2-Dichlorobenzene	ND		0.50	0.20	ug/L			12/06/23 19:44	1
1,3-Dichlorobenzene	ND		0.50	0.10	ug/L			12/06/23 19:44	1
1,2-Dichloroethane	ND		0.50	0.10	ug/L			12/06/23 19:44	1
1,1-Dichloroethene	ND		0.50	0.10	ug/L			12/06/23 19:44	1
cis-1,2-Dichloroethene	ND		0.50	0.10	ug/L			12/06/23 19:44	1
trans-1,2-Dichloroethene	ND		0.50	0.10	ug/L			12/06/23 19:44	1
1,2-Dichloropropane	ND		0.50	0.10	ug/L			12/06/23 19:44	1
Ethyl t-butyl ether	ND		0.50	0.10	ug/L			12/06/23 19:44	1
Ethylbenzene	ND		0.50	0.10	ug/L			12/06/23 19:44	1
di-Isopropyl ether	ND		0.50	0.10	ug/L			12/06/23 19:44	1
Methyl tertiary butyl ether	ND		0.50	0.10	ug/L			12/06/23 19:44	1
Methylene Chloride	ND		0.50	0.20	ug/L			12/06/23 19:44	1
Naphthalene	ND		0.50	0.20	ug/L			12/06/23 19:44	1
Styrene	ND		0.50	0.10	ug/L			12/06/23 19:44	1
Tetrachloroethene	ND		0.50	0.10	ug/L			12/06/23 19:44	1
Toluene	ND		0.50	0.10	ug/L			12/06/23 19:44	1
1,2,4-Trichlorobenzene	ND		0.50	0.20	ug/L			12/06/23 19:44	1
1,1,1-Trichloroethane	ND		0.50	0.10	ug/L			12/06/23 19:44	1
1,1,2-Trichloroethane	ND		0.50	0.10	ug/L			12/06/23 19:44	1
Trichloroethene	ND		0.50	0.10	ug/L			12/06/23 19:44	1
Vinyl chloride	ND		0.50	0.10	ug/L			12/06/23 19:44	1
Xylenes, Total	ND		0.50	0.10	ug/L			12/06/23 19:44	1

Surrogate	%Recovery	Qualifier	Limits	Prepared	Analyzed	Dil Fac
4-Bromofluorobenzene (Surr)	85		80 - 120		12/06/23 19:44	1
1,2-Dichlorobenzene-d4 (Surr)	96		80 - 120		12/06/23 19:44	1

Client Sample Results

Client: Groundwater & Environmental Services Inc
 Project/Site: Carroll Monrovia

Job ID: 410-152778-1

Client Sample ID: 3990-FARM-MID2

Lab Sample ID: 410-152778-5

Date Collected: 11/28/23 09:15

Matrix: Water

Date Received: 11/29/23 16:25

Method: EPA-DW 524.2 - Volatile Organic Compounds (GC/MS)

Analyte	Result	Qualifier	RL	MDL	Unit	D	Prepared	Analyzed	Dil Fac
t-Amyl methyl ether	ND		0.50	0.10	ug/L			12/06/23 20:08	1
Benzene	ND		0.50	0.10	ug/L			12/06/23 20:08	1
t-Butyl alcohol	ND		25	2.5	ug/L			12/06/23 20:08	1
Carbon tetrachloride	ND		0.50	0.10	ug/L			12/06/23 20:08	1
Chlorobenzene	ND		0.50	0.10	ug/L			12/06/23 20:08	1
1,2-Dichlorobenzene	ND		0.50	0.20	ug/L			12/06/23 20:08	1
1,3-Dichlorobenzene	ND		0.50	0.10	ug/L			12/06/23 20:08	1
1,2-Dichloroethane	ND		0.50	0.10	ug/L			12/06/23 20:08	1
1,1-Dichloroethene	ND		0.50	0.10	ug/L			12/06/23 20:08	1
cis-1,2-Dichloroethene	ND		0.50	0.10	ug/L			12/06/23 20:08	1
trans-1,2-Dichloroethene	ND		0.50	0.10	ug/L			12/06/23 20:08	1
1,2-Dichloropropane	ND		0.50	0.10	ug/L			12/06/23 20:08	1
Ethyl t-butyl ether	ND		0.50	0.10	ug/L			12/06/23 20:08	1
Ethylbenzene	ND		0.50	0.10	ug/L			12/06/23 20:08	1
di-Isopropyl ether	ND		0.50	0.10	ug/L			12/06/23 20:08	1
Methyl tertiary butyl ether	ND		0.50	0.10	ug/L			12/06/23 20:08	1
Methylene Chloride	ND		0.50	0.20	ug/L			12/06/23 20:08	1
Naphthalene	ND		0.50	0.20	ug/L			12/06/23 20:08	1
Styrene	ND		0.50	0.10	ug/L			12/06/23 20:08	1
Tetrachloroethene	ND		0.50	0.10	ug/L			12/06/23 20:08	1
Toluene	ND		0.50	0.10	ug/L			12/06/23 20:08	1
1,2,4-Trichlorobenzene	ND		0.50	0.20	ug/L			12/06/23 20:08	1
1,1,1-Trichloroethane	ND		0.50	0.10	ug/L			12/06/23 20:08	1
1,1,2-Trichloroethane	ND		0.50	0.10	ug/L			12/06/23 20:08	1
Trichloroethene	ND		0.50	0.10	ug/L			12/06/23 20:08	1
Vinyl chloride	ND		0.50	0.10	ug/L			12/06/23 20:08	1
Xylenes, Total	ND		0.50	0.10	ug/L			12/06/23 20:08	1
Surrogate	%Recovery	Qualifier	Limits				Prepared	Analyzed	Dil Fac
4-Bromofluorobenzene (Surr)	84		80 - 120					12/06/23 20:08	1
1,2-Dichlorobenzene-d4 (Surr)	100		80 - 120					12/06/23 20:08	1

Client Sample Results

Client: Groundwater & Environmental Services Inc
 Project/Site: Carroll Monrovia

Job ID: 410-152778-1

Client Sample ID: 3990-FARM-INF

Lab Sample ID: 410-152778-6

Date Collected: 11/28/23 09:20

Matrix: Water

Date Received: 11/29/23 16:25

Method: EPA-DW 524.2 - Volatile Organic Compounds (GC/MS)

Analyte	Result	Qualifier	RL	MDL	Unit	D	Prepared	Analyzed	Dil Fac
t-Amyl methyl ether	0.33	J cn	0.50	0.10	ug/L			12/06/23 20:32	1
Benzene	ND	cn	0.50	0.10	ug/L			12/06/23 20:32	1
t-Butyl alcohol	3.8	J cn	25	2.5	ug/L			12/06/23 20:32	1
Carbon tetrachloride	ND	cn	0.50	0.10	ug/L			12/06/23 20:32	1
Chlorobenzene	ND	cn	0.50	0.10	ug/L			12/06/23 20:32	1
1,2-Dichlorobenzene	ND	cn	0.50	0.20	ug/L			12/06/23 20:32	1
1,3-Dichlorobenzene	ND	cn	0.50	0.10	ug/L			12/06/23 20:32	1
1,2-Dichloroethane	ND	cn	0.50	0.10	ug/L			12/06/23 20:32	1
1,1-Dichloroethene	ND	cn	0.50	0.10	ug/L			12/06/23 20:32	1
cis-1,2-Dichloroethene	ND	cn	0.50	0.10	ug/L			12/06/23 20:32	1
trans-1,2-Dichloroethene	ND	cn	0.50	0.10	ug/L			12/06/23 20:32	1
1,2-Dichloropropane	ND	cn	0.50	0.10	ug/L			12/06/23 20:32	1
Ethyl t-butyl ether	ND	cn	0.50	0.10	ug/L			12/06/23 20:32	1
Ethylbenzene	ND	cn	0.50	0.10	ug/L			12/06/23 20:32	1
di-Isopropyl ether	0.18	J cn	0.50	0.10	ug/L			12/06/23 20:32	1
Methyl tertiary butyl ether	19	cn	0.50	0.10	ug/L			12/06/23 20:32	1
Methylene Chloride	ND	cn	0.50	0.20	ug/L			12/06/23 20:32	1
Naphthalene	ND	cn	0.50	0.20	ug/L			12/06/23 20:32	1
Styrene	ND	cn	0.50	0.10	ug/L			12/06/23 20:32	1
Tetrachloroethene	ND	cn	0.50	0.10	ug/L			12/06/23 20:32	1
Toluene	ND	cn	0.50	0.10	ug/L			12/06/23 20:32	1
1,2,4-Trichlorobenzene	ND	cn	0.50	0.20	ug/L			12/06/23 20:32	1
1,1,1-Trichloroethane	ND	cn	0.50	0.10	ug/L			12/06/23 20:32	1
1,1,2-Trichloroethane	ND	cn	0.50	0.10	ug/L			12/06/23 20:32	1
Trichloroethene	ND	cn	0.50	0.10	ug/L			12/06/23 20:32	1
Vinyl chloride	ND	cn	0.50	0.10	ug/L			12/06/23 20:32	1
Xylenes, Total	ND	cn	0.50	0.10	ug/L			12/06/23 20:32	1
Surrogate	%Recovery	Qualifier	Limits				Prepared	Analyzed	Dil Fac
4-Bromofluorobenzene (Surr)	87	cn	80 - 120					12/06/23 20:32	1
1,2-Dichlorobenzene-d4 (Surr)	99	cn	80 - 120					12/06/23 20:32	1

Client Sample Results

Client: Groundwater & Environmental Services Inc
 Project/Site: Carroll Monrovia

Job ID: 410-152778-1

Client Sample ID: 3992-FARM-EFF

Lab Sample ID: 410-152778-7

Date Collected: 11/28/23 14:10

Matrix: Water

Date Received: 11/29/23 16:25

Method: EPA-DW 524.2 - Volatile Organic Compounds (GC/MS)

Analyte	Result	Qualifier	RL	MDL	Unit	D	Prepared	Analyzed	Dil Fac
t-Amyl methyl ether	ND		0.50	0.10	ug/L			12/06/23 20:56	1
Benzene	ND		0.50	0.10	ug/L			12/06/23 20:56	1
t-Butyl alcohol	ND		25	2.5	ug/L			12/06/23 20:56	1
Carbon tetrachloride	ND		0.50	0.10	ug/L			12/06/23 20:56	1
Chlorobenzene	ND		0.50	0.10	ug/L			12/06/23 20:56	1
1,2-Dichlorobenzene	ND		0.50	0.20	ug/L			12/06/23 20:56	1
1,3-Dichlorobenzene	ND		0.50	0.10	ug/L			12/06/23 20:56	1
1,2-Dichloroethane	ND		0.50	0.10	ug/L			12/06/23 20:56	1
1,1-Dichloroethene	ND		0.50	0.10	ug/L			12/06/23 20:56	1
cis-1,2-Dichloroethene	ND		0.50	0.10	ug/L			12/06/23 20:56	1
trans-1,2-Dichloroethene	ND		0.50	0.10	ug/L			12/06/23 20:56	1
1,2-Dichloropropane	ND		0.50	0.10	ug/L			12/06/23 20:56	1
Ethyl t-butyl ether	ND		0.50	0.10	ug/L			12/06/23 20:56	1
Ethylbenzene	ND		0.50	0.10	ug/L			12/06/23 20:56	1
di-Isopropyl ether	ND		0.50	0.10	ug/L			12/06/23 20:56	1
Methyl tertiary butyl ether	ND		0.50	0.10	ug/L			12/06/23 20:56	1
Methylene Chloride	ND		0.50	0.20	ug/L			12/06/23 20:56	1
Naphthalene	ND		0.50	0.20	ug/L			12/06/23 20:56	1
Styrene	ND		0.50	0.10	ug/L			12/06/23 20:56	1
Tetrachloroethene	ND		0.50	0.10	ug/L			12/06/23 20:56	1
Toluene	ND		0.50	0.10	ug/L			12/06/23 20:56	1
1,2,4-Trichlorobenzene	ND		0.50	0.20	ug/L			12/06/23 20:56	1
1,1,1-Trichloroethane	ND		0.50	0.10	ug/L			12/06/23 20:56	1
1,1,2-Trichloroethane	ND		0.50	0.10	ug/L			12/06/23 20:56	1
Trichloroethene	ND		0.50	0.10	ug/L			12/06/23 20:56	1
Vinyl chloride	ND		0.50	0.10	ug/L			12/06/23 20:56	1
Xylenes, Total	ND		0.50	0.10	ug/L			12/06/23 20:56	1
Surrogate	%Recovery	Qualifier	Limits				Prepared	Analyzed	Dil Fac
4-Bromofluorobenzene (Surr)	82		80 - 120					12/06/23 20:56	1
1,2-Dichlorobenzene-d4 (Surr)	95		80 - 120					12/06/23 20:56	1

Client Sample Results

Client: Groundwater & Environmental Services Inc
 Project/Site: Carroll Monrovia

Job ID: 410-152778-1

Client Sample ID: 3992-FARM-MID2

Lab Sample ID: 410-152778-8

Date Collected: 11/28/23 14:15

Matrix: Water

Date Received: 11/29/23 16:25

Method: EPA-DW 524.2 - Volatile Organic Compounds (GC/MS)

Analyte	Result	Qualifier	RL	MDL	Unit	D	Prepared	Analyzed	Dil Fac
t-Amyl methyl ether	ND		0.50	0.10	ug/L			12/06/23 21:20	1
Benzene	ND		0.50	0.10	ug/L			12/06/23 21:20	1
t-Butyl alcohol	ND		25	2.5	ug/L			12/06/23 21:20	1
Carbon tetrachloride	ND		0.50	0.10	ug/L			12/06/23 21:20	1
Chlorobenzene	ND		0.50	0.10	ug/L			12/06/23 21:20	1
1,2-Dichlorobenzene	ND		0.50	0.20	ug/L			12/06/23 21:20	1
1,3-Dichlorobenzene	ND		0.50	0.10	ug/L			12/06/23 21:20	1
1,2-Dichloroethane	ND		0.50	0.10	ug/L			12/06/23 21:20	1
1,1-Dichloroethene	ND		0.50	0.10	ug/L			12/06/23 21:20	1
cis-1,2-Dichloroethene	ND		0.50	0.10	ug/L			12/06/23 21:20	1
trans-1,2-Dichloroethene	ND		0.50	0.10	ug/L			12/06/23 21:20	1
1,2-Dichloropropane	ND		0.50	0.10	ug/L			12/06/23 21:20	1
Ethyl t-butyl ether	ND		0.50	0.10	ug/L			12/06/23 21:20	1
Ethylbenzene	ND		0.50	0.10	ug/L			12/06/23 21:20	1
di-Isopropyl ether	ND		0.50	0.10	ug/L			12/06/23 21:20	1
Methyl tertiary butyl ether	ND		0.50	0.10	ug/L			12/06/23 21:20	1
Methylene Chloride	ND		0.50	0.20	ug/L			12/06/23 21:20	1
Naphthalene	ND		0.50	0.20	ug/L			12/06/23 21:20	1
Styrene	ND		0.50	0.10	ug/L			12/06/23 21:20	1
Tetrachloroethene	ND		0.50	0.10	ug/L			12/06/23 21:20	1
Toluene	ND		0.50	0.10	ug/L			12/06/23 21:20	1
1,2,4-Trichlorobenzene	ND		0.50	0.20	ug/L			12/06/23 21:20	1
1,1,1-Trichloroethane	ND		0.50	0.10	ug/L			12/06/23 21:20	1
1,1,2-Trichloroethane	ND		0.50	0.10	ug/L			12/06/23 21:20	1
Trichloroethene	ND		0.50	0.10	ug/L			12/06/23 21:20	1
Vinyl chloride	ND		0.50	0.10	ug/L			12/06/23 21:20	1
Xylenes, Total	ND		0.50	0.10	ug/L			12/06/23 21:20	1
Surrogate	%Recovery	Qualifier	Limits				Prepared	Analyzed	Dil Fac
4-Bromofluorobenzene (Surr)	86		80 - 120					12/06/23 21:20	1
1,2-Dichlorobenzene-d4 (Surr)	100		80 - 120					12/06/23 21:20	1

Client Sample Results

Client: Groundwater & Environmental Services Inc
 Project/Site: Carroll Monrovia

Job ID: 410-152778-1

Client Sample ID: 3992-FARM-INF

Lab Sample ID: 410-152778-9

Date Collected: 11/28/23 14:20

Matrix: Water

Date Received: 11/29/23 16:25

Method: EPA-DW 524.2 - Volatile Organic Compounds (GC/MS)

Analyte	Result	Qualifier	RL	MDL	Unit	D	Prepared	Analyzed	Dil Fac
t-Amyl methyl ether	0.17	J cn	0.50	0.10	ug/L			12/06/23 21:44	1
Benzene	ND	cn	0.50	0.10	ug/L			12/06/23 21:44	1
t-Butyl alcohol	ND	cn	25	2.5	ug/L			12/06/23 21:44	1
Carbon tetrachloride	ND	cn	0.50	0.10	ug/L			12/06/23 21:44	1
Chlorobenzene	ND	cn	0.50	0.10	ug/L			12/06/23 21:44	1
1,2-Dichlorobenzene	ND	cn	0.50	0.20	ug/L			12/06/23 21:44	1
1,3-Dichlorobenzene	ND	cn	0.50	0.10	ug/L			12/06/23 21:44	1
1,2-Dichloroethane	ND	cn	0.50	0.10	ug/L			12/06/23 21:44	1
1,1-Dichloroethene	ND	cn	0.50	0.10	ug/L			12/06/23 21:44	1
cis-1,2-Dichloroethene	ND	cn	0.50	0.10	ug/L			12/06/23 21:44	1
trans-1,2-Dichloroethene	ND	cn	0.50	0.10	ug/L			12/06/23 21:44	1
1,2-Dichloropropane	ND	cn	0.50	0.10	ug/L			12/06/23 21:44	1
Ethyl t-butyl ether	ND	cn	0.50	0.10	ug/L			12/06/23 21:44	1
Ethylbenzene	ND	cn	0.50	0.10	ug/L			12/06/23 21:44	1
di-Isopropyl ether	ND	cn	0.50	0.10	ug/L			12/06/23 21:44	1
Methyl tertiary butyl ether	9.5	cn	0.50	0.10	ug/L			12/06/23 21:44	1
Methylene Chloride	ND	cn	0.50	0.20	ug/L			12/06/23 21:44	1
Naphthalene	ND	cn	0.50	0.20	ug/L			12/06/23 21:44	1
Styrene	ND	cn	0.50	0.10	ug/L			12/06/23 21:44	1
Tetrachloroethene	ND	cn	0.50	0.10	ug/L			12/06/23 21:44	1
Toluene	ND	cn	0.50	0.10	ug/L			12/06/23 21:44	1
1,2,4-Trichlorobenzene	ND	cn	0.50	0.20	ug/L			12/06/23 21:44	1
1,1,1-Trichloroethane	ND	cn	0.50	0.10	ug/L			12/06/23 21:44	1
1,1,2-Trichloroethane	ND	cn	0.50	0.10	ug/L			12/06/23 21:44	1
Trichloroethene	ND	cn	0.50	0.10	ug/L			12/06/23 21:44	1
Vinyl chloride	ND	cn	0.50	0.10	ug/L			12/06/23 21:44	1
Xylenes, Total	ND	cn	0.50	0.10	ug/L			12/06/23 21:44	1
Surrogate	%Recovery	Qualifier	Limits				Prepared	Analyzed	Dil Fac
4-Bromofluorobenzene (Surr)	84	cn	80 - 120					12/06/23 21:44	1
1,2-Dichlorobenzene-d4 (Surr)	97	cn	80 - 120					12/06/23 21:44	1

Client Sample Results

Client: Groundwater & Environmental Services Inc
 Project/Site: Carroll Monrovia

Job ID: 410-152778-1

Client Sample ID: GVP-INF

Lab Sample ID: 410-152778-10

Date Collected: 11/28/23 14:45

Matrix: Water

Date Received: 11/29/23 16:25

Method: EPA-DW 524.2 - Volatile Organic Compounds (GC/MS)

Analyte	Result	Qualifier	RL	MDL	Unit	D	Prepared	Analyzed	Dil Fac
1,1,1,2-Tetrachloroethane	ND		0.50	0.10	ug/L			12/06/23 22:08	1
1,1,1-Trichloroethane	ND		0.50	0.10	ug/L			12/06/23 22:08	1
1,1,2,2-Tetrachloroethane	ND		0.50	0.10	ug/L			12/06/23 22:08	1
1,1,2-Trichloroethane	ND		0.50	0.10	ug/L			12/06/23 22:08	1
1,1-Dichloroethane	ND		0.50	0.10	ug/L			12/06/23 22:08	1
1,1-Dichloroethene	ND		0.50	0.10	ug/L			12/06/23 22:08	1
1,1-Dichloropropene	ND		0.50	0.10	ug/L			12/06/23 22:08	1
1,2,3-Trichlorobenzene	ND		0.50	0.20	ug/L			12/06/23 22:08	1
1,2,3-Trichloropropane	ND		0.50	0.20	ug/L			12/06/23 22:08	1
1,2,4-Trichlorobenzene	ND		0.50	0.20	ug/L			12/06/23 22:08	1
1,2,4-Trimethylbenzene	ND		0.50	0.10	ug/L			12/06/23 22:08	1
1,2-Dibromo-3-Chloropropane	ND		1.0	0.40	ug/L			12/06/23 22:08	1
1,2-Dibromoethane	ND		0.50	0.10	ug/L			12/06/23 22:08	1
1,2-Dichlorobenzene	ND		0.50	0.20	ug/L			12/06/23 22:08	1
1,2-Dichloroethane	ND		0.50	0.10	ug/L			12/06/23 22:08	1
1,2-Dichloropropane	ND		0.50	0.10	ug/L			12/06/23 22:08	1
1,3,5-Trimethylbenzene	ND		0.50	0.10	ug/L			12/06/23 22:08	1
1,3-Dichlorobenzene	ND		0.50	0.10	ug/L			12/06/23 22:08	1
1,3-Dichloropropane	ND		0.50	0.10	ug/L			12/06/23 22:08	1
1,4-Dichlorobenzene	ND		0.50	0.10	ug/L			12/06/23 22:08	1
2,2-Dichloropropane	ND		0.50	0.20	ug/L			12/06/23 22:08	1
2-Chlorotoluene	ND		0.50	0.10	ug/L			12/06/23 22:08	1
4-Chlorotoluene	ND		0.50	0.20	ug/L			12/06/23 22:08	1
Acrylonitrile	ND		10	2.0	ug/L			12/06/23 22:08	1
Benzene	ND		0.50	0.10	ug/L			12/06/23 22:08	1
Bromobenzene	ND		0.50	0.10	ug/L			12/06/23 22:08	1
Bromochloromethane	ND		0.50	0.10	ug/L			12/06/23 22:08	1
Bromodichloromethane	ND		0.50	0.10	ug/L			12/06/23 22:08	1
Bromoform	ND		0.50	0.20	ug/L			12/06/23 22:08	1
Bromomethane	ND		0.50	0.10	ug/L			12/06/23 22:08	1
Carbon disulfide	ND		2.0	0.40	ug/L			12/06/23 22:08	1
Chlorobenzene	ND		0.50	0.10	ug/L			12/06/23 22:08	1
Chloroethane	ND		0.50	0.20	ug/L			12/06/23 22:08	1
Chloroform	0.16	J	0.50	0.10	ug/L			12/06/23 22:08	1
Chloromethane	ND		0.50	0.20	ug/L			12/06/23 22:08	1
cis-1,2-Dichloroethene	ND		0.50	0.10	ug/L			12/06/23 22:08	1
cis-1,3-Dichloropropene	ND		0.50	0.10	ug/L			12/06/23 22:08	1
Dibromochloromethane	ND		0.50	0.10	ug/L			12/06/23 22:08	1
Dibromomethane	ND		0.50	0.10	ug/L			12/06/23 22:08	1
Dichlorodifluoromethane	ND		0.50	0.20	ug/L			12/06/23 22:08	1
di-Isopropyl ether	ND		0.50	0.10	ug/L			12/06/23 22:08	1
Ethyl t-butyl ether	ND		0.50	0.10	ug/L			12/06/23 22:08	1
Ethylbenzene	ND		0.50	0.10	ug/L			12/06/23 22:08	1
Hexachlorobutadiene	ND		0.50	0.20	ug/L			12/06/23 22:08	1
Isopropylbenzene	ND		0.50	0.10	ug/L			12/06/23 22:08	1
Methyl tertiary butyl ether	0.40	J	0.50	0.10	ug/L			12/06/23 22:08	1
Methylene Chloride	ND		0.50	0.20	ug/L			12/06/23 22:08	1
Naphthalene	ND		0.50	0.20	ug/L			12/06/23 22:08	1
n-Butylbenzene	ND		0.50	0.20	ug/L			12/06/23 22:08	1

Client Sample Results

Client: Groundwater & Environmental Services Inc
 Project/Site: Carroll Monrovia

Job ID: 410-152778-1

Client Sample ID: GVP-INF

Lab Sample ID: 410-152778-10

Date Collected: 11/28/23 14:45

Matrix: Water

Date Received: 11/29/23 16:25

Method: EPA-DW 524.2 - Volatile Organic Compounds (GC/MS) (Continued)

Analyte	Result	Qualifier	RL	MDL	Unit	D	Prepared	Analyzed	Dil Fac
N-Propylbenzene	ND		0.50	0.10	ug/L			12/06/23 22:08	1
p-Isopropyltoluene	ND		0.50	0.20	ug/L			12/06/23 22:08	1
sec-Butylbenzene	ND		0.50	0.20	ug/L			12/06/23 22:08	1
Styrene	ND		0.50	0.10	ug/L			12/06/23 22:08	1
t-Amyl methyl ether	ND		0.50	0.10	ug/L			12/06/23 22:08	1
t-Butyl alcohol	ND		25	5.0	ug/L			12/06/23 22:08	1
tert-Butylbenzene	ND		0.50	0.10	ug/L			12/06/23 22:08	1
Tetrachloroethene	ND		0.50	0.10	ug/L			12/06/23 22:08	1
Toluene	ND		0.50	0.10	ug/L			12/06/23 22:08	1
trans-1,2-Dichloroethene	ND		0.50	0.10	ug/L			12/06/23 22:08	1
trans-1,3-Dichloropropene	ND		0.50	0.10	ug/L			12/06/23 22:08	1
trans-1,4-Dichloro-2-butene	ND		5.0	2.0	ug/L			12/06/23 22:08	1
Trichloroethene	ND		0.50	0.10	ug/L			12/06/23 22:08	1
Trichlorofluoromethane	ND		0.50	0.20	ug/L			12/06/23 22:08	1
Vinyl chloride	ND		0.50	0.10	ug/L			12/06/23 22:08	1
Xylenes, Total	ND		0.50	0.10	ug/L			12/06/23 22:08	1
Surrogate	%Recovery	Qualifier	Limits				Prepared	Analyzed	Dil Fac
1,2-Dichlorobenzene-d4 (Surr)	98		80 - 120					12/06/23 22:08	1
4-Bromofluorobenzene (Surr)	85		80 - 120					12/06/23 22:08	1

Surrogate Summary

Client: Groundwater & Environmental Services Inc
Project/Site: Carroll Monrovia

Job ID: 410-152778-1

Method: 524.2 - Volatile Organic Compounds (GC/MS)

Matrix: Water

Prep Type: Total/NA

Percent Surrogate Recovery (Acceptance Limits)

Lab Sample ID	Client Sample ID	BFB	DCZ
		(80-120)	(80-120)
410-152778-1	3994-FARM-EFF	85	97
410-152778-2	3994-FARM-MID2	87	99
410-152778-3	3994-FARM-INF	87 cn	98 cn
410-152778-4	3990-FARM-EFF	85	96
410-152778-5	3990-FARM-MID2	84	100
410-152778-6	3990-FARM-INF	87 cn	99 cn
410-152778-7	3992-FARM-EFF	82	95
410-152778-8	3992-FARM-MID2	86	100
410-152778-9	3992-FARM-INF	84 cn	97 cn
410-152778-10	GVP-INF	85	98
LCS 410-450814/4	Lab Control Sample	97	106
MB 410-450814/6	Method Blank	89	96

Surrogate Legend

BFB = 4-Bromofluorobenzene (Surr)

DCZ = 1,2-Dichlorobenzene-d4 (Surr)

QC Sample Results

Client: Groundwater & Environmental Services Inc
 Project/Site: Carroll Monrovia

Job ID: 410-152778-1

Method: 524.2 - Volatile Organic Compounds (GC/MS)

Lab Sample ID: MB 410-450814/6

Matrix: Water

Analysis Batch: 450814

Client Sample ID: Method Blank

Prep Type: Total/NA

Analyte	MB	MB	RL	MDL	Unit	D	Prepared	Analyzed	Dil Fac
	Result	Qualifier							
1,1,1,2-Tetrachloroethane	ND		0.50	0.10	ug/L			12/06/23 14:09	1
1,1,1,2-Tetrachloroethane	ND		0.50	0.10	ug/L			12/06/23 14:09	1
Carbon tetrachloride	ND		0.50	0.10	ug/L			12/06/23 14:09	1
1,1-Dichloroethane	ND		0.50	0.10	ug/L			12/06/23 14:09	1
1,1-Dichloropropene	ND		0.50	0.10	ug/L			12/06/23 14:09	1
1,2,3-Trichlorobenzene	ND		0.50	0.20	ug/L			12/06/23 14:09	1
1,2,3-Trichloropropane	ND		0.50	0.20	ug/L			12/06/23 14:09	1
1,1-Dichloroethene	ND		0.50	0.10	ug/L			12/06/23 14:09	1
1,2,4-Trimethylbenzene	ND		0.50	0.10	ug/L			12/06/23 14:09	1
1,2-Dibromo-3-Chloropropane	ND		1.0	0.40	ug/L			12/06/23 14:09	1
1,2-Dibromoethane	ND		0.50	0.10	ug/L			12/06/23 14:09	1
1,2-Dichlorobenzene	ND		0.50	0.20	ug/L			12/06/23 14:09	1
1,2-Dichloroethane	ND		0.50	0.10	ug/L			12/06/23 14:09	1
1,2-Dichloropropane	ND		0.50	0.10	ug/L			12/06/23 14:09	1
1,3,5-Trimethylbenzene	ND		0.50	0.10	ug/L			12/06/23 14:09	1
1,3-Dichlorobenzene	ND		0.50	0.10	ug/L			12/06/23 14:09	1
1,3-Dichloropropane	ND		0.50	0.10	ug/L			12/06/23 14:09	1
1,4-Dichlorobenzene	ND		0.50	0.10	ug/L			12/06/23 14:09	1
2,2-Dichloropropane	ND		0.50	0.20	ug/L			12/06/23 14:09	1
2-Chlorotoluene	ND		0.50	0.10	ug/L			12/06/23 14:09	1
1,2,4-Trichlorobenzene	ND		0.50	0.20	ug/L			12/06/23 14:09	1
4-Chlorotoluene	ND		0.50	0.20	ug/L			12/06/23 14:09	1
1,1,1-Trichloroethane	ND		0.50	0.10	ug/L			12/06/23 14:09	1
Acrylonitrile	ND		10	2.0	ug/L			12/06/23 14:09	1
1,1,1,2-Trichloroethane	ND		0.50	0.10	ug/L			12/06/23 14:09	1
Benzene	ND		0.50	0.10	ug/L			12/06/23 14:09	1
Bromobenzene	ND		0.50	0.10	ug/L			12/06/23 14:09	1
Bromochloromethane	ND		0.50	0.10	ug/L			12/06/23 14:09	1
Bromodichloromethane	ND		0.50	0.10	ug/L			12/06/23 14:09	1
Bromoform	ND		0.50	0.20	ug/L			12/06/23 14:09	1
Bromomethane	ND		0.50	0.10	ug/L			12/06/23 14:09	1
Carbon disulfide	ND		2.0	0.40	ug/L			12/06/23 14:09	1
Chlorobenzene	ND		0.50	0.10	ug/L			12/06/23 14:09	1
Chloroethane	ND		0.50	0.20	ug/L			12/06/23 14:09	1
Chloroform	ND		0.50	0.10	ug/L			12/06/23 14:09	1
Chloromethane	ND		0.50	0.20	ug/L			12/06/23 14:09	1
cis-1,2-Dichloroethene	ND		0.50	0.10	ug/L			12/06/23 14:09	1
cis-1,3-Dichloropropene	ND		0.50	0.10	ug/L			12/06/23 14:09	1
Dibromochloromethane	ND		0.50	0.10	ug/L			12/06/23 14:09	1
Dibromomethane	ND		0.50	0.10	ug/L			12/06/23 14:09	1
Dichlorodifluoromethane	ND		0.50	0.20	ug/L			12/06/23 14:09	1
di-Isopropyl ether	ND		0.50	0.10	ug/L			12/06/23 14:09	1
Ethyl t-butyl ether	ND		0.50	0.10	ug/L			12/06/23 14:09	1
Ethylbenzene	ND		0.50	0.10	ug/L			12/06/23 14:09	1
Hexachlorobutadiene	ND		0.50	0.20	ug/L			12/06/23 14:09	1
Isopropylbenzene	ND		0.50	0.10	ug/L			12/06/23 14:09	1
Methyl tertiary butyl ether	ND		0.50	0.10	ug/L			12/06/23 14:09	1
Methylene Chloride	ND		0.50	0.20	ug/L			12/06/23 14:09	1

Eurofins Lancaster Laboratories Environment Testing, LLC

QC Sample Results

Client: Groundwater & Environmental Services Inc
 Project/Site: Carroll Monrovia

Job ID: 410-152778-1

Method: 524.2 - Volatile Organic Compounds (GC/MS) (Continued)

Lab Sample ID: MB 410-450814/6

Client Sample ID: Method Blank

Matrix: Water

Prep Type: Total/NA

Analysis Batch: 450814

Analyte	MB	MB	RL	MDL	Unit	D	Prepared	Analyzed	Dil Fac
	Result	Qualifier							
Naphthalene	ND		0.50	0.20	ug/L			12/06/23 14:09	1
n-Butylbenzene	ND		0.50	0.20	ug/L			12/06/23 14:09	1
N-Propylbenzene	ND		0.50	0.10	ug/L			12/06/23 14:09	1
p-Isopropyltoluene	ND		0.50	0.20	ug/L			12/06/23 14:09	1
sec-Butylbenzene	ND		0.50	0.20	ug/L			12/06/23 14:09	1
Styrene	ND		0.50	0.10	ug/L			12/06/23 14:09	1
t-Amyl methyl ether	ND		0.50	0.10	ug/L			12/06/23 14:09	1
t-Butyl alcohol	ND		25	2.5	ug/L			12/06/23 14:09	1
tert-Butylbenzene	ND		0.50	0.10	ug/L			12/06/23 14:09	1
Tetrachloroethene	ND		0.50	0.10	ug/L			12/06/23 14:09	1
Toluene	ND		0.50	0.10	ug/L			12/06/23 14:09	1
trans-1,2-Dichloroethene	ND		0.50	0.10	ug/L			12/06/23 14:09	1
trans-1,3-Dichloropropene	ND		0.50	0.10	ug/L			12/06/23 14:09	1
trans-1,4-Dichloro-2-butene	ND		5.0	2.0	ug/L			12/06/23 14:09	1
Trichloroethene	ND		0.50	0.10	ug/L			12/06/23 14:09	1
Trichlorofluoromethane	ND		0.50	0.20	ug/L			12/06/23 14:09	1
Vinyl chloride	ND		0.50	0.10	ug/L			12/06/23 14:09	1
Xylenes, Total	ND		0.50	0.10	ug/L			12/06/23 14:09	1

Surrogate	MB	MB	Limits	Prepared	Analyzed	Dil Fac
	%Recovery	Qualifier				
1,2-Dichlorobenzene-d4 (Surr)	96		80 - 120		12/06/23 14:09	1
4-Bromofluorobenzene (Surr)	89		80 - 120		12/06/23 14:09	1

Lab Sample ID: LCS 410-450814/4

Client Sample ID: Lab Control Sample

Matrix: Water

Prep Type: Total/NA

Analysis Batch: 450814

Analyte	Spike Added	LCS Result	LCS Qualifier	Unit	D	%Rec	%Rec Limits
1,1,1,2-Tetrachloroethane	5.00	5.30		ug/L		106	70 - 130
Carbon tetrachloride	5.00	5.19		ug/L		104	70 - 130
1,1-Dichloroethane	5.00	5.65		ug/L		113	70 - 130
1,1-Dichloropropene	5.00	4.91		ug/L		98	70 - 130
1,2,3-Trichlorobenzene	5.00	5.04		ug/L		101	70 - 130
1,2,3-Trichloropropane	5.00	5.41		ug/L		108	70 - 130
1,1-Dichloroethene	5.00	5.62		ug/L		112	70 - 130
1,2,4-Trimethylbenzene	5.00	5.22		ug/L		104	70 - 130
1,2-Dibromo-3-Chloropropane	5.00	4.83		ug/L		97	70 - 130
1,2-Dibromoethane	5.00	5.08		ug/L		102	70 - 130
1,2-Dichlorobenzene	5.00	5.39		ug/L		108	70 - 130
1,2-Dichloroethane	5.00	5.26		ug/L		105	70 - 130
1,2-Dichloropropane	5.00	5.28		ug/L		106	70 - 130
1,3,5-Trimethylbenzene	5.00	5.15		ug/L		103	70 - 130
1,3-Dichlorobenzene	5.00	5.19		ug/L		104	70 - 130
1,3-Dichloropropane	5.00	5.21		ug/L		104	70 - 130
1,4-Dichlorobenzene	5.00	5.29		ug/L		106	70 - 130
2,2-Dichloropropane	5.00	5.43		ug/L		109	70 - 130
2-Chlorotoluene	5.00	4.92		ug/L		98	70 - 130

QC Sample Results

Client: Groundwater & Environmental Services Inc
 Project/Site: Carroll Monrovia

Job ID: 410-152778-1

Method: 524.2 - Volatile Organic Compounds (GC/MS) (Continued)

Lab Sample ID: LCS 410-450814/4

Matrix: Water

Analysis Batch: 450814

Client Sample ID: Lab Control Sample

Prep Type: Total/NA

Analyte	Spike Added	LCS Result	LCS Qualifier	Unit	D	%Rec	%Rec Limits
1,2,4-Trichlorobenzene	5.00	4.92		ug/L		98	70 - 130
4-Chlorotoluene	5.00	5.04		ug/L		101	70 - 130
1,1,1-Trichloroethane	5.00	5.19		ug/L		104	70 - 130
Acrylonitrile	113	139		ug/L		123	70 - 130
1,1,2-Trichloroethane	5.00	5.34		ug/L		107	70 - 130
Benzene	5.00	5.05		ug/L		101	70 - 130
Bromobenzene	5.00	5.05		ug/L		101	70 - 130
Bromochloromethane	5.00	5.29		ug/L		106	70 - 130
Bromodichloromethane	5.00	5.49		ug/L		110	70 - 130
Bromoform	5.00	5.17		ug/L		103	70 - 130
Bromomethane	2.00	2.39		ug/L		120	70 - 130
Carbon disulfide	5.00	5.31		ug/L		106	70 - 130
Chlorobenzene	5.00	5.01		ug/L		100	70 - 130
Chloroethane	2.00	2.38		ug/L		119	70 - 130
Chloroform	5.00	5.21		ug/L		104	70 - 130
Chloromethane	2.00	2.39		ug/L		120	70 - 130
cis-1,2-Dichloroethene	5.00	5.28		ug/L		106	70 - 130
cis-1,3-Dichloropropene	5.00	4.82		ug/L		96	70 - 130
Dibromochloromethane	5.00	5.30		ug/L		106	70 - 130
Dibromomethane	5.00	5.34		ug/L		107	70 - 130
Dichlorodifluoromethane	2.00	2.11		ug/L		105	70 - 130
di-Isopropyl ether	5.00	5.06		ug/L		101	70 - 130
Ethyl t-butyl ether	5.00	5.35		ug/L		107	70 - 130
Ethylbenzene	5.00	5.15		ug/L		103	70 - 130
Hexachlorobutadiene	5.00	4.90		ug/L		98	70 - 130
Isopropylbenzene	5.00	5.18		ug/L		104	70 - 130
Methyl tertiary butyl ether	5.00	5.35		ug/L		107	70 - 130
Methylene Chloride	5.00	5.48		ug/L		110	70 - 130
Naphthalene	5.00	5.01		ug/L		100	70 - 130
n-Butylbenzene	5.00	5.38		ug/L		108	70 - 130
N-Propylbenzene	5.00	5.12		ug/L		102	70 - 130
p-Isopropyltoluene	5.00	5.08		ug/L		102	70 - 130
sec-Butylbenzene	5.00	4.89		ug/L		98	70 - 130
Styrene	5.00	5.20		ug/L		104	70 - 130
t-Amyl methyl ether	5.00	4.67		ug/L		93	70 - 130
t-Butyl alcohol	50.0	56.9		ug/L		114	70 - 130
tert-Butylbenzene	5.00	4.81		ug/L		96	70 - 130
Tetrachloroethene	5.00	4.83		ug/L		97	70 - 130
Toluene	5.00	4.96		ug/L		99	70 - 130
trans-1,2-Dichloroethene	5.00	5.44		ug/L		109	70 - 130
trans-1,3-Dichloropropene	5.00	5.02		ug/L		100	70 - 130
trans-1,4-Dichloro-2-butene	25.0	25.9		ug/L		103	70 - 130
Trichloroethene	5.00	4.96		ug/L		99	70 - 130
Trichlorofluoromethane	2.00	2.32		ug/L		116	70 - 130
Vinyl chloride	2.00	2.22		ug/L		111	70 - 130
Xylenes, Total	15.0	15.1		ug/L		101	70 - 130

QC Sample Results

Client: Groundwater & Environmental Services Inc
Project/Site: Carroll Monrovia

Job ID: 410-152778-1

Method: 524.2 - Volatile Organic Compounds (GC/MS) (Continued)

Lab Sample ID: LCS 410-450814/4

Matrix: Water

Analysis Batch: 450814

Client Sample ID: Lab Control Sample

Prep Type: Total/NA

Surrogate	LCS		Limits
	%Recovery	Qualifier	
1,2-Dichlorobenzene-d4 (Surr)	106		80 - 120
4-Bromofluorobenzene (Surr)	97		80 - 120

- 1
- 2
- 3
- 4
- 5
- 6
- 7
- 8
- 9
- 10
- 11
- 12
- 13
- 14
- 15

QC Association Summary

Client: Groundwater & Environmental Services Inc
Project/Site: Carroll Monrovia

Job ID: 410-152778-1

GC/MS VOA

Analysis Batch: 450814

Lab Sample ID	Client Sample ID	Prep Type	Matrix	Method	Prep Batch
410-152778-1	3994-FARM-EFF	Total/NA	Water	524.2	
410-152778-2	3994-FARM-MID2	Total/NA	Water	524.2	
410-152778-3	3994-FARM-INF	Total/NA	Water	524.2	
410-152778-4	3990-FARM-EFF	Total/NA	Water	524.2	
410-152778-5	3990-FARM-MID2	Total/NA	Water	524.2	
410-152778-6	3990-FARM-INF	Total/NA	Water	524.2	
410-152778-7	3992-FARM-EFF	Total/NA	Water	524.2	
410-152778-8	3992-FARM-MID2	Total/NA	Water	524.2	
410-152778-9	3992-FARM-INF	Total/NA	Water	524.2	
410-152778-10	GVP-INF	Total/NA	Water	524.2	
MB 410-450814/6	Method Blank	Total/NA	Water	524.2	
LCS 410-450814/4	Lab Control Sample	Total/NA	Water	524.2	

Lab Chronicle

Client: Groundwater & Environmental Services Inc
Project/Site: Carroll Monrovia

Job ID: 410-152778-1

Client Sample ID: 3994-FARM-EFF

Lab Sample ID: 410-152778-1

Date Collected: 11/28/23 08:40

Matrix: Water

Date Received: 11/29/23 16:25

Prep Type	Batch Type	Batch Method	Run	Dilution Factor	Batch Number	Analyst	Lab	Prepared or Analyzed
Total/NA	Analysis	524.2		1	450814	UJML	ELLE	12/06/23 18:32

Client Sample ID: 3994-FARM-MID2

Lab Sample ID: 410-152778-2

Date Collected: 11/28/23 08:45

Matrix: Water

Date Received: 11/29/23 16:25

Prep Type	Batch Type	Batch Method	Run	Dilution Factor	Batch Number	Analyst	Lab	Prepared or Analyzed
Total/NA	Analysis	524.2		1	450814	UJML	ELLE	12/06/23 18:56

Client Sample ID: 3994-FARM-INF

Lab Sample ID: 410-152778-3

Date Collected: 11/28/23 08:50

Matrix: Water

Date Received: 11/29/23 16:25

Prep Type	Batch Type	Batch Method	Run	Dilution Factor	Batch Number	Analyst	Lab	Prepared or Analyzed
Total/NA	Analysis	524.2		1	450814	UJML	ELLE	12/06/23 19:20

Client Sample ID: 3990-FARM-EFF

Lab Sample ID: 410-152778-4

Date Collected: 11/28/23 09:10

Matrix: Water

Date Received: 11/29/23 16:25

Prep Type	Batch Type	Batch Method	Run	Dilution Factor	Batch Number	Analyst	Lab	Prepared or Analyzed
Total/NA	Analysis	524.2		1	450814	UJML	ELLE	12/06/23 19:44

Client Sample ID: 3990-FARM-MID2

Lab Sample ID: 410-152778-5

Date Collected: 11/28/23 09:15

Matrix: Water

Date Received: 11/29/23 16:25

Prep Type	Batch Type	Batch Method	Run	Dilution Factor	Batch Number	Analyst	Lab	Prepared or Analyzed
Total/NA	Analysis	524.2		1	450814	UJML	ELLE	12/06/23 20:08

Client Sample ID: 3990-FARM-INF

Lab Sample ID: 410-152778-6

Date Collected: 11/28/23 09:20

Matrix: Water

Date Received: 11/29/23 16:25

Prep Type	Batch Type	Batch Method	Run	Dilution Factor	Batch Number	Analyst	Lab	Prepared or Analyzed
Total/NA	Analysis	524.2		1	450814	UJML	ELLE	12/06/23 20:32

Client Sample ID: 3992-FARM-EFF

Lab Sample ID: 410-152778-7

Date Collected: 11/28/23 14:10

Matrix: Water

Date Received: 11/29/23 16:25

Prep Type	Batch Type	Batch Method	Run	Dilution Factor	Batch Number	Analyst	Lab	Prepared or Analyzed
Total/NA	Analysis	524.2		1	450814	UJML	ELLE	12/06/23 20:56

Lab Chronicle

Client: Groundwater & Environmental Services Inc
Project/Site: Carroll Monrovia

Job ID: 410-152778-1

Client Sample ID: 3992-FARM-MID2

Lab Sample ID: 410-152778-8

Date Collected: 11/28/23 14:15

Matrix: Water

Date Received: 11/29/23 16:25

Prep Type	Batch Type	Batch Method	Run	Dilution Factor	Batch Number	Analyst	Lab	Prepared or Analyzed
Total/NA	Analysis	524.2		1	450814	UJML	ELLE	12/06/23 21:20

Client Sample ID: 3992-FARM-INF

Lab Sample ID: 410-152778-9

Date Collected: 11/28/23 14:20

Matrix: Water

Date Received: 11/29/23 16:25

Prep Type	Batch Type	Batch Method	Run	Dilution Factor	Batch Number	Analyst	Lab	Prepared or Analyzed
Total/NA	Analysis	524.2		1	450814	UJML	ELLE	12/06/23 21:44

Client Sample ID: GVP-INF

Lab Sample ID: 410-152778-10

Date Collected: 11/28/23 14:45

Matrix: Water

Date Received: 11/29/23 16:25

Prep Type	Batch Type	Batch Method	Run	Dilution Factor	Batch Number	Analyst	Lab	Prepared or Analyzed
Total/NA	Analysis	524.2		1	450814	UJML	ELLE	12/06/23 22:08

Laboratory References:

ELLE = Eurofins Lancaster Laboratories Environment Testing, LLC, 2425 New Holland Pike, Lancaster, PA 17601, TEL (717)656-2300

Accreditation/Certification Summary

Client: Groundwater & Environmental Services Inc
 Project/Site: Carroll Monrovia

Job ID: 410-152778-1

Laboratory: Eurofins Lancaster Laboratories Environment Testing, LLC

Unless otherwise noted, all analytes for this laboratory were covered under each accreditation/certification below.

Authority	Program	Identification Number	Expiration Date
Maryland	State	100	06-30-24

The following analytes are included in this report, but the laboratory is not certified by the governing authority. This list may include analytes for which the agency does not offer certification.

Analysis Method	Prep Method	Matrix	Analyte
524.2		Water	1,1,1,2-Tetrachloroethane
524.2		Water	1,1,2,2-Tetrachloroethane
524.2		Water	1,1-Dichloroethane
524.2		Water	1,1-Dichloropropene
524.2		Water	1,2,3-Trichlorobenzene
524.2		Water	1,2,3-Trichloropropane
524.2		Water	1,2,4-Trimethylbenzene
524.2		Water	1,2-Dibromo-3-Chloropropane
524.2		Water	1,2-Dibromoethane
524.2		Water	1,3,5-Trimethylbenzene
524.2		Water	1,3-Dichlorobenzene
524.2		Water	1,3-Dichloropropane
524.2		Water	2,2-Dichloropropane
524.2		Water	2-Chlorotoluene
524.2		Water	4-Chlorotoluene
524.2		Water	Acrylonitrile
524.2		Water	Bromobenzene
524.2		Water	Bromochloromethane
524.2		Water	Bromomethane
524.2		Water	Carbon disulfide
524.2		Water	Chloroethane
524.2		Water	Chloromethane
524.2		Water	cis-1,3-Dichloropropene
524.2		Water	Dibromomethane
524.2		Water	Dichlorodifluoromethane
524.2		Water	di-Isopropyl ether
524.2		Water	Ethyl t-butyl ether
524.2		Water	Hexachlorobutadiene
524.2		Water	Isopropylbenzene
524.2		Water	Methyl tertiary butyl ether
524.2		Water	Naphthalene
524.2		Water	n-Butylbenzene
524.2		Water	N-Propylbenzene
524.2		Water	p-Isopropyltoluene
524.2		Water	sec-Butylbenzene
524.2		Water	t-Amyl methyl ether
524.2		Water	t-Butyl alcohol
524.2		Water	tert-Butylbenzene
524.2		Water	trans-1,3-Dichloropropene
524.2		Water	trans-1,4-Dichloro-2-butene
524.2		Water	Trichlorofluoromethane

Method Summary

Client: Groundwater & Environmental Services Inc
Project/Site: Carroll Monrovia

Job ID: 410-152778-1

Method	Method Description	Protocol	Laboratory
524.2	Volatile Organic Compounds (GC/MS)	EPA-DW	ELLE

Protocol References:

EPA-DW = "Methods For The Determination Of Organic Compounds In Drinking Water", EPA/600/4-88/039, December 1988 And Its Supplements.

Laboratory References:

ELLE = Eurofins Lancaster Laboratories Environment Testing, LLC, 2425 New Holland Pike, Lancaster, PA 17601, TEL (717)656-2300



Sample Summary

Client: Groundwater & Environmental Services Inc
Project/Site: Carroll Monrovia

Job ID: 410-152778-1

Lab Sample ID	Client Sample ID	Matrix	Collected	Received
410-152778-1	3994-FARM-EFF	Water	11/28/23 08:40	11/29/23 16:25
410-152778-2	3994-FARM-MID2	Water	11/28/23 08:45	11/29/23 16:25
410-152778-3	3994-FARM-INF	Water	11/28/23 08:50	11/29/23 16:25
410-152778-4	3990-FARM-EFF	Water	11/28/23 09:10	11/29/23 16:25
410-152778-5	3990-FARM-MID2	Water	11/28/23 09:15	11/29/23 16:25
410-152778-6	3990-FARM-INF	Water	11/28/23 09:20	11/29/23 16:25
410-152778-7	3992-FARM-EFF	Water	11/28/23 14:10	11/29/23 16:25
410-152778-8	3992-FARM-MID2	Water	11/28/23 14:15	11/29/23 16:25
410-152778-9	3992-FARM-INF	Water	11/28/23 14:20	11/29/23 16:25
410-152778-10	GVP-INF	Water	11/28/23 14:45	11/29/23 16:25

- 1
- 2
- 3
- 4
- 5
- 6
- 7
- 8
- 9
- 10
- 11
- 12
- 13
- 14
- 15



410-152778 Chain of Custody

Environmental Analysis Request/Chain of Custody

Acct. # _____ Group # _____ Sample # _____

Client: Groundwater & Env. Services, Inc.				Matrix			Analyses Requested										For Lab Use Only		
Project Name/#: Carroll Monrovia		Site ID #:		<input type="checkbox"/> Sediment	<input type="checkbox"/> Potable	<input type="checkbox"/> Ground	<input type="checkbox"/> Surface	Preservation Codes										SF #: _____	
Project Manager: Peter Reichardt		P.O. #: 0403470/06/209		<input checked="" type="checkbox"/> Water	<input type="checkbox"/> NPDES	<input type="checkbox"/> Other:	Total # of Containers	H		H								SCR #: _____	
Sampler: Jeff Plummer		PWSID #:		<input type="checkbox"/> Soil	<input type="checkbox"/> Water			Full Suite VOCs List plus oxygenates and Naphthalene (524.2)		Target Suite VOCs List plus oxygenates and Naphthalene (524.2)								Preservation Codes H = HCl T = Thiosulfate N = HNO ₃ B = NaOH S = H ₂ SO ₄ P = H ₃ PO ₄ O = Other	
Phone #: 800-220-3606 x 3726		Quote #:																Remarks	
State where sample(s) were collected: 11791 Fingerboard Rd, Monrovia, MD																			
Sample Identification		Date	Time	Grab	Composite	Soil		Water	Other:	Total # of Containers	Full Suite VOCs List plus oxygenates and Naphthalene (524.2)	Target Suite VOCs List plus oxygenates and Naphthalene (524.2)							
3994-FARM-EFF		11-28-23	0840	X				X		3	X	X					EQEDD file name:		
3994-FARM-MID2			0845														Carroll Monrovia-lab		
3994-FARM-INF			0850														report #.17953.		
3990-FARM-EFF			0910														EQEDD.zip		
3990-FARM-MID2			0915														Send invoice to:		
3990-FARM-INF			0920													ges-invoices@			
3992-FARM-EFF			1410													gesonline.com &			
3992-FARM-MID2			1415													include PO #			
3992-FARM-INF			1420				X		3	X	X								
GVP-INF		11-28-23	1445	X			X		3	X	X								
Turnaround Time Requested (TAT) (please check): Standard <input checked="" type="checkbox"/> Rush <input type="checkbox"/>				Relinquished by: Jeff Plummer		Date: 11-29-23		Time: 0800		Received by: Ashley Bell		Date: 11-29-23		Time: 0900					
(Rush TAT is subject to laboratory approval and surcharges.)				Relinquished by: Ashley Bell		Date: 11-28-23		Time: 1245		Received by: John		Date: 11/29/23		Time: 1245					
Date results are needed:				Relinquished by: John		Date: 11/29/23		Time: 1625		Received by:		Date:		Time:					
Rush results requested by (please check): E-Mail <input checked="" type="checkbox"/> Phone <input type="checkbox"/>				Relinquished by:		Date:		Time:		Received by:		Date:		Time:					
E-mail Address: midatlantic@gesonline.com & ges@equisonline.com				Relinquished by:		Date:		Time:		Received by:		Date:		Time:					
Phone:				Relinquished by:		Date:		Time:		Received by:		Date:		Time:					
Data Package Options (please check if required)				Relinquished by:		Date:		Time:		Received by:		Date:		Time:					
Type I (Validation/non-CLP) <input type="checkbox"/>		MA MCP <input type="checkbox"/>		Relinquished by:		Date:		Time:		Received by:		Date:		Time:					
Type III (Reduced non-CLP) <input type="checkbox"/>		CT RCP <input type="checkbox"/>		Relinquished by:		Date:		Time:		Received by:		Date:		Time:					
Type VI (Raw Data Only) <input type="checkbox"/>		TX TRRP-13 <input type="checkbox"/>		Relinquished by:		Date:		Time:		Received by:		Date:		Time:					
NYSDEC Category <input type="checkbox"/> A or <input type="checkbox"/> B				Relinquished by Commercial Carrier:		Date:		Time:		Received by:		Date:		Time:					
EDD Required? Yes <input checked="" type="checkbox"/> No <input type="checkbox"/> If yes, format: GES EQEDD				UPS _____ FedEx _____ Other _____		Date:		Time:		Received by:		Date:		Time:					
EQEDD Name: Carroll Monrovia-lab report #.17953.EQEDD.zip				Temperature upon receipt: 2.5/2.6		Date:		Time:		Received by:		Date:		Time:					

SM

Login Sample Receipt Checklist

Client: Groundwater & Environmental Services Inc

Job Number: 410-152778-1

Login Number: 152778

List Source: Eurofins Lancaster Laboratories Environment Testing, LLC

List Number: 1

Creator: Wrye, Shaun

Question	Answer	Comment
The cooler's custody seal is intact.	N/A	
The cooler or samples do not appear to have been compromised or tampered with.	True	
Samples were received on ice.	True	
Cooler Temperature acceptable, where thermal pres is required (<=6C, not frozen).	True	
Cooler Temperature is recorded.	True	
WV: Container Temp acceptable, where thermal pres is required (<=6C, not frozen).	N/A	
WV: Container Temperature is recorded.	N/A	
COC is present.	True	
COC is filled out in ink and legible.	True	
COC is filled out with all pertinent information.	True	
There are no discrepancies between the containers received and the COC.	False	Refer to Job Narrative for details.
Sample containers have legible labels.	True	
Containers are not broken or leaking.	True	
Sample collection date/times are provided.	True	
Appropriate sample containers are used.	True	
Sample bottles are completely filled.	True	
There is sufficient vol. for all requested analyses.	True	
Is the Field Sampler's name present on COC?	True	
Sample custody seals are intact.	N/A	
VOA sample vials do not have headspace >6mm in diameter (none, if from WV)?	True	



 **ANALYTICAL REPORT****PREPARED FOR**

Attn: Peter Reichardt
Groundwater & Environmental Services Inc
1350 Blair Drive
Suite H-2
Odenton, Maryland 21113

Generated 12/6/2023 6:31:10 PM

JOB DESCRIPTION

Carroll Monrovia

JOB NUMBER

410-152779-1

Job Notes

This report may not be reproduced except in full, and with written approval from the laboratory. The results relate only to the samples tested. For questions please contact the Project Manager at the e-mail address or telephone number listed on this page.

Analytical test results meet all requirements of the associated regulatory program (i.e., NELAC (TNI), DoD, and ISO 17025) unless otherwise noted under the individual analysis.

Authorization



Generated
12/6/2023 6:31:10 PM

Authorized for release by
Amek Carter, Project Manager
Loran.Carter@et.eurofinsus.com
(717)556-7252

Compliance Statement

Analytical test results meet all requirements of the associated regulatory program (e.g., NELAC (TNI), DoD, and ISO 17025) unless otherwise noted under the individual analysis. Data qualifiers are applied to note exceptions. Noncompliant quality control (QC) is further explained in narrative comments.

- QC results that exceed the upper limits and are associated with non-detect samples are qualified but further narration is not required since the bias is high and does not change a non-detect result. Further narration is also not required with QC blank detection when the associated sample concentration is non-detect or more than ten times the level in the blank.
- Matrix QC may not be reported if insufficient sample or site-specific QC samples were not submitted. In these situations, to demonstrate precision and accuracy at a batch level, a LCS/LCSD is performed, unless otherwise specified in the method.
- Surrogate and/or isotope dilution analyte recoveries (if applicable) which are outside of the QC window are confirmed unless attributed to a dilution or otherwise noted in the narrative.

Regulated compliance samples (e.g. SDWA, NPDES) must comply with the associated agency requirements/permits.

Measurement uncertainty values, as applicable, are available upon request.

Test results relate only to the sample tested. Clients should be aware that a critical step in a chemical or microbiological analysis is the collection of the sample. Unless the sample analyzed is truly representative of the bulk of material involved, the test results will be meaningless. If you have questions regarding the proper techniques of collecting samples, please contact us. We cannot be held responsible for sample integrity, however, unless sampling has been performed by a member of our staff. Times are local to the area of activity. Parameters listed in the 40 CFR Part 136 Table II as "analyze immediately" and tested in the laboratory are not performed within 15 minutes of collection.

This report shall not be reproduced except in full, without the written approval of the laboratory.

WARRANTY AND LIMITS OF LIABILITY - In accepting analytical work, we warrant the accuracy of test results for the sample as submitted. The foregoing express warranty is exclusive and is given in lieu of all other warranties, expressed or implied, except as otherwise agreed. We disclaim any other warranties, expressed or implied, including a warranty of fitness for particular purpose and warranty of merchantability. In no event shall Eurofins Lancaster Laboratories Environmental, LLC be liable for indirect, special, consequential, or incidental damages including, but not limited to, damages for loss of profit or goodwill regardless of (A) the negligence (either sole or concurrent) of Eurofins Lancaster Laboratories Environmental and (B) whether Eurofins Lancaster Laboratories Environmental has been informed of the possibility of such damages. We accept no legal responsibility for the purposes for which the client uses the test results. Except as otherwise agreed, no purchase order or other order for work shall be accepted by Eurofins Lancaster Laboratories Environmental which includes any conditions that vary from the Standard Terms and Conditions, and Eurofins Lancaster Laboratories Environmental hereby objects to any conflicting terms contained in any acceptance or order submitted by client.





Table of Contents

Cover Page	1
Table of Contents	4
Definitions/Glossary	5
Case Narrative	6
Detection Summary	7
Client Sample Results	8
Surrogate Summary	16
QC Sample Results	17
QC Association Summary	25
Lab Chronicle	26
Certification Summary	27
Method Summary	29
Sample Summary	30
Chain of Custody	31
Receipt Checklists	32

Definitions/Glossary

Client: Groundwater & Environmental Services Inc
Project/Site: Carroll Monrovia

Job ID: 410-152779-1

Qualifiers

GC/MS VOA

Qualifier	Qualifier Description
cn	Refer to Case Narrative for further detail
J	Result is less than the RL but greater than or equal to the MDL and the concentration is an approximate value.

Glossary

Abbreviation	These commonly used abbreviations may or may not be present in this report.
α	Listed under the "D" column to designate that the result is reported on a dry weight basis
%R	Percent Recovery
CFL	Contains Free Liquid
CFU	Colony Forming Unit
CNF	Contains No Free Liquid
DER	Duplicate Error Ratio (normalized absolute difference)
Dil Fac	Dilution Factor
DL	Detection Limit (DoD/DOE)
DL, RA, RE, IN	Indicates a Dilution, Re-analysis, Re-extraction, or additional Initial metals/anion analysis of the sample
DLC	Decision Level Concentration (Radiochemistry)
EDL	Estimated Detection Limit (Dioxin)
LOD	Limit of Detection (DoD/DOE)
LOQ	Limit of Quantitation (DoD/DOE)
MCL	EPA recommended "Maximum Contaminant Level"
MDA	Minimum Detectable Activity (Radiochemistry)
MDC	Minimum Detectable Concentration (Radiochemistry)
MDL	Method Detection Limit
ML	Minimum Level (Dioxin)
MPN	Most Probable Number
MQL	Method Quantitation Limit
NC	Not Calculated
ND	Not Detected at the reporting limit (or MDL or EDL if shown)
NEG	Negative / Absent
POS	Positive / Present
PQL	Practical Quantitation Limit
PRES	Presumptive
QC	Quality Control
RER	Relative Error Ratio (Radiochemistry)
RL	Reporting Limit or Requested Limit (Radiochemistry)
RPD	Relative Percent Difference, a measure of the relative difference between two points
TEF	Toxicity Equivalent Factor (Dioxin)
TEQ	Toxicity Equivalent Quotient (Dioxin)
TNTC	Too Numerous To Count

Case Narrative

Client: Groundwater & Environmental Services Inc
Project/Site: Carroll Monrovia

Job ID: 410-152779-1

Job ID: 410-152779-1

Laboratory: Eurofins Lancaster Laboratories Environment Testing, LLC

Narrative

Job Narrative 410-152779-1

Analytical test results meet all requirements of the associated regulatory program listed on the Accreditation/Certification Summary Page unless otherwise noted under the individual analysis. Data qualifiers are applied to indicate exceptions. Noncompliant quality control (QC) is further explained in narrative comments.

Matrix QC may not be reported if insufficient sample or site-specific QC samples were not submitted. In these situations, to demonstrate precision and accuracy at a batch level, a LCS/LCSD may be performed, unless otherwise specified in the method. Surrogate and/or isotope dilution analyte recoveries (if applicable) which are outside of the QC window are confirmed unless attributed to a dilution or otherwise noted in the narrative.

Regulated compliance samples (e.g. SDWA, NPDES) must comply with the associated agency requirements/permits.

Receipt

The samples were received on 11/29/2023 4:25 PM. Unless otherwise noted below, the samples arrived in good condition, and, where required, properly preserved and on ice. The temperature of the cooler at receipt time was 2.6°C

Receipt Exceptions

A trip blank was not submitted for analysis with this sample shipment; and was not listed on the Chain of Custody (COC).

GC/MS VOA

Method 8260C_LL: The preservative used in the sample containers provided is not compatible with the Method 8260 analytes requested. The following samples were received preserved with hydrochloric acid: MW-5 (410-152779-1), MW-1 (410-152779-2), MW-13 (410-152779-3) and MW-17 (410-152779-4). The requested target analyte list includes Acrylonitrile, acid-labile compounds that degrade in an acidic medium.

Method 8260C_LL: The continuing calibration verification (CCV) associated with batch 410-450416 recovered above the upper control limit for Bromoform and Acrylonitrile. Non-detections of the affected analytes are reported. Any detections are considered estimated.

Method 8260C_LL: The preservative used in the sample containers provided is not compatible with the Method 8260 analytes requested. The following sample was received preserved with hydrochloric acid: MW-1 (410-152779-2). The requested target analyte list includes Acrylonitrile, acid-labile compounds that degrade in an acidic medium.

No additional analytical or quality issues were noted, other than those described above or in the Definitions/ Glossary page.

Detection Summary

Client: Groundwater & Environmental Services Inc
Project/Site: Carroll Monrovia

Job ID: 410-152779-1

Client Sample ID: MW-5

Lab Sample ID: 410-152779-1

Analyte	Result	Qualifier	RL	MDL	Unit	Dil Fac	D	Method	Prep Type
Chloroform	0.11	J	0.50	0.090	ug/L	1		8260C LL	Total/NA

Client Sample ID: MW-1

Lab Sample ID: 410-152779-2

Analyte	Result	Qualifier	RL	MDL	Unit	Dil Fac	D	Method	Prep Type
Methyl tertiary butyl ether	0.96		0.50	0.080	ug/L	1		8260C LL	Total/NA
Chloroform	0.20	J	0.50	0.090	ug/L	1		8260C LL	Total/NA

Client Sample ID: MW-13

Lab Sample ID: 410-152779-3

Analyte	Result	Qualifier	RL	MDL	Unit	Dil Fac	D	Method	Prep Type
Methyl tertiary butyl ether	0.39	J	0.50	0.080	ug/L	1		8260C LL	Total/NA
Chloroform	0.12	J	0.50	0.090	ug/L	1		8260C LL	Total/NA

Client Sample ID: MW-17

Lab Sample ID: 410-152779-4

Analyte	Result	Qualifier	RL	MDL	Unit	Dil Fac	D	Method	Prep Type
Methyl tertiary butyl ether	0.28	J	0.50	0.080	ug/L	1		8260C LL	Total/NA
Chloroform	0.27	J	0.50	0.090	ug/L	1		8260C LL	Total/NA
Chloromethane	0.13	J	0.50	0.10	ug/L	1		8260C LL	Total/NA
di-Isopropyl ether	0.22	J	0.50	0.10	ug/L	1		8260C LL	Total/NA

This Detection Summary does not include radiochemical test results.

Euofins Lancaster Laboratories Environment Testing, LLC

Client Sample Results

Client: Groundwater & Environmental Services Inc
 Project/Site: Carroll Monrovia

Job ID: 410-152779-1

Client Sample ID: MW-5

Lab Sample ID: 410-152779-1

Date Collected: 11/28/23 10:35

Matrix: Water

Date Received: 11/29/23 16:25

Method: SW846 8260C LL - Volatile Organic Compounds by GC/MS

Analyte	Result	Qualifier	RL	MDL	Unit	D	Prepared	Analyzed	Dil Fac
1,1,1,2-Tetrachloroethane	ND		0.50	0.070	ug/L			12/04/23 16:16	1
cis-1,3-Dichloropropene	ND		0.50	0.10	ug/L			12/04/23 16:16	1
trans-1,3-Dichloropropene	ND		0.50	0.080	ug/L			12/04/23 16:16	1
Ethylbenzene	ND		0.50	0.080	ug/L			12/04/23 16:16	1
Styrene	ND		0.50	0.070	ug/L			12/04/23 16:16	1
1,4-Dichlorobenzene	ND		0.50	0.070	ug/L			12/04/23 16:16	1
1,2-Dibromoethane	ND		0.50	0.080	ug/L			12/04/23 16:16	1
1,1-Dichloropropene	ND		0.50	0.10	ug/L			12/04/23 16:16	1
1,2-Dichloroethane	ND		0.50	0.070	ug/L			12/04/23 16:16	1
1,2,3-Trichlorobenzene	ND		0.50	0.070	ug/L			12/04/23 16:16	1
1,2,3-Trichloropropane	ND		1.0	0.10	ug/L			12/04/23 16:16	1
Toluene	ND		0.50	0.080	ug/L			12/04/23 16:16	1
Chlorobenzene	ND		0.50	0.070	ug/L			12/04/23 16:16	1
1,2,4-Trimethylbenzene	ND		0.50	0.080	ug/L			12/04/23 16:16	1
1,2,4-Trichlorobenzene	ND		0.50	0.070	ug/L			12/04/23 16:16	1
Dibromochloromethane	ND		0.50	0.080	ug/L			12/04/23 16:16	1
Xylenes, Total	ND		1.0	0.070	ug/L			12/04/23 16:16	1
Tetrachloroethene	ND		0.50	0.20	ug/L			12/04/23 16:16	1
cis-1,2-Dichloroethene	ND		0.50	0.080	ug/L			12/04/23 16:16	1
trans-1,2-Dichloroethene	ND		0.50	0.10	ug/L			12/04/23 16:16	1
Methyl tertiary butyl ether	ND		0.50	0.080	ug/L			12/04/23 16:16	1
1,3,5-Trimethylbenzene	ND		0.50	0.080	ug/L			12/04/23 16:16	1
1,3-Dichlorobenzene	ND		0.50	0.070	ug/L			12/04/23 16:16	1
1,3-Dichloropropane	ND		0.50	0.080	ug/L			12/04/23 16:16	1
Chloroform	0.11	J	0.50	0.090	ug/L			12/04/23 16:16	1
Benzene	ND		0.50	0.10	ug/L			12/04/23 16:16	1
1,1,1-Trichloroethane	ND		0.50	0.080	ug/L			12/04/23 16:16	1
Bromomethane	ND		0.50	0.10	ug/L			12/04/23 16:16	1
Chloromethane	ND		0.50	0.10	ug/L			12/04/23 16:16	1
Chloroethane	ND		0.50	0.10	ug/L			12/04/23 16:16	1
2,2-Dichloropropane	ND		0.50	0.10	ug/L			12/04/23 16:16	1
Vinyl chloride	ND		0.50	0.10	ug/L			12/04/23 16:16	1
Methylene Chloride	ND		0.50	0.20	ug/L			12/04/23 16:16	1
Carbon disulfide	ND		1.0	0.10	ug/L			12/04/23 16:16	1
Bromoform	ND		1.0	0.30	ug/L			12/04/23 16:16	1
Bromodichloromethane	ND		0.50	0.080	ug/L			12/04/23 16:16	1
1,1-Dichloroethane	ND		0.50	0.10	ug/L			12/04/23 16:16	1
2-Chlorotoluene	ND		0.50	0.080	ug/L			12/04/23 16:16	1
1,1-Dichloroethene	ND		0.50	0.10	ug/L			12/04/23 16:16	1
Trichlorofluoromethane	ND		0.50	0.10	ug/L			12/04/23 16:16	1
4-Chlorotoluene	ND		0.50	0.080	ug/L			12/04/23 16:16	1
Dichlorodifluoromethane	ND		0.50	0.10	ug/L			12/04/23 16:16	1
1,2-Dichloropropane	ND		0.50	0.10	ug/L			12/04/23 16:16	1
1,1,2-Trichloroethane	ND		0.50	0.080	ug/L			12/04/23 16:16	1
Acrylonitrile	ND	cn	5.0	0.40	ug/L			12/04/23 16:16	1
Trichloroethene	ND		0.50	0.080	ug/L			12/04/23 16:16	1
1,1,2,2-Tetrachloroethane	ND		0.50	0.10	ug/L			12/04/23 16:16	1
1,2-Dichlorobenzene	ND		0.50	0.070	ug/L			12/04/23 16:16	1
1,2-Dibromo-3-Chloropropane	ND		0.50	0.10	ug/L			12/04/23 16:16	1

Client Sample Results

Client: Groundwater & Environmental Services Inc
 Project/Site: Carroll Monrovia

Job ID: 410-152779-1

Client Sample ID: MW-5

Lab Sample ID: 410-152779-1

Date Collected: 11/28/23 10:35

Matrix: Water

Date Received: 11/29/23 16:25

Method: SW846 8260C LL - Volatile Organic Compounds by GC/MS (Continued)

Analyte	Result	Qualifier	RL	MDL	Unit	D	Prepared	Analyzed	Dil Fac
Bromobenzene	ND		0.50	0.080	ug/L			12/04/23 16:16	1
Bromochloromethane	ND		0.50	0.080	ug/L			12/04/23 16:16	1
Isopropylbenzene	ND		0.50	0.080	ug/L			12/04/23 16:16	1
Dibromomethane	ND		0.50	0.080	ug/L			12/04/23 16:16	1
di-Isopropyl ether	ND		0.50	0.10	ug/L			12/04/23 16:16	1
Ethyl t-butyl ether	ND		0.50	0.080	ug/L			12/04/23 16:16	1
Hexachlorobutadiene	ND		0.50	0.080	ug/L			12/04/23 16:16	1
Naphthalene	ND		0.50	0.080	ug/L			12/04/23 16:16	1
n-Butylbenzene	ND		0.50	0.080	ug/L			12/04/23 16:16	1
N-Propylbenzene	ND		0.50	0.10	ug/L			12/04/23 16:16	1
p-Isopropyltoluene	ND		0.50	0.080	ug/L			12/04/23 16:16	1
sec-Butylbenzene	ND		0.50	0.10	ug/L			12/04/23 16:16	1
t-Amyl methyl ether	ND		0.50	0.20	ug/L			12/04/23 16:16	1
t-Butyl alcohol	ND		10	3.0	ug/L			12/04/23 16:16	1
tert-Butylbenzene	ND		0.50	0.080	ug/L			12/04/23 16:16	1
trans-1,4-Dichloro-2-butene	ND		5.0	2.0	ug/L			12/04/23 16:16	1

Surrogate	%Recovery	Qualifier	Limits	Prepared	Analyzed	Dil Fac
1,2-Dichloroethane-d4 (Surr)	100		80 - 120		12/04/23 16:16	1
Dibromofluoromethane (Surr)	99		80 - 120		12/04/23 16:16	1
4-Bromofluorobenzene (Surr)	90		80 - 120		12/04/23 16:16	1
Toluene-d8 (Surr)	96		80 - 120		12/04/23 16:16	1

Client Sample Results

Client: Groundwater & Environmental Services Inc
Project/Site: Carroll Monrovia

Job ID: 410-152779-1

Client Sample ID: MW-1

Lab Sample ID: 410-152779-2

Date Collected: 11/28/23 11:40

Matrix: Water

Date Received: 11/29/23 16:25

Method: SW846 8260C LL - Volatile Organic Compounds by GC/MS

Analyte	Result	Qualifier	RL	MDL	Unit	D	Prepared	Analyzed	Dil Fac
1,1,1,2-Tetrachloroethane	ND		0.50	0.070	ug/L			12/06/23 01:28	1
cis-1,3-Dichloropropene	ND		0.50	0.10	ug/L			12/06/23 01:28	1
trans-1,3-Dichloropropene	ND		0.50	0.080	ug/L			12/06/23 01:28	1
Ethylbenzene	ND		0.50	0.080	ug/L			12/06/23 01:28	1
Styrene	ND		0.50	0.070	ug/L			12/06/23 01:28	1
1,4-Dichlorobenzene	ND		0.50	0.070	ug/L			12/06/23 01:28	1
1,2-Dibromoethane	ND		0.50	0.080	ug/L			12/06/23 01:28	1
1,1-Dichloropropene	ND		0.50	0.10	ug/L			12/06/23 01:28	1
1,2-Dichloroethane	ND		0.50	0.070	ug/L			12/06/23 01:28	1
1,2,3-Trichlorobenzene	ND		0.50	0.070	ug/L			12/06/23 01:28	1
1,2,3-Trichloropropane	ND		1.0	0.10	ug/L			12/06/23 01:28	1
Toluene	ND		0.50	0.080	ug/L			12/06/23 01:28	1
Chlorobenzene	ND		0.50	0.070	ug/L			12/06/23 01:28	1
1,2,4-Trimethylbenzene	ND		0.50	0.080	ug/L			12/06/23 01:28	1
1,2,4-Trichlorobenzene	ND		0.50	0.070	ug/L			12/06/23 01:28	1
Dibromochloromethane	ND		0.50	0.080	ug/L			12/06/23 01:28	1
Xylenes, Total	ND		1.0	0.070	ug/L			12/06/23 01:28	1
Tetrachloroethene	ND		0.50	0.20	ug/L			12/06/23 01:28	1
cis-1,2-Dichloroethene	ND		0.50	0.080	ug/L			12/06/23 01:28	1
trans-1,2-Dichloroethene	ND		0.50	0.10	ug/L			12/06/23 01:28	1
Methyl tertiary butyl ether	0.96		0.50	0.080	ug/L			12/06/23 01:28	1
1,3,5-Trimethylbenzene	ND		0.50	0.080	ug/L			12/06/23 01:28	1
1,3-Dichlorobenzene	ND		0.50	0.070	ug/L			12/06/23 01:28	1
1,3-Dichloropropane	ND		0.50	0.080	ug/L			12/06/23 01:28	1
Chloroform	0.20	J	0.50	0.090	ug/L			12/06/23 01:28	1
Benzene	ND		0.50	0.10	ug/L			12/06/23 01:28	1
1,1,1-Trichloroethane	ND		0.50	0.080	ug/L			12/06/23 01:28	1
Bromomethane	ND		0.50	0.10	ug/L			12/06/23 01:28	1
Chloromethane	ND		0.50	0.10	ug/L			12/06/23 01:28	1
Chloroethane	ND		0.50	0.10	ug/L			12/06/23 01:28	1
2,2-Dichloropropane	ND		0.50	0.10	ug/L			12/06/23 01:28	1
Vinyl chloride	ND		0.50	0.10	ug/L			12/06/23 01:28	1
Methylene Chloride	ND		0.50	0.20	ug/L			12/06/23 01:28	1
Carbon disulfide	ND		1.0	0.10	ug/L			12/06/23 01:28	1
Bromoform	ND	cn	1.0	0.30	ug/L			12/06/23 01:28	1
Bromodichloromethane	ND		0.50	0.080	ug/L			12/06/23 01:28	1
1,1-Dichloroethane	ND		0.50	0.10	ug/L			12/06/23 01:28	1
2-Chlorotoluene	ND		0.50	0.080	ug/L			12/06/23 01:28	1
1,1-Dichloroethene	ND		0.50	0.10	ug/L			12/06/23 01:28	1
Trichlorofluoromethane	ND		0.50	0.10	ug/L			12/06/23 01:28	1
4-Chlorotoluene	ND		0.50	0.080	ug/L			12/06/23 01:28	1
Dichlorodifluoromethane	ND		0.50	0.10	ug/L			12/06/23 01:28	1
1,2-Dichloropropane	ND		0.50	0.10	ug/L			12/06/23 01:28	1
1,1,2-Trichloroethane	ND		0.50	0.080	ug/L			12/06/23 01:28	1
Acrylonitrile	ND	cn	5.0	0.40	ug/L			12/06/23 01:28	1
Trichloroethene	ND		0.50	0.080	ug/L			12/06/23 01:28	1
1,1,2,2-Tetrachloroethane	ND		0.50	0.10	ug/L			12/06/23 01:28	1
1,2-Dichlorobenzene	ND		0.50	0.070	ug/L			12/06/23 01:28	1
1,2-Dibromo-3-Chloropropane	ND		0.50	0.10	ug/L			12/06/23 01:28	1

Client Sample Results

Client: Groundwater & Environmental Services Inc
 Project/Site: Carroll Monrovia

Job ID: 410-152779-1

Client Sample ID: MW-1

Lab Sample ID: 410-152779-2

Date Collected: 11/28/23 11:40

Matrix: Water

Date Received: 11/29/23 16:25

Method: SW846 8260C LL - Volatile Organic Compounds by GC/MS (Continued)

Analyte	Result	Qualifier	RL	MDL	Unit	D	Prepared	Analyzed	Dil Fac
Bromobenzene	ND		0.50	0.080	ug/L			12/06/23 01:28	1
Bromochloromethane	ND		0.50	0.080	ug/L			12/06/23 01:28	1
Isopropylbenzene	ND		0.50	0.080	ug/L			12/06/23 01:28	1
Dibromomethane	ND		0.50	0.080	ug/L			12/06/23 01:28	1
di-Isopropyl ether	ND		0.50	0.10	ug/L			12/06/23 01:28	1
Ethyl t-butyl ether	ND		0.50	0.080	ug/L			12/06/23 01:28	1
Hexachlorobutadiene	ND		0.50	0.080	ug/L			12/06/23 01:28	1
Naphthalene	ND		0.50	0.080	ug/L			12/06/23 01:28	1
n-Butylbenzene	ND		0.50	0.080	ug/L			12/06/23 01:28	1
N-Propylbenzene	ND		0.50	0.10	ug/L			12/06/23 01:28	1
p-Isopropyltoluene	ND		0.50	0.080	ug/L			12/06/23 01:28	1
sec-Butylbenzene	ND		0.50	0.10	ug/L			12/06/23 01:28	1
t-Amyl methyl ether	ND		0.50	0.20	ug/L			12/06/23 01:28	1
t-Butyl alcohol	ND		10	3.0	ug/L			12/06/23 01:28	1
tert-Butylbenzene	ND		0.50	0.080	ug/L			12/06/23 01:28	1
trans-1,4-Dichloro-2-butene	ND		5.0	2.0	ug/L			12/06/23 01:28	1
Surrogate	%Recovery	Qualifier	Limits				Prepared	Analyzed	Dil Fac
1,2-Dichloroethane-d4 (Surr)	97		80 - 120					12/06/23 01:28	1
Dibromofluoromethane (Surr)	99		80 - 120					12/06/23 01:28	1
4-Bromofluorobenzene (Surr)	100		80 - 120					12/06/23 01:28	1
Toluene-d8 (Surr)	91		80 - 120					12/06/23 01:28	1

Client Sample Results

Client: Groundwater & Environmental Services Inc
 Project/Site: Carroll Monrovia

Job ID: 410-152779-1

Client Sample ID: MW-13

Lab Sample ID: 410-152779-3

Date Collected: 11/28/23 12:30

Matrix: Water

Date Received: 11/29/23 16:25

Method: SW846 8260C LL - Volatile Organic Compounds by GC/MS

Analyte	Result	Qualifier	RL	MDL	Unit	D	Prepared	Analyzed	Dil Fac
1,1,1,2-Tetrachloroethane	ND		0.50	0.070	ug/L			12/04/23 16:58	1
cis-1,3-Dichloropropene	ND		0.50	0.10	ug/L			12/04/23 16:58	1
trans-1,3-Dichloropropene	ND		0.50	0.080	ug/L			12/04/23 16:58	1
Ethylbenzene	ND		0.50	0.080	ug/L			12/04/23 16:58	1
Styrene	ND		0.50	0.070	ug/L			12/04/23 16:58	1
1,4-Dichlorobenzene	ND		0.50	0.070	ug/L			12/04/23 16:58	1
1,2-Dibromoethane	ND		0.50	0.080	ug/L			12/04/23 16:58	1
1,1-Dichloropropene	ND		0.50	0.10	ug/L			12/04/23 16:58	1
1,2-Dichloroethane	ND		0.50	0.070	ug/L			12/04/23 16:58	1
1,2,3-Trichlorobenzene	ND		0.50	0.070	ug/L			12/04/23 16:58	1
1,2,3-Trichloropropane	ND		1.0	0.10	ug/L			12/04/23 16:58	1
Toluene	ND		0.50	0.080	ug/L			12/04/23 16:58	1
Chlorobenzene	ND		0.50	0.070	ug/L			12/04/23 16:58	1
1,2,4-Trimethylbenzene	ND		0.50	0.080	ug/L			12/04/23 16:58	1
1,2,4-Trichlorobenzene	ND		0.50	0.070	ug/L			12/04/23 16:58	1
Dibromochloromethane	ND		0.50	0.080	ug/L			12/04/23 16:58	1
Xylenes, Total	ND		1.0	0.070	ug/L			12/04/23 16:58	1
Tetrachloroethene	ND		0.50	0.20	ug/L			12/04/23 16:58	1
cis-1,2-Dichloroethene	ND		0.50	0.080	ug/L			12/04/23 16:58	1
trans-1,2-Dichloroethene	ND		0.50	0.10	ug/L			12/04/23 16:58	1
Methyl tertiary butyl ether	0.39	J	0.50	0.080	ug/L			12/04/23 16:58	1
1,3,5-Trimethylbenzene	ND		0.50	0.080	ug/L			12/04/23 16:58	1
1,3-Dichlorobenzene	ND		0.50	0.070	ug/L			12/04/23 16:58	1
1,3-Dichloropropane	ND		0.50	0.080	ug/L			12/04/23 16:58	1
Chloroform	0.12	J	0.50	0.090	ug/L			12/04/23 16:58	1
Benzene	ND		0.50	0.10	ug/L			12/04/23 16:58	1
1,1,1-Trichloroethane	ND		0.50	0.080	ug/L			12/04/23 16:58	1
Bromomethane	ND		0.50	0.10	ug/L			12/04/23 16:58	1
Chloromethane	ND		0.50	0.10	ug/L			12/04/23 16:58	1
Chloroethane	ND		0.50	0.10	ug/L			12/04/23 16:58	1
2,2-Dichloropropane	ND		0.50	0.10	ug/L			12/04/23 16:58	1
Vinyl chloride	ND		0.50	0.10	ug/L			12/04/23 16:58	1
Methylene Chloride	ND		0.50	0.20	ug/L			12/04/23 16:58	1
Carbon disulfide	ND		1.0	0.10	ug/L			12/04/23 16:58	1
Bromoform	ND		1.0	0.30	ug/L			12/04/23 16:58	1
Bromodichloromethane	ND		0.50	0.080	ug/L			12/04/23 16:58	1
1,1-Dichloroethane	ND		0.50	0.10	ug/L			12/04/23 16:58	1
2-Chlorotoluene	ND		0.50	0.080	ug/L			12/04/23 16:58	1
1,1-Dichloroethene	ND		0.50	0.10	ug/L			12/04/23 16:58	1
Trichlorofluoromethane	ND		0.50	0.10	ug/L			12/04/23 16:58	1
4-Chlorotoluene	ND		0.50	0.080	ug/L			12/04/23 16:58	1
Dichlorodifluoromethane	ND		0.50	0.10	ug/L			12/04/23 16:58	1
1,2-Dichloropropane	ND		0.50	0.10	ug/L			12/04/23 16:58	1
1,1,2-Trichloroethane	ND		0.50	0.080	ug/L			12/04/23 16:58	1
Acrylonitrile	ND	cn	5.0	0.40	ug/L			12/04/23 16:58	1
Trichloroethene	ND		0.50	0.080	ug/L			12/04/23 16:58	1
1,1,2,2-Tetrachloroethane	ND		0.50	0.10	ug/L			12/04/23 16:58	1
1,2-Dichlorobenzene	ND		0.50	0.070	ug/L			12/04/23 16:58	1
1,2-Dibromo-3-Chloropropane	ND		0.50	0.10	ug/L			12/04/23 16:58	1

Client Sample Results

Client: Groundwater & Environmental Services Inc
 Project/Site: Carroll Monrovia

Job ID: 410-152779-1

Client Sample ID: MW-13

Lab Sample ID: 410-152779-3

Date Collected: 11/28/23 12:30

Matrix: Water

Date Received: 11/29/23 16:25

Method: SW846 8260C LL - Volatile Organic Compounds by GC/MS (Continued)

Analyte	Result	Qualifier	RL	MDL	Unit	D	Prepared	Analyzed	Dil Fac
Bromobenzene	ND		0.50	0.080	ug/L			12/04/23 16:58	1
Bromochloromethane	ND		0.50	0.080	ug/L			12/04/23 16:58	1
Isopropylbenzene	ND		0.50	0.080	ug/L			12/04/23 16:58	1
Dibromomethane	ND		0.50	0.080	ug/L			12/04/23 16:58	1
di-Isopropyl ether	ND		0.50	0.10	ug/L			12/04/23 16:58	1
Ethyl t-butyl ether	ND		0.50	0.080	ug/L			12/04/23 16:58	1
Hexachlorobutadiene	ND		0.50	0.080	ug/L			12/04/23 16:58	1
Naphthalene	ND		0.50	0.080	ug/L			12/04/23 16:58	1
n-Butylbenzene	ND		0.50	0.080	ug/L			12/04/23 16:58	1
N-Propylbenzene	ND		0.50	0.10	ug/L			12/04/23 16:58	1
p-Isopropyltoluene	ND		0.50	0.080	ug/L			12/04/23 16:58	1
sec-Butylbenzene	ND		0.50	0.10	ug/L			12/04/23 16:58	1
t-Amyl methyl ether	ND		0.50	0.20	ug/L			12/04/23 16:58	1
t-Butyl alcohol	ND		10	3.0	ug/L			12/04/23 16:58	1
tert-Butylbenzene	ND		0.50	0.080	ug/L			12/04/23 16:58	1
trans-1,4-Dichloro-2-butene	ND		5.0	2.0	ug/L			12/04/23 16:58	1

Surrogate	%Recovery	Qualifier	Limits	Prepared	Analyzed	Dil Fac
1,2-Dichloroethane-d4 (Surr)	100		80 - 120		12/04/23 16:58	1
Dibromofluoromethane (Surr)	98		80 - 120		12/04/23 16:58	1
4-Bromofluorobenzene (Surr)	90		80 - 120		12/04/23 16:58	1
Toluene-d8 (Surr)	96		80 - 120		12/04/23 16:58	1

Client Sample Results

Client: Groundwater & Environmental Services Inc
Project/Site: Carroll Monrovia

Job ID: 410-152779-1

Client Sample ID: MW-17

Lab Sample ID: 410-152779-4

Date Collected: 11/28/23 13:30

Matrix: Water

Date Received: 11/29/23 16:25

Method: SW846 8260C LL - Volatile Organic Compounds by GC/MS

Analyte	Result	Qualifier	RL	MDL	Unit	D	Prepared	Analyzed	Dil Fac
1,1,1,2-Tetrachloroethane	ND		0.50	0.070	ug/L			12/04/23 17:19	1
cis-1,3-Dichloropropene	ND		0.50	0.10	ug/L			12/04/23 17:19	1
trans-1,3-Dichloropropene	ND		0.50	0.080	ug/L			12/04/23 17:19	1
Ethylbenzene	ND		0.50	0.080	ug/L			12/04/23 17:19	1
Styrene	ND		0.50	0.070	ug/L			12/04/23 17:19	1
1,4-Dichlorobenzene	ND		0.50	0.070	ug/L			12/04/23 17:19	1
1,2-Dibromoethane	ND		0.50	0.080	ug/L			12/04/23 17:19	1
1,1-Dichloropropene	ND		0.50	0.10	ug/L			12/04/23 17:19	1
1,2-Dichloroethane	ND		0.50	0.070	ug/L			12/04/23 17:19	1
1,2,3-Trichlorobenzene	ND		0.50	0.070	ug/L			12/04/23 17:19	1
1,2,3-Trichloropropane	ND		1.0	0.10	ug/L			12/04/23 17:19	1
Toluene	ND		0.50	0.080	ug/L			12/04/23 17:19	1
Chlorobenzene	ND		0.50	0.070	ug/L			12/04/23 17:19	1
1,2,4-Trimethylbenzene	ND		0.50	0.080	ug/L			12/04/23 17:19	1
1,2,4-Trichlorobenzene	ND		0.50	0.070	ug/L			12/04/23 17:19	1
Dibromochloromethane	ND		0.50	0.080	ug/L			12/04/23 17:19	1
Xylenes, Total	ND		1.0	0.070	ug/L			12/04/23 17:19	1
Tetrachloroethene	ND		0.50	0.20	ug/L			12/04/23 17:19	1
cis-1,2-Dichloroethene	ND		0.50	0.080	ug/L			12/04/23 17:19	1
trans-1,2-Dichloroethene	ND		0.50	0.10	ug/L			12/04/23 17:19	1
Methyl tertiary butyl ether	0.28	J	0.50	0.080	ug/L			12/04/23 17:19	1
1,3,5-Trimethylbenzene	ND		0.50	0.080	ug/L			12/04/23 17:19	1
1,3-Dichlorobenzene	ND		0.50	0.070	ug/L			12/04/23 17:19	1
1,3-Dichloropropane	ND		0.50	0.080	ug/L			12/04/23 17:19	1
Chloroform	0.27	J	0.50	0.090	ug/L			12/04/23 17:19	1
Benzene	ND		0.50	0.10	ug/L			12/04/23 17:19	1
1,1,1-Trichloroethane	ND		0.50	0.080	ug/L			12/04/23 17:19	1
Bromomethane	ND		0.50	0.10	ug/L			12/04/23 17:19	1
Chloromethane	0.13	J	0.50	0.10	ug/L			12/04/23 17:19	1
Chloroethane	ND		0.50	0.10	ug/L			12/04/23 17:19	1
2,2-Dichloropropane	ND		0.50	0.10	ug/L			12/04/23 17:19	1
Vinyl chloride	ND		0.50	0.10	ug/L			12/04/23 17:19	1
Methylene Chloride	ND		0.50	0.20	ug/L			12/04/23 17:19	1
Carbon disulfide	ND		1.0	0.10	ug/L			12/04/23 17:19	1
Bromoform	ND		1.0	0.30	ug/L			12/04/23 17:19	1
Bromodichloromethane	ND		0.50	0.080	ug/L			12/04/23 17:19	1
1,1-Dichloroethane	ND		0.50	0.10	ug/L			12/04/23 17:19	1
2-Chlorotoluene	ND		0.50	0.080	ug/L			12/04/23 17:19	1
1,1-Dichloroethene	ND		0.50	0.10	ug/L			12/04/23 17:19	1
Trichlorofluoromethane	ND		0.50	0.10	ug/L			12/04/23 17:19	1
4-Chlorotoluene	ND		0.50	0.080	ug/L			12/04/23 17:19	1
Dichlorodifluoromethane	ND		0.50	0.10	ug/L			12/04/23 17:19	1
1,2-Dichloropropane	ND		0.50	0.10	ug/L			12/04/23 17:19	1
1,1,2-Trichloroethane	ND		0.50	0.080	ug/L			12/04/23 17:19	1
Acrylonitrile	ND	cn	5.0	0.40	ug/L			12/04/23 17:19	1
Trichloroethene	ND		0.50	0.080	ug/L			12/04/23 17:19	1
1,1,2,2-Tetrachloroethane	ND		0.50	0.10	ug/L			12/04/23 17:19	1
1,2-Dichlorobenzene	ND		0.50	0.070	ug/L			12/04/23 17:19	1
1,2-Dibromo-3-Chloropropane	ND		0.50	0.10	ug/L			12/04/23 17:19	1

Client Sample Results

Client: Groundwater & Environmental Services Inc
 Project/Site: Carroll Monrovia

Job ID: 410-152779-1

Client Sample ID: MW-17

Lab Sample ID: 410-152779-4

Date Collected: 11/28/23 13:30

Matrix: Water

Date Received: 11/29/23 16:25

Method: SW846 8260C LL - Volatile Organic Compounds by GC/MS (Continued)

Analyte	Result	Qualifier	RL	MDL	Unit	D	Prepared	Analyzed	Dil Fac
Bromobenzene	ND		0.50	0.080	ug/L			12/04/23 17:19	1
Bromochloromethane	ND		0.50	0.080	ug/L			12/04/23 17:19	1
Isopropylbenzene	ND		0.50	0.080	ug/L			12/04/23 17:19	1
Dibromomethane	ND		0.50	0.080	ug/L			12/04/23 17:19	1
di-Isopropyl ether	0.22	J	0.50	0.10	ug/L			12/04/23 17:19	1
Ethyl t-butyl ether	ND		0.50	0.080	ug/L			12/04/23 17:19	1
Hexachlorobutadiene	ND		0.50	0.080	ug/L			12/04/23 17:19	1
Naphthalene	ND		0.50	0.080	ug/L			12/04/23 17:19	1
n-Butylbenzene	ND		0.50	0.080	ug/L			12/04/23 17:19	1
N-Propylbenzene	ND		0.50	0.10	ug/L			12/04/23 17:19	1
p-Isopropyltoluene	ND		0.50	0.080	ug/L			12/04/23 17:19	1
sec-Butylbenzene	ND		0.50	0.10	ug/L			12/04/23 17:19	1
t-Amyl methyl ether	ND		0.50	0.20	ug/L			12/04/23 17:19	1
t-Butyl alcohol	ND		10	3.0	ug/L			12/04/23 17:19	1
tert-Butylbenzene	ND		0.50	0.080	ug/L			12/04/23 17:19	1
trans-1,4-Dichloro-2-butene	ND		5.0	2.0	ug/L			12/04/23 17:19	1

Surrogate	%Recovery	Qualifier	Limits	Prepared	Analyzed	Dil Fac
1,2-Dichloroethane-d4 (Surr)	99		80 - 120		12/04/23 17:19	1
Dibromofluoromethane (Surr)	99		80 - 120		12/04/23 17:19	1
4-Bromofluorobenzene (Surr)	88		80 - 120		12/04/23 17:19	1
Toluene-d8 (Surr)	94		80 - 120		12/04/23 17:19	1

Surrogate Summary

Client: Groundwater & Environmental Services Inc
 Project/Site: Carroll Monrovia

Job ID: 410-152779-1

Method: 8260C LL - Volatile Organic Compounds by GC/MS

Matrix: Water

Prep Type: Total/NA

Lab Sample ID	Client Sample ID	Percent Surrogate Recovery (Acceptance Limits)			
		DCA (80-120)	DBFM (80-120)	BFB (80-120)	TOL (80-120)
410-152779-1	MW-5	100	99	90	96
410-152779-2	MW-1	97	99	100	91
410-152779-3	MW-13	100	98	90	96
410-152779-4	MW-17	99	99	88	94
LCS 410-449761/4	Lab Control Sample	103	97	95	95
LCS 410-450416/5	Lab Control Sample	96	99	103	93
LCSD 410-450416/6	Lab Control Sample Dup	96	100	102	93
MB 410-449761/6	Method Blank	99	97	92	97
MB 410-450416/8	Method Blank	93	99	100	93

Surrogate Legend

- DCA = 1,2-Dichloroethane-d4 (Surr)
- DBFM = Dibromofluoromethane (Surr)
- BFB = 4-Bromofluorobenzene (Surr)
- TOL = Toluene-d8 (Surr)



QC Sample Results

Client: Groundwater & Environmental Services Inc
 Project/Site: Carroll Monrovia

Job ID: 410-152779-1

Method: 8260C LL - Volatile Organic Compounds by GC/MS

Lab Sample ID: MB 410-449761/6

Matrix: Water

Analysis Batch: 449761

Client Sample ID: Method Blank

Prep Type: Total/NA

Analyte	MB	MB	RL	MDL	Unit	D	Prepared	Analyzed	Dil Fac
	Result	Qualifier							
1,1,1,2-Tetrachloroethane	ND		0.50	0.070	ug/L			12/04/23 12:46	1
cis-1,3-Dichloropropene	ND		0.50	0.10	ug/L			12/04/23 12:46	1
trans-1,3-Dichloropropene	ND		0.50	0.080	ug/L			12/04/23 12:46	1
Ethylbenzene	ND		0.50	0.080	ug/L			12/04/23 12:46	1
Styrene	ND		0.50	0.070	ug/L			12/04/23 12:46	1
1,4-Dichlorobenzene	ND		0.50	0.070	ug/L			12/04/23 12:46	1
1,2-Dibromoethane	ND		0.50	0.080	ug/L			12/04/23 12:46	1
1,1-Dichloropropene	ND		0.50	0.10	ug/L			12/04/23 12:46	1
1,2-Dichloroethane	ND		0.50	0.070	ug/L			12/04/23 12:46	1
1,2,3-Trichlorobenzene	ND		0.50	0.070	ug/L			12/04/23 12:46	1
1,2,3-Trichloropropane	ND		1.0	0.10	ug/L			12/04/23 12:46	1
Toluene	ND		0.50	0.080	ug/L			12/04/23 12:46	1
Chlorobenzene	ND		0.50	0.070	ug/L			12/04/23 12:46	1
1,2,4-Trimethylbenzene	ND		0.50	0.080	ug/L			12/04/23 12:46	1
1,2,4-Trichlorobenzene	ND		0.50	0.070	ug/L			12/04/23 12:46	1
Dibromochloromethane	ND		0.50	0.080	ug/L			12/04/23 12:46	1
Xylenes, Total	ND		1.0	0.070	ug/L			12/04/23 12:46	1
Tetrachloroethene	ND		0.50	0.20	ug/L			12/04/23 12:46	1
cis-1,2-Dichloroethene	ND		0.50	0.080	ug/L			12/04/23 12:46	1
trans-1,2-Dichloroethene	ND		0.50	0.10	ug/L			12/04/23 12:46	1
Methyl tertiary butyl ether	ND		0.50	0.080	ug/L			12/04/23 12:46	1
1,3,5-Trimethylbenzene	ND		0.50	0.080	ug/L			12/04/23 12:46	1
1,3-Dichlorobenzene	ND		0.50	0.070	ug/L			12/04/23 12:46	1
1,3-Dichloropropane	ND		0.50	0.080	ug/L			12/04/23 12:46	1
Chloroform	ND		0.50	0.090	ug/L			12/04/23 12:46	1
Benzene	ND		0.50	0.10	ug/L			12/04/23 12:46	1
1,1,1-Trichloroethane	ND		0.50	0.080	ug/L			12/04/23 12:46	1
Bromomethane	ND		0.50	0.10	ug/L			12/04/23 12:46	1
Chloromethane	ND		0.50	0.10	ug/L			12/04/23 12:46	1
Chloroethane	ND		0.50	0.10	ug/L			12/04/23 12:46	1
2,2-Dichloropropane	ND		0.50	0.10	ug/L			12/04/23 12:46	1
Vinyl chloride	ND		0.50	0.10	ug/L			12/04/23 12:46	1
Methylene Chloride	ND		0.50	0.20	ug/L			12/04/23 12:46	1
Carbon disulfide	ND		1.0	0.10	ug/L			12/04/23 12:46	1
Bromoform	ND		1.0	0.30	ug/L			12/04/23 12:46	1
Bromodichloromethane	ND		0.50	0.080	ug/L			12/04/23 12:46	1
1,1-Dichloroethane	ND		0.50	0.10	ug/L			12/04/23 12:46	1
2-Chlorotoluene	ND		0.50	0.080	ug/L			12/04/23 12:46	1
1,1-Dichloroethene	ND		0.50	0.10	ug/L			12/04/23 12:46	1
Trichlorofluoromethane	ND		0.50	0.10	ug/L			12/04/23 12:46	1
4-Chlorotoluene	ND		0.50	0.080	ug/L			12/04/23 12:46	1
Dichlorodifluoromethane	ND		0.50	0.10	ug/L			12/04/23 12:46	1
1,2-Dichloropropane	ND		0.50	0.10	ug/L			12/04/23 12:46	1
1,1,2-Trichloroethane	ND		0.50	0.080	ug/L			12/04/23 12:46	1
Acrylonitrile	ND		5.0	0.40	ug/L			12/04/23 12:46	1
Trichloroethene	ND		0.50	0.080	ug/L			12/04/23 12:46	1
1,1,2,2-Tetrachloroethane	ND		0.50	0.10	ug/L			12/04/23 12:46	1
1,2-Dichlorobenzene	ND		0.50	0.070	ug/L			12/04/23 12:46	1

Eurofins Lancaster Laboratories Environment Testing, LLC

QC Sample Results

Client: Groundwater & Environmental Services Inc
Project/Site: Carroll Monrovia

Job ID: 410-152779-1

Method: 8260C LL - Volatile Organic Compounds by GC/MS (Continued)

Lab Sample ID: MB 410-449761/6

Matrix: Water

Analysis Batch: 449761

Client Sample ID: Method Blank

Prep Type: Total/NA

Analyte	MB	MB	RL	MDL	Unit	D	Prepared	Analyzed	Dil Fac
	Result	Qualifier							
1,2-Dibromo-3-Chloropropane	ND		0.50	0.10	ug/L			12/04/23 12:46	1
Bromobenzene	ND		0.50	0.080	ug/L			12/04/23 12:46	1
Bromochloromethane	ND		0.50	0.080	ug/L			12/04/23 12:46	1
Isopropylbenzene	ND		0.50	0.080	ug/L			12/04/23 12:46	1
Dibromomethane	ND		0.50	0.080	ug/L			12/04/23 12:46	1
di-Isopropyl ether	ND		0.50	0.10	ug/L			12/04/23 12:46	1
Ethyl t-butyl ether	ND		0.50	0.080	ug/L			12/04/23 12:46	1
Hexachlorobutadiene	ND		0.50	0.080	ug/L			12/04/23 12:46	1
Naphthalene	ND		0.50	0.080	ug/L			12/04/23 12:46	1
n-Butylbenzene	ND		0.50	0.080	ug/L			12/04/23 12:46	1
N-Propylbenzene	ND		0.50	0.10	ug/L			12/04/23 12:46	1
p-Isopropyltoluene	ND		0.50	0.080	ug/L			12/04/23 12:46	1
sec-Butylbenzene	ND		0.50	0.10	ug/L			12/04/23 12:46	1
t-Amyl methyl ether	ND		0.50	0.20	ug/L			12/04/23 12:46	1
t-Butyl alcohol	ND		10	3.0	ug/L			12/04/23 12:46	1
tert-Butylbenzene	ND		0.50	0.080	ug/L			12/04/23 12:46	1
trans-1,4-Dichloro-2-butene	ND		5.0	2.0	ug/L			12/04/23 12:46	1

Surrogate	MB	MB	Limits	Prepared	Analyzed	Dil Fac
	%Recovery	Qualifier				
1,2-Dichloroethane-d4 (Surr)	99		80 - 120		12/04/23 12:46	1
Dibromofluoromethane (Surr)	97		80 - 120		12/04/23 12:46	1
4-Bromofluorobenzene (Surr)	92		80 - 120		12/04/23 12:46	1
Toluene-d8 (Surr)	97		80 - 120		12/04/23 12:46	1

Lab Sample ID: LCS 410-449761/4

Matrix: Water

Analysis Batch: 449761

Client Sample ID: Lab Control Sample

Prep Type: Total/NA

Analyte	Spike Added	LCS Result	LCS Qualifier	Unit	D	%Rec	%Rec Limits
cis-1,3-Dichloropropene	5.00	4.86		ug/L		97	67 - 121
trans-1,3-Dichloropropene	5.00	5.08		ug/L		102	61 - 129
Ethylbenzene	5.00	5.08		ug/L		102	80 - 120
Styrene	5.00	4.96		ug/L		99	80 - 120
1,4-Dichlorobenzene	5.00	5.31		ug/L		106	80 - 120
1,2-Dibromoethane	5.00	5.34		ug/L		107	80 - 120
1,1-Dichloropropene	5.00	5.10		ug/L		102	74 - 120
1,2-Dichloroethane	5.00	5.06		ug/L		101	69 - 122
1,2,3-Trichlorobenzene	5.00	5.61		ug/L		112	68 - 125
1,2,3-Trichloropropane	5.00	5.34		ug/L		107	80 - 125
Toluene	5.00	5.02		ug/L		100	80 - 120
Chlorobenzene	5.00	5.19		ug/L		104	80 - 120
1,2,4-Trimethylbenzene	5.00	4.95		ug/L		99	80 - 120
1,2,4-Trichlorobenzene	5.00	5.49		ug/L		110	68 - 122
Dibromochloromethane	5.00	5.40		ug/L		108	64 - 138
Xylenes, Total	15.0	15.2		ug/L		101	80 - 120
Tetrachloroethene	5.00	5.34		ug/L		107	80 - 120
cis-1,2-Dichloroethene	5.00	5.12		ug/L		102	80 - 122

QC Sample Results

Client: Groundwater & Environmental Services Inc
 Project/Site: Carroll Monrovia

Job ID: 410-152779-1

Method: 8260C LL - Volatile Organic Compounds by GC/MS (Continued)

Lab Sample ID: LCS 410-449761/4

Matrix: Water

Analysis Batch: 449761

Client Sample ID: Lab Control Sample

Prep Type: Total/NA

Analyte	Spike Added	LCS Result	LCS Qualifier	Unit	D	%Rec	%Rec Limits
trans-1,2-Dichloroethene	5.00	5.15		ug/L		103	80 - 122
Methyl tertiary butyl ether	5.00	4.65		ug/L		93	69 - 120
1,3,5-Trimethylbenzene	5.00	4.95		ug/L		99	80 - 120
1,3-Dichlorobenzene	5.00	5.27		ug/L		105	80 - 120
1,3-Dichloropropane	5.00	5.35		ug/L		107	80 - 120
Chloroform	5.00	5.09		ug/L		102	80 - 120
Benzene	5.00	5.13		ug/L		103	80 - 120
1,1,1-Trichloroethane	5.00	4.97		ug/L		99	78 - 126
Bromomethane	5.00	5.42		ug/L		108	60 - 136
Chloromethane	5.00	5.09		ug/L		102	56 - 124
Chloroethane	5.00	5.79		ug/L		116	63 - 120
2,2-Dichloropropane	5.00	4.77		ug/L		95	61 - 141
Vinyl chloride	5.00	5.29		ug/L		106	60 - 125
Methylene Chloride	5.00	5.19		ug/L		104	80 - 120
Carbon disulfide	5.00	4.64		ug/L		93	67 - 130
Bromoform	5.00	5.16		ug/L		103	49 - 144
Bromodichloromethane	5.00	5.20		ug/L		104	73 - 124
1,1-Dichloroethane	5.00	5.29		ug/L		106	74 - 120
2-Chlorotoluene	5.00	4.98		ug/L		100	80 - 120
1,1-Dichloroethene	5.00	5.30		ug/L		106	80 - 131
Trichlorofluoromethane	5.00	6.17		ug/L		123	62 - 136
4-Chlorotoluene	5.00	5.21		ug/L		104	80 - 120
Dichlorodifluoromethane	5.00	5.00		ug/L		100	43 - 123
1,2-Dichloropropane	5.00	5.39		ug/L		108	80 - 120
1,1,2-Trichloroethane	5.00	5.34		ug/L		107	80 - 120
Acrylonitrile	25.0	32.0		ug/L		128	64 - 139
Trichloroethene	5.00	5.04		ug/L		101	80 - 120
1,1,1,2-Tetrachloroethane	5.00	5.21		ug/L		104	75 - 123
1,2-Dichlorobenzene	5.00	5.23		ug/L		105	80 - 120
1,2-Dibromo-3-Chloropropane	5.00	4.92		ug/L		98	56 - 148
Bromobenzene	5.00	5.23		ug/L		105	80 - 120
Bromochloromethane	5.00	5.48		ug/L		110	80 - 120
Isopropylbenzene	5.00	5.29		ug/L		106	80 - 120
Dibromomethane	5.00	5.42		ug/L		108	80 - 122
di-Isopropyl ether	5.00	4.93		ug/L		99	58 - 131
Ethyl t-butyl ether	5.00	4.71		ug/L		94	57 - 126
Hexachlorobutadiene	5.00	5.97		ug/L		119	72 - 132
Naphthalene	5.00	5.15		ug/L		103	64 - 122
n-Butylbenzene	5.00	5.26		ug/L		105	74 - 123
N-Propylbenzene	5.00	5.08		ug/L		102	74 - 122
p-Isopropyltoluene	5.00	5.10		ug/L		102	80 - 120
sec-Butylbenzene	5.00	5.08		ug/L		102	80 - 120
t-Amyl methyl ether	5.00	4.76		ug/L		95	65 - 125
t-Butyl alcohol	50.0	50.3		ug/L		101	62 - 138
tert-Butylbenzene	5.00	5.10		ug/L		102	79 - 120
trans-1,4-Dichloro-2-butene	25.0	26.6		ug/L		106	10 - 172

QC Sample Results

Client: Groundwater & Environmental Services Inc
 Project/Site: Carroll Monrovia

Job ID: 410-152779-1

Method: 8260C LL - Volatile Organic Compounds by GC/MS (Continued)

Lab Sample ID: LCS 410-449761/4
Matrix: Water
Analysis Batch: 449761

Client Sample ID: Lab Control Sample
Prep Type: Total/NA

Surrogate	LCS	LCS	Limits
	%Recovery	Qualifier	
1,2-Dichloroethane-d4 (Surr)	103		80 - 120
Dibromofluoromethane (Surr)	97		80 - 120
4-Bromofluorobenzene (Surr)	95		80 - 120
Toluene-d8 (Surr)	95		80 - 120

Lab Sample ID: MB 410-450416/8
Matrix: Water
Analysis Batch: 450416

Client Sample ID: Method Blank
Prep Type: Total/NA

Analyte	MB	MB	RL	MDL	Unit	D	Prepared	Analyzed	Dil Fac
	Result	Qualifier							
1,1,1,2-Tetrachloroethane	ND		0.50	0.070	ug/L			12/05/23 21:03	1
cis-1,3-Dichloropropene	ND		0.50	0.10	ug/L			12/05/23 21:03	1
trans-1,3-Dichloropropene	ND		0.50	0.080	ug/L			12/05/23 21:03	1
Ethylbenzene	ND		0.50	0.080	ug/L			12/05/23 21:03	1
Styrene	ND		0.50	0.070	ug/L			12/05/23 21:03	1
1,4-Dichlorobenzene	ND		0.50	0.070	ug/L			12/05/23 21:03	1
1,2-Dibromoethane	ND		0.50	0.080	ug/L			12/05/23 21:03	1
1,1-Dichloropropene	ND		0.50	0.10	ug/L			12/05/23 21:03	1
1,2-Dichloroethane	ND		0.50	0.070	ug/L			12/05/23 21:03	1
1,2,3-Trichlorobenzene	ND		0.50	0.070	ug/L			12/05/23 21:03	1
1,2,3-Trichloropropane	ND		1.0	0.10	ug/L			12/05/23 21:03	1
Toluene	ND		0.50	0.080	ug/L			12/05/23 21:03	1
Chlorobenzene	ND		0.50	0.070	ug/L			12/05/23 21:03	1
1,2,4-Trimethylbenzene	ND		0.50	0.080	ug/L			12/05/23 21:03	1
1,2,4-Trichlorobenzene	ND		0.50	0.070	ug/L			12/05/23 21:03	1
Dibromochloromethane	ND		0.50	0.080	ug/L			12/05/23 21:03	1
Xylenes, Total	ND		1.0	0.070	ug/L			12/05/23 21:03	1
Tetrachloroethene	ND		0.50	0.20	ug/L			12/05/23 21:03	1
cis-1,2-Dichloroethene	ND		0.50	0.080	ug/L			12/05/23 21:03	1
trans-1,2-Dichloroethene	ND		0.50	0.10	ug/L			12/05/23 21:03	1
Methyl tertiary butyl ether	ND		0.50	0.080	ug/L			12/05/23 21:03	1
1,3,5-Trimethylbenzene	ND		0.50	0.080	ug/L			12/05/23 21:03	1
1,3-Dichlorobenzene	ND		0.50	0.070	ug/L			12/05/23 21:03	1
1,3-Dichloropropane	ND		0.50	0.080	ug/L			12/05/23 21:03	1
Chloroform	ND		0.50	0.090	ug/L			12/05/23 21:03	1
Benzene	ND		0.50	0.10	ug/L			12/05/23 21:03	1
1,1,1-Trichloroethane	ND		0.50	0.080	ug/L			12/05/23 21:03	1
Bromomethane	ND		0.50	0.10	ug/L			12/05/23 21:03	1
Chloromethane	ND		0.50	0.10	ug/L			12/05/23 21:03	1
Chloroethane	ND		0.50	0.10	ug/L			12/05/23 21:03	1
2,2-Dichloropropane	ND		0.50	0.10	ug/L			12/05/23 21:03	1
Vinyl chloride	ND		0.50	0.10	ug/L			12/05/23 21:03	1
Methylene Chloride	ND		0.50	0.20	ug/L			12/05/23 21:03	1
Carbon disulfide	ND		1.0	0.10	ug/L			12/05/23 21:03	1
Bromoform	ND		1.0	0.30	ug/L			12/05/23 21:03	1
Bromodichloromethane	ND		0.50	0.080	ug/L			12/05/23 21:03	1
1,1-Dichloroethane	ND		0.50	0.10	ug/L			12/05/23 21:03	1
2-Chlorotoluene	ND		0.50	0.080	ug/L			12/05/23 21:03	1

QC Sample Results

Client: Groundwater & Environmental Services Inc
Project/Site: Carroll Monrovia

Job ID: 410-152779-1

Method: 8260C LL - Volatile Organic Compounds by GC/MS (Continued)

Lab Sample ID: MB 410-450416/8

Matrix: Water

Analysis Batch: 450416

Client Sample ID: Method Blank

Prep Type: Total/NA

Analyte	MB	MB	RL	MDL	Unit	D	Prepared	Analyzed	Dil Fac
	Result	Qualifier							
1,1-Dichloroethene	ND		0.50	0.10	ug/L			12/05/23 21:03	1
Trichlorofluoromethane	ND		0.50	0.10	ug/L			12/05/23 21:03	1
4-Chlorotoluene	ND		0.50	0.080	ug/L			12/05/23 21:03	1
Dichlorodifluoromethane	ND		0.50	0.10	ug/L			12/05/23 21:03	1
1,2-Dichloropropane	ND		0.50	0.10	ug/L			12/05/23 21:03	1
1,1,2-Trichloroethane	ND		0.50	0.080	ug/L			12/05/23 21:03	1
Acrylonitrile	ND		5.0	0.40	ug/L			12/05/23 21:03	1
Trichloroethene	ND		0.50	0.080	ug/L			12/05/23 21:03	1
1,1,2,2-Tetrachloroethane	ND		0.50	0.10	ug/L			12/05/23 21:03	1
1,2-Dichlorobenzene	ND		0.50	0.070	ug/L			12/05/23 21:03	1
1,2-Dibromo-3-Chloropropane	ND		0.50	0.10	ug/L			12/05/23 21:03	1
Bromobenzene	ND		0.50	0.080	ug/L			12/05/23 21:03	1
Bromochloromethane	ND		0.50	0.080	ug/L			12/05/23 21:03	1
Isopropylbenzene	ND		0.50	0.080	ug/L			12/05/23 21:03	1
Dibromomethane	ND		0.50	0.080	ug/L			12/05/23 21:03	1
di-Isopropyl ether	ND		0.50	0.10	ug/L			12/05/23 21:03	1
Ethyl t-butyl ether	ND		0.50	0.080	ug/L			12/05/23 21:03	1
Hexachlorobutadiene	ND		0.50	0.080	ug/L			12/05/23 21:03	1
Naphthalene	ND		0.50	0.080	ug/L			12/05/23 21:03	1
n-Butylbenzene	ND		0.50	0.080	ug/L			12/05/23 21:03	1
N-Propylbenzene	ND		0.50	0.10	ug/L			12/05/23 21:03	1
p-Isopropyltoluene	ND		0.50	0.080	ug/L			12/05/23 21:03	1
sec-Butylbenzene	ND		0.50	0.10	ug/L			12/05/23 21:03	1
t-Amyl methyl ether	ND		0.50	0.20	ug/L			12/05/23 21:03	1
t-Butyl alcohol	ND		10	3.0	ug/L			12/05/23 21:03	1
tert-Butylbenzene	ND		0.50	0.080	ug/L			12/05/23 21:03	1
trans-1,4-Dichloro-2-butene	ND		5.0	2.0	ug/L			12/05/23 21:03	1

Surrogate	MB	MB	Limits	Prepared	Analyzed	Dil Fac
	%Recovery	Qualifier				
1,2-Dichloroethane-d4 (Surr)	93		80 - 120		12/05/23 21:03	1
Dibromofluoromethane (Surr)	99		80 - 120		12/05/23 21:03	1
4-Bromofluorobenzene (Surr)	100		80 - 120		12/05/23 21:03	1
Toluene-d8 (Surr)	93		80 - 120		12/05/23 21:03	1

Lab Sample ID: LCS 410-450416/5

Matrix: Water

Analysis Batch: 450416

Client Sample ID: Lab Control Sample

Prep Type: Total/NA

Analyte	Spike Added	LCS Result	LCS Qualifier	Unit	D	%Rec	%Rec Limits
cis-1,3-Dichloropropene	5.00	5.20		ug/L		104	67 - 121
trans-1,3-Dichloropropene	5.00	5.20		ug/L		104	61 - 129
Ethylbenzene	5.00	4.99		ug/L		100	80 - 120
Styrene	5.00	4.87		ug/L		97	80 - 120
1,4-Dichlorobenzene	5.00	4.79		ug/L		96	80 - 120
1,2-Dibromoethane	5.00	5.07		ug/L		101	80 - 120
1,1-Dichloropropene	5.00	5.23		ug/L		105	74 - 120
1,2-Dichloroethane	5.00	5.23		ug/L		105	69 - 122

QC Sample Results

Client: Groundwater & Environmental Services Inc
 Project/Site: Carroll Monrovia

Job ID: 410-152779-1

Method: 8260C LL - Volatile Organic Compounds by GC/MS (Continued)

Lab Sample ID: LCS 410-450416/5

Matrix: Water

Analysis Batch: 450416

Client Sample ID: Lab Control Sample

Prep Type: Total/NA

Analyte	Spike Added	LCS	LCS	Unit	D	%Rec	%Rec Limits
		Result	Qualifier				
1,2,3-Trichlorobenzene	5.00	4.15		ug/L		83	68 - 125
1,2,3-Trichloropropane	5.00	4.97		ug/L		99	80 - 125
Toluene	5.00	4.94		ug/L		99	80 - 120
Chlorobenzene	5.00	5.01		ug/L		100	80 - 120
1,2,4-Trimethylbenzene	5.00	4.70		ug/L		94	80 - 120
1,2,4-Trichlorobenzene	5.00	4.55		ug/L		91	68 - 122
Dibromochloromethane	5.00	5.34		ug/L		107	64 - 138
Xylenes, Total	15.0	14.8		ug/L		99	80 - 120
Tetrachloroethene	5.00	5.09		ug/L		102	80 - 120
cis-1,2-Dichloroethene	5.00	5.34		ug/L		107	80 - 122
trans-1,2-Dichloroethene	5.00	5.21		ug/L		104	80 - 122
Methyl tertiary butyl ether	5.00	5.06		ug/L		101	69 - 120
1,3,5-Trimethylbenzene	5.00	4.75		ug/L		95	80 - 120
1,3-Dichlorobenzene	5.00	4.88		ug/L		98	80 - 120
1,3-Dichloropropane	5.00	5.01		ug/L		100	80 - 120
Chloroform	5.00	5.32		ug/L		106	80 - 120
Benzene	5.00	5.32		ug/L		106	80 - 120
1,1,1-Trichloroethane	5.00	5.44		ug/L		109	78 - 126
Bromomethane	5.00	4.63		ug/L		93	60 - 136
Chloromethane	5.00	4.53		ug/L		91	56 - 124
Chloroethane	5.00	4.55		ug/L		91	63 - 120
2,2-Dichloropropane	5.00	5.38		ug/L		108	61 - 141
Vinyl chloride	5.00	4.54		ug/L		91	60 - 125
Methylene Chloride	5.00	5.35		ug/L		107	80 - 120
Carbon disulfide	5.00	5.18		ug/L		104	67 - 130
Bromoform	5.00	5.39		ug/L		108	49 - 144
Bromodichloromethane	5.00	5.51		ug/L		110	73 - 124
1,1-Dichloroethane	5.00	5.46		ug/L		109	74 - 120
2-Chlorotoluene	5.00	4.71		ug/L		94	80 - 120
1,1-Dichloroethene	5.00	5.40		ug/L		108	80 - 131
Trichlorofluoromethane	5.00	4.74		ug/L		95	62 - 136
4-Chlorotoluene	5.00	4.66		ug/L		93	80 - 120
Dichlorodifluoromethane	5.00	4.20		ug/L		84	43 - 123
1,2-Dichloropropane	5.00	5.47		ug/L		109	80 - 120
1,1,2-Trichloroethane	5.00	5.05		ug/L		101	80 - 120
Acrylonitrile	25.0	26.2		ug/L		105	64 - 139
Trichloroethene	5.00	5.27		ug/L		105	80 - 120
1,1,2,2-Tetrachloroethane	5.00	4.90		ug/L		98	75 - 123
1,2-Dichlorobenzene	5.00	4.89		ug/L		98	80 - 120
1,2-Dibromo-3-Chloropropane	5.00	5.08		ug/L		102	56 - 148
Bromobenzene	5.00	4.81		ug/L		96	80 - 120
Bromochloromethane	5.00	5.73		ug/L		115	80 - 120
Isopropylbenzene	5.00	5.26		ug/L		105	80 - 120
Dibromomethane	5.00	5.44		ug/L		109	80 - 122
di-Isopropyl ether	5.00	5.10		ug/L		102	58 - 131
Ethyl t-butyl ether	5.00	5.15		ug/L		103	57 - 126
Hexachlorobutadiene	5.00	5.05		ug/L		101	72 - 132
Naphthalene	5.00	4.42		ug/L		88	64 - 122
n-Butylbenzene	5.00	4.78		ug/L		96	74 - 123

QC Sample Results

Client: Groundwater & Environmental Services Inc
Project/Site: Carroll Monrovia

Job ID: 410-152779-1

Method: 8260C LL - Volatile Organic Compounds by GC/MS (Continued)

Lab Sample ID: LCS 410-450416/5

Matrix: Water

Analysis Batch: 450416

Client Sample ID: Lab Control Sample

Prep Type: Total/NA

Analyte	Spike Added	LCS Result	LCS Qualifier	Unit	D	%Rec	%Rec Limits
N-Propylbenzene	5.00	4.84		ug/L		97	74 - 122
p-Isopropyltoluene	5.00	4.70		ug/L		94	80 - 120
sec-Butylbenzene	5.00	4.71		ug/L		94	80 - 120
t-Amyl methyl ether	5.00	5.14		ug/L		103	65 - 125
t-Butyl alcohol	50.0	45.8		ug/L		92	62 - 138
tert-Butylbenzene	5.00	4.41		ug/L		88	79 - 120
trans-1,4-Dichloro-2-butene	25.0	20.7		ug/L		83	10 - 172

Surrogate	LCS %Recovery	LCS Qualifier	Limits
1,2-Dichloroethane-d4 (Surr)	96		80 - 120
Dibromofluoromethane (Surr)	99		80 - 120
4-Bromofluorobenzene (Surr)	103		80 - 120
Toluene-d8 (Surr)	93		80 - 120

Lab Sample ID: LCSD 410-450416/6

Matrix: Water

Analysis Batch: 450416

Client Sample ID: Lab Control Sample Dup

Prep Type: Total/NA

Analyte	Spike Added	LCSD Result	LCSD Qualifier	Unit	D	%Rec	%Rec Limits	RPD	RPD Limit
1,1,1,2-Tetrachloroethane	5.00	5.13		ug/L		103	71 - 134	1	30
cis-1,3-Dichloropropene	5.00	5.08		ug/L		102	67 - 121	2	30
trans-1,3-Dichloropropene	5.00	5.08		ug/L		102	61 - 129	2	30
Ethylbenzene	5.00	4.85		ug/L		97	80 - 120	3	30
Styrene	5.00	4.81		ug/L		96	80 - 120	1	30
1,4-Dichlorobenzene	5.00	4.69		ug/L		94	80 - 120	2	30
1,2-Dibromoethane	5.00	4.92		ug/L		98	80 - 120	3	30
1,1-Dichloropropene	5.00	5.18		ug/L		104	74 - 120	1	30
1,2-Dichloroethane	5.00	5.06		ug/L		101	69 - 122	3	30
1,2,3-Trichlorobenzene	5.00	4.11		ug/L		82	68 - 125	1	30
1,2,3-Trichloropropane	5.00	4.83		ug/L		97	80 - 125	3	30
Toluene	5.00	4.77		ug/L		95	80 - 120	4	30
Chlorobenzene	5.00	4.89		ug/L		98	80 - 120	3	30
1,2,4-Trimethylbenzene	5.00	4.55		ug/L		91	80 - 120	3	30
1,2,4-Trichlorobenzene	5.00	4.51		ug/L		90	68 - 122	1	30
Dibromochloromethane	5.00	5.22		ug/L		104	64 - 138	2	30
Xylenes, Total	15.0	14.4		ug/L		96	80 - 120	3	30
Tetrachloroethene	5.00	4.96		ug/L		99	80 - 120	3	30
cis-1,2-Dichloroethene	5.00	5.23		ug/L		105	80 - 122	2	30
trans-1,2-Dichloroethene	5.00	5.12		ug/L		102	80 - 122	2	30
Methyl tertiary butyl ether	5.00	4.97		ug/L		99	69 - 120	2	30
1,3,5-Trimethylbenzene	5.00	4.61		ug/L		92	80 - 120	3	30
1,3-Dichlorobenzene	5.00	4.74		ug/L		95	80 - 120	3	30
1,3-Dichloropropane	5.00	4.90		ug/L		98	80 - 120	2	30
Chloroform	5.00	5.24		ug/L		105	80 - 120	2	30
Benzene	5.00	5.22		ug/L		104	80 - 120	2	30
1,1,1-Trichloroethane	5.00	5.34		ug/L		107	78 - 126	2	30
Bromomethane	5.00	4.53		ug/L		91	60 - 136	2	30
Chloromethane	5.00	4.21		ug/L		84	56 - 124	7	30

QC Sample Results

Client: Groundwater & Environmental Services Inc
 Project/Site: Carroll Monrovia

Job ID: 410-152779-1

Method: 8260C LL - Volatile Organic Compounds by GC/MS (Continued)

Lab Sample ID: LCSD 410-450416/6

Client Sample ID: Lab Control Sample Dup

Matrix: Water

Prep Type: Total/NA

Analysis Batch: 450416

Analyte	Spike	LCSD	LCSD	Unit	D	%Rec	%Rec	RPD	RPD
	Added	Result	Qualifier				Limits		Limit
Chloroethane	5.00	4.50		ug/L		90	63 - 120	1	30
2,2-Dichloropropane	5.00	5.18		ug/L		104	61 - 141	4	30
Vinyl chloride	5.00	4.34		ug/L		87	60 - 125	5	30
Methylene Chloride	5.00	5.30		ug/L		106	80 - 120	1	30
Carbon disulfide	5.00	5.05		ug/L		101	67 - 130	3	30
Bromoform	5.00	5.28		ug/L		106	49 - 144	2	30
Bromodichloromethane	5.00	5.42		ug/L		108	73 - 124	2	30
1,1-Dichloroethane	5.00	5.28		ug/L		106	74 - 120	3	30
2-Chlorotoluene	5.00	4.57		ug/L		91	80 - 120	3	30
1,1-Dichloroethene	5.00	5.23		ug/L		105	80 - 131	3	30
Trichlorofluoromethane	5.00	4.62		ug/L		92	62 - 136	2	30
4-Chlorotoluene	5.00	4.67		ug/L		93	80 - 120	0	30
Dichlorodifluoromethane	5.00	4.09		ug/L		82	43 - 123	2	30
1,2-Dichloropropane	5.00	5.36		ug/L		107	80 - 120	2	30
1,1,2-Trichloroethane	5.00	4.95		ug/L		99	80 - 120	2	30
Acrylonitrile	25.0	25.5		ug/L		102	64 - 139	3	30
Trichloroethene	5.00	5.19		ug/L		104	80 - 120	2	30
1,1,2,2-Tetrachloroethane	5.00	4.88		ug/L		98	75 - 123	0	30
1,2-Dichlorobenzene	5.00	4.77		ug/L		95	80 - 120	3	30
1,2-Dibromo-3-Chloropropane	5.00	4.97		ug/L		99	56 - 148	2	30
Bromobenzene	5.00	4.70		ug/L		94	80 - 120	2	30
Bromochloromethane	5.00	5.61		ug/L		112	80 - 120	2	30
Isopropylbenzene	5.00	5.19		ug/L		104	80 - 120	1	30
Dibromomethane	5.00	5.35		ug/L		107	80 - 122	2	30
di-Isopropyl ether	5.00	4.99		ug/L		100	58 - 131	2	30
Ethyl t-butyl ether	5.00	5.07		ug/L		101	57 - 126	2	30
Hexachlorobutadiene	5.00	4.93		ug/L		99	72 - 132	2	30
Naphthalene	5.00	4.45		ug/L		89	64 - 122	1	30
n-Butylbenzene	5.00	4.65		ug/L		93	74 - 123	3	30
N-Propylbenzene	5.00	4.70		ug/L		94	74 - 122	3	30
p-Isopropyltoluene	5.00	4.59		ug/L		92	80 - 120	2	30
sec-Butylbenzene	5.00	4.59		ug/L		92	80 - 120	3	30
t-Amyl methyl ether	5.00	5.08		ug/L		102	65 - 125	1	30
t-Butyl alcohol	50.0	41.0		ug/L		82	62 - 138	11	30
tert-Butylbenzene	5.00	4.32		ug/L		86	79 - 120	2	30
trans-1,4-Dichloro-2-butene	25.0	19.7		ug/L		79	10 - 172	5	30

Surrogate	LCSD		Limits
	%Recovery	Qualifier	
1,2-Dichloroethane-d4 (Surr)	96		80 - 120
Dibromofluoromethane (Surr)	100		80 - 120
4-Bromofluorobenzene (Surr)	102		80 - 120
Toluene-d8 (Surr)	93		80 - 120

QC Association Summary

Client: Groundwater & Environmental Services Inc
Project/Site: Carroll Monrovia

Job ID: 410-152779-1

GC/MS VOA

Analysis Batch: 449761

Lab Sample ID	Client Sample ID	Prep Type	Matrix	Method	Prep Batch
410-152779-1	MW-5	Total/NA	Water	8260C LL	
410-152779-3	MW-13	Total/NA	Water	8260C LL	
410-152779-4	MW-17	Total/NA	Water	8260C LL	
MB 410-449761/6	Method Blank	Total/NA	Water	8260C LL	
LCS 410-449761/4	Lab Control Sample	Total/NA	Water	8260C LL	

Analysis Batch: 450416

Lab Sample ID	Client Sample ID	Prep Type	Matrix	Method	Prep Batch
410-152779-2	MW-1	Total/NA	Water	8260C LL	
MB 410-450416/8	Method Blank	Total/NA	Water	8260C LL	
LCS 410-450416/5	Lab Control Sample	Total/NA	Water	8260C LL	
LCSD 410-450416/6	Lab Control Sample Dup	Total/NA	Water	8260C LL	



Lab Chronicle

Client: Groundwater & Environmental Services Inc
Project/Site: Carroll Monrovia

Job ID: 410-152779-1

Client Sample ID: MW-5

Lab Sample ID: 410-152779-1

Date Collected: 11/28/23 10:35

Matrix: Water

Date Received: 11/29/23 16:25

Prep Type	Batch Type	Batch Method	Run	Dilution Factor	Batch Number	Analyst	Lab	Prepared or Analyzed
Total/NA	Analysis	8260C LL		1	449761	DVW2	ELLE	12/04/23 16:16

Client Sample ID: MW-1

Lab Sample ID: 410-152779-2

Date Collected: 11/28/23 11:40

Matrix: Water

Date Received: 11/29/23 16:25

Prep Type	Batch Type	Batch Method	Run	Dilution Factor	Batch Number	Analyst	Lab	Prepared or Analyzed
Total/NA	Analysis	8260C LL		1	450416	JS6E	ELLE	12/06/23 01:28

Client Sample ID: MW-13

Lab Sample ID: 410-152779-3

Date Collected: 11/28/23 12:30

Matrix: Water

Date Received: 11/29/23 16:25

Prep Type	Batch Type	Batch Method	Run	Dilution Factor	Batch Number	Analyst	Lab	Prepared or Analyzed
Total/NA	Analysis	8260C LL		1	449761	DVW2	ELLE	12/04/23 16:58

Client Sample ID: MW-17

Lab Sample ID: 410-152779-4

Date Collected: 11/28/23 13:30

Matrix: Water

Date Received: 11/29/23 16:25

Prep Type	Batch Type	Batch Method	Run	Dilution Factor	Batch Number	Analyst	Lab	Prepared or Analyzed
Total/NA	Analysis	8260C LL		1	449761	DVW2	ELLE	12/04/23 17:19

Laboratory References:

ELLE = Eurofins Lancaster Laboratories Environment Testing, LLC, 2425 New Holland Pike, Lancaster, PA 17601, TEL (717)656-2300

Accreditation/Certification Summary

Client: Groundwater & Environmental Services Inc
 Project/Site: Carroll Monrovia

Job ID: 410-152779-1

Laboratory: Eurofins Lancaster Laboratories Environment Testing, LLC

Unless otherwise noted, all analytes for this laboratory were covered under each accreditation/certification below.

Authority	Program	Identification Number	Expiration Date
Maryland	State	100	06-30-24

The following analytes are included in this report, but the laboratory is not certified by the governing authority. This list may include analytes for which the agency does not offer certification.

Analysis Method	Prep Method	Matrix	Analyte
8260C LL		Water	1,1,1,2-Tetrachloroethane
8260C LL		Water	1,1,1-Trichloroethane
8260C LL		Water	1,1,2,2-Tetrachloroethane
8260C LL		Water	1,1,2-Trichloroethane
8260C LL		Water	1,1-Dichloroethane
8260C LL		Water	1,1-Dichloroethene
8260C LL		Water	1,1-Dichloropropene
8260C LL		Water	1,2,3-Trichlorobenzene
8260C LL		Water	1,2,3-Trichloropropane
8260C LL		Water	1,2,4-Trichlorobenzene
8260C LL		Water	1,2,4-Trimethylbenzene
8260C LL		Water	1,2-Dibromo-3-Chloropropane
8260C LL		Water	1,2-Dibromoethane
8260C LL		Water	1,2-Dichlorobenzene
8260C LL		Water	1,2-Dichloroethane
8260C LL		Water	1,2-Dichloropropane
8260C LL		Water	1,3,5-Trimethylbenzene
8260C LL		Water	1,3-Dichlorobenzene
8260C LL		Water	1,3-Dichloropropane
8260C LL		Water	1,4-Dichlorobenzene
8260C LL		Water	2,2-Dichloropropane
8260C LL		Water	2-Chlorotoluene
8260C LL		Water	4-Chlorotoluene
8260C LL		Water	Acrylonitrile
8260C LL		Water	Benzene
8260C LL		Water	Bromobenzene
8260C LL		Water	Bromochloromethane
8260C LL		Water	Bromodichloromethane
8260C LL		Water	Bromoform
8260C LL		Water	Bromomethane
8260C LL		Water	Carbon disulfide
8260C LL		Water	Chlorobenzene
8260C LL		Water	Chloroethane
8260C LL		Water	Chloroform
8260C LL		Water	Chloromethane
8260C LL		Water	cis-1,2-Dichloroethene
8260C LL		Water	cis-1,3-Dichloropropene
8260C LL		Water	Dibromochloromethane
8260C LL		Water	Dibromomethane
8260C LL		Water	Dichlorodifluoromethane
8260C LL		Water	di-Isopropyl ether
8260C LL		Water	Ethyl t-butyl ether
8260C LL		Water	Ethylbenzene
8260C LL		Water	Hexachlorobutadiene
8260C LL		Water	Isopropylbenzene



Accreditation/Certification Summary

Client: Groundwater & Environmental Services Inc
 Project/Site: Carroll Monrovia

Job ID: 410-152779-1

Laboratory: Eurofins Lancaster Laboratories Environment Testing, LLC (Continued)

Unless otherwise noted, all analytes for this laboratory were covered under each accreditation/certification below.

Authority	Program	Identification Number	Expiration Date
-----------	---------	-----------------------	-----------------

The following analytes are included in this report, but the laboratory is not certified by the governing authority. This list may include analytes for which the agency does not offer certification.

Analysis Method	Prep Method	Matrix	Analyte
8260C LL		Water	Methyl tertiary butyl ether
8260C LL		Water	Methylene Chloride
8260C LL		Water	Naphthalene
8260C LL		Water	n-Butylbenzene
8260C LL		Water	N-Propylbenzene
8260C LL		Water	p-Isopropyltoluene
8260C LL		Water	sec-Butylbenzene
8260C LL		Water	Styrene
8260C LL		Water	t-Amyl methyl ether
8260C LL		Water	t-Butyl alcohol
8260C LL		Water	tert-Butylbenzene
8260C LL		Water	Tetrachloroethene
8260C LL		Water	Toluene
8260C LL		Water	trans-1,2-Dichloroethene
8260C LL		Water	trans-1,3-Dichloropropene
8260C LL		Water	trans-1,4-Dichloro-2-butene
8260C LL		Water	Trichloroethene
8260C LL		Water	Trichlorofluoromethane
8260C LL		Water	Vinyl chloride
8260C LL		Water	Xylenes, Total



Method Summary

Client: Groundwater & Environmental Services Inc
Project/Site: Carroll Monrovia

Job ID: 410-152779-1

Method	Method Description	Protocol	Laboratory
8260C LL	Volatile Organic Compounds by GC/MS	SW846	ELLE
5030C	Purge and Trap	SW846	ELLE

Protocol References:

SW846 = "Test Methods For Evaluating Solid Waste, Physical/Chemical Methods", Third Edition, November 1986 And Its Updates.

Laboratory References:

ELLE = Eurofins Lancaster Laboratories Environment Testing, LLC, 2425 New Holland Pike, Lancaster, PA 17601, TEL (717)656-2300



Sample Summary

Client: Groundwater & Environmental Services Inc
Project/Site: Carroll Monrovia

Job ID: 410-152779-1

Lab Sample ID	Client Sample ID	Matrix	Collected	Received
410-152779-1	MW-5	Water	11/28/23 10:35	11/29/23 16:25
410-152779-2	MW-1	Water	11/28/23 11:40	11/29/23 16:25
410-152779-3	MW-13	Water	11/28/23 12:30	11/29/23 16:25
410-152779-4	MW-17	Water	11/28/23 13:30	11/29/23 16:25

1

2

3

4

5

6

7

8

9

10

11

12

13

14

15



410-152779 Chain of Custody

Environmental Analysis Request/Chain of Custody

Acct. # _____ Group # _____ Sample # _____

Client: Groundwater & Env. Services, Inc.				Matrix			Analyses Requested										For Lab Use Only				
Project Name/#: Carroll Monrovia		Site ID #:		<input type="checkbox"/> Sediment <input checked="" type="checkbox"/> Ground <input type="checkbox"/> Surface			Preservation Codes										SF #: _____				
Project Manager: Peter Reichardt		P.O. #: 0403470/06/206		<input type="checkbox"/> Potable <input type="checkbox"/> NPDES <input type="checkbox"/> Other:			H										SCR #: _____				
Sampler: Jeff Plummer		PWSID #:		Total # of Containers Full Suite VOCs plus oxygenates and Naphthalene (8260)													Preservation Codes H = HCl T = Thiosulfate N = HNO ₃ B = NaOH S = H ₂ SO ₄ P = H ₃ PO ₄ O = Other				
Phone #: 800-220-3606 x 3726		Quote #:																			
State where sample(s) were collected: 11791 Fingerboard Rd, Monrovia, MD																	Remarks				
Sample Identification		Collection		Grab	Composite	Soil	Water	Other:	Total # of Containers												
		Date	Time																		
MW-5		11-28-23	10:35	X			X		3	X										EQEDD file name:	
MW-1		↓	11:40	X			X		3	X										Carroll Monrovia-lab	
MW-13		↓	12:30	X			X		3	X										report #.17953.	
MW-17		11-28-23	13:30	X			X		3	X										EQEDD.zip	
																				Send invoice to:	
																				ges-invoices@	
																				gesonline.com &	
																				include PO #	
Turnaround Time Requested (TAT) (please check): Standard <input checked="" type="checkbox"/> Rush <input type="checkbox"/>				Relinquished by: <i>Jeff Plummer</i>			Date: 11-29-23		Time: 0800		Received by: <i>Ashley Bell</i>				Date: 11-29-23		Time: 0800				
(Rush TAT is subject to laboratory approval and surcharges.)				Relinquished by: <i>Ashley Bell</i>			Date: 11-29-23		Time: 1245		Received by: <i>[Signature]</i>				Date: 11/29/23		Time: 12:45				
Date results are needed:				Relinquished by: <i>[Signature]</i>			Date: 11/29/23		Time: 16:25		Received by: <i>[Signature]</i>				Date:		Time:				
Rush results requested by (please check): E-Mail <input checked="" type="checkbox"/> Phone <input type="checkbox"/>				Relinquished by:			Date:		Time:		Received by:				Date:		Time:				
E-mail Address: midatlantic@gesonline.com & ges@equisonline.com				Relinquished by:			Date:		Time:		Received by:				Date:		Time:				
Phone:				Relinquished by:			Date:		Time:		Received by:				Date:		Time:				
Data Package Options (please check if required)				Relinquished by:			Date:		Time:		Received by:				Date:		Time:				
Type I (Validation/non-CLP) <input type="checkbox"/>		MA MCP <input type="checkbox"/>		Relinquished by:			Date:		Time:		Received by: <i>[Signature]</i>				Date: 11-29-23		Time: 1625				
Type III (Reduced non-CLP) <input type="checkbox"/>		CT RCP <input type="checkbox"/>		Relinquished by:			Date:		Time:		Received by:				Date:		Time:				
Type VI (Raw Data Only) <input type="checkbox"/>		TX TRRP-13 <input type="checkbox"/>		Relinquished by:			Date:		Time:		Received by:				Date:		Time:				
NYSDEC Category <input type="checkbox"/> A or <input type="checkbox"/> B				Relinquished by:			Date:		Time:		Received by:				Date:		Time:				
EDD Required? Yes <input checked="" type="checkbox"/> No <input type="checkbox"/> If yes, format: <u>GES EQEDD</u> EQEDD Name: Carroll Monrovia-lab report #.17953.EQEDD.zip				Relinquished by:			Date:		Time:		Received by:				Date:		Time:				
UPS _____ FedEx _____ Other _____ Temperature upon receipt: <u>2.5/2.6</u> °C				Relinquished by:			Date:		Time:		Received by:				Date:		Time:				

MS

1
2
3
4
5
6
7
8
9
10
11
12
13
14
15

Login Sample Receipt Checklist

Client: Groundwater & Environmental Services Inc

Job Number: 410-152779-1

Login Number: 152779

List Number: 1

Creator: Wrye, Shaun

List Source: Eurofins Lancaster Laboratories Environment Testing, LLC

Question	Answer	Comment
The cooler's custody seal is intact.	N/A	
The cooler or samples do not appear to have been compromised or tampered with.	True	
Samples were received on ice.	True	
Cooler Temperature acceptable, where thermal pres is required (<=6C, not frozen).	True	
Cooler Temperature is recorded.	True	
WV: Container Temp acceptable, where thermal pres is required (<=6C, not frozen).	N/A	
WV: Container Temperature is recorded.	N/A	
COC is present.	True	
COC is filled out in ink and legible.	True	
COC is filled out with all pertinent information.	True	
There are no discrepancies between the containers received and the COC.	False	Refer to Job Narrative for details.
Sample containers have legible labels.	True	
Containers are not broken or leaking.	True	
Sample collection date/times are provided.	True	
Appropriate sample containers are used.	True	
Sample bottles are completely filled.	True	
There is sufficient vol. for all requested analyses.	True	
Is the Field Sampler's name present on COC?	True	
Sample custody seals are intact.	N/A	
VOA sample vials do not have headspace >6mm in diameter (none, if from WV)?	True	



 **ANALYTICAL REPORT****PREPARED FOR**

Attn: Peter Reichardt
Groundwater & Environmental Services Inc
1350 Blair Drive
Suite H-2
Odenton, Maryland 21113

Generated 12/10/2023 8:42:31 PM

JOB DESCRIPTION

Carroll Monrovia

JOB NUMBER

410-153154-1

Job Notes

This report may not be reproduced except in full, and with written approval from the laboratory. The results relate only to the samples tested. For questions please contact the Project Manager at the e-mail address or telephone number listed on this page.

Analytical test results meet all requirements of the associated regulatory program (i.e., NELAC (TNI), DoD, and ISO 17025) unless otherwise noted under the individual analysis.

Authorization



Generated
12/10/2023 8:42:31 PM

Authorized for release by
Amek Carter, Project Manager
Loran.Carter@et.eurofinsus.com
(717)556-7252

Compliance Statement

Analytical test results meet all requirements of the associated regulatory program (e.g., NELAC (TNI), DoD, and ISO 17025) unless otherwise noted under the individual analysis. Data qualifiers are applied to note exceptions. Noncompliant quality control (QC) is further explained in narrative comments.

- QC results that exceed the upper limits and are associated with non-detect samples are qualified but further narration is not required since the bias is high and does not change a non-detect result. Further narration is also not required with QC blank detection when the associated sample concentration is non-detect or more than ten times the level in the blank.
- Matrix QC may not be reported if insufficient sample or site-specific QC samples were not submitted. In these situations, to demonstrate precision and accuracy at a batch level, a LCS/LCSD is performed, unless otherwise specified in the method.
- Surrogate and/or isotope dilution analyte recoveries (if applicable) which are outside of the QC window are confirmed unless attributed to a dilution or otherwise noted in the narrative.

Regulated compliance samples (e.g. SDWA, NPDES) must comply with the associated agency requirements/permits.

Measurement uncertainty values, as applicable, are available upon request.

Test results relate only to the sample tested. Clients should be aware that a critical step in a chemical or microbiological analysis is the collection of the sample. Unless the sample analyzed is truly representative of the bulk of material involved, the test results will be meaningless. If you have questions regarding the proper techniques of collecting samples, please contact us. We cannot be held responsible for sample integrity, however, unless sampling has been performed by a member of our staff. Times are local to the area of activity. Parameters listed in the 40 CFR Part 136 Table II as "analyze immediately" and tested in the laboratory are not performed within 15 minutes of collection.

This report shall not be reproduced except in full, without the written approval of the laboratory.

WARRANTY AND LIMITS OF LIABILITY - In accepting analytical work, we warrant the accuracy of test results for the sample as submitted. The foregoing express warranty is exclusive and is given in lieu of all other warranties, expressed or implied, except as otherwise agreed. We disclaim any other warranties, expressed or implied, including a warranty of fitness for particular purpose and warranty of merchantability. In no event shall Eurofins Lancaster Laboratories Environmental, LLC be liable for indirect, special, consequential, or incidental damages including, but not limited to, damages for loss of profit or goodwill regardless of (A) the negligence (either sole or concurrent) of Eurofins Lancaster Laboratories Environmental and (B) whether Eurofins Lancaster Laboratories Environmental has been informed of the possibility of such damages. We accept no legal responsibility for the purposes for which the client uses the test results. Except as otherwise agreed, no purchase order or other order for work shall be accepted by Eurofins Lancaster Laboratories Environmental which includes any conditions that vary from the Standard Terms and Conditions, and Eurofins Lancaster Laboratories Environmental hereby objects to any conflicting terms contained in any acceptance or order submitted by client.





Table of Contents

Cover Page	1
Table of Contents	4
Definitions/Glossary	5
Case Narrative	6
Detection Summary	7
Client Sample Results	8
Surrogate Summary	18
QC Sample Results	19
QC Association Summary	29
Lab Chronicle	30
Certification Summary	31
Method Summary	33
Sample Summary	34
Chain of Custody	35
Receipt Checklists	36

Definitions/Glossary

Client: Groundwater & Environmental Services Inc
Project/Site: Carroll Monrovia

Job ID: 410-153154-1

Qualifiers

GC/MS VOA

Qualifier	Qualifier Description
*+	LCS and/or LCSD is outside acceptance limits, high biased.
cn	Refer to Case Narrative for further detail
J	Result is less than the RL but greater than or equal to the MDL and the concentration is an approximate value.

Glossary

Abbreviation	These commonly used abbreviations may or may not be present in this report.
▫	Listed under the "D" column to designate that the result is reported on a dry weight basis
%R	Percent Recovery
CFL	Contains Free Liquid
CFU	Colony Forming Unit
CNF	Contains No Free Liquid
DER	Duplicate Error Ratio (normalized absolute difference)
Dil Fac	Dilution Factor
DL	Detection Limit (DoD/DOE)
DL, RA, RE, IN	Indicates a Dilution, Re-analysis, Re-extraction, or additional Initial metals/anion analysis of the sample
DLC	Decision Level Concentration (Radiochemistry)
EDL	Estimated Detection Limit (Dioxin)
LOD	Limit of Detection (DoD/DOE)
LOQ	Limit of Quantitation (DoD/DOE)
MCL	EPA recommended "Maximum Contaminant Level"
MDA	Minimum Detectable Activity (Radiochemistry)
MDC	Minimum Detectable Concentration (Radiochemistry)
MDL	Method Detection Limit
ML	Minimum Level (Dioxin)
MPN	Most Probable Number
MQL	Method Quantitation Limit
NC	Not Calculated
ND	Not Detected at the reporting limit (or MDL or EDL if shown)
NEG	Negative / Absent
POS	Positive / Present
PQL	Practical Quantitation Limit
PRES	Presumptive
QC	Quality Control
RER	Relative Error Ratio (Radiochemistry)
RL	Reporting Limit or Requested Limit (Radiochemistry)
RPD	Relative Percent Difference, a measure of the relative difference between two points
TEF	Toxicity Equivalent Factor (Dioxin)
TEQ	Toxicity Equivalent Quotient (Dioxin)
TNTC	Too Numerous To Count

Case Narrative

Client: Groundwater & Environmental Services Inc
Project/Site: Carroll Monrovia

Job ID: 410-153154-1

Job ID: 410-153154-1

Laboratory: Eurofins Lancaster Laboratories Environment Testing, LLC

Narrative

Job Narrative 410-153154-1

Analytical test results meet all requirements of the associated regulatory program listed on the Accreditation/Certification Summary Page unless otherwise noted under the individual analysis. Data qualifiers are applied to indicate exceptions. Noncompliant quality control (QC) is further explained in narrative comments.

Matrix QC may not be reported if insufficient sample or site-specific QC samples were not submitted. In these situations, to demonstrate precision and accuracy at a batch level, a LCS/LCSD may be performed, unless otherwise specified in the method. Surrogate and/or isotope dilution analyte recoveries (if applicable) which are outside of the QC window are confirmed unless attributed to a dilution or otherwise noted in the narrative.

Regulated compliance samples (e.g. SDWA, NPDES) must comply with the associated agency requirements/permits.

Receipt

The samples were received on 12/1/2023 6:30 PM. Unless otherwise noted below, the samples arrived in good condition, and, where required, properly preserved and on ice. The temperature of the cooler at receipt time was 2.3°C

Receipt Exceptions

A trip blank was not submitted for analysis with this sample shipment; and was not listed on the Chain of Custody (COC).

GC/MS VOA

Method 8260C_LL: The continuing calibration verification (CCV) associated with batch 410-450419 recovered above the upper control limit for Acrylonitrile. Non-detections of the affected analytes are reported. Any detections are considered estimated.

Method 8260C_LL: The preservative used in the sample containers provided is not compatible with the Method 8260 analytes requested. The following samples were received preserved with hydrochloric acid: MW-7 (410-153154-1), MW-14D (410-153154-2), MW-18D (410-153154-3), MW-18S-R (410-153154-4) and MW-4 (410-153154-5). The requested target analyte list includes Acrylonitrile, acid-labile compounds that degrade in an acidic medium.

No additional analytical or quality issues were noted, other than those described above or in the Definitions/ Glossary page.

Detection Summary

Client: Groundwater & Environmental Services Inc
Project/Site: Carroll Monrovia

Job ID: 410-153154-1

Client Sample ID: MW-7

Lab Sample ID: 410-153154-1

Analyte	Result	Qualifier	RL	MDL	Unit	Dil Fac	D	Method	Prep Type
Methyl tertiary butyl ether	0.47	J	0.50	0.080	ug/L	1		8260C LL	Total/NA
Chloroform	0.24	J	0.50	0.090	ug/L	1		8260C LL	Total/NA
di-Isopropyl ether	0.21	J	0.50	0.10	ug/L	1		8260C LL	Total/NA

Client Sample ID: MW-14D

Lab Sample ID: 410-153154-2

Analyte	Result	Qualifier	RL	MDL	Unit	Dil Fac	D	Method	Prep Type
Methyl tertiary butyl ether	18		0.50	0.080	ug/L	1		8260C LL	Total/NA
Chloromethane	0.21	J	0.50	0.10	ug/L	1		8260C LL	Total/NA
Carbon disulfide	0.22	J	1.0	0.10	ug/L	1		8260C LL	Total/NA
di-Isopropyl ether	0.34	J	0.50	0.10	ug/L	1		8260C LL	Total/NA
t-Amyl methyl ether	0.27	J	0.50	0.20	ug/L	1		8260C LL	Total/NA
t-Butyl alcohol	4.2	J	10	3.0	ug/L	1		8260C LL	Total/NA

Client Sample ID: MW-18D

Lab Sample ID: 410-153154-3

Analyte	Result	Qualifier	RL	MDL	Unit	Dil Fac	D	Method	Prep Type
Methyl tertiary butyl ether	16		0.50	0.080	ug/L	1		8260C LL	Total/NA
di-Isopropyl ether	0.16	J	0.50	0.10	ug/L	1		8260C LL	Total/NA
t-Amyl methyl ether	0.31	J	0.50	0.20	ug/L	1		8260C LL	Total/NA
t-Butyl alcohol	4.7	J	10	3.0	ug/L	1		8260C LL	Total/NA

Client Sample ID: MW-18S-R

Lab Sample ID: 410-153154-4

Analyte	Result	Qualifier	RL	MDL	Unit	Dil Fac	D	Method	Prep Type
Chloroform	0.15	J	0.50	0.090	ug/L	1		8260C LL	Total/NA
di-Isopropyl ether	2.9		0.50	0.10	ug/L	1		8260C LL	Total/NA
t-Amyl methyl ether	0.30	J	0.50	0.20	ug/L	1		8260C LL	Total/NA
Methyl tertiary butyl ether - DL	32		5.0	0.80	ug/L	10		8260C LL	Total/NA

Client Sample ID: MW-4

Lab Sample ID: 410-153154-5

No Detections.

This Detection Summary does not include radiochemical test results.

Euofins Lancaster Laboratories Environment Testing, LLC

Client Sample Results

Client: Groundwater & Environmental Services Inc
 Project/Site: Carroll Monrovia

Job ID: 410-153154-1

Client Sample ID: MW-7

Lab Sample ID: 410-153154-1

Date Collected: 11/29/23 10:15

Matrix: Water

Date Received: 12/01/23 18:30

Method: SW846 8260C LL - Volatile Organic Compounds by GC/MS

Analyte	Result	Qualifier	RL	MDL	Unit	D	Prepared	Analyzed	Dil Fac
1,1,1,2-Tetrachloroethane	ND		0.50	0.070	ug/L			12/06/23 03:39	1
cis-1,3-Dichloropropene	ND		0.50	0.10	ug/L			12/06/23 03:39	1
trans-1,3-Dichloropropene	ND		0.50	0.080	ug/L			12/06/23 03:39	1
Ethylbenzene	ND		0.50	0.080	ug/L			12/06/23 03:39	1
Styrene	ND		0.50	0.070	ug/L			12/06/23 03:39	1
1,4-Dichlorobenzene	ND		0.50	0.070	ug/L			12/06/23 03:39	1
1,2-Dibromoethane	ND		0.50	0.080	ug/L			12/06/23 03:39	1
1,1-Dichloropropene	ND		0.50	0.10	ug/L			12/06/23 03:39	1
1,2-Dichloroethane	ND		0.50	0.070	ug/L			12/06/23 03:39	1
1,2,3-Trichlorobenzene	ND		0.50	0.070	ug/L			12/06/23 03:39	1
1,2,3-Trichloropropane	ND		1.0	0.10	ug/L			12/06/23 03:39	1
Toluene	ND		0.50	0.080	ug/L			12/06/23 03:39	1
Chlorobenzene	ND		0.50	0.070	ug/L			12/06/23 03:39	1
1,2,4-Trimethylbenzene	ND		0.50	0.080	ug/L			12/06/23 03:39	1
1,2,4-Trichlorobenzene	ND		0.50	0.070	ug/L			12/06/23 03:39	1
Dibromochloromethane	ND		0.50	0.080	ug/L			12/06/23 03:39	1
Xylenes, Total	ND		1.0	0.070	ug/L			12/06/23 03:39	1
Tetrachloroethene	ND		0.50	0.20	ug/L			12/06/23 03:39	1
cis-1,2-Dichloroethene	ND		0.50	0.080	ug/L			12/06/23 03:39	1
trans-1,2-Dichloroethene	ND		0.50	0.10	ug/L			12/06/23 03:39	1
Methyl tertiary butyl ether	0.47	J	0.50	0.080	ug/L			12/06/23 03:39	1
1,3,5-Trimethylbenzene	ND		0.50	0.080	ug/L			12/06/23 03:39	1
1,3-Dichlorobenzene	ND		0.50	0.070	ug/L			12/06/23 03:39	1
1,3-Dichloropropane	ND		0.50	0.080	ug/L			12/06/23 03:39	1
Chloroform	0.24	J	0.50	0.090	ug/L			12/06/23 03:39	1
Benzene	ND		0.50	0.10	ug/L			12/06/23 03:39	1
1,1,1-Trichloroethane	ND		0.50	0.080	ug/L			12/06/23 03:39	1
Bromomethane	ND		0.50	0.10	ug/L			12/06/23 03:39	1
Chloromethane	ND		0.50	0.10	ug/L			12/06/23 03:39	1
Chloroethane	ND		0.50	0.10	ug/L			12/06/23 03:39	1
2,2-Dichloropropane	ND		0.50	0.10	ug/L			12/06/23 03:39	1
Vinyl chloride	ND		0.50	0.10	ug/L			12/06/23 03:39	1
Methylene Chloride	ND		0.50	0.20	ug/L			12/06/23 03:39	1
Carbon disulfide	ND		1.0	0.10	ug/L			12/06/23 03:39	1
Bromoform	ND		1.0	0.30	ug/L			12/06/23 03:39	1
Bromodichloromethane	ND		0.50	0.080	ug/L			12/06/23 03:39	1
1,1-Dichloroethane	ND		0.50	0.10	ug/L			12/06/23 03:39	1
2-Chlorotoluene	ND		0.50	0.080	ug/L			12/06/23 03:39	1
1,1-Dichloroethene	ND		0.50	0.10	ug/L			12/06/23 03:39	1
Trichlorofluoromethane	ND		0.50	0.10	ug/L			12/06/23 03:39	1
4-Chlorotoluene	ND		0.50	0.080	ug/L			12/06/23 03:39	1
Dichlorodifluoromethane	ND		0.50	0.10	ug/L			12/06/23 03:39	1
1,2-Dichloropropane	ND		0.50	0.10	ug/L			12/06/23 03:39	1
1,1,2-Trichloroethane	ND		0.50	0.080	ug/L			12/06/23 03:39	1
Acrylonitrile	ND	cn	5.0	0.40	ug/L			12/06/23 03:39	1
Trichloroethene	ND		0.50	0.080	ug/L			12/06/23 03:39	1
1,1,1,2-Tetrachloroethane	ND		0.50	0.10	ug/L			12/06/23 03:39	1
1,2-Dichlorobenzene	ND		0.50	0.070	ug/L			12/06/23 03:39	1
1,2-Dibromo-3-Chloropropane	ND		0.50	0.10	ug/L			12/06/23 03:39	1

Client Sample Results

Client: Groundwater & Environmental Services Inc
 Project/Site: Carroll Monrovia

Job ID: 410-153154-1

Client Sample ID: MW-7

Lab Sample ID: 410-153154-1

Date Collected: 11/29/23 10:15

Matrix: Water

Date Received: 12/01/23 18:30

Method: SW846 8260C LL - Volatile Organic Compounds by GC/MS (Continued)

Analyte	Result	Qualifier	RL	MDL	Unit	D	Prepared	Analyzed	Dil Fac
Bromobenzene	ND		0.50	0.080	ug/L			12/06/23 03:39	1
Bromochloromethane	ND		0.50	0.080	ug/L			12/06/23 03:39	1
Isopropylbenzene	ND		0.50	0.080	ug/L			12/06/23 03:39	1
Dibromomethane	ND		0.50	0.080	ug/L			12/06/23 03:39	1
di-Isopropyl ether	0.21	J	0.50	0.10	ug/L			12/06/23 03:39	1
Ethyl t-butyl ether	ND		0.50	0.080	ug/L			12/06/23 03:39	1
Hexachlorobutadiene	ND		0.50	0.080	ug/L			12/06/23 03:39	1
Naphthalene	ND		0.50	0.080	ug/L			12/06/23 03:39	1
n-Butylbenzene	ND		0.50	0.080	ug/L			12/06/23 03:39	1
N-Propylbenzene	ND		0.50	0.10	ug/L			12/06/23 03:39	1
p-Isopropyltoluene	ND		0.50	0.080	ug/L			12/06/23 03:39	1
sec-Butylbenzene	ND		0.50	0.10	ug/L			12/06/23 03:39	1
t-Amyl methyl ether	ND		0.50	0.20	ug/L			12/06/23 03:39	1
t-Butyl alcohol	ND		10	3.0	ug/L			12/06/23 03:39	1
tert-Butylbenzene	ND		0.50	0.080	ug/L			12/06/23 03:39	1
trans-1,4-Dichloro-2-butene	ND		5.0	2.0	ug/L			12/06/23 03:39	1
Surrogate	%Recovery	Qualifier	Limits				Prepared	Analyzed	Dil Fac
1,2-Dichloroethane-d4 (Surr)	100		80 - 120					12/06/23 03:39	1
Dibromofluoromethane (Surr)	98		80 - 120					12/06/23 03:39	1
4-Bromofluorobenzene (Surr)	91		80 - 120					12/06/23 03:39	1
Toluene-d8 (Surr)	96		80 - 120					12/06/23 03:39	1

Client Sample Results

Client: Groundwater & Environmental Services Inc
Project/Site: Carroll Monrovia

Job ID: 410-153154-1

Client Sample ID: MW-14D

Lab Sample ID: 410-153154-2

Date Collected: 11/29/23 11:35

Matrix: Water

Date Received: 12/01/23 18:30

Method: SW846 8260C LL - Volatile Organic Compounds by GC/MS

Analyte	Result	Qualifier	RL	MDL	Unit	D	Prepared	Analyzed	Dil Fac
1,1,1,2-Tetrachloroethane	ND		0.50	0.070	ug/L			12/06/23 04:00	1
cis-1,3-Dichloropropene	ND		0.50	0.10	ug/L			12/06/23 04:00	1
trans-1,3-Dichloropropene	ND		0.50	0.080	ug/L			12/06/23 04:00	1
Ethylbenzene	ND		0.50	0.080	ug/L			12/06/23 04:00	1
Styrene	ND		0.50	0.070	ug/L			12/06/23 04:00	1
1,4-Dichlorobenzene	ND		0.50	0.070	ug/L			12/06/23 04:00	1
1,2-Dibromoethane	ND		0.50	0.080	ug/L			12/06/23 04:00	1
1,1-Dichloropropene	ND		0.50	0.10	ug/L			12/06/23 04:00	1
1,2-Dichloroethane	ND		0.50	0.070	ug/L			12/06/23 04:00	1
1,2,3-Trichlorobenzene	ND		0.50	0.070	ug/L			12/06/23 04:00	1
1,2,3-Trichloropropane	ND		1.0	0.10	ug/L			12/06/23 04:00	1
Toluene	ND		0.50	0.080	ug/L			12/06/23 04:00	1
Chlorobenzene	ND		0.50	0.070	ug/L			12/06/23 04:00	1
1,2,4-Trimethylbenzene	ND		0.50	0.080	ug/L			12/06/23 04:00	1
1,2,4-Trichlorobenzene	ND		0.50	0.070	ug/L			12/06/23 04:00	1
Dibromochloromethane	ND		0.50	0.080	ug/L			12/06/23 04:00	1
Xylenes, Total	ND		1.0	0.070	ug/L			12/06/23 04:00	1
Tetrachloroethene	ND		0.50	0.20	ug/L			12/06/23 04:00	1
cis-1,2-Dichloroethene	ND		0.50	0.080	ug/L			12/06/23 04:00	1
trans-1,2-Dichloroethene	ND		0.50	0.10	ug/L			12/06/23 04:00	1
Methyl tertiary butyl ether	18		0.50	0.080	ug/L			12/06/23 04:00	1
1,3,5-Trimethylbenzene	ND		0.50	0.080	ug/L			12/06/23 04:00	1
1,3-Dichlorobenzene	ND		0.50	0.070	ug/L			12/06/23 04:00	1
1,3-Dichloropropane	ND		0.50	0.080	ug/L			12/06/23 04:00	1
Chloroform	ND		0.50	0.090	ug/L			12/06/23 04:00	1
Benzene	ND		0.50	0.10	ug/L			12/06/23 04:00	1
1,1,1-Trichloroethane	ND		0.50	0.080	ug/L			12/06/23 04:00	1
Bromomethane	ND		0.50	0.10	ug/L			12/06/23 04:00	1
Chloromethane	0.21 J		0.50	0.10	ug/L			12/06/23 04:00	1
Chloroethane	ND		0.50	0.10	ug/L			12/06/23 04:00	1
2,2-Dichloropropane	ND		0.50	0.10	ug/L			12/06/23 04:00	1
Vinyl chloride	ND		0.50	0.10	ug/L			12/06/23 04:00	1
Methylene Chloride	ND		0.50	0.20	ug/L			12/06/23 04:00	1
Carbon disulfide	0.22 J		1.0	0.10	ug/L			12/06/23 04:00	1
Bromoform	ND		1.0	0.30	ug/L			12/06/23 04:00	1
Bromodichloromethane	ND		0.50	0.080	ug/L			12/06/23 04:00	1
1,1-Dichloroethane	ND		0.50	0.10	ug/L			12/06/23 04:00	1
2-Chlorotoluene	ND		0.50	0.080	ug/L			12/06/23 04:00	1
1,1-Dichloroethene	ND		0.50	0.10	ug/L			12/06/23 04:00	1
Trichlorofluoromethane	ND		0.50	0.10	ug/L			12/06/23 04:00	1
4-Chlorotoluene	ND		0.50	0.080	ug/L			12/06/23 04:00	1
Dichlorodifluoromethane	ND		0.50	0.10	ug/L			12/06/23 04:00	1
1,2-Dichloropropane	ND		0.50	0.10	ug/L			12/06/23 04:00	1
1,1,2-Trichloroethane	ND		0.50	0.080	ug/L			12/06/23 04:00	1
Acrylonitrile	ND	cn	5.0	0.40	ug/L			12/06/23 04:00	1
Trichloroethene	ND		0.50	0.080	ug/L			12/06/23 04:00	1
1,1,1,2-Tetrachloroethane	ND		0.50	0.10	ug/L			12/06/23 04:00	1
1,2-Dichlorobenzene	ND		0.50	0.070	ug/L			12/06/23 04:00	1
1,2-Dibromo-3-Chloropropane	ND		0.50	0.10	ug/L			12/06/23 04:00	1

Client Sample Results

Client: Groundwater & Environmental Services Inc
 Project/Site: Carroll Monrovia

Job ID: 410-153154-1

Client Sample ID: MW-14D

Lab Sample ID: 410-153154-2

Date Collected: 11/29/23 11:35

Matrix: Water

Date Received: 12/01/23 18:30

Method: SW846 8260C LL - Volatile Organic Compounds by GC/MS (Continued)

Analyte	Result	Qualifier	RL	MDL	Unit	D	Prepared	Analyzed	Dil Fac
Bromobenzene	ND		0.50	0.080	ug/L			12/06/23 04:00	1
Bromochloromethane	ND		0.50	0.080	ug/L			12/06/23 04:00	1
Isopropylbenzene	ND		0.50	0.080	ug/L			12/06/23 04:00	1
Dibromomethane	ND		0.50	0.080	ug/L			12/06/23 04:00	1
di-Isopropyl ether	0.34	J	0.50	0.10	ug/L			12/06/23 04:00	1
Ethyl t-butyl ether	ND		0.50	0.080	ug/L			12/06/23 04:00	1
Hexachlorobutadiene	ND		0.50	0.080	ug/L			12/06/23 04:00	1
Naphthalene	ND		0.50	0.080	ug/L			12/06/23 04:00	1
n-Butylbenzene	ND		0.50	0.080	ug/L			12/06/23 04:00	1
N-Propylbenzene	ND		0.50	0.10	ug/L			12/06/23 04:00	1
p-Isopropyltoluene	ND		0.50	0.080	ug/L			12/06/23 04:00	1
sec-Butylbenzene	ND		0.50	0.10	ug/L			12/06/23 04:00	1
t-Amyl methyl ether	0.27	J	0.50	0.20	ug/L			12/06/23 04:00	1
t-Butyl alcohol	4.2	J	10	3.0	ug/L			12/06/23 04:00	1
tert-Butylbenzene	ND		0.50	0.080	ug/L			12/06/23 04:00	1
trans-1,4-Dichloro-2-butene	ND		5.0	2.0	ug/L			12/06/23 04:00	1
Surrogate	%Recovery	Qualifier	Limits				Prepared	Analyzed	Dil Fac
1,2-Dichloroethane-d4 (Surr)	98		80 - 120					12/06/23 04:00	1
Dibromofluoromethane (Surr)	97		80 - 120					12/06/23 04:00	1
4-Bromofluorobenzene (Surr)	92		80 - 120					12/06/23 04:00	1
Toluene-d8 (Surr)	96		80 - 120					12/06/23 04:00	1

Client Sample Results

Client: Groundwater & Environmental Services Inc
 Project/Site: Carroll Monrovia

Job ID: 410-153154-1

Client Sample ID: MW-18D

Lab Sample ID: 410-153154-3

Date Collected: 11/29/23 13:00

Matrix: Water

Date Received: 12/01/23 18:30

Method: SW846 8260C LL - Volatile Organic Compounds by GC/MS

Analyte	Result	Qualifier	RL	MDL	Unit	D	Prepared	Analyzed	Dil Fac
1,1,1,2-Tetrachloroethane	ND		0.50	0.070	ug/L			12/06/23 04:21	1
cis-1,3-Dichloropropene	ND		0.50	0.10	ug/L			12/06/23 04:21	1
trans-1,3-Dichloropropene	ND		0.50	0.080	ug/L			12/06/23 04:21	1
Ethylbenzene	ND		0.50	0.080	ug/L			12/06/23 04:21	1
Styrene	ND		0.50	0.070	ug/L			12/06/23 04:21	1
1,4-Dichlorobenzene	ND		0.50	0.070	ug/L			12/06/23 04:21	1
1,2-Dibromoethane	ND		0.50	0.080	ug/L			12/06/23 04:21	1
1,1-Dichloropropene	ND		0.50	0.10	ug/L			12/06/23 04:21	1
1,2-Dichloroethane	ND		0.50	0.070	ug/L			12/06/23 04:21	1
1,2,3-Trichlorobenzene	ND		0.50	0.070	ug/L			12/06/23 04:21	1
1,2,3-Trichloropropane	ND		1.0	0.10	ug/L			12/06/23 04:21	1
Toluene	ND		0.50	0.080	ug/L			12/06/23 04:21	1
Chlorobenzene	ND		0.50	0.070	ug/L			12/06/23 04:21	1
1,2,4-Trimethylbenzene	ND		0.50	0.080	ug/L			12/06/23 04:21	1
1,2,4-Trichlorobenzene	ND		0.50	0.070	ug/L			12/06/23 04:21	1
Dibromochloromethane	ND		0.50	0.080	ug/L			12/06/23 04:21	1
Xylenes, Total	ND		1.0	0.070	ug/L			12/06/23 04:21	1
Tetrachloroethene	ND		0.50	0.20	ug/L			12/06/23 04:21	1
cis-1,2-Dichloroethene	ND		0.50	0.080	ug/L			12/06/23 04:21	1
trans-1,2-Dichloroethene	ND		0.50	0.10	ug/L			12/06/23 04:21	1
Methyl tertiary butyl ether	16		0.50	0.080	ug/L			12/06/23 04:21	1
1,3,5-Trimethylbenzene	ND		0.50	0.080	ug/L			12/06/23 04:21	1
1,3-Dichlorobenzene	ND		0.50	0.070	ug/L			12/06/23 04:21	1
1,3-Dichloropropane	ND		0.50	0.080	ug/L			12/06/23 04:21	1
Chloroform	ND		0.50	0.090	ug/L			12/06/23 04:21	1
Benzene	ND		0.50	0.10	ug/L			12/06/23 04:21	1
1,1,1-Trichloroethane	ND		0.50	0.080	ug/L			12/06/23 04:21	1
Bromomethane	ND		0.50	0.10	ug/L			12/06/23 04:21	1
Chloromethane	ND		0.50	0.10	ug/L			12/06/23 04:21	1
Chloroethane	ND		0.50	0.10	ug/L			12/06/23 04:21	1
2,2-Dichloropropane	ND		0.50	0.10	ug/L			12/06/23 04:21	1
Vinyl chloride	ND		0.50	0.10	ug/L			12/06/23 04:21	1
Methylene Chloride	ND		0.50	0.20	ug/L			12/06/23 04:21	1
Carbon disulfide	ND		1.0	0.10	ug/L			12/06/23 04:21	1
Bromoform	ND		1.0	0.30	ug/L			12/06/23 04:21	1
Bromodichloromethane	ND		0.50	0.080	ug/L			12/06/23 04:21	1
1,1-Dichloroethane	ND		0.50	0.10	ug/L			12/06/23 04:21	1
2-Chlorotoluene	ND		0.50	0.080	ug/L			12/06/23 04:21	1
1,1-Dichloroethene	ND		0.50	0.10	ug/L			12/06/23 04:21	1
Trichlorofluoromethane	ND		0.50	0.10	ug/L			12/06/23 04:21	1
4-Chlorotoluene	ND		0.50	0.080	ug/L			12/06/23 04:21	1
Dichlorodifluoromethane	ND		0.50	0.10	ug/L			12/06/23 04:21	1
1,2-Dichloropropane	ND		0.50	0.10	ug/L			12/06/23 04:21	1
1,1,2-Trichloroethane	ND		0.50	0.080	ug/L			12/06/23 04:21	1
Acrylonitrile	ND	cn	5.0	0.40	ug/L			12/06/23 04:21	1
Trichloroethene	ND		0.50	0.080	ug/L			12/06/23 04:21	1
1,1,1,2-Tetrachloroethane	ND		0.50	0.10	ug/L			12/06/23 04:21	1
1,2-Dichlorobenzene	ND		0.50	0.070	ug/L			12/06/23 04:21	1
1,2-Dibromo-3-Chloropropane	ND		0.50	0.10	ug/L			12/06/23 04:21	1

Client Sample Results

Client: Groundwater & Environmental Services Inc
 Project/Site: Carroll Monrovia

Job ID: 410-153154-1

Client Sample ID: MW-18D

Lab Sample ID: 410-153154-3

Date Collected: 11/29/23 13:00

Matrix: Water

Date Received: 12/01/23 18:30

Method: SW846 8260C LL - Volatile Organic Compounds by GC/MS (Continued)

Analyte	Result	Qualifier	RL	MDL	Unit	D	Prepared	Analyzed	Dil Fac
Bromobenzene	ND		0.50	0.080	ug/L			12/06/23 04:21	1
Bromochloromethane	ND		0.50	0.080	ug/L			12/06/23 04:21	1
Isopropylbenzene	ND		0.50	0.080	ug/L			12/06/23 04:21	1
Dibromomethane	ND		0.50	0.080	ug/L			12/06/23 04:21	1
di-Isopropyl ether	0.16	J	0.50	0.10	ug/L			12/06/23 04:21	1
Ethyl t-butyl ether	ND		0.50	0.080	ug/L			12/06/23 04:21	1
Hexachlorobutadiene	ND		0.50	0.080	ug/L			12/06/23 04:21	1
Naphthalene	ND		0.50	0.080	ug/L			12/06/23 04:21	1
n-Butylbenzene	ND		0.50	0.080	ug/L			12/06/23 04:21	1
N-Propylbenzene	ND		0.50	0.10	ug/L			12/06/23 04:21	1
p-Isopropyltoluene	ND		0.50	0.080	ug/L			12/06/23 04:21	1
sec-Butylbenzene	ND		0.50	0.10	ug/L			12/06/23 04:21	1
t-Amyl methyl ether	0.31	J	0.50	0.20	ug/L			12/06/23 04:21	1
t-Butyl alcohol	4.7	J	10	3.0	ug/L			12/06/23 04:21	1
tert-Butylbenzene	ND		0.50	0.080	ug/L			12/06/23 04:21	1
trans-1,4-Dichloro-2-butene	ND		5.0	2.0	ug/L			12/06/23 04:21	1

Surrogate	%Recovery	Qualifier	Limits	Prepared	Analyzed	Dil Fac
1,2-Dichloroethane-d4 (Surr)	98		80 - 120		12/06/23 04:21	1
Dibromofluoromethane (Surr)	98		80 - 120		12/06/23 04:21	1
4-Bromofluorobenzene (Surr)	91		80 - 120		12/06/23 04:21	1
Toluene-d8 (Surr)	96		80 - 120		12/06/23 04:21	1

Client Sample Results

Client: Groundwater & Environmental Services Inc
 Project/Site: Carroll Monrovia

Job ID: 410-153154-1

Client Sample ID: MW-18S-R

Lab Sample ID: 410-153154-4

Date Collected: 11/29/23 14:05

Matrix: Water

Date Received: 12/01/23 18:30

Method: SW846 8260C LL - Volatile Organic Compounds by GC/MS

Analyte	Result	Qualifier	RL	MDL	Unit	D	Prepared	Analyzed	Dil Fac
1,1,1,2-Tetrachloroethane	ND		0.50	0.070	ug/L			12/06/23 04:43	1
cis-1,3-Dichloropropene	ND		0.50	0.10	ug/L			12/06/23 04:43	1
trans-1,3-Dichloropropene	ND		0.50	0.080	ug/L			12/06/23 04:43	1
Ethylbenzene	ND		0.50	0.080	ug/L			12/06/23 04:43	1
Styrene	ND		0.50	0.070	ug/L			12/06/23 04:43	1
1,4-Dichlorobenzene	ND		0.50	0.070	ug/L			12/06/23 04:43	1
1,2-Dibromoethane	ND		0.50	0.080	ug/L			12/06/23 04:43	1
1,1-Dichloropropene	ND		0.50	0.10	ug/L			12/06/23 04:43	1
1,2-Dichloroethane	ND		0.50	0.070	ug/L			12/06/23 04:43	1
1,2,3-Trichlorobenzene	ND		0.50	0.070	ug/L			12/06/23 04:43	1
1,2,3-Trichloropropane	ND		1.0	0.10	ug/L			12/06/23 04:43	1
Toluene	ND		0.50	0.080	ug/L			12/06/23 04:43	1
Chlorobenzene	ND		0.50	0.070	ug/L			12/06/23 04:43	1
1,2,4-Trimethylbenzene	ND		0.50	0.080	ug/L			12/06/23 04:43	1
1,2,4-Trichlorobenzene	ND		0.50	0.070	ug/L			12/06/23 04:43	1
Dibromochloromethane	ND		0.50	0.080	ug/L			12/06/23 04:43	1
Xylenes, Total	ND		1.0	0.070	ug/L			12/06/23 04:43	1
Tetrachloroethene	ND		0.50	0.20	ug/L			12/06/23 04:43	1
cis-1,2-Dichloroethene	ND		0.50	0.080	ug/L			12/06/23 04:43	1
trans-1,2-Dichloroethene	ND		0.50	0.10	ug/L			12/06/23 04:43	1
1,3,5-Trimethylbenzene	ND		0.50	0.080	ug/L			12/06/23 04:43	1
1,3-Dichlorobenzene	ND		0.50	0.070	ug/L			12/06/23 04:43	1
1,3-Dichloropropane	ND		0.50	0.080	ug/L			12/06/23 04:43	1
Chloroform	0.15	J	0.50	0.090	ug/L			12/06/23 04:43	1
Benzene	ND		0.50	0.10	ug/L			12/06/23 04:43	1
1,1,1-Trichloroethane	ND		0.50	0.080	ug/L			12/06/23 04:43	1
Bromomethane	ND		0.50	0.10	ug/L			12/06/23 04:43	1
Chloromethane	ND		0.50	0.10	ug/L			12/06/23 04:43	1
Chloroethane	ND		0.50	0.10	ug/L			12/06/23 04:43	1
2,2-Dichloropropane	ND		0.50	0.10	ug/L			12/06/23 04:43	1
Vinyl chloride	ND		0.50	0.10	ug/L			12/06/23 04:43	1
Methylene Chloride	ND		0.50	0.20	ug/L			12/06/23 04:43	1
Carbon disulfide	ND		1.0	0.10	ug/L			12/06/23 04:43	1
Bromoform	ND		1.0	0.30	ug/L			12/06/23 04:43	1
Bromodichloromethane	ND		0.50	0.080	ug/L			12/06/23 04:43	1
1,1-Dichloroethane	ND		0.50	0.10	ug/L			12/06/23 04:43	1
2-Chlorotoluene	ND		0.50	0.080	ug/L			12/06/23 04:43	1
1,1-Dichloroethene	ND		0.50	0.10	ug/L			12/06/23 04:43	1
Trichlorofluoromethane	ND		0.50	0.10	ug/L			12/06/23 04:43	1
4-Chlorotoluene	ND		0.50	0.080	ug/L			12/06/23 04:43	1
Dichlorodifluoromethane	ND		0.50	0.10	ug/L			12/06/23 04:43	1
1,2-Dichloropropane	ND		0.50	0.10	ug/L			12/06/23 04:43	1
1,1,2-Trichloroethane	ND		0.50	0.080	ug/L			12/06/23 04:43	1
Acrylonitrile	ND	cn	5.0	0.40	ug/L			12/06/23 04:43	1
Trichloroethene	ND		0.50	0.080	ug/L			12/06/23 04:43	1
1,1,2,2-Tetrachloroethane	ND		0.50	0.10	ug/L			12/06/23 04:43	1
1,2-Dichlorobenzene	ND		0.50	0.070	ug/L			12/06/23 04:43	1
1,2-Dibromo-3-Chloropropane	ND		0.50	0.10	ug/L			12/06/23 04:43	1
Bromobenzene	ND		0.50	0.080	ug/L			12/06/23 04:43	1

Client Sample Results

Client: Groundwater & Environmental Services Inc
 Project/Site: Carroll Monrovia

Job ID: 410-153154-1

Client Sample ID: MW-18S-R

Lab Sample ID: 410-153154-4

Date Collected: 11/29/23 14:05

Matrix: Water

Date Received: 12/01/23 18:30

Method: SW846 8260C LL - Volatile Organic Compounds by GC/MS (Continued)

Analyte	Result	Qualifier	RL	MDL	Unit	D	Prepared	Analyzed	Dil Fac
Bromochloromethane	ND		0.50	0.080	ug/L			12/06/23 04:43	1
Isopropylbenzene	ND		0.50	0.080	ug/L			12/06/23 04:43	1
Dibromomethane	ND		0.50	0.080	ug/L			12/06/23 04:43	1
di-Isopropyl ether	2.9		0.50	0.10	ug/L			12/06/23 04:43	1
Ethyl t-butyl ether	ND		0.50	0.080	ug/L			12/06/23 04:43	1
Hexachlorobutadiene	ND		0.50	0.080	ug/L			12/06/23 04:43	1
Naphthalene	ND		0.50	0.080	ug/L			12/06/23 04:43	1
n-Butylbenzene	ND		0.50	0.080	ug/L			12/06/23 04:43	1
N-Propylbenzene	ND		0.50	0.10	ug/L			12/06/23 04:43	1
p-Isopropyltoluene	ND		0.50	0.080	ug/L			12/06/23 04:43	1
sec-Butylbenzene	ND		0.50	0.10	ug/L			12/06/23 04:43	1
t-Amyl methyl ether	0.30 J		0.50	0.20	ug/L			12/06/23 04:43	1
t-Butyl alcohol	ND		10	3.0	ug/L			12/06/23 04:43	1
tert-Butylbenzene	ND		0.50	0.080	ug/L			12/06/23 04:43	1
trans-1,4-Dichloro-2-butene	ND		5.0	2.0	ug/L			12/06/23 04:43	1

Surrogate	%Recovery	Qualifier	Limits	Prepared	Analyzed	Dil Fac
1,2-Dichloroethane-d4 (Surr)	100		80 - 120		12/06/23 04:43	1
Dibromofluoromethane (Surr)	98		80 - 120		12/06/23 04:43	1
4-Bromofluorobenzene (Surr)	91		80 - 120		12/06/23 04:43	1
Toluene-d8 (Surr)	97		80 - 120		12/06/23 04:43	1

Method: SW846 8260C LL - Volatile Organic Compounds by GC/MS - DL

Analyte	Result	Qualifier	RL	MDL	Unit	D	Prepared	Analyzed	Dil Fac
Methyl tertiary butyl ether	32		5.0	0.80	ug/L			12/07/23 23:53	10

Surrogate	%Recovery	Qualifier	Limits	Prepared	Analyzed	Dil Fac
1,2-Dichloroethane-d4 (Surr)	100		80 - 120		12/07/23 23:53	10
Dibromofluoromethane (Surr)	102		80 - 120		12/07/23 23:53	10
4-Bromofluorobenzene (Surr)	101		80 - 120		12/07/23 23:53	10
Toluene-d8 (Surr)	87		80 - 120		12/07/23 23:53	10

Client Sample Results

Client: Groundwater & Environmental Services Inc
 Project/Site: Carroll Monrovia

Job ID: 410-153154-1

Client Sample ID: MW-4

Lab Sample ID: 410-153154-5

Date Collected: 11/29/23 14:30

Matrix: Water

Date Received: 12/01/23 18:30

Method: SW846 8260C LL - Volatile Organic Compounds by GC/MS

Analyte	Result	Qualifier	RL	MDL	Unit	D	Prepared	Analyzed	Dil Fac
1,1,1,2-Tetrachloroethane	ND		0.50	0.070	ug/L			12/06/23 05:04	1
cis-1,3-Dichloropropene	ND		0.50	0.10	ug/L			12/06/23 05:04	1
trans-1,3-Dichloropropene	ND		0.50	0.080	ug/L			12/06/23 05:04	1
Ethylbenzene	ND		0.50	0.080	ug/L			12/06/23 05:04	1
Styrene	ND		0.50	0.070	ug/L			12/06/23 05:04	1
1,4-Dichlorobenzene	ND		0.50	0.070	ug/L			12/06/23 05:04	1
1,2-Dibromoethane	ND		0.50	0.080	ug/L			12/06/23 05:04	1
1,1-Dichloropropene	ND		0.50	0.10	ug/L			12/06/23 05:04	1
1,2-Dichloroethane	ND		0.50	0.070	ug/L			12/06/23 05:04	1
1,2,3-Trichlorobenzene	ND		0.50	0.070	ug/L			12/06/23 05:04	1
1,2,3-Trichloropropane	ND		1.0	0.10	ug/L			12/06/23 05:04	1
Toluene	ND		0.50	0.080	ug/L			12/06/23 05:04	1
Chlorobenzene	ND		0.50	0.070	ug/L			12/06/23 05:04	1
1,2,4-Trimethylbenzene	ND		0.50	0.080	ug/L			12/06/23 05:04	1
1,2,4-Trichlorobenzene	ND		0.50	0.070	ug/L			12/06/23 05:04	1
Dibromochloromethane	ND		0.50	0.080	ug/L			12/06/23 05:04	1
Xylenes, Total	ND		1.0	0.070	ug/L			12/06/23 05:04	1
Tetrachloroethene	ND		0.50	0.20	ug/L			12/06/23 05:04	1
cis-1,2-Dichloroethene	ND		0.50	0.080	ug/L			12/06/23 05:04	1
trans-1,2-Dichloroethene	ND		0.50	0.10	ug/L			12/06/23 05:04	1
Methyl tertiary butyl ether	ND		0.50	0.080	ug/L			12/06/23 05:04	1
1,3,5-Trimethylbenzene	ND		0.50	0.080	ug/L			12/06/23 05:04	1
1,3-Dichlorobenzene	ND		0.50	0.070	ug/L			12/06/23 05:04	1
1,3-Dichloropropane	ND		0.50	0.080	ug/L			12/06/23 05:04	1
Chloroform	ND		0.50	0.090	ug/L			12/06/23 05:04	1
Benzene	ND		0.50	0.10	ug/L			12/06/23 05:04	1
1,1,1-Trichloroethane	ND		0.50	0.080	ug/L			12/06/23 05:04	1
Bromomethane	ND		0.50	0.10	ug/L			12/06/23 05:04	1
Chloromethane	ND		0.50	0.10	ug/L			12/06/23 05:04	1
Chloroethane	ND		0.50	0.10	ug/L			12/06/23 05:04	1
2,2-Dichloropropane	ND		0.50	0.10	ug/L			12/06/23 05:04	1
Vinyl chloride	ND		0.50	0.10	ug/L			12/06/23 05:04	1
Methylene Chloride	ND		0.50	0.20	ug/L			12/06/23 05:04	1
Carbon disulfide	ND		1.0	0.10	ug/L			12/06/23 05:04	1
Bromoform	ND		1.0	0.30	ug/L			12/06/23 05:04	1
Bromodichloromethane	ND		0.50	0.080	ug/L			12/06/23 05:04	1
1,1-Dichloroethane	ND		0.50	0.10	ug/L			12/06/23 05:04	1
2-Chlorotoluene	ND		0.50	0.080	ug/L			12/06/23 05:04	1
1,1-Dichloroethene	ND		0.50	0.10	ug/L			12/06/23 05:04	1
Trichlorofluoromethane	ND		0.50	0.10	ug/L			12/06/23 05:04	1
4-Chlorotoluene	ND		0.50	0.080	ug/L			12/06/23 05:04	1
Dichlorodifluoromethane	ND		0.50	0.10	ug/L			12/06/23 05:04	1
1,2-Dichloropropane	ND		0.50	0.10	ug/L			12/06/23 05:04	1
1,1,2-Trichloroethane	ND		0.50	0.080	ug/L			12/06/23 05:04	1
Acrylonitrile	ND	cn	5.0	0.40	ug/L			12/06/23 05:04	1
Trichloroethene	ND		0.50	0.080	ug/L			12/06/23 05:04	1
1,1,1,2-Tetrachloroethane	ND		0.50	0.10	ug/L			12/06/23 05:04	1
1,2-Dichlorobenzene	ND		0.50	0.070	ug/L			12/06/23 05:04	1
1,2-Dibromo-3-Chloropropane	ND		0.50	0.10	ug/L			12/06/23 05:04	1

Client Sample Results

Client: Groundwater & Environmental Services Inc
 Project/Site: Carroll Monrovia

Job ID: 410-153154-1

Client Sample ID: MW-4

Lab Sample ID: 410-153154-5

Date Collected: 11/29/23 14:30

Matrix: Water

Date Received: 12/01/23 18:30

Method: SW846 8260C LL - Volatile Organic Compounds by GC/MS (Continued)

Analyte	Result	Qualifier	RL	MDL	Unit	D	Prepared	Analyzed	Dil Fac
Bromobenzene	ND		0.50	0.080	ug/L			12/06/23 05:04	1
Bromochloromethane	ND		0.50	0.080	ug/L			12/06/23 05:04	1
Isopropylbenzene	ND		0.50	0.080	ug/L			12/06/23 05:04	1
Dibromomethane	ND		0.50	0.080	ug/L			12/06/23 05:04	1
di-Isopropyl ether	ND		0.50	0.10	ug/L			12/06/23 05:04	1
Ethyl t-butyl ether	ND		0.50	0.080	ug/L			12/06/23 05:04	1
Hexachlorobutadiene	ND		0.50	0.080	ug/L			12/06/23 05:04	1
Naphthalene	ND		0.50	0.080	ug/L			12/06/23 05:04	1
n-Butylbenzene	ND		0.50	0.080	ug/L			12/06/23 05:04	1
N-Propylbenzene	ND		0.50	0.10	ug/L			12/06/23 05:04	1
p-Isopropyltoluene	ND		0.50	0.080	ug/L			12/06/23 05:04	1
sec-Butylbenzene	ND		0.50	0.10	ug/L			12/06/23 05:04	1
t-Amyl methyl ether	ND		0.50	0.20	ug/L			12/06/23 05:04	1
t-Butyl alcohol	ND		10	3.0	ug/L			12/06/23 05:04	1
tert-Butylbenzene	ND		0.50	0.080	ug/L			12/06/23 05:04	1
trans-1,4-Dichloro-2-butene	ND		5.0	2.0	ug/L			12/06/23 05:04	1
Surrogate	%Recovery	Qualifier	Limits				Prepared	Analyzed	Dil Fac
1,2-Dichloroethane-d4 (Surr)	100		80 - 120					12/06/23 05:04	1
Dibromofluoromethane (Surr)	99		80 - 120					12/06/23 05:04	1
4-Bromofluorobenzene (Surr)	88		80 - 120					12/06/23 05:04	1
Toluene-d8 (Surr)	96		80 - 120					12/06/23 05:04	1

Surrogate Summary

Client: Groundwater & Environmental Services Inc
 Project/Site: Carroll Monrovia

Job ID: 410-153154-1

Method: 8260C LL - Volatile Organic Compounds by GC/MS

Matrix: Water

Prep Type: Total/NA

Lab Sample ID	Client Sample ID	Percent Surrogate Recovery (Acceptance Limits)			
		DCA (80-120)	DBFM (80-120)	BFB (80-120)	TOL (80-120)
410-153154-1	MW-7	100	98	91	96
410-153154-2	MW-14D	98	97	92	96
410-153154-3	MW-18D	98	98	91	96
410-153154-4	MW-18S-R	100	98	91	97
410-153154-4 - DL	MW-18S-R	100	102	101	87
410-153154-5	MW-4	100	99	88	96
LCS 410-450419/5	Lab Control Sample	98	96	95	96
LCS 410-451449/5	Lab Control Sample	97	102	105	89
LCSD 410-450419/6	Lab Control Sample Dup	97	96	94	97
LCSD 410-451449/6	Lab Control Sample Dup	99	102	104	89
MB 410-450419/10	Method Blank	96	97	92	96
MB 410-451449/10	Method Blank	99	102	102	88

Surrogate Legend

- DCA = 1,2-Dichloroethane-d4 (Surr)
- DBFM = Dibromofluoromethane (Surr)
- BFB = 4-Bromofluorobenzene (Surr)
- TOL = Toluene-d8 (Surr)



QC Sample Results

Client: Groundwater & Environmental Services Inc
 Project/Site: Carroll Monrovia

Job ID: 410-153154-1

Method: 8260C LL - Volatile Organic Compounds by GC/MS

Lab Sample ID: MB 410-450419/10

Matrix: Water

Analysis Batch: 450419

Client Sample ID: Method Blank

Prep Type: Total/NA

Analyte	MB	MB	RL	MDL	Unit	D	Prepared	Analyzed	Dil Fac
	Result	Qualifier							
1,1,1,2-Tetrachloroethane	ND		0.50	0.070	ug/L			12/05/23 21:43	1
cis-1,3-Dichloropropene	ND		0.50	0.10	ug/L			12/05/23 21:43	1
trans-1,3-Dichloropropene	ND		0.50	0.080	ug/L			12/05/23 21:43	1
Ethylbenzene	ND		0.50	0.080	ug/L			12/05/23 21:43	1
Styrene	ND		0.50	0.070	ug/L			12/05/23 21:43	1
1,4-Dichlorobenzene	ND		0.50	0.070	ug/L			12/05/23 21:43	1
1,2-Dibromoethane	ND		0.50	0.080	ug/L			12/05/23 21:43	1
1,1-Dichloropropene	ND		0.50	0.10	ug/L			12/05/23 21:43	1
1,2-Dichloroethane	ND		0.50	0.070	ug/L			12/05/23 21:43	1
1,2,3-Trichlorobenzene	ND		0.50	0.070	ug/L			12/05/23 21:43	1
1,2,3-Trichloropropane	ND		1.0	0.10	ug/L			12/05/23 21:43	1
Toluene	ND		0.50	0.080	ug/L			12/05/23 21:43	1
Chlorobenzene	ND		0.50	0.070	ug/L			12/05/23 21:43	1
1,2,4-Trimethylbenzene	ND		0.50	0.080	ug/L			12/05/23 21:43	1
1,2,4-Trichlorobenzene	ND		0.50	0.070	ug/L			12/05/23 21:43	1
Dibromochloromethane	ND		0.50	0.080	ug/L			12/05/23 21:43	1
Xylenes, Total	ND		1.0	0.070	ug/L			12/05/23 21:43	1
Tetrachloroethene	ND		0.50	0.20	ug/L			12/05/23 21:43	1
cis-1,2-Dichloroethene	ND		0.50	0.080	ug/L			12/05/23 21:43	1
trans-1,2-Dichloroethene	ND		0.50	0.10	ug/L			12/05/23 21:43	1
Methyl tertiary butyl ether	ND		0.50	0.080	ug/L			12/05/23 21:43	1
1,3,5-Trimethylbenzene	ND		0.50	0.080	ug/L			12/05/23 21:43	1
1,3-Dichlorobenzene	ND		0.50	0.070	ug/L			12/05/23 21:43	1
1,3-Dichloropropane	ND		0.50	0.080	ug/L			12/05/23 21:43	1
Chloroform	ND		0.50	0.090	ug/L			12/05/23 21:43	1
Benzene	ND		0.50	0.10	ug/L			12/05/23 21:43	1
1,1,1-Trichloroethane	ND		0.50	0.080	ug/L			12/05/23 21:43	1
Bromomethane	ND		0.50	0.10	ug/L			12/05/23 21:43	1
Chloromethane	ND		0.50	0.10	ug/L			12/05/23 21:43	1
Chloroethane	ND		0.50	0.10	ug/L			12/05/23 21:43	1
2,2-Dichloropropane	ND		0.50	0.10	ug/L			12/05/23 21:43	1
Vinyl chloride	ND		0.50	0.10	ug/L			12/05/23 21:43	1
Methylene Chloride	ND		0.50	0.20	ug/L			12/05/23 21:43	1
Carbon disulfide	ND		1.0	0.10	ug/L			12/05/23 21:43	1
Bromoform	ND		1.0	0.30	ug/L			12/05/23 21:43	1
Bromodichloromethane	ND		0.50	0.080	ug/L			12/05/23 21:43	1
1,1-Dichloroethane	ND		0.50	0.10	ug/L			12/05/23 21:43	1
2-Chlorotoluene	ND		0.50	0.080	ug/L			12/05/23 21:43	1
1,1-Dichloroethene	ND		0.50	0.10	ug/L			12/05/23 21:43	1
Trichlorofluoromethane	ND		0.50	0.10	ug/L			12/05/23 21:43	1
4-Chlorotoluene	ND		0.50	0.080	ug/L			12/05/23 21:43	1
Dichlorodifluoromethane	ND		0.50	0.10	ug/L			12/05/23 21:43	1
1,2-Dichloropropane	ND		0.50	0.10	ug/L			12/05/23 21:43	1
1,1,2-Trichloroethane	ND		0.50	0.080	ug/L			12/05/23 21:43	1
Acrylonitrile	ND		5.0	0.40	ug/L			12/05/23 21:43	1
Trichloroethene	ND		0.50	0.080	ug/L			12/05/23 21:43	1
1,1,2,2-Tetrachloroethane	ND		0.50	0.10	ug/L			12/05/23 21:43	1
1,2-Dichlorobenzene	ND		0.50	0.070	ug/L			12/05/23 21:43	1

Eurofins Lancaster Laboratories Environment Testing, LLC

QC Sample Results

Client: Groundwater & Environmental Services Inc
 Project/Site: Carroll Monrovia

Job ID: 410-153154-1

Method: 8260C LL - Volatile Organic Compounds by GC/MS (Continued)

Lab Sample ID: MB 410-450419/10

Client Sample ID: Method Blank

Matrix: Water

Prep Type: Total/NA

Analysis Batch: 450419

Analyte	MB	MB	RL	MDL	Unit	D	Prepared	Analyzed	Dil Fac
	Result	Qualifier							
1,2-Dibromo-3-Chloropropane	ND		0.50	0.10	ug/L			12/05/23 21:43	1
Bromobenzene	ND		0.50	0.080	ug/L			12/05/23 21:43	1
Bromochloromethane	ND		0.50	0.080	ug/L			12/05/23 21:43	1
Isopropylbenzene	ND		0.50	0.080	ug/L			12/05/23 21:43	1
Dibromomethane	ND		0.50	0.080	ug/L			12/05/23 21:43	1
di-Isopropyl ether	ND		0.50	0.10	ug/L			12/05/23 21:43	1
Ethyl t-butyl ether	ND		0.50	0.080	ug/L			12/05/23 21:43	1
Hexachlorobutadiene	ND		0.50	0.080	ug/L			12/05/23 21:43	1
Naphthalene	ND		0.50	0.080	ug/L			12/05/23 21:43	1
n-Butylbenzene	ND		0.50	0.080	ug/L			12/05/23 21:43	1
N-Propylbenzene	ND		0.50	0.10	ug/L			12/05/23 21:43	1
p-Isopropyltoluene	ND		0.50	0.080	ug/L			12/05/23 21:43	1
sec-Butylbenzene	ND		0.50	0.10	ug/L			12/05/23 21:43	1
t-Amyl methyl ether	ND		0.50	0.20	ug/L			12/05/23 21:43	1
t-Butyl alcohol	ND		10	3.0	ug/L			12/05/23 21:43	1
tert-Butylbenzene	ND		0.50	0.080	ug/L			12/05/23 21:43	1
trans-1,4-Dichloro-2-butene	ND		5.0	2.0	ug/L			12/05/23 21:43	1

Surrogate	MB	MB	Limits	Prepared	Analyzed	Dil Fac
	%Recovery	Qualifier				
1,2-Dichloroethane-d4 (Surr)	96		80 - 120		12/05/23 21:43	1
Dibromofluoromethane (Surr)	97		80 - 120		12/05/23 21:43	1
4-Bromofluorobenzene (Surr)	92		80 - 120		12/05/23 21:43	1
Toluene-d8 (Surr)	96		80 - 120		12/05/23 21:43	1

Lab Sample ID: LCS 410-450419/5

Client Sample ID: Lab Control Sample

Matrix: Water

Prep Type: Total/NA

Analysis Batch: 450419

Analyte	Spike Added	LCS Result	LCS Qualifier	Unit	D	%Rec	%Rec Limits
cis-1,3-Dichloropropene	5.00	4.79		ug/L		96	67 - 121
trans-1,3-Dichloropropene	5.00	5.05		ug/L		101	61 - 129
Ethylbenzene	5.00	4.94		ug/L		99	80 - 120
Styrene	5.00	4.86		ug/L		97	80 - 120
1,4-Dichlorobenzene	5.00	5.06		ug/L		101	80 - 120
1,2-Dibromoethane	5.00	5.27		ug/L		105	80 - 120
1,1-Dichloropropene	5.00	4.90		ug/L		98	74 - 120
1,2-Dichloroethane	5.00	4.99		ug/L		100	69 - 122
1,2,3-Trichlorobenzene	5.00	5.04		ug/L		101	68 - 125
1,2,3-Trichloropropane	5.00	5.14		ug/L		103	80 - 125
Toluene	5.00	4.87		ug/L		97	80 - 120
Chlorobenzene	5.00	5.02		ug/L		100	80 - 120
1,2,4-Trimethylbenzene	5.00	4.68		ug/L		94	80 - 120
1,2,4-Trichlorobenzene	5.00	5.19		ug/L		104	68 - 122
Dibromochloromethane	5.00	5.22		ug/L		104	64 - 138
Xylenes, Total	15.0	14.5		ug/L		97	80 - 120
Tetrachloroethene	5.00	5.14		ug/L		103	80 - 120
cis-1,2-Dichloroethene	5.00	5.00		ug/L		100	80 - 122

QC Sample Results

Client: Groundwater & Environmental Services Inc
 Project/Site: Carroll Monrovia

Job ID: 410-153154-1

Method: 8260C LL - Volatile Organic Compounds by GC/MS (Continued)

Lab Sample ID: LCS 410-450419/5

Matrix: Water

Analysis Batch: 450419

Client Sample ID: Lab Control Sample

Prep Type: Total/NA

Analyte	Spike Added	LCS Result	LCS Qualifier	Unit	D	%Rec	%Rec Limits
trans-1,2-Dichloroethene	5.00	4.93		ug/L		99	80 - 122
Methyl tertiary butyl ether	5.00	4.57		ug/L		91	69 - 120
1,3,5-Trimethylbenzene	5.00	4.76		ug/L		95	80 - 120
1,3-Dichlorobenzene	5.00	5.02		ug/L		100	80 - 120
1,3-Dichloropropane	5.00	5.15		ug/L		103	80 - 120
Chloroform	5.00	4.91		ug/L		98	80 - 120
Benzene	5.00	4.96		ug/L		99	80 - 120
1,1,1-Trichloroethane	5.00	4.88		ug/L		98	78 - 126
Bromomethane	5.00	4.84		ug/L		97	60 - 136
Chloromethane	5.00	4.39		ug/L		88	56 - 124
Chloroethane	5.00	5.13		ug/L		103	63 - 120
2,2-Dichloropropane	5.00	4.66		ug/L		93	61 - 141
Vinyl chloride	5.00	4.48		ug/L		90	60 - 125
Methylene Chloride	5.00	4.94		ug/L		99	80 - 120
Carbon disulfide	5.00	4.51		ug/L		90	67 - 130
Bromoform	5.00	5.12		ug/L		102	49 - 144
Bromodichloromethane	5.00	5.07		ug/L		101	73 - 124
1,1-Dichloroethane	5.00	5.05		ug/L		101	74 - 120
2-Chlorotoluene	5.00	4.87		ug/L		97	80 - 120
1,1-Dichloroethene	5.00	5.01		ug/L		100	80 - 131
Trichlorofluoromethane	5.00	5.14		ug/L		103	62 - 136
4-Chlorotoluene	5.00	4.93		ug/L		99	80 - 120
Dichlorodifluoromethane	5.00	3.53		ug/L		71	43 - 123
1,2-Dichloropropane	5.00	5.21		ug/L		104	80 - 120
1,1,2-Trichloroethane	5.00	5.24		ug/L		105	80 - 120
Acrylonitrile	25.0	27.2		ug/L		109	64 - 139
Trichloroethene	5.00	4.87		ug/L		97	80 - 120
1,1,1,2-Tetrachloroethane	5.00	5.04		ug/L		101	75 - 123
1,2-Dichlorobenzene	5.00	4.99		ug/L		100	80 - 120
1,2-Dibromo-3-Chloropropane	5.00	4.52		ug/L		90	56 - 148
Bromobenzene	5.00	5.18		ug/L		104	80 - 120
Bromochloromethane	5.00	5.23		ug/L		105	80 - 120
Isopropylbenzene	5.00	5.13		ug/L		103	80 - 120
Dibromomethane	5.00	5.35		ug/L		107	80 - 122
di-Isopropyl ether	5.00	4.79		ug/L		96	58 - 131
Ethyl t-butyl ether	5.00	4.62		ug/L		92	57 - 126
Hexachlorobutadiene	5.00	5.62		ug/L		112	72 - 132
Naphthalene	5.00	4.69		ug/L		94	64 - 122
n-Butylbenzene	5.00	5.01		ug/L		100	74 - 123
N-Propylbenzene	5.00	4.91		ug/L		98	74 - 122
p-Isopropyltoluene	5.00	4.83		ug/L		97	80 - 120
sec-Butylbenzene	5.00	4.84		ug/L		97	80 - 120
t-Amyl methyl ether	5.00	4.67		ug/L		93	65 - 125
t-Butyl alcohol	50.0	44.4		ug/L		89	62 - 138
tert-Butylbenzene	5.00	4.47		ug/L		89	79 - 120
trans-1,4-Dichloro-2-butene	25.0	22.7		ug/L		91	10 - 172

QC Sample Results

Client: Groundwater & Environmental Services Inc
 Project/Site: Carroll Monrovia

Job ID: 410-153154-1

Method: 8260C LL - Volatile Organic Compounds by GC/MS (Continued)

Lab Sample ID: LCS 410-450419/5
Matrix: Water
Analysis Batch: 450419

Client Sample ID: Lab Control Sample
Prep Type: Total/NA

Surrogate	LCS LCS		Limits
	%Recovery	Qualifier	
1,2-Dichloroethane-d4 (Surr)	98		80 - 120
Dibromofluoromethane (Surr)	96		80 - 120
4-Bromofluorobenzene (Surr)	95		80 - 120
Toluene-d8 (Surr)	96		80 - 120

Lab Sample ID: LCSD 410-450419/6
Matrix: Water
Analysis Batch: 450419

Client Sample ID: Lab Control Sample Dup
Prep Type: Total/NA

Analyte	Spike Added	LCSD Result	LCSD Qualifier	Unit	D	%Rec	%Rec Limits	RPD	RPD
									Limit
1,1,1,2-Tetrachloroethane	5.00	5.32		ug/L		106	71 - 134	7	30
cis-1,3-Dichloropropene	5.00	5.22		ug/L		104	67 - 121	9	30
trans-1,3-Dichloropropene	5.00	5.56		ug/L		111	61 - 129	10	30
Ethylbenzene	5.00	5.35		ug/L		107	80 - 120	8	30
Styrene	5.00	5.28		ug/L		106	80 - 120	8	30
1,4-Dichlorobenzene	5.00	5.48		ug/L		110	80 - 120	8	30
1,2-Dibromoethane	5.00	5.79		ug/L		116	80 - 120	10	30
1,1-Dichloropropene	5.00	5.34		ug/L		107	74 - 120	8	30
1,2-Dichloroethane	5.00	5.16		ug/L		103	69 - 122	3	30
1,2,3-Trichlorobenzene	5.00	5.49		ug/L		110	68 - 125	9	30
1,2,3-Trichloropropane	5.00	5.61		ug/L		112	80 - 125	9	30
Toluene	5.00	5.32		ug/L		106	80 - 120	9	30
Chlorobenzene	5.00	5.45		ug/L		109	80 - 120	8	30
1,2,4-Trimethylbenzene	5.00	5.13		ug/L		103	80 - 120	9	30
1,2,4-Trichlorobenzene	5.00	5.43		ug/L		109	68 - 122	5	30
Dibromochloromethane	5.00	5.70		ug/L		114	64 - 138	9	30
Xylenes, Total	15.0	15.8		ug/L		105	80 - 120	8	30
Tetrachloroethene	5.00	5.55		ug/L		111	80 - 120	8	30
cis-1,2-Dichloroethene	5.00	5.40		ug/L		108	80 - 122	8	30
trans-1,2-Dichloroethene	5.00	5.17		ug/L		103	80 - 122	5	30
Methyl tertiary butyl ether	5.00	4.99		ug/L		100	69 - 120	9	30
1,3,5-Trimethylbenzene	5.00	5.16		ug/L		103	80 - 120	8	30
1,3-Dichlorobenzene	5.00	5.43		ug/L		109	80 - 120	8	30
1,3-Dichloropropane	5.00	5.73		ug/L		115	80 - 120	11	30
Chloroform	5.00	5.27		ug/L		105	80 - 120	7	30
Benzene	5.00	5.38		ug/L		108	80 - 120	8	30
1,1,1-Trichloroethane	5.00	5.26		ug/L		105	78 - 126	7	30
Bromomethane	5.00	5.18		ug/L		104	60 - 136	7	30
Chloromethane	5.00	4.75		ug/L		95	56 - 124	8	30
Chloroethane	5.00	5.61		ug/L		112	63 - 120	9	30
2,2-Dichloropropane	5.00	5.02		ug/L		100	61 - 141	7	30
Vinyl chloride	5.00	5.03		ug/L		101	60 - 125	12	30
Methylene Chloride	5.00	5.38		ug/L		108	80 - 120	9	30
Carbon disulfide	5.00	4.81		ug/L		96	67 - 130	7	30
Bromoform	5.00	5.63		ug/L		113	49 - 144	10	30
Bromodichloromethane	5.00	5.42		ug/L		108	73 - 124	7	30
1,1-Dichloroethane	5.00	5.43		ug/L		109	74 - 120	7	30
2-Chlorotoluene	5.00	5.26		ug/L		105	80 - 120	8	30

QC Sample Results

Client: Groundwater & Environmental Services Inc
Project/Site: Carroll Monrovia

Job ID: 410-153154-1

Method: 8260C LL - Volatile Organic Compounds by GC/MS (Continued)

Lab Sample ID: LCSD 410-450419/6

Matrix: Water

Analysis Batch: 450419

Client Sample ID: Lab Control Sample Dup

Prep Type: Total/NA

Analyte	Spike	LCSD	LCSD	Unit	D	%Rec	%Rec	RPD	RPD
	Added	Result	Qualifier				Limits		Limit
1,1-Dichloroethene	5.00	5.45		ug/L		109	80 - 131	9	30
Trichlorofluoromethane	5.00	5.40		ug/L		108	62 - 136	5	30
4-Chlorotoluene	5.00	5.40		ug/L		108	80 - 120	9	30
Dichlorodifluoromethane	5.00	3.88		ug/L		78	43 - 123	9	30
1,2-Dichloropropane	5.00	5.59		ug/L		112	80 - 120	7	30
1,1,1,2-Trichloroethane	5.00	5.60		ug/L		112	80 - 120	7	30
Acrylonitrile	25.0	30.3		ug/L		121	64 - 139	11	30
Trichloroethene	5.00	5.26		ug/L		105	80 - 120	8	30
1,1,1,2,2-Tetrachloroethane	5.00	5.46		ug/L		109	75 - 123	8	30
1,2-Dichlorobenzene	5.00	5.40		ug/L		108	80 - 120	8	30
1,2-Dibromo-3-Chloropropane	5.00	4.96		ug/L		99	56 - 148	9	30
Bromobenzene	5.00	5.54		ug/L		111	80 - 120	7	30
Bromochloromethane	5.00	5.71		ug/L		114	80 - 120	9	30
Isopropylbenzene	5.00	5.54		ug/L		111	80 - 120	8	30
Dibromomethane	5.00	5.74		ug/L		115	80 - 122	7	30
di-Isopropyl ether	5.00	5.27		ug/L		105	58 - 131	9	30
Ethyl t-butyl ether	5.00	5.03		ug/L		101	57 - 126	8	30
Hexachlorobutadiene	5.00	6.05		ug/L		121	72 - 132	7	30
Naphthalene	5.00	5.14		ug/L		103	64 - 122	9	30
n-Butylbenzene	5.00	5.23		ug/L		105	74 - 123	4	30
N-Propylbenzene	5.00	5.20		ug/L		104	74 - 122	6	30
p-Isopropyltoluene	5.00	5.20		ug/L		104	80 - 120	7	30
sec-Butylbenzene	5.00	5.19		ug/L		104	80 - 120	7	30
t-Amyl methyl ether	5.00	5.04		ug/L		101	65 - 125	8	30
t-Butyl alcohol	50.0	44.3		ug/L		89	62 - 138	0	30
tert-Butylbenzene	5.00	4.72		ug/L		94	79 - 120	5	30
trans-1,4-Dichloro-2-butene	25.0	23.5		ug/L		94	10 - 172	3	30

Surrogate	LCSD	LCSD	Limits
	%Recovery	Qualifier	
1,2-Dichloroethane-d4 (Surr)	97		80 - 120
Dibromofluoromethane (Surr)	96		80 - 120
4-Bromofluorobenzene (Surr)	94		80 - 120
Toluene-d8 (Surr)	97		80 - 120

Lab Sample ID: MB 410-451449/10

Matrix: Water

Analysis Batch: 451449

Client Sample ID: Method Blank

Prep Type: Total/NA

Analyte	MB	MB	RL	MDL	Unit	D	Prepared	Analyzed	Dil Fac
	Result	Qualifier							
1,1,1,2-Tetrachloroethane	ND		0.50	0.070	ug/L			12/07/23 23:10	1
cis-1,3-Dichloropropene	ND		0.50	0.10	ug/L			12/07/23 23:10	1
trans-1,3-Dichloropropene	ND		0.50	0.080	ug/L			12/07/23 23:10	1
Ethylbenzene	ND		0.50	0.080	ug/L			12/07/23 23:10	1
Styrene	ND		0.50	0.070	ug/L			12/07/23 23:10	1
1,4-Dichlorobenzene	ND		0.50	0.070	ug/L			12/07/23 23:10	1
1,2-Dibromoethane	ND		0.50	0.080	ug/L			12/07/23 23:10	1
1,1-Dichloropropene	ND		0.50	0.10	ug/L			12/07/23 23:10	1
1,2-Dichloroethane	ND		0.50	0.070	ug/L			12/07/23 23:10	1

Eurofins Lancaster Laboratories Environment Testing, LLC

QC Sample Results

Client: Groundwater & Environmental Services Inc
 Project/Site: Carroll Monrovia

Job ID: 410-153154-1

Method: 8260C LL - Volatile Organic Compounds by GC/MS (Continued)

Lab Sample ID: MB 410-451449/10

Client Sample ID: Method Blank

Matrix: Water

Prep Type: Total/NA

Analysis Batch: 451449

Analyte	MB	MB	RL	MDL	Unit	D	Prepared	Analyzed	Dil Fac
	Result	Qualifier							
1,2,3-Trichlorobenzene	ND		0.50	0.070	ug/L			12/07/23 23:10	1
1,2,3-Trichloropropane	ND		1.0	0.10	ug/L			12/07/23 23:10	1
Toluene	ND		0.50	0.080	ug/L			12/07/23 23:10	1
Chlorobenzene	ND		0.50	0.070	ug/L			12/07/23 23:10	1
1,2,4-Trimethylbenzene	ND		0.50	0.080	ug/L			12/07/23 23:10	1
1,2,4-Trichlorobenzene	ND		0.50	0.070	ug/L			12/07/23 23:10	1
Dibromochloromethane	ND		0.50	0.080	ug/L			12/07/23 23:10	1
Xylenes, Total	ND		1.0	0.070	ug/L			12/07/23 23:10	1
Tetrachloroethene	ND		0.50	0.20	ug/L			12/07/23 23:10	1
cis-1,2-Dichloroethene	ND		0.50	0.080	ug/L			12/07/23 23:10	1
trans-1,2-Dichloroethene	ND		0.50	0.10	ug/L			12/07/23 23:10	1
Methyl tertiary butyl ether	ND		0.50	0.080	ug/L			12/07/23 23:10	1
1,3,5-Trimethylbenzene	ND		0.50	0.080	ug/L			12/07/23 23:10	1
1,3-Dichlorobenzene	ND		0.50	0.070	ug/L			12/07/23 23:10	1
1,3-Dichloropropane	ND		0.50	0.080	ug/L			12/07/23 23:10	1
Chloroform	ND		0.50	0.090	ug/L			12/07/23 23:10	1
Benzene	ND		0.50	0.10	ug/L			12/07/23 23:10	1
1,1,1-Trichloroethane	ND		0.50	0.080	ug/L			12/07/23 23:10	1
Bromomethane	ND		0.50	0.10	ug/L			12/07/23 23:10	1
Chloromethane	ND		0.50	0.10	ug/L			12/07/23 23:10	1
Chloroethane	ND		0.50	0.10	ug/L			12/07/23 23:10	1
2,2-Dichloropropane	ND		0.50	0.10	ug/L			12/07/23 23:10	1
Vinyl chloride	ND		0.50	0.10	ug/L			12/07/23 23:10	1
Methylene Chloride	ND		0.50	0.20	ug/L			12/07/23 23:10	1
Carbon disulfide	ND		1.0	0.10	ug/L			12/07/23 23:10	1
Bromoform	ND		1.0	0.30	ug/L			12/07/23 23:10	1
Bromodichloromethane	ND		0.50	0.080	ug/L			12/07/23 23:10	1
1,1-Dichloroethane	ND		0.50	0.10	ug/L			12/07/23 23:10	1
2-Chlorotoluene	ND		0.50	0.080	ug/L			12/07/23 23:10	1
1,1-Dichloroethene	ND		0.50	0.10	ug/L			12/07/23 23:10	1
Trichlorofluoromethane	ND		0.50	0.10	ug/L			12/07/23 23:10	1
4-Chlorotoluene	ND		0.50	0.080	ug/L			12/07/23 23:10	1
Dichlorodifluoromethane	ND		0.50	0.10	ug/L			12/07/23 23:10	1
1,2-Dichloropropane	ND		0.50	0.10	ug/L			12/07/23 23:10	1
1,1,2-Trichloroethane	ND		0.50	0.080	ug/L			12/07/23 23:10	1
Acrylonitrile	ND		5.0	0.40	ug/L			12/07/23 23:10	1
Trichloroethene	ND		0.50	0.080	ug/L			12/07/23 23:10	1
1,1,2,2-Tetrachloroethane	ND		0.50	0.10	ug/L			12/07/23 23:10	1
1,2-Dichlorobenzene	ND		0.50	0.070	ug/L			12/07/23 23:10	1
1,2-Dibromo-3-Chloropropane	ND		0.50	0.10	ug/L			12/07/23 23:10	1
Bromobenzene	ND		0.50	0.080	ug/L			12/07/23 23:10	1
Bromochloromethane	ND		0.50	0.080	ug/L			12/07/23 23:10	1
Isopropylbenzene	ND		0.50	0.080	ug/L			12/07/23 23:10	1
Dibromomethane	ND		0.50	0.080	ug/L			12/07/23 23:10	1
di-Isopropyl ether	ND		0.50	0.10	ug/L			12/07/23 23:10	1
Ethyl t-butyl ether	ND		0.50	0.080	ug/L			12/07/23 23:10	1
Hexachlorobutadiene	ND		0.50	0.080	ug/L			12/07/23 23:10	1
Naphthalene	ND		0.50	0.080	ug/L			12/07/23 23:10	1
n-Butylbenzene	ND		0.50	0.080	ug/L			12/07/23 23:10	1

Eurofins Lancaster Laboratories Environment Testing, LLC

QC Sample Results

Client: Groundwater & Environmental Services Inc
Project/Site: Carroll Monrovia

Job ID: 410-153154-1

Method: 8260C LL - Volatile Organic Compounds by GC/MS (Continued)

Lab Sample ID: MB 410-451449/10

Client Sample ID: Method Blank

Matrix: Water

Prep Type: Total/NA

Analysis Batch: 451449

Analyte	MB	MB	RL	MDL	Unit	D	Prepared	Analyzed	Dil Fac
	Result	Qualifier							
N-Propylbenzene	ND		0.50	0.10	ug/L			12/07/23 23:10	1
p-Isopropyltoluene	ND		0.50	0.080	ug/L			12/07/23 23:10	1
sec-Butylbenzene	ND		0.50	0.10	ug/L			12/07/23 23:10	1
t-Amyl methyl ether	ND		0.50	0.20	ug/L			12/07/23 23:10	1
t-Butyl alcohol	ND		10	3.0	ug/L			12/07/23 23:10	1
tert-Butylbenzene	ND		0.50	0.080	ug/L			12/07/23 23:10	1
trans-1,4-Dichloro-2-butene	ND		5.0	2.0	ug/L			12/07/23 23:10	1

Surrogate	MB	MB	Limits	Prepared	Analyzed	Dil Fac
	%Recovery	Qualifier				
1,2-Dichloroethane-d4 (Surr)	99		80 - 120		12/07/23 23:10	1
Dibromofluoromethane (Surr)	102		80 - 120		12/07/23 23:10	1
4-Bromofluorobenzene (Surr)	102		80 - 120		12/07/23 23:10	1
Toluene-d8 (Surr)	88		80 - 120		12/07/23 23:10	1

Lab Sample ID: LCS 410-451449/5

Client Sample ID: Lab Control Sample

Matrix: Water

Prep Type: Total/NA

Analysis Batch: 451449

Analyte	Spike Added	LCS	LCS	Unit	D	%Rec	%Rec Limits
		Result	Qualifier				
1,1,1,2-Tetrachloroethane	5.00	5.40		ug/L		108	71 - 134
cis-1,3-Dichloropropene	5.00	5.85		ug/L		117	67 - 121
trans-1,3-Dichloropropene	5.00	5.34		ug/L		107	61 - 129
Ethylbenzene	5.00	5.14		ug/L		103	80 - 120
Styrene	5.00	5.11		ug/L		102	80 - 120
1,4-Dichlorobenzene	5.00	4.88		ug/L		98	80 - 120
1,2-Dibromoethane	5.00	5.30		ug/L		106	80 - 120
1,1-Dichloropropene	5.00	5.87		ug/L		117	74 - 120
1,2-Dichloroethane	5.00	5.84		ug/L		117	69 - 122
1,2,3-Trichlorobenzene	5.00	4.27		ug/L		85	68 - 125
1,2,3-Trichloropropane	5.00	4.99		ug/L		100	80 - 125
Toluene	5.00	5.01		ug/L		100	80 - 120
Chlorobenzene	5.00	5.19		ug/L		104	80 - 120
1,2,4-Trimethylbenzene	5.00	4.77		ug/L		95	80 - 120
1,2,4-Trichlorobenzene	5.00	4.67		ug/L		93	68 - 122
Dibromochloromethane	5.00	5.46		ug/L		109	64 - 138
Xylenes, Total	15.0	15.3		ug/L		102	80 - 120
Tetrachloroethene	5.00	5.32		ug/L		106	80 - 120
cis-1,2-Dichloroethene	5.00	6.08		ug/L		122	80 - 122
trans-1,2-Dichloroethene	5.00	5.82		ug/L		116	80 - 122
Methyl tertiary butyl ether	5.00	5.66		ug/L		113	69 - 120
1,3,5-Trimethylbenzene	5.00	4.76		ug/L		95	80 - 120
1,3-Dichlorobenzene	5.00	4.96		ug/L		99	80 - 120
1,3-Dichloropropane	5.00	5.22		ug/L		104	80 - 120
Chloroform	5.00	5.96		ug/L		119	80 - 120
Benzene	5.00	5.88		ug/L		118	80 - 120
1,1,1-Trichloroethane	5.00	6.02		ug/L		120	78 - 126
Bromomethane	5.00	5.27		ug/L		105	60 - 136
Chloromethane	5.00	4.91		ug/L		98	56 - 124

QC Sample Results

Client: Groundwater & Environmental Services Inc
 Project/Site: Carroll Monrovia

Job ID: 410-153154-1

Method: 8260C LL - Volatile Organic Compounds by GC/MS (Continued)

Lab Sample ID: LCS 410-451449/5

Matrix: Water

Analysis Batch: 451449

Client Sample ID: Lab Control Sample

Prep Type: Total/NA

Analyte	Spike Added	LCS	LCS	Unit	D	%Rec	%Rec Limits
		Result	Qualifier				
Chloroethane	5.00	5.30		ug/L		106	63 - 120
2,2-Dichloropropane	5.00	5.95		ug/L		119	61 - 141
Vinyl chloride	5.00	4.91		ug/L		98	60 - 125
Methylene Chloride	5.00	5.96		ug/L		119	80 - 120
Carbon disulfide	5.00	5.45		ug/L		109	67 - 130
Bromoform	5.00	5.57		ug/L		111	49 - 144
Bromodichloromethane	5.00	6.15		ug/L		123	73 - 124
1,1-Dichloroethane	5.00	5.99		ug/L		120	74 - 120
2-Chlorotoluene	5.00	4.85		ug/L		97	80 - 120
1,1-Dichloroethene	5.00	5.87		ug/L		117	80 - 131
Trichlorofluoromethane	5.00	5.40		ug/L		108	62 - 136
4-Chlorotoluene	5.00	4.82		ug/L		96	80 - 120
Dichlorodifluoromethane	5.00	4.52		ug/L		90	43 - 123
1,2-Dichloropropane	5.00	6.13	*+	ug/L		123	80 - 120
1,1,2-Trichloroethane	5.00	5.25		ug/L		105	80 - 120
Acrylonitrile	25.0	25.8		ug/L		103	64 - 139
Trichloroethene	5.00	5.91		ug/L		118	80 - 120
1,1,2,2-Tetrachloroethane	5.00	4.89		ug/L		98	75 - 123
1,2-Dichlorobenzene	5.00	4.91		ug/L		98	80 - 120
1,2-Dibromo-3-Chloropropane	5.00	5.08		ug/L		102	56 - 148
Bromobenzene	5.00	4.87		ug/L		97	80 - 120
Bromochloromethane	5.00	6.35	*+	ug/L		127	80 - 120
Isopropylbenzene	5.00	5.48		ug/L		110	80 - 120
Dibromomethane	5.00	6.11		ug/L		122	80 - 122
di-Isopropyl ether	5.00	5.64		ug/L		113	58 - 131
Ethyl t-butyl ether	5.00	5.72		ug/L		114	57 - 126
Hexachlorobutadiene	5.00	5.18		ug/L		104	72 - 132
Naphthalene	5.00	4.55		ug/L		91	64 - 122
n-Butylbenzene	5.00	4.91		ug/L		98	74 - 123
N-Propylbenzene	5.00	4.90		ug/L		98	74 - 122
p-Isopropyltoluene	5.00	4.78		ug/L		96	80 - 120
sec-Butylbenzene	5.00	4.79		ug/L		96	80 - 120
t-Amyl methyl ether	5.00	5.78		ug/L		116	65 - 125
t-Butyl alcohol	50.0	41.5		ug/L		83	62 - 138
tert-Butylbenzene	5.00	4.50		ug/L		90	79 - 120
trans-1,4-Dichloro-2-butene	25.0	17.2		ug/L		69	10 - 172

Surrogate	LCS		Limits
	%Recovery	Qualifier	
1,2-Dichloroethane-d4 (Surr)	97		80 - 120
Dibromofluoromethane (Surr)	102		80 - 120
4-Bromofluorobenzene (Surr)	105		80 - 120
Toluene-d8 (Surr)	89		80 - 120

QC Sample Results

Client: Groundwater & Environmental Services Inc
 Project/Site: Carroll Monrovia

Job ID: 410-153154-1

Method: 8260C LL - Volatile Organic Compounds by GC/MS (Continued)

Lab Sample ID: LCSD 410-451449/6

Matrix: Water

Analysis Batch: 451449

Client Sample ID: Lab Control Sample Dup

Prep Type: Total/NA

Analyte	Spike Added	LCSD Result	LCSD Qualifier	Unit	D	%Rec	%Rec Limits	RPD	RPD Limit
1,1,1,2-Tetrachloroethane	5.00	5.07		ug/L		101	71 - 134	6	30
cis-1,3-Dichloropropene	5.00	5.54		ug/L		111	67 - 121	5	30
trans-1,3-Dichloropropene	5.00	5.06		ug/L		101	61 - 129	5	30
Ethylbenzene	5.00	4.82		ug/L		96	80 - 120	7	30
Styrene	5.00	4.81		ug/L		96	80 - 120	6	30
1,4-Dichlorobenzene	5.00	4.57		ug/L		91	80 - 120	7	30
1,2-Dibromoethane	5.00	4.91		ug/L		98	80 - 120	8	30
1,1-Dichloropropene	5.00	5.57		ug/L		111	74 - 120	5	30
1,2-Dichloroethane	5.00	5.43		ug/L		109	69 - 122	7	30
1,2,3-Trichlorobenzene	5.00	4.18		ug/L		84	68 - 125	2	30
1,2,3-Trichloropropane	5.00	4.70		ug/L		94	80 - 125	6	30
Toluene	5.00	4.76		ug/L		95	80 - 120	5	30
Chlorobenzene	5.00	4.90		ug/L		98	80 - 120	6	30
1,2,4-Trimethylbenzene	5.00	4.46		ug/L		89	80 - 120	7	30
1,2,4-Trichlorobenzene	5.00	4.50		ug/L		90	68 - 122	4	30
Dibromochloromethane	5.00	5.18		ug/L		104	64 - 138	5	30
Xylenes, Total	15.0	14.5		ug/L		97	80 - 120	5	30
Tetrachloroethene	5.00	4.99		ug/L		100	80 - 120	6	30
cis-1,2-Dichloroethene	5.00	5.70		ug/L		114	80 - 122	6	30
trans-1,2-Dichloroethene	5.00	5.54		ug/L		111	80 - 122	5	30
Methyl tertiary butyl ether	5.00	5.39		ug/L		108	69 - 120	5	30
1,3,5-Trimethylbenzene	5.00	4.53		ug/L		91	80 - 120	5	30
1,3-Dichlorobenzene	5.00	4.64		ug/L		93	80 - 120	7	30
1,3-Dichloropropane	5.00	4.88		ug/L		98	80 - 120	7	30
Chloroform	5.00	5.64		ug/L		113	80 - 120	5	30
Benzene	5.00	5.59		ug/L		112	80 - 120	5	30
1,1,1-Trichloroethane	5.00	5.72		ug/L		114	78 - 126	5	30
Bromomethane	5.00	5.01		ug/L		100	60 - 136	5	30
Chloromethane	5.00	4.74		ug/L		95	56 - 124	4	30
Chloroethane	5.00	4.92		ug/L		98	63 - 120	7	30
2,2-Dichloropropane	5.00	5.77		ug/L		115	61 - 141	3	30
Vinyl chloride	5.00	4.81		ug/L		96	60 - 125	2	30
Methylene Chloride	5.00	5.66		ug/L		113	80 - 120	5	30
Carbon disulfide	5.00	5.23		ug/L		105	67 - 130	4	30
Bromoform	5.00	5.14		ug/L		103	49 - 144	8	30
Bromodichloromethane	5.00	5.79		ug/L		116	73 - 124	6	30
1,1-Dichloroethane	5.00	5.69		ug/L		114	74 - 120	5	30
2-Chlorotoluene	5.00	4.48		ug/L		90	80 - 120	8	30
1,1-Dichloroethene	5.00	5.51		ug/L		110	80 - 131	6	30
Trichlorofluoromethane	5.00	5.19		ug/L		104	62 - 136	4	30
4-Chlorotoluene	5.00	4.51		ug/L		90	80 - 120	7	30
Dichlorodifluoromethane	5.00	4.25		ug/L		85	43 - 123	6	30
1,2-Dichloropropane	5.00	5.80		ug/L		116	80 - 120	6	30
1,1,2-Trichloroethane	5.00	4.95		ug/L		99	80 - 120	6	30
Acrylonitrile	25.0	24.8		ug/L		99	64 - 139	4	30
Trichloroethene	5.00	5.53		ug/L		111	80 - 120	7	30
1,1,1,2-Tetrachloroethane	5.00	4.61		ug/L		92	75 - 123	6	30
1,2-Dichlorobenzene	5.00	4.67		ug/L		93	80 - 120	5	30

QC Sample Results

Client: Groundwater & Environmental Services Inc
 Project/Site: Carroll Monrovia

Job ID: 410-153154-1

Method: 8260C LL - Volatile Organic Compounds by GC/MS (Continued)

Lab Sample ID: LCSD 410-451449/6

Matrix: Water

Analysis Batch: 451449

Client Sample ID: Lab Control Sample Dup

Prep Type: Total/NA

Analyte	Spike	LCSD	LCSD	Unit	D	%Rec	%Rec	RPD	RPD
	Added	Result	Qualifier				Limits		Limit
1,2-Dibromo-3-Chloropropane	5.00	4.72		ug/L		94	56 - 148	7	30
Bromobenzene	5.00	4.64		ug/L		93	80 - 120	5	30
Bromochloromethane	5.00	6.02		ug/L		120	80 - 120	5	30
Isopropylbenzene	5.00	5.19		ug/L		104	80 - 120	5	30
Dibromomethane	5.00	5.88		ug/L		118	80 - 122	4	30
di-Isopropyl ether	5.00	5.37		ug/L		107	58 - 131	5	30
Ethyl t-butyl ether	5.00	5.48		ug/L		110	57 - 126	4	30
Hexachlorobutadiene	5.00	4.90		ug/L		98	72 - 132	6	30
Naphthalene	5.00	4.35		ug/L		87	64 - 122	5	30
n-Butylbenzene	5.00	4.61		ug/L		92	74 - 123	6	30
N-Propylbenzene	5.00	4.57		ug/L		91	74 - 122	7	30
p-Isopropyltoluene	5.00	4.50		ug/L		90	80 - 120	6	30
sec-Butylbenzene	5.00	4.50		ug/L		90	80 - 120	6	30
t-Amyl methyl ether	5.00	5.50		ug/L		110	65 - 125	5	30
t-Butyl alcohol	50.0	42.9		ug/L		86	62 - 138	3	30
tert-Butylbenzene	5.00	4.25		ug/L		85	79 - 120	6	30
trans-1,4-Dichloro-2-butene	25.0	16.6		ug/L		67	10 - 172	3	30

Surrogate	LCSD	LCSD	Limits
	%Recovery	Qualifier	
1,2-Dichloroethane-d4 (Surr)	99		80 - 120
Dibromofluoromethane (Surr)	102		80 - 120
4-Bromofluorobenzene (Surr)	104		80 - 120
Toluene-d8 (Surr)	89		80 - 120

QC Association Summary

Client: Groundwater & Environmental Services Inc
Project/Site: Carroll Monrovia

Job ID: 410-153154-1

GC/MS VOA

Analysis Batch: 450419

Lab Sample ID	Client Sample ID	Prep Type	Matrix	Method	Prep Batch
410-153154-1	MW-7	Total/NA	Water	8260C LL	
410-153154-2	MW-14D	Total/NA	Water	8260C LL	
410-153154-3	MW-18D	Total/NA	Water	8260C LL	
410-153154-4	MW-18S-R	Total/NA	Water	8260C LL	
410-153154-5	MW-4	Total/NA	Water	8260C LL	
MB 410-450419/10	Method Blank	Total/NA	Water	8260C LL	
LCS 410-450419/5	Lab Control Sample	Total/NA	Water	8260C LL	
LCSD 410-450419/6	Lab Control Sample Dup	Total/NA	Water	8260C LL	

Analysis Batch: 451449

Lab Sample ID	Client Sample ID	Prep Type	Matrix	Method	Prep Batch
410-153154-4 - DL	MW-18S-R	Total/NA	Water	8260C LL	
MB 410-451449/10	Method Blank	Total/NA	Water	8260C LL	
LCS 410-451449/5	Lab Control Sample	Total/NA	Water	8260C LL	
LCSD 410-451449/6	Lab Control Sample Dup	Total/NA	Water	8260C LL	

Lab Chronicle

Client: Groundwater & Environmental Services Inc
Project/Site: Carroll Monrovia

Job ID: 410-153154-1

Client Sample ID: MW-7

Lab Sample ID: 410-153154-1

Date Collected: 11/29/23 10:15

Matrix: Water

Date Received: 12/01/23 18:30

Prep Type	Batch Type	Batch Method	Run	Dilution Factor	Batch Number	Analyst	Lab	Prepared or Analyzed
Total/NA	Analysis	8260C LL		1	450419	JS6E	ELLE	12/06/23 03:39

Client Sample ID: MW-14D

Lab Sample ID: 410-153154-2

Date Collected: 11/29/23 11:35

Matrix: Water

Date Received: 12/01/23 18:30

Prep Type	Batch Type	Batch Method	Run	Dilution Factor	Batch Number	Analyst	Lab	Prepared or Analyzed
Total/NA	Analysis	8260C LL		1	450419	JS6E	ELLE	12/06/23 04:00

Client Sample ID: MW-18D

Lab Sample ID: 410-153154-3

Date Collected: 11/29/23 13:00

Matrix: Water

Date Received: 12/01/23 18:30

Prep Type	Batch Type	Batch Method	Run	Dilution Factor	Batch Number	Analyst	Lab	Prepared or Analyzed
Total/NA	Analysis	8260C LL		1	450419	JS6E	ELLE	12/06/23 04:21

Client Sample ID: MW-18S-R

Lab Sample ID: 410-153154-4

Date Collected: 11/29/23 14:05

Matrix: Water

Date Received: 12/01/23 18:30

Prep Type	Batch Type	Batch Method	Run	Dilution Factor	Batch Number	Analyst	Lab	Prepared or Analyzed
Total/NA	Analysis	8260C LL	DL	10	451449	JS6E	ELLE	12/07/23 23:53
Total/NA	Analysis	8260C LL		1	450419	JS6E	ELLE	12/06/23 04:43

Client Sample ID: MW-4

Lab Sample ID: 410-153154-5

Date Collected: 11/29/23 14:30

Matrix: Water

Date Received: 12/01/23 18:30

Prep Type	Batch Type	Batch Method	Run	Dilution Factor	Batch Number	Analyst	Lab	Prepared or Analyzed
Total/NA	Analysis	8260C LL		1	450419	JS6E	ELLE	12/06/23 05:04

Laboratory References:

ELLE = Eurofins Lancaster Laboratories Environment Testing, LLC, 2425 New Holland Pike, Lancaster, PA 17601, TEL (717)656-2300

Accreditation/Certification Summary

Client: Groundwater & Environmental Services Inc
 Project/Site: Carroll Monrovia

Job ID: 410-153154-1

Laboratory: Eurofins Lancaster Laboratories Environment Testing, LLC

Unless otherwise noted, all analytes for this laboratory were covered under each accreditation/certification below.

Authority	Program	Identification Number	Expiration Date
Maryland	State	100	06-30-24

The following analytes are included in this report, but the laboratory is not certified by the governing authority. This list may include analytes for which the agency does not offer certification.

Analysis Method	Prep Method	Matrix	Analyte
8260C LL		Water	1,1,1,2-Tetrachloroethane
8260C LL		Water	1,1,1-Trichloroethane
8260C LL		Water	1,1,2,2-Tetrachloroethane
8260C LL		Water	1,1,2-Trichloroethane
8260C LL		Water	1,1-Dichloroethane
8260C LL		Water	1,1-Dichloroethene
8260C LL		Water	1,1-Dichloropropene
8260C LL		Water	1,2,3-Trichlorobenzene
8260C LL		Water	1,2,3-Trichloropropane
8260C LL		Water	1,2,4-Trichlorobenzene
8260C LL		Water	1,2,4-Trimethylbenzene
8260C LL		Water	1,2-Dibromo-3-Chloropropane
8260C LL		Water	1,2-Dibromoethane
8260C LL		Water	1,2-Dichlorobenzene
8260C LL		Water	1,2-Dichloroethane
8260C LL		Water	1,2-Dichloropropane
8260C LL		Water	1,3,5-Trimethylbenzene
8260C LL		Water	1,3-Dichlorobenzene
8260C LL		Water	1,3-Dichloropropane
8260C LL		Water	1,4-Dichlorobenzene
8260C LL		Water	2,2-Dichloropropane
8260C LL		Water	2-Chlorotoluene
8260C LL		Water	4-Chlorotoluene
8260C LL		Water	Acrylonitrile
8260C LL		Water	Benzene
8260C LL		Water	Bromobenzene
8260C LL		Water	Bromochloromethane
8260C LL		Water	Bromodichloromethane
8260C LL		Water	Bromoform
8260C LL		Water	Bromomethane
8260C LL		Water	Carbon disulfide
8260C LL		Water	Chlorobenzene
8260C LL		Water	Chloroethane
8260C LL		Water	Chloroform
8260C LL		Water	Chloromethane
8260C LL		Water	cis-1,2-Dichloroethene
8260C LL		Water	cis-1,3-Dichloropropene
8260C LL		Water	Dibromochloromethane
8260C LL		Water	Dibromomethane
8260C LL		Water	Dichlorodifluoromethane
8260C LL		Water	di-Isopropyl ether
8260C LL		Water	Ethyl t-butyl ether
8260C LL		Water	Ethylbenzene
8260C LL		Water	Hexachlorobutadiene
8260C LL		Water	Isopropylbenzene



Accreditation/Certification Summary

Client: Groundwater & Environmental Services Inc
 Project/Site: Carroll Monrovia

Job ID: 410-153154-1

Laboratory: Eurofins Lancaster Laboratories Environment Testing, LLC (Continued)

Unless otherwise noted, all analytes for this laboratory were covered under each accreditation/certification below.

Authority	Program	Identification Number	Expiration Date
-----------	---------	-----------------------	-----------------

The following analytes are included in this report, but the laboratory is not certified by the governing authority. This list may include analytes for which the agency does not offer certification.

Analysis Method	Prep Method	Matrix	Analyte
8260C LL		Water	Methyl tertiary butyl ether
8260C LL		Water	Methylene Chloride
8260C LL		Water	Naphthalene
8260C LL		Water	n-Butylbenzene
8260C LL		Water	N-Propylbenzene
8260C LL		Water	p-Isopropyltoluene
8260C LL		Water	sec-Butylbenzene
8260C LL		Water	Styrene
8260C LL		Water	t-Amyl methyl ether
8260C LL		Water	t-Butyl alcohol
8260C LL		Water	tert-Butylbenzene
8260C LL		Water	Tetrachloroethene
8260C LL		Water	Toluene
8260C LL		Water	trans-1,2-Dichloroethene
8260C LL		Water	trans-1,3-Dichloropropene
8260C LL		Water	trans-1,4-Dichloro-2-butene
8260C LL		Water	Trichloroethene
8260C LL		Water	Trichlorofluoromethane
8260C LL		Water	Vinyl chloride
8260C LL		Water	Xylenes, Total



Method Summary

Client: Groundwater & Environmental Services Inc
Project/Site: Carroll Monrovia

Job ID: 410-153154-1

Method	Method Description	Protocol	Laboratory
8260C LL	Volatile Organic Compounds by GC/MS	SW846	ELLE
5030C	Purge and Trap	SW846	ELLE

Protocol References:

SW846 = "Test Methods For Evaluating Solid Waste, Physical/Chemical Methods", Third Edition, November 1986 And Its Updates.

Laboratory References:

ELLE = Eurofins Lancaster Laboratories Environment Testing, LLC, 2425 New Holland Pike, Lancaster, PA 17601, TEL (717)656-2300



Sample Summary

Client: Groundwater & Environmental Services Inc
Project/Site: Carroll Monrovia

Job ID: 410-153154-1

Lab Sample ID	Client Sample ID	Matrix	Collected	Received
410-153154-1	MW-7	Water	11/29/23 10:15	12/01/23 18:30
410-153154-2	MW-14D	Water	11/29/23 11:35	12/01/23 18:30
410-153154-3	MW-18D	Water	11/29/23 13:00	12/01/23 18:30
410-153154-4	MW-18S-R	Water	11/29/23 14:05	12/01/23 18:30
410-153154-5	MW-4	Water	11/29/23 14:30	12/01/23 18:30

1

2

3

4

5

6

7

8

9

10

11

12

13

14

15



410-153154 Chain of Custody

Environmental Analysis Request/Chain of Custody

Acct. # _____ Group # _____ Sample # _____

Client: Groundwater & Env. Services, Inc.				Matrix			Analyses Requested										For Lab Use Only																																																													
Project Name/#: Carroll Monrovia		Site ID #:		<input type="checkbox"/> Sediment <input checked="" type="checkbox"/> Ground <input type="checkbox"/> Surface <input type="checkbox"/> Potable <input type="checkbox"/> NPDES <input type="checkbox"/> Water <input type="checkbox"/> Other:			Preservation Codes										SF #: _____																																																													
Project Manager: Peter Reichardt		P.O. #: 0403470/06/206					<table border="1" style="width: 100%; height: 100%; text-align: center;"> <tr><td>H</td><td></td><td></td><td></td><td></td><td></td><td></td><td></td><td></td><td></td><td></td><td></td><td></td><td></td><td></td><td></td><td></td><td></td><td></td><td></td></tr> <tr><td colspan="20" style="text-align: left; font-size: small;">Full Suite VOCs plus oxygenates and Naphthalene (6260)</td></tr> <tr><td colspan="20" style="text-align: center;"> </td></tr> </table>										H																				Full Suite VOCs plus oxygenates and Naphthalene (6260)																																								SCR #: _____	
H																																																																														
Full Suite VOCs plus oxygenates and Naphthalene (6260)																																																																														
Sampler: Jeff Plummer		PWSID #:		<input type="checkbox"/> Soil <input type="checkbox"/> Composite		<table border="1" style="width: 100%; height: 100%; text-align: center;"> <tr><td colspan="20" style="text-align: center;"> </td></tr> <tr><td colspan="20" style="text-align: center;"> </td></tr> </table>																																																		Preservation Codes H = HCl T = Thiosulfate N = HNO ₃ B = NaOH S = H ₂ SO ₄ P = H ₃ PO ₄ O = Other																						
Phone #: 800-220-3606 x 3726		Quote #:		<table border="1" style="width: 100%; height: 100%; text-align: center;"> <tr><td colspan="20" style="text-align: center;"> </td></tr> <tr><td colspan="20" style="text-align: center;"> </td></tr> </table>																																																																										
State where sample(s) were collected: 11791 Fingerboard Rd, Monrovia, MD				Total # of Containers 3		Full Suite VOCs plus oxygenates and Naphthalene (6260) X										Remarks EQEDD file name: Carroll Monrovia-lab report #.17953. EQEDD.zip Send invoice to: ges-invoices@ gesonline.com & include PO #																																																														
Sample Identification		Collection																<input type="checkbox"/> Grab <input type="checkbox"/> Composite																																																												
		Date	Time	Soil	Water	Other:																																																																								
MW-7		11/29/23	1015		X		3	X											EQEDD file name:																																																											
MW-14D		↓	1135		↓		↓	↓											Carroll Monrovia-lab																																																											
MW-18D		↓	1300		↓		↓	↓											report #.17953.																																																											
MW-18S-R		↓	1405		↓		↓	↓											EQEDD.zip																																																											
MW-4		11/29/23	1430	X	X		3	X											Send invoice to: ges-invoices@ gesonline.com & include PO #																																																											
Turnaround Time Requested (TAT) (please check): Standard <input checked="" type="checkbox"/> Rush <input type="checkbox"/> (Rush TAT is subject to laboratory approval and surcharges.)				Relinquished by: <i>Jeff Plummer</i>		Date	Time	Received by:	Date	Time																																																																				
Date results are needed:				Relinquished by: <i>Denise Woodin</i>		11-30-23	0800	<i>Denise Woodin</i>	11/30/23	0800																																																																				
Rush results requested by (please check): E-Mail <input checked="" type="checkbox"/> Phone <input type="checkbox"/>				Relinquished by: <i>Denise Woodin</i>		12-1-23	1403	<i>Denise Woodin</i>	12/1/23	1403																																																																				
E-mail Address: <u>midatlantic@gesonline.com & ges@equisonline.com</u>				Relinquished by: <i>Theresa D'Elia</i>		12/1/23	1830																																																																							
Phone:				Relinquished by:		Date	Time	Received by:	Date	Time																																																																				
Data Package Options (please check if required)				Relinquished by:		Date	Time	Received by:	Date	Time																																																																				
Type I (Validation/non-CLP) <input type="checkbox"/> MA MCP <input type="checkbox"/>				Relinquished by:		Date	Time	Received by:	Date	Time																																																																				
Type III (Reduced non-CLP) <input type="checkbox"/> CT RCP <input type="checkbox"/>				Relinquished by:		Date	Time	Received by:	Date	Time																																																																				
Type VI (Raw Data Only) <input type="checkbox"/> TX TRRP-13 <input type="checkbox"/>				Relinquished by:		Date	Time	Received by:	Date	Time																																																																				
NYSDEC Category <input type="checkbox"/> A or <input type="checkbox"/> B				Relinquished by:		Date	Time	Received by:	Date	Time																																																																				
EQEDD Required? Yes <input checked="" type="checkbox"/> No <input type="checkbox"/> If yes, format: <u>GES EQEDD</u>				Relinquished by Commercial Carrier:												Temperature upon receipt <i>21.2/2.3</i> °C																																																														
EQEDD Name: <u>Carroll Monrovia-lab report #.17953.EQEDD.zip</u>				UPS _____ FedEx _____ Other _____												_____																																																														

Eurofins Lancaster Laboratories Environmental, LLC • 2425 New Holland Pike, Lancaster, PA 17601 • 717-656-2300

7045 0614

MS

Login Sample Receipt Checklist

Client: Groundwater & Environmental Services Inc

Job Number: 410-153154-1

Login Number: 153154

List Number: 1

Creator: Wrye, Shaun

List Source: Eurofins Lancaster Laboratories Environment Testing, LLC

Question	Answer	Comment
The cooler's custody seal is intact.	N/A	
The cooler or samples do not appear to have been compromised or tampered with.	True	
Samples were received on ice.	True	
Cooler Temperature acceptable,where thermal pres is required(</=6C, not frozen).	True	
Cooler Temperature is recorded.	True	
WV:Container Temp acceptable,where thermal pres is required (</=6C, not frozen).	N/A	
WV: Container Temperature is recorded.	N/A	
COC is present.	True	
COC is filled out in ink and legible.	True	
COC is filled out with all pertinent information.	True	
There are no discrepancies between the containers received and the COC.	False	Refer to Job Narrative for details.
Sample containers have legible labels.	True	
Containers are not broken or leaking.	True	
Sample collection date/times are provided.	True	
Appropriate sample containers are used.	True	
Sample bottles are completely filled.	True	
There is sufficient vol. for all requested analyses.	True	
Is the Field Sampler's name present on COC?	True	
Sample custody seals are intact.	N/A	
VOA sample vials do not have headspace >6mm in diameter (none, if from WV)?	True	



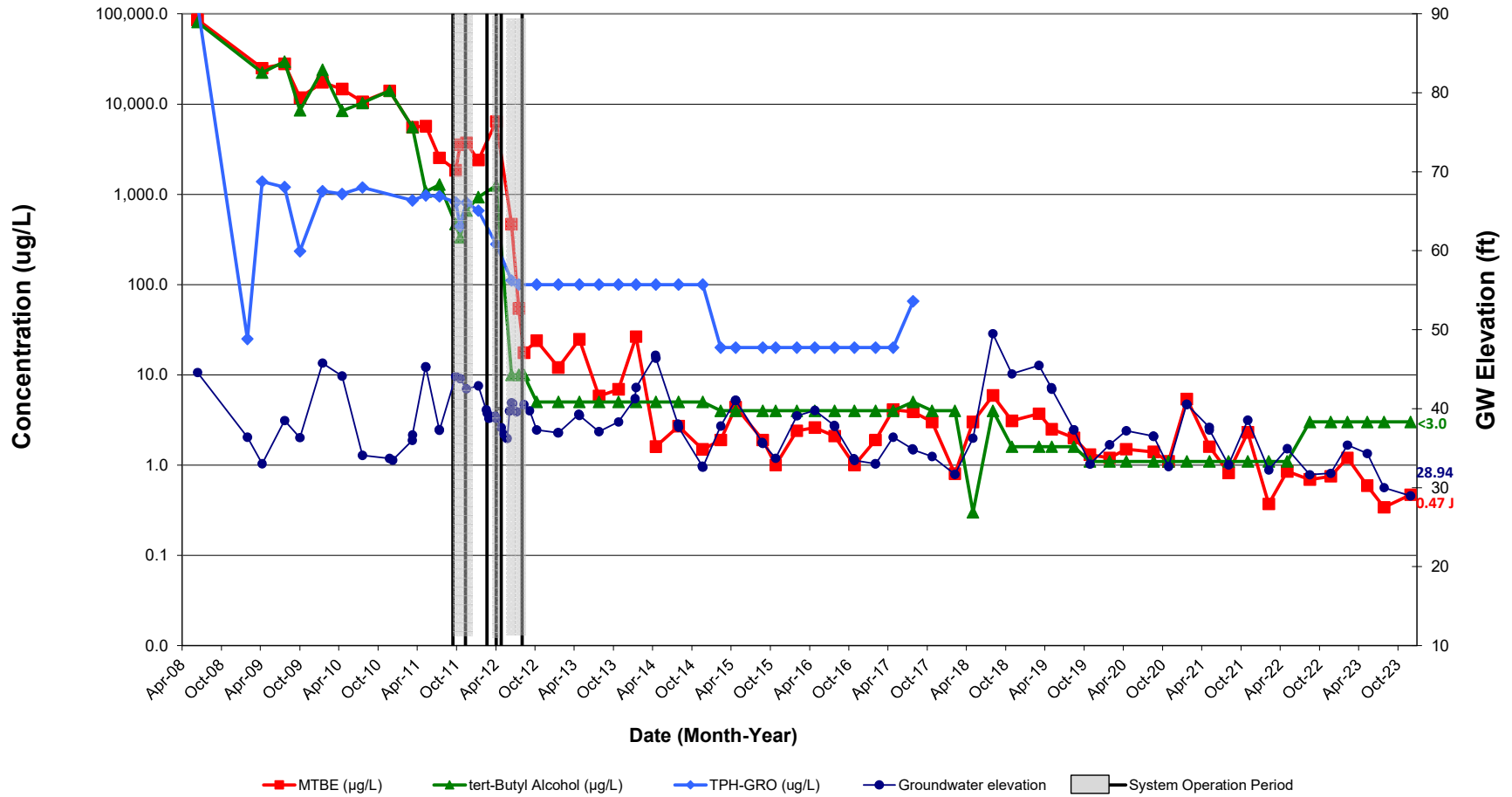
APPENDIX D

Groundwater Monitoring Well Graphs

GROUNDWATER MONITORING WELL GRAPHS

Carroll - Monrovia BP/Former Green Valley Citgo
11791 Fingerboard Rd.
Monrovia, MD

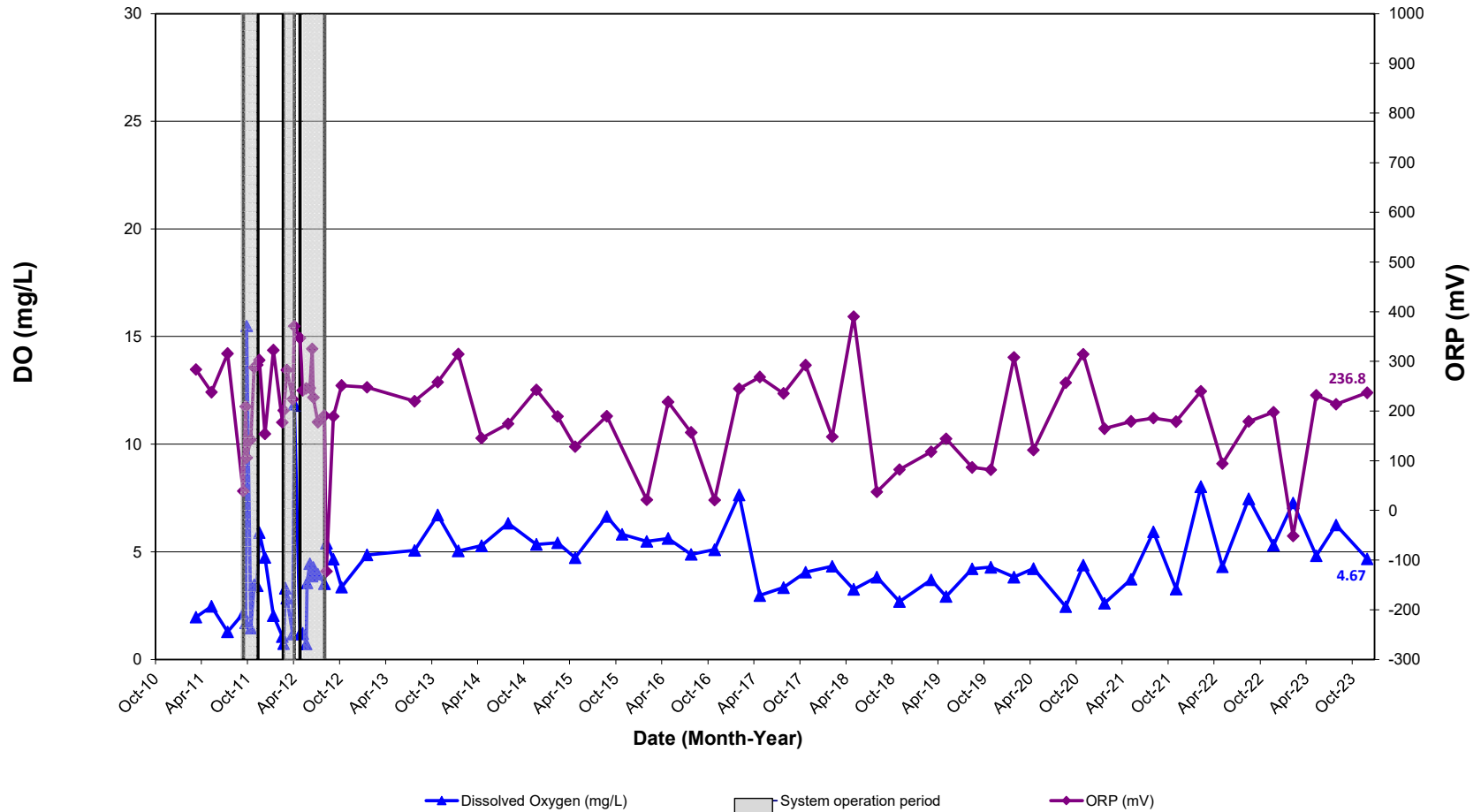
MW-7



GROUNDWATER MONITORING WELL GRAPHS

**Carroll - Monrovia BP/Former Green Valley Citgo
11791 Fingerboard Rd.
Monrovia, MD**

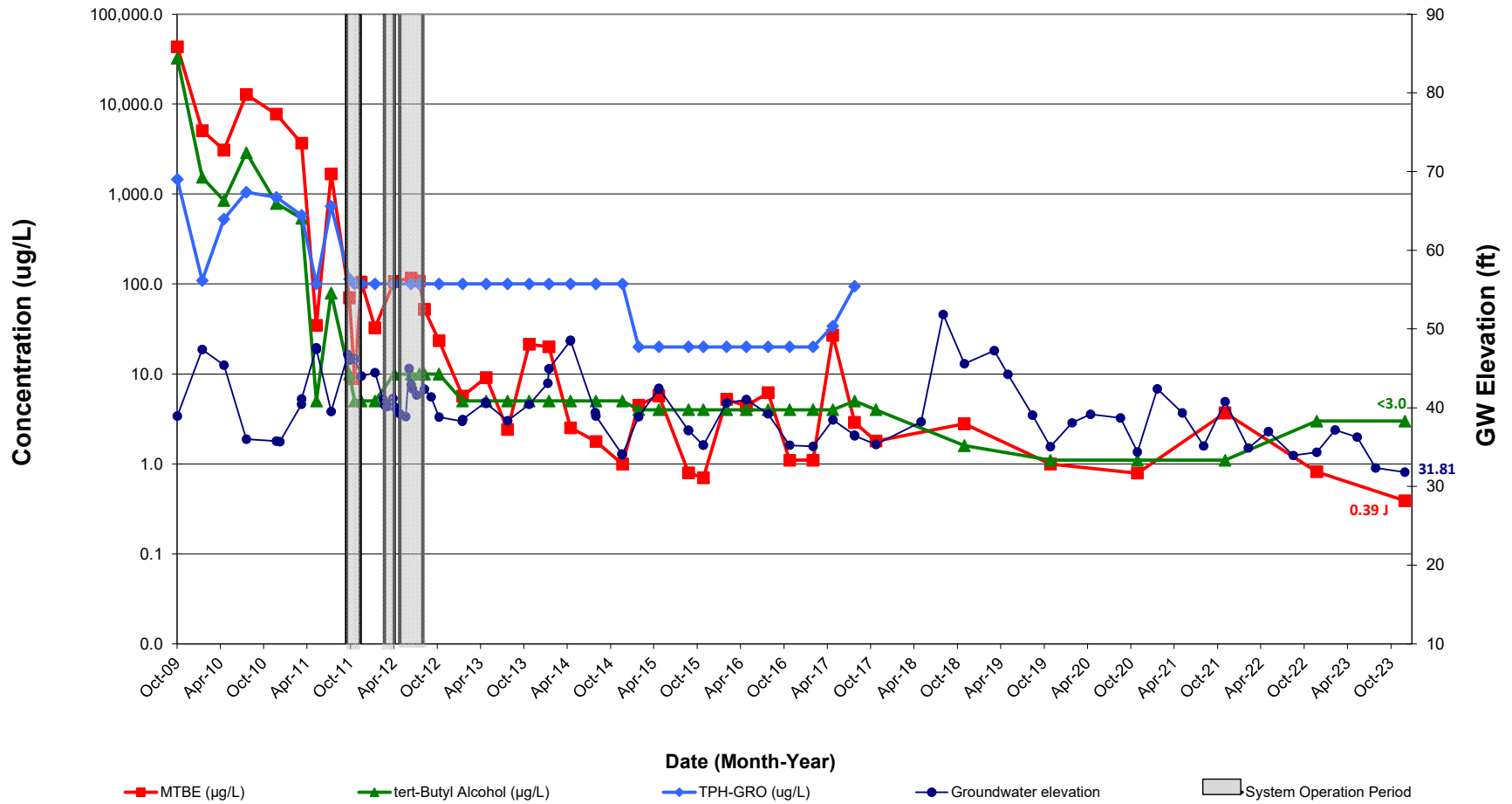
MW-7



GROUNDWATER MONITORING WELL GRAPHS

Carroll - Monrovia BP/Former Green Valley Citgo
11791 Fingerboard Rd
Monrovia, MD

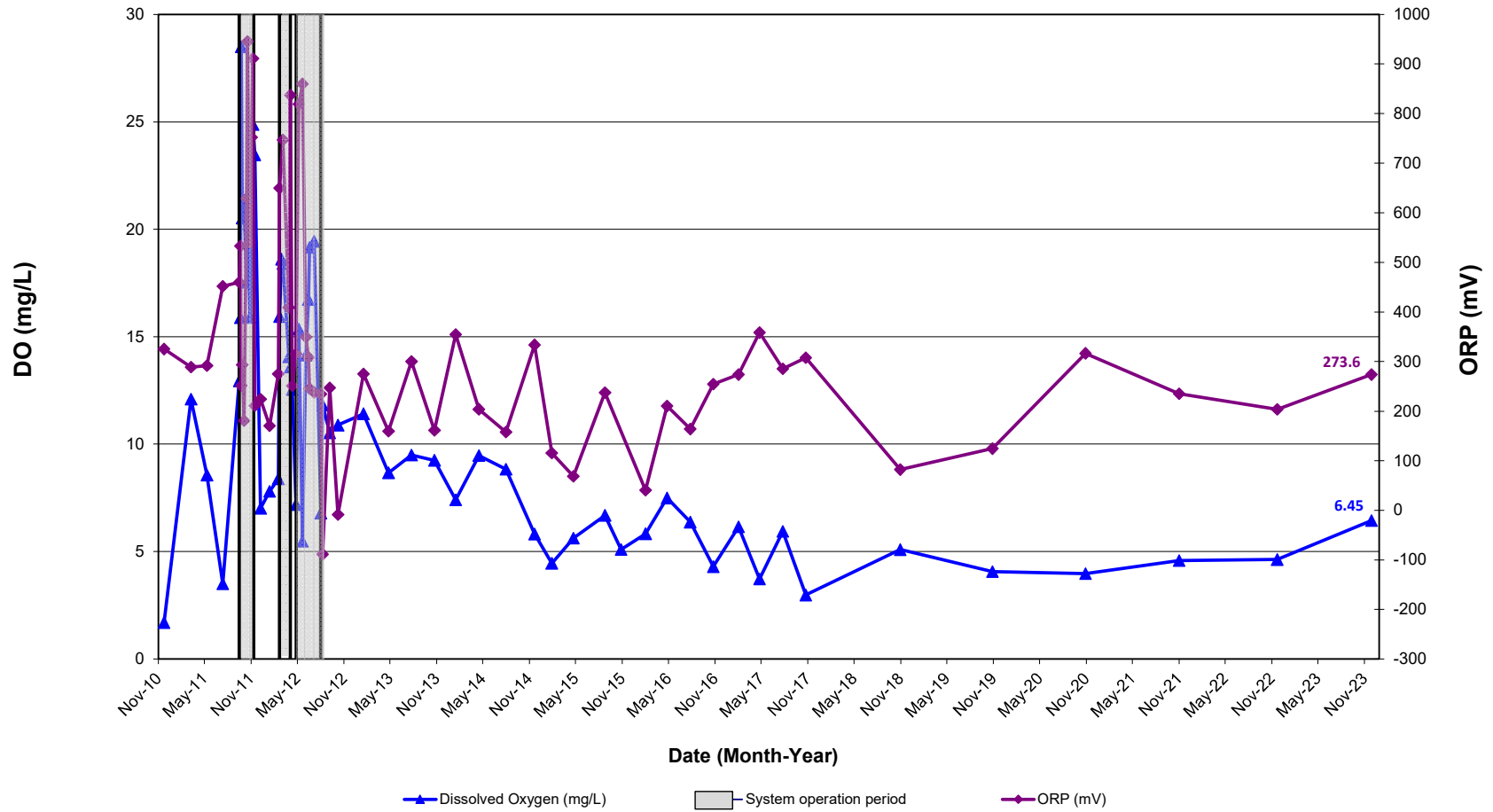
MW-13



GROUNDWATER MONITORING WELL GRAPHS

Carroll - Monrovia BP/Former Green Valley Citgo
11791 Fingerboard Rd.
Monrovia, MD

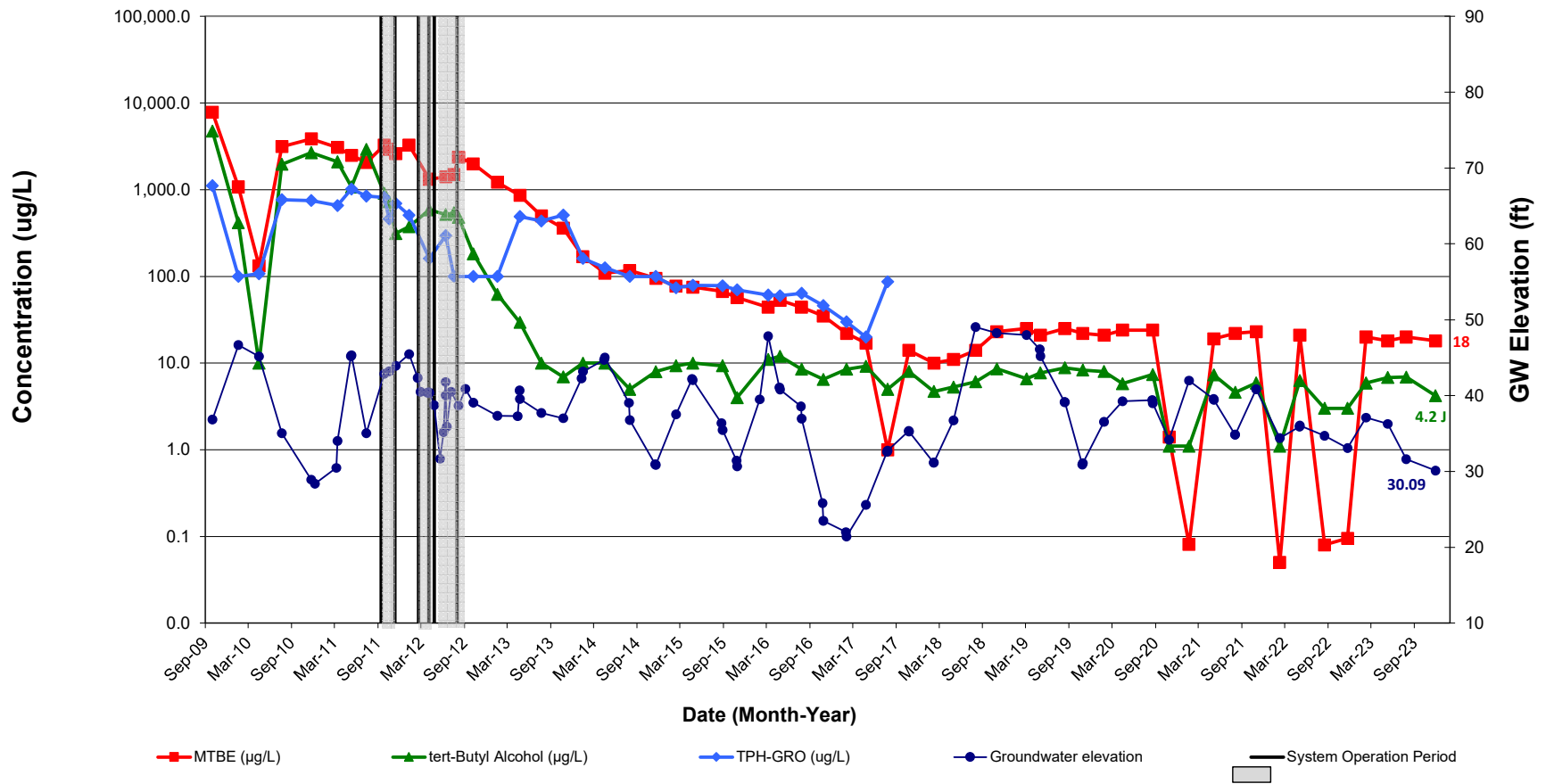
MW-13



GROUNDWATER MONITORING WELL GRAPHS

Carroll - Monrovia BP/Former Green Valley Citgo
11791 Fingerboard Rd
Monrovia, MD

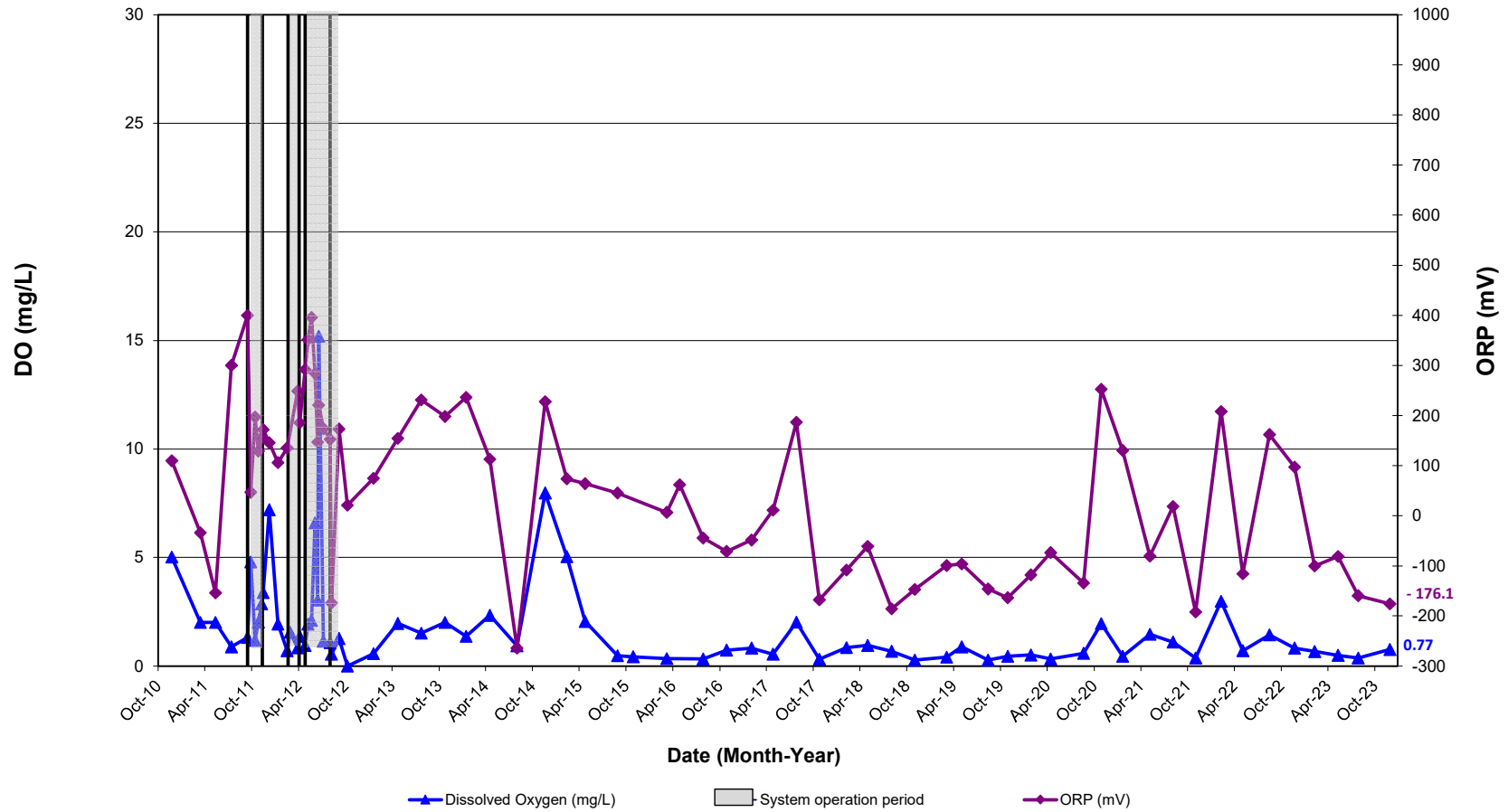
MW-14D



GROUNDWATER MONITORING WELL GRAPHS

Carroll - Monrovia BP/Former Green Valley Citgo
11791 Fingerboard Rd
Monrovia, MD

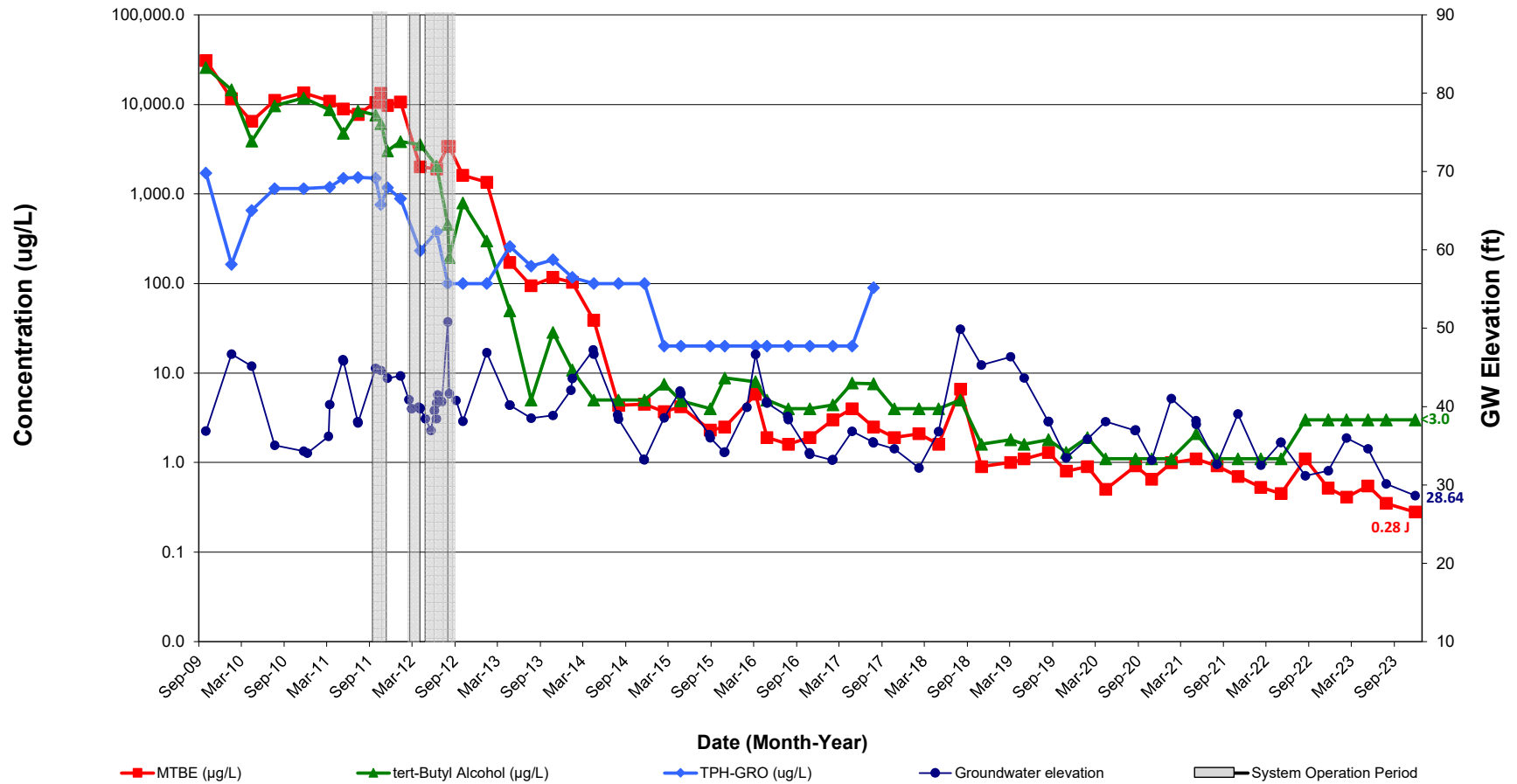
MW-14D



GROUNDWATER MONITORING WELL GRAPHS

Carroll - Monrovia BP/Former Green Valley Citgo
11791 Fingerboard Rd.
Monrovia, MD

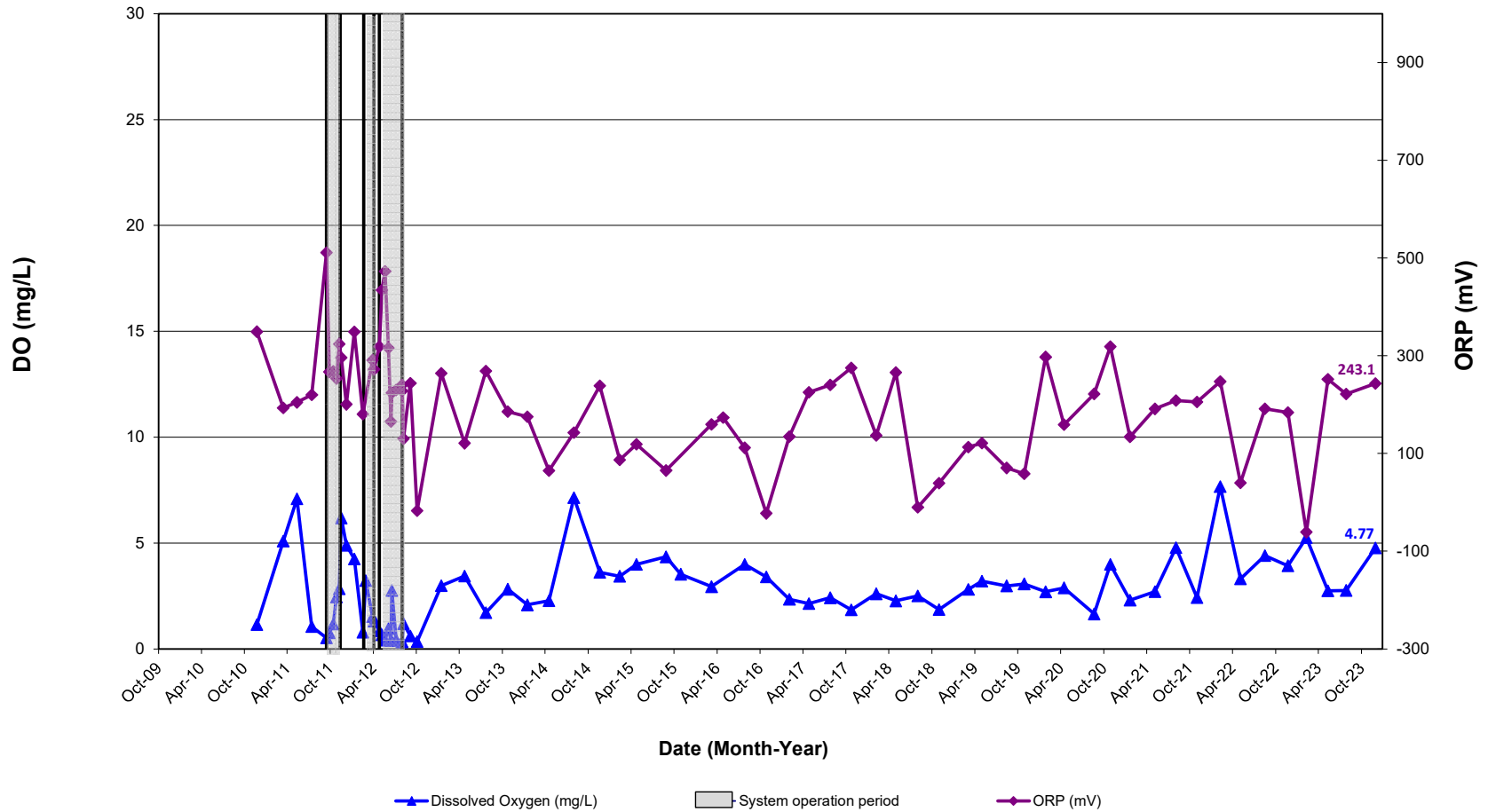
MW-17



GROUNDWATER MONITORING WELL GRAPHS

**Carroll - Monrovia BP/Former Green Valley Citgo
11791 Fingerboard Rd
Monrovia, MD**

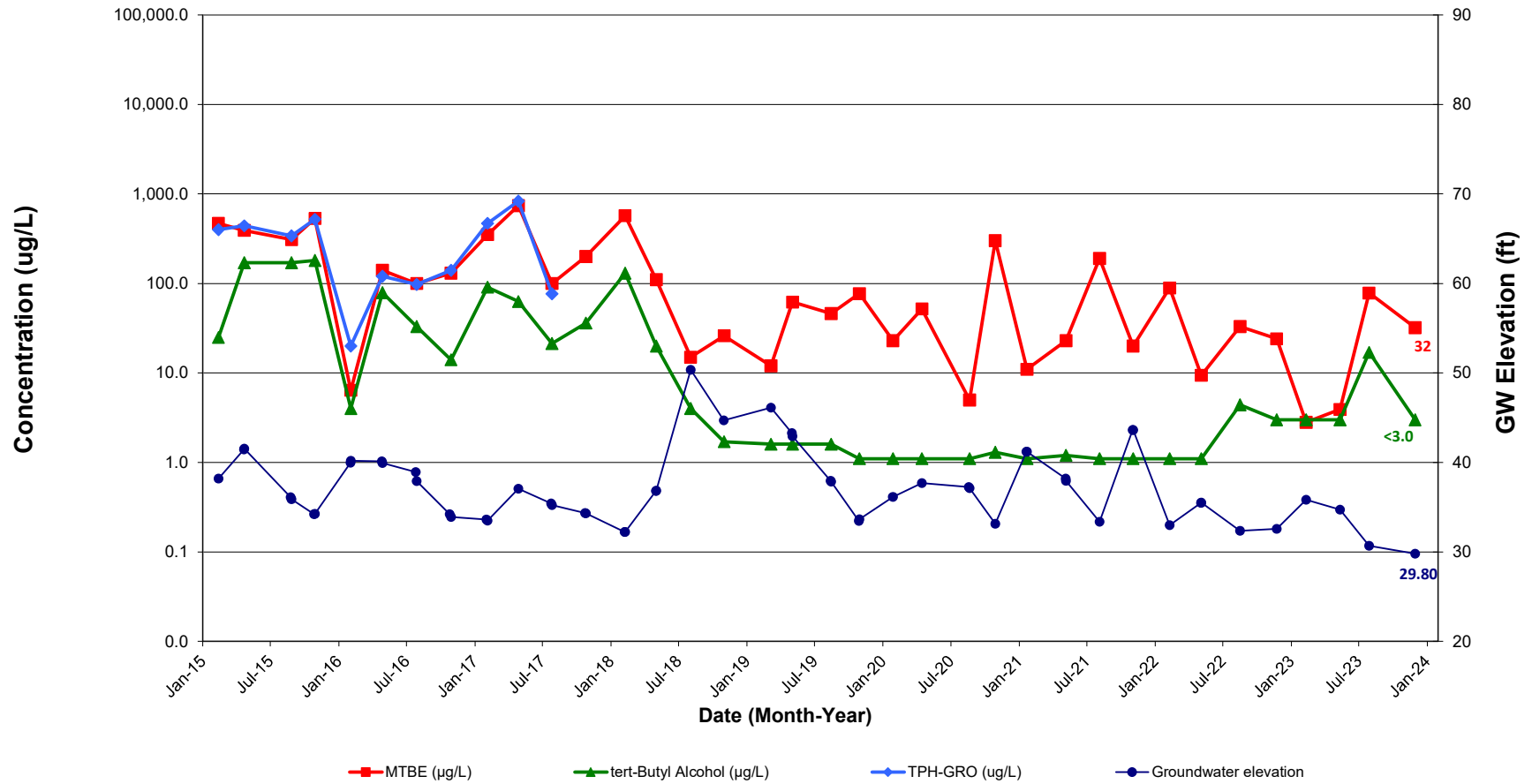
MW-17



GROUNDWATER MONITORING WELL GRAPHS

Carroll - Monrovia BP/Former Green Valley Citgo
11791 Fingerboard Rd.
Monrovia, MD

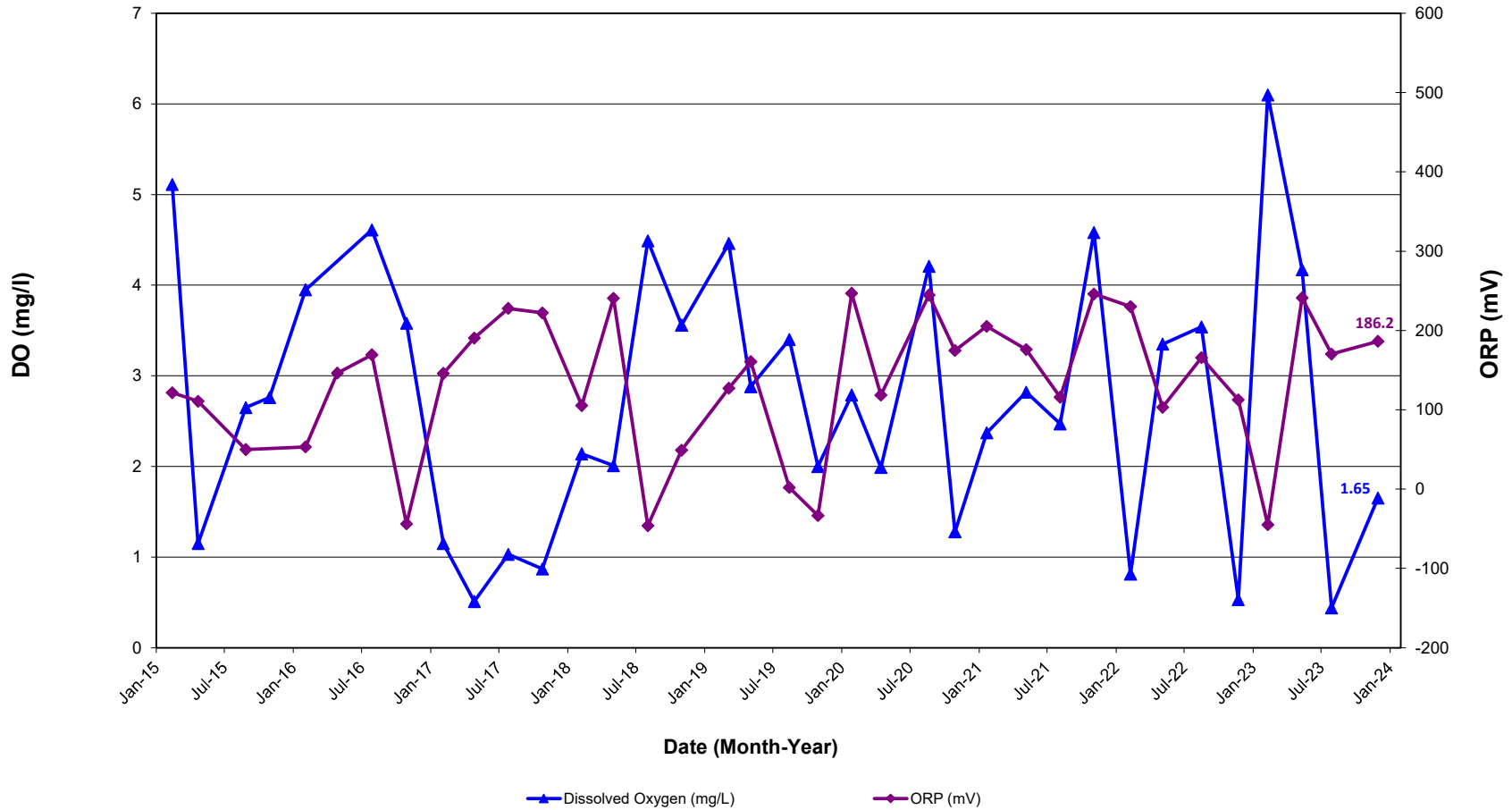
MW-18S-R



GROUNDWATER MONITORING WELL GRAPHS

Carroll - Monrovia BP/Former Green Valley Citgo
11791 Fingerboard Rd
Monrovia, MD

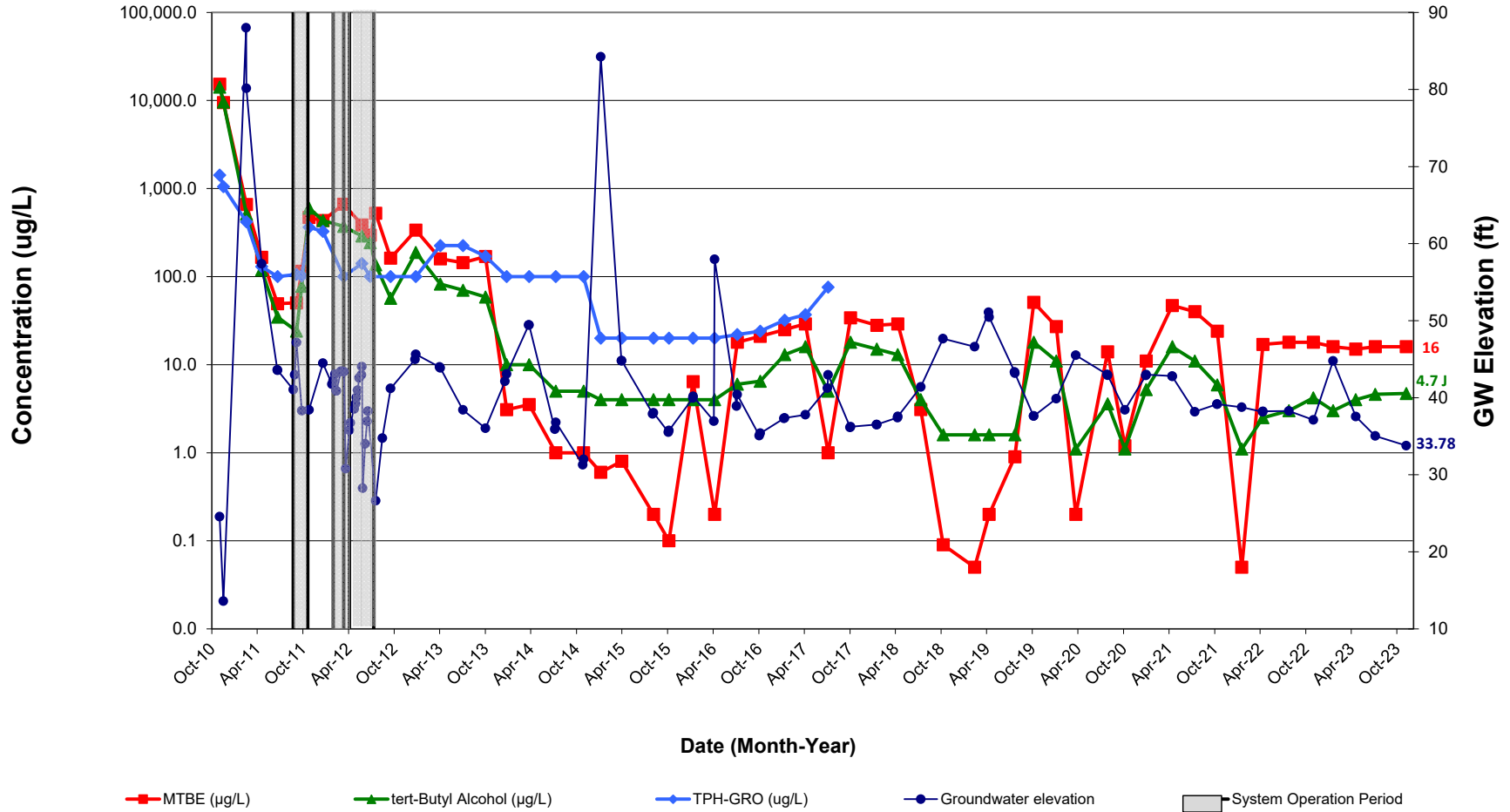
MW-18S-R



GROUNDWATER MONITORING WELL GRAPHS

**Carroll - Monrovia BP/Former Green Valley Citgo
11791 Fingerboard Rd.
Monrovia, MD**

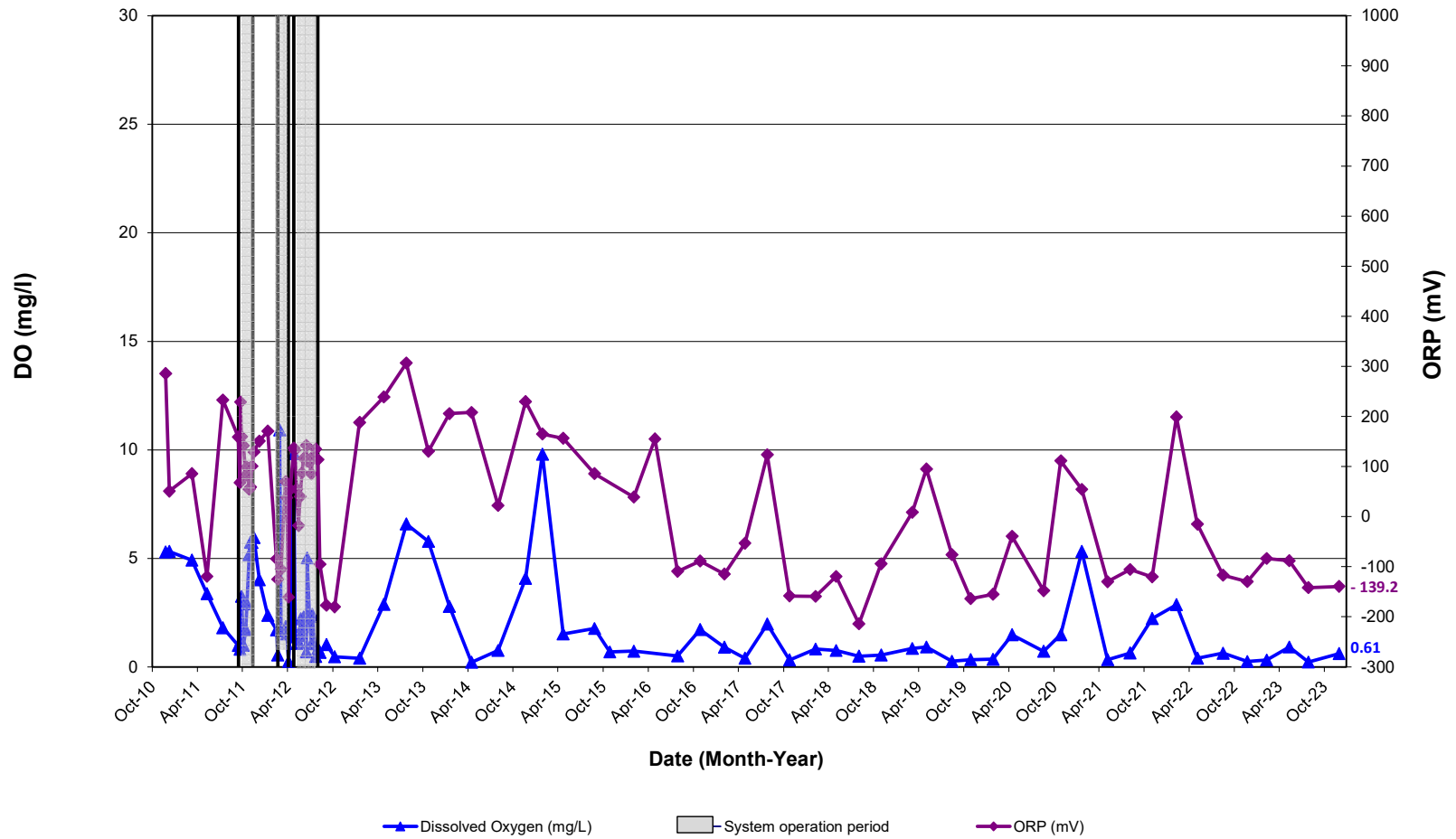
MW-18D



GROUNDWATER MONITORING WELL GRAPHS

**Carroll - Monrovia BP/Former Green Valley Citgo
11791 Fingerboard Rd.
Monrovia, MD**

MW-18D



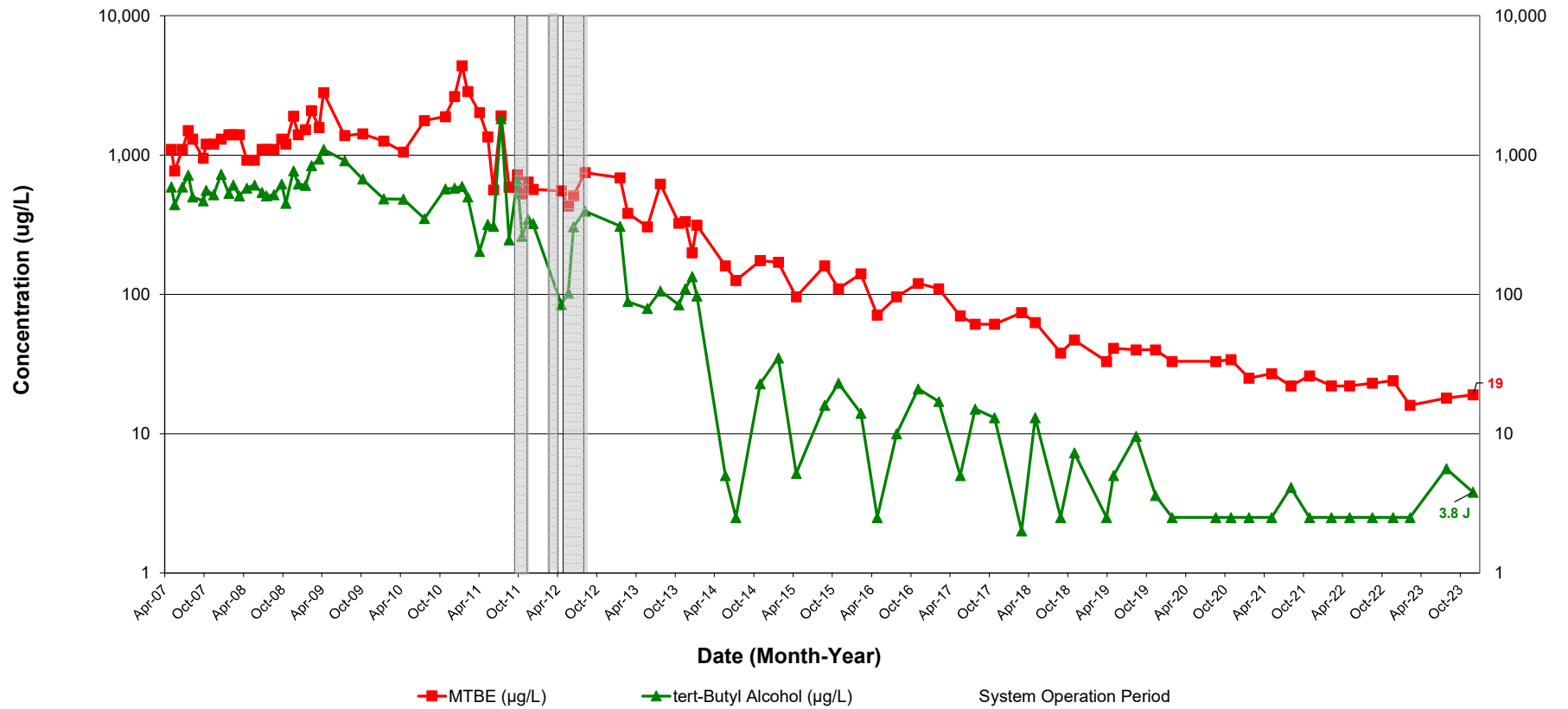
APPENDIX E

Groundwater Supply Well Graphs

GROUNDWATER SUPPLY WELL GRAPHS

Carroll - Monrovia BP/Former Green Valley Citgo
11791 Fingerboard Rd
Monrovia, MD

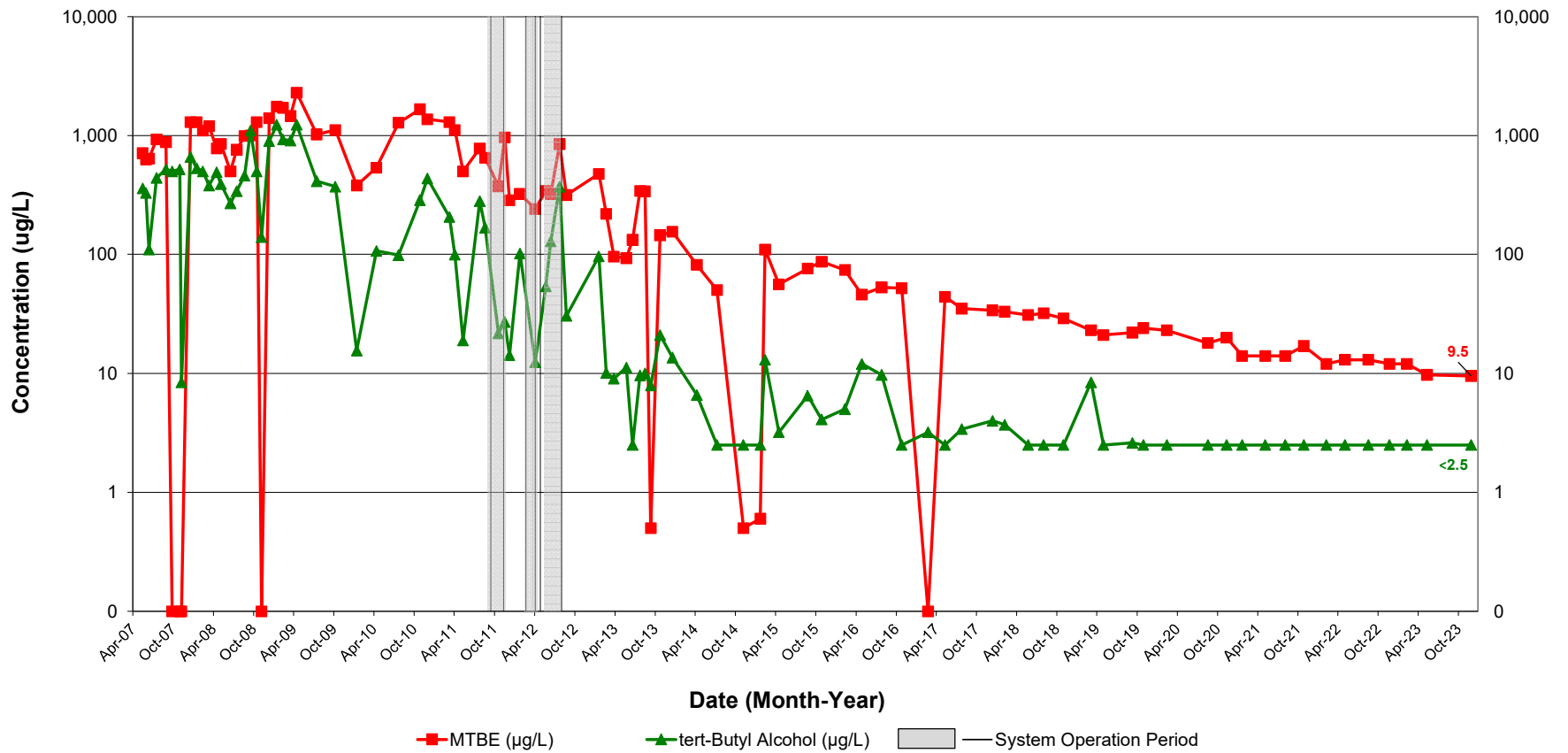
3990-FARM-INF



GROUNDWATER SUPPLY WELL GRAPHS

Carroll - Monrovia BP/Former Green Valley Citgo
11791 Fingerboard Rd
Monrovia, MD

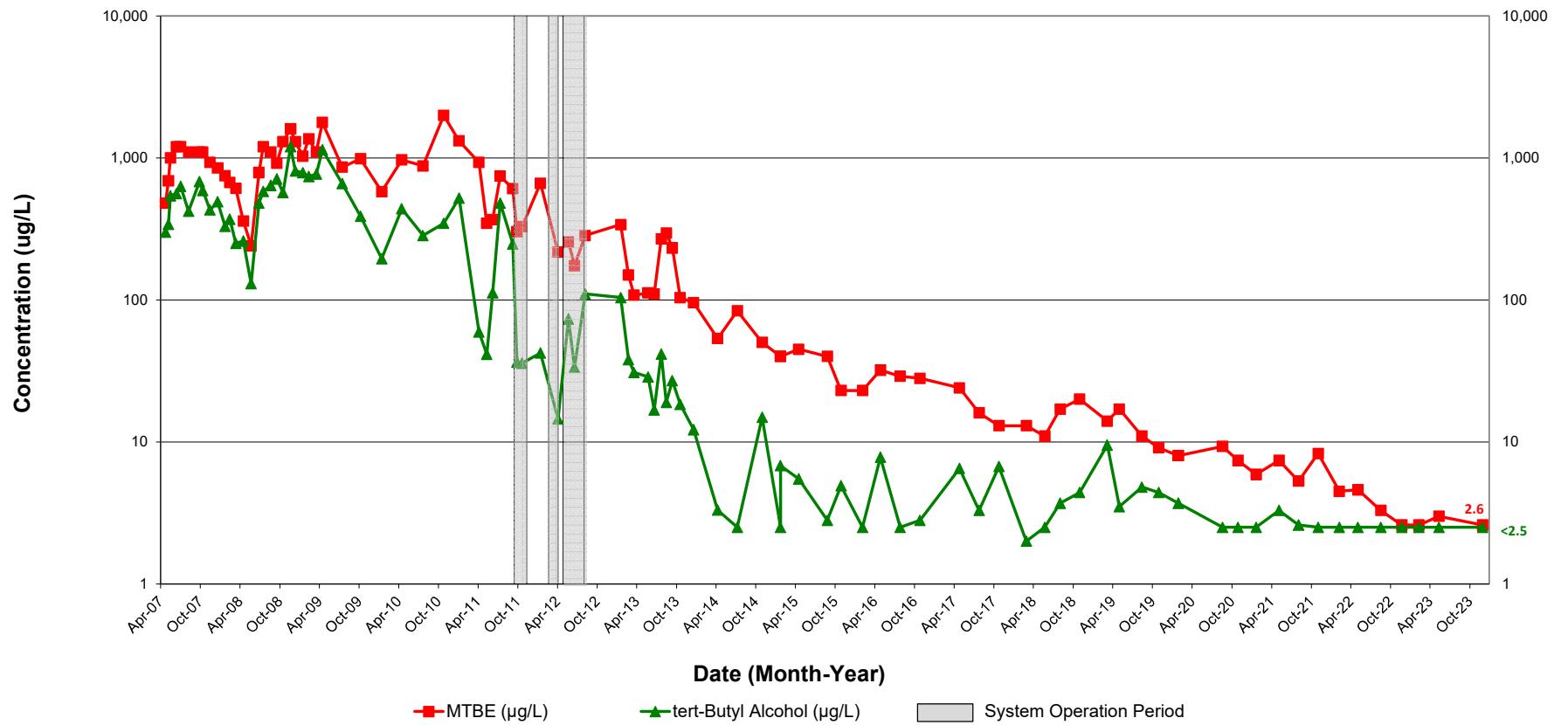
3992-FARM-INF



GROUNDWATER SUPPLY WELL GRAPHS

Carroll - Monrovia BP/Former Green Valley Citgo
11791 Fingerboard Rd
Monrovia, MD

3994-FARM-INF



GROUNDWATER SUPPLY WELL GRAPHS

**Carroll - Monrovia BP/Former Green Valley Citgo
11791 Fingerboard Rd
Monrovia, MD**

GVP-INF

